

FACILITIES FOR INTERSTATE ACCESS

Regulations, Rates and Charges Applicable to  
Facilities for Interstate Access, Ancillary and Miscellaneous Services  
provided by  
Northwest Fiber, LLC  
d/b/a Ziply Fiber Telephone Companies  
to Interstate Customers

Services herein are provided by means of wire, fiber optics, radio or any other suitable technology or a combination thereof.

The geographical applications are as indicated following the names of the issuing carriers on Sheet 2.

**ISSUING CARRIERS**

Ziply Fiber Northwest, LLC  
d/b/a Ziply Fiber  
in the State of Idaho  
Regulatory & External Affairs Director  
135 Lake Street S., Suite 155  
Kirkland, WA 98033

Ziply Fiber Northwest, LLC  
d/b/a Ziply Fiber  
in the State of Oregon  
Regulatory & External Affairs Director  
135 Lake Street S., Suite 155  
Kirkland, WA 98033

Ziply Fiber Northwest, LLC  
d/b/a Ziply Fiber  
in the State of Washington  
Regulatory & External Affairs Director  
135 Lake Street S., Suite 155  
Kirkland, WA 98033

---

**TRANSMITTAL NO. 7**

ISSUED: AUGUST 3, 2021  
ISSUED BY ZIPLY FIBER TELEPHONE COMPANIES  
BY JESSICA EPLEY, REGULATORY & EXTERNAL AFFAIRS DIRECTOR

EFFECTIVE: AUGUST 18, 2021

**CHECK SHEET**

Sections I. to XXV. inclusive of this tariff are effective as of the date shown. Original and revised pages, as named below are in effect on the date indicated.

<u>Page</u>	<u>Number of Revision Except As Indicated</u>	<u>Page</u>	<u>Number of Revision Except As Indicated</u>	<u>Page</u>	<u>Number of Revision Except As Indicated</u>
<b>Section I</b>	Original	<b>Section II</b>	Original	36	Original
1	1st			37	Original
2	2nd			38	Original
3	<b>13th*</b>	<b>Section III</b>	Original	39	Original
4	1st	1	Original	40	1st
5	2 <sup>nd</sup>	2	Original	41	Original
6	<b>12th*</b>	3	Original	42	1st
7	5 <sup>th</sup>	4	Original	43	Original
8	1st	5	Original	44	1st
9	Original	6	Original	45	Original
10	Original	7	Original	46	1st
11	Original	8	Original	47	1st
12	Original	9	Original	48	Original
13	Original	10	Original	49	Original
14	Original	11	Original	50	Original
15	Original	12	Original	51	Original
16	Original	13	Original	52	Original
17	Original	14	Original	53	Original
18	Original	15	Original	54	Original
19	Original	16	Original	55	Original
20	Original	17	Original	56	Original
21	Original	18	Original	57	Original
22	Original	19	Original	58	Original
23	Original	20	Original	59	Original
24	Original	21	Original	60	Original
25	Original	22	Original	61	Original
26	Original	23	Original	62	1st
27	Original	24	Original	63	Original
28	Original	25	Original	64	Original
29	Original	26	1st	65	Original
30	Original	27	Original	66	Original
31	Original	28	Original	67	Original
32	Original	29	Original	68	1st
		30	Original	69	1st
		31	Original	70	Original
		32	Original	71	Original
		33	Original	72	Original
		34	Original	73	Original
		35	Original	74	Original
		36	Original	75	1st

**CHECK SHEET (Continued)**

<u>Page</u>	Number of Revision Except As <u>Indicated</u>	<u>Page</u>	Number of Revision Except As <u>Indicated</u>	<u>Page</u>	Number of Revision Except As <u>Indicated</u>
<b>Section III (cont'd)</b>		19	Original	39	Original
76	1 <sup>st</sup>	20	Original	40	Original
77	1 <sup>st</sup>	21	Original	41	Original
78	Original			42	Original
79	Original	<b>Section V</b>	Original	43	Original
80	Original	1	Original	44	Original
81	Original	2	Original	45	Original
82	Original	3	Original	46	Original
83	1 <sup>st</sup>	4	Original	47	Original
84	1 <sup>st</sup>	5	Original	48	Original
85	1 <sup>st</sup>	6	Original	49	Original
86	Original	7	Original	50	Original
87	Original	8	Original	51	Original
88	Original	9	Original	52	Original
89	Original	10	Original	53	Original
90	Original	11	Original	54	Original
91	Original	12	Original	55	Original
92	Original	13	Original	56	Original
93	Original	14	Original	57	Original
94	Original	15	Original	58	Original
95	Original	16	Original	59	Original
96	Original	17	Original	60	Original
97	Original	18	Original	61	Original
		19	Original	62	Original
<b>Section IV</b>		20	Original	63	Original
1	Original	21	Original	64	Original
2	Original	22	Original	65	Original
3	Original	23	Original	66	Original
4	Original	24	Original	67	Original
5	Original	25	Original	68	Original
6	Original	26	Original	69	Original
7	Original	27	Original	70	Original
8	Original	28	Original	71	Original
9	Original	29	Original	72	Original
10	Original	30	Original	73	Original
11	Original	31	Original	74	Original
12	Original	32	Original	75	Original
13	Original	33	Original	76	Original
14	Original	34	Original	77	Original
15	Original	35	Original	78	Original
16	Original	36	Original	79	Original
17	Original	37	Original	80	Original
18	Original	38	Original	81	Original

**CHECK SHEET (Continued)**

<u>Page</u>	<u>Number of Revision Except As Indicated</u>	<u>Page</u>	<u>Number of Revision Except As Indicated</u>	<u>Page</u>	<u>Number of Revision Except As Indicated</u>
<b>Section V (cont'd)</b>		124	1 <sup>st</sup>	28	Original
82	Original	125	Original	29	Original
83	Original	126	Original	30	Original
84	Original	127	Original	31	Original
85	Original	128	2 <sup>nd</sup> *	32	Original
86	Original	129	2 <sup>nd</sup> *	33	Original
87	Original	130	2 <sup>nd</sup> *	34	Original
88	Original	131	Original	35	Original
89	Original	132	Original	36	Original
90	Original	133	Original	37	Original
91	Original	134	Original	38	Original
92	Original	135	Original	39	Original
93	Original	136	Original	40	Original
94	Original	137	Original	41	Original
95	Original			42	Original
96	1 <sup>st</sup>	<b>Section VI</b>	Original	43	Original
97	Original	1	Original	44	Original
98	Original	2	Original	45	Original
99	Original	3	Original	46	Original
100	Original	4	Original	47	Original
101	Original	5	Original	48	Original
102	Original	6	Original	49	Original
103	Original	7	Original	50	Original
104	Original	8	Original	51	Original
105	Original	9	Original	52	Original
106	Original	10	Original	53	Original
107	Original	11	Original	54	Original
108	Original	12	Original	55	Original
109	Original	13	Original	56	Original
110	Original	14	Original	57	Original
111	Original	15	Original	58	Original
112	Original	16	Original	59	Original
113	Original	17	Original	60	Original
114	Original	18	Original	61	Original
115	Original	19	Original	62	Original
116	Original	20	Original	63	Original
117	Original	21	Original	64	Original
118	Original	22	Original	65	Original
119	Original	23	Original	66	Original
120	1 <sup>st</sup>	24	Original	67	Original
121	1 <sup>st</sup>	25	Original	68	Original
122	1 <sup>st</sup>	26	Original	69	Original
123	1 <sup>st</sup>	27	Original	70	Original

TRANSMITTAL NO. 12

**CHECK SHEET (Continued)**

<u>Page</u>	Number of Revision Except As <u>Indicated</u>	<u>Page</u>	Number of Revision Except As <u>Indicated</u>	<u>Page</u>	Number of Revision Except As <u>Indicated</u>
<b>Section VI</b> (cont'd)		113	Original	30	Original
71	Original	114	Original	31	Original
72	Original	115	Original	32	Original
73	Original	116	Original	33	Original
74	Original	117	Original	34	Original
75	Original	118	Original	35	Original
76	Original	119	Original	36	<b>12th*</b>
77	Original	120	Original	37	Original
78	Original	121	Original	38	Original
79	Original	122	Original		
80	Original	123	Original	<b>Section VIII</b>	Original
81	Original	135	Original		
82	Original				
83	Original	<b>Section VII</b>	Original	<b>Section IX</b>	Original
84	Original	1	Original	1	Original
85	Original	2	Original	2	Original
86	Original	3	Original	3	Original
87	Original	4	Original	4	Original
88	Original	5	Original	5	Original
89	Original	6	Original	6	Original
90	Original	7	Original	7	Original
91	Original	8	Original	8	Original
92	Original	9	Original	9	Original
93	Original	10	Original	10	Original
94	Original	11	Original	11	Original
95	Original	12	Original	12	Original
96	Original	13	Original		
97	Original	14	Original	<b>Section X</b>	Original
98	Original	15	Original		
99	Original	16	Original		
100	Original	17	Original	<b>Section XI</b>	Original
101	Original	18	Original		
102	Original	19	Original	<b>Section XII</b>	Original
103	Original	20	Original	1	Original
104	Original	21	Original	2	Original
105	Original	22	Original	3	Original
106	Original	23	Original	4	Original
107	Original	24	Original	5	Original
108	Original	25	Original	6	Original
109	Original	26	Original	7	Original
110	Original	27	Original	8	Original
111	1st	28	Original	9	Original
112	Original	29	Original	10	Original

**CHECK SHEET (Continued)**

<u>Page</u>	<u>Number of Revision Except As Indicated</u>	<u>Page</u>	<u>Number of Revision Except As Indicated</u>	<u>Page</u>	<u>Number of Revision Except As Indicated</u>
<b>Section XII (cont'd)</b>		6	Original	30	Original
11	Original	7	Original	31	Original
12	Original	8	Original	32	Original
13	Original	9	Original	33	Original
14	Original	10	Original	34	Original
15	Original	11	Original	35	Original
		12	Original	36	Original
<b>Section XIII</b>	Original	13	Original	37	Original
1	Original	14	Original	38	Original
2	Original	15	Original	39	Original
3	Original	16	Original	40	Original
4	Original	17	Original	41	Original
5	Original			42	Original
6	Original	<b>Section XVIII</b>	Original	43	Original
7	Original	1	Original	44	Original
8	Original	2	Original		
9	Original	3	Original	<b>Section XIX</b>	Original
10	Original	4	Original	1	Original
11	1st	5	Original	2	Original
12	1st	6	Original	3	Original
		7	Original		
<b>Section XIV</b>	Original	8	Original	<b>Section XX</b>	Original
1	Original	9	Original	1	Original
2	Original	10	Original	2	Original
3	Original	11	Original	3	Original
4	Original	12	Original	4	Original
5	5 <sup>th</sup> *	13	Original	5	Original
6	1st	14	Original	6	Original
		15	Original	7	Original
<b>Section XV</b>	Original	16	Original	8	Original
		17	Original	9	Original
		18	Original	10	Original
<b>Section XVI</b>	Original	19	Original	11	Original
1	Original	20	Original	12	Original
2	Original	21	Original	13	Original
3	Original	22	Original	14	Original
		23	Original		
<b>Section XVII</b>	Original	24	Original	<b>Section XXI</b>	Original
1	Original	25	Original		
2	Original	26	Original	<b>Section XXII</b>	Original
3	Original	27	Original		
4	Original	28	Original		
5	Original	29	Original		

TRANSMITTAL NO. 12

---

**CHECK SHEET** (Continued)

<u>Page</u>	Number of Revision Except As <u>Indicated</u>	<u>Page</u>	Number of Revision Except As <u>Indicated</u>	<u>Page</u>	Number of Revision Except As <u>Indicated</u>
<b>Section XXIII</b>					
1	1st				
2	1st				
3	Original				
4	Original				
<b>Section XXIV</b>	Original				
<b>Section XXV</b>	Original				
1	Original				
2	Original				
3	Original				
4	Original				
5	Original				

TRANSMITTAL NO. 7



SECTION INDEX

<u>SECTION</u>	<u>DESCRIPTION</u>	<u>SHEET NO.</u>
<b>I.</b>	<b>INTRODUCTORY SHEETS AND DEFINITIONS</b>	
	Title Page	1
	Issuing Carriers	2
	Check Sheet	3
	Section Index	4
	Reference to Other Tariffs	22
	Reference to Other Publications	22
	Concurring Carriers	27
	Connecting Carriers	27
	Other Participating Carriers	27
	Registered Service Marks	27
	Registered Trade Marks	27
	Explanation of Symbols	28
	Explanation of Abbreviations	29
<b>II.</b>	<b>APPLICATION OF TARIFF</b>	
<b>III.</b>	<b>GENERAL REGULATIONS</b>	
	<b>A. <u>Undertaking of the Telephone Company</u></b>	<b>1</b>
	1. <i>Scope</i>	1
	2. <i>Limitations</i>	1
	3. <i>Liability</i>	2
	4. <i>Provisions of FIA</i>	3
	5. <i>Installation and Termination of FIA</i>	3
	6. <i>Maintenance of FIA</i>	3
	7. <i>Changes and Substitutions</i>	4
	8. <i>Discontinuance and Refusal of FIA</i>	4
	9. <i>Preemption of FIA</i>	5
	10. <i>Limitation of Use of Metallic Facilities</i>	6
	<b>B. <u>Use</u></b>	<b>6</b>
	1. <i>Interference or Impairment</i>	6
	2. <i>Unlawful Use of FIA</i>	7
	3. <i>Commingling</i>	7
	<b>C. <u>Obligation of the Customer</u></b>	<b>7</b>
	1. <i>Damages</i>	7
	2. <i>Theft</i>	8
	3. <i>Equipment Space and Power</i>	8
	4. <i>Space and Power for Expanded Interconnection Services</i>	8
	5. <i>Availability for Testing</i>	8
	6. <i>Balance</i>	8
	7. <i>Design of Customer Services</i>	8

---

**SECTION INDEX** (Continued)

8. <i>References to Telephone Company</i>	9
9. <i>Claims and Demands for Damages</i>	9
10. <i>Coordination with Respect to Network Contingencies</i>	9
D. <u>Payment Arrangements</u>	9
1. <i>Payment of Charges and Deposits</i>	9
2. <i>Minimum Periods</i>	12
E. <u>Connections</u>	12
1. <i>General</i>	12
2. <i>Standard Access Service Connections</i>	12
3. <i>Expanded Interconnection Service (EIS) – Fiber Optic</i>	12
4. <i>Expanded Interconnection Service (EIS) - Microwave</i>	13
F. <u>Definitions</u>	13
G. <u>FIA Services Provided by More than One Telephone Company</u>	36
1. <i>General</i>	36
2. <i>Single Company Billing</i>	36
3. <i>Meeting Point Billing</i>	37
a. <i>Single Bill Option</i>	37
b. <i>Multiple Bill Option</i>	39
c. <i>Meet Point Billing Mileage Calculation</i>	39
4. <i>Zone Density Meet Point Billing</i>	50
a. <i>Switched Access</i>	50
b. <i>Special Access</i>	50
H. <u>Service Level Agreements</u>	51
1. <i>Basic Service Level Agreements (Basic SLAs)</i>	51
2. <i>Enhanced Service Level Agreements (Enhanced SLAs)</i>	58
3. <i>National Service Level Agreement (National SLAs)</i>	74
4. <i>When a Credit Allowance Does Not Apply</i>	89
I. <u>Sale or Transfer of an Operating Telephone Company's Assets and/or Stock to an Unaffiliated Third Party</u>	92
1. <i>General</i>	92
2. <i>Undertaking of the Telephone Company Following a Transfer</i>	93
J. <u>Initial Transfer of Assets from Predecessor Company</u>	97

**IV. ORDERING OPTIONS FOR FIA**

A. <u>General</u>	1
1. <i>Ordering Conditions</i>	1
2. <i>Provision of Other Services</i>	7
3. <i>Special Construction</i>	7
4. <i>Expanded Interconnection Service (EIS)</i>	7
5. <i>Tandem Switch Signaling</i>	8
B. <u>Access Service Request</u>	8
1. <i>Service Date Intervals</i>	8
2. <i>ASR Modifications</i>	8

---

**SECTION INDEX** (Continued)

3. <i>Selection of Facilities for Access Service</i>	12
4. <i>Minimum Period</i>	13
5. <i>Minimum Period Charges</i>	14
6. <i>Cancellation of an ASR</i>	15
7. <i>Discontinuance of Switched Access FGD or BSA-d</i>	20
8. <i>FGD or BSA-D Maximum Per Trunk Cancellation Charge</i>	20
C. <u>Access Service Requests for Services Provided by More than One Telephone Company</u>	21

**V. SWITCHED ACCESS**

A. <u>General</u>	1
B. <u>Description of Switched Access</u>	2
1. <i>Description of Feature Groups</i>	2
2. <i>Description of Basic Serving Arrangements (BSAs)</i>	19
3. <i>Description of Switched Transport</i>	34
4. <i>Description of End Office Services</i>	45
5. <i>End Office Services Optional Arrangements</i>	46
6. <i>Call Restriction and Code Screening Reports</i>	60
7. <i>Installation and Acceptance Testing of Switched Access</i>	60
8. <i>Provision of Design Layout Report</i>	61
9. <i>Network Management</i>	61
10. <i>Common Channel Signaling System 7 Access Service</i>	62
11. <i>Toll Free Customer Identification Function</i>	64
12. <i>900 Customer Identification Function</i>	64
13. <i>Design and Routing of Switched Access</i>	65
14. <i>Provision of Switched Access Performance Data</i>	65
15. <i>Transmission Performance</i>	65
16. <i>Design Blocking Probability</i>	65
17. <i>Special Facilities Routing</i>	66
18. <i>Information Surcharge</i>	67
19. <i>Toll Free Data Base Query Service</i>	67
20. <i>500 Customer Identification Function</i>	68
21. <i>Tandem Switch Signaling</i>	68
22. <i>Basic Service Elements (BSEs)</i>	68
23. <i>Telecommunication Relay Service (TRS)</i>	
<i>Equal Access Interconnection</i>	75
C. <u>Obligation of the Customer</u>	76
1. <i>On and Off Hook Supervision</i>	76
2. <i>ASR Requirements</i>	76
3. <i>Jurisdictional Report Requirements</i>	77
D. <u>Payment Arrangements and Credit Allowances</u>	79
1. <i>Cancellation of Applications</i>	79
2. <i>Credit Allowances</i>	80

---

**SECTION INDEX** (Continued)

<b>E. <u>Rate and Charge Regulations</u></b>	<b>80</b>
1. <i>Rate Elements</i>	80
2. <i>Rate Regulations</i>	80
3. <i>Switched Access Cross Connect</i>	110
4. <i>Switched Access Zone Density Rate Plan</i>	111
5. <i>Application of Rates for FGA and BSA-A Extension Service</i>	112
6. <i>Switched Access DS1 Optional Payment Plan</i>	112
7. <i>Shared Use Analog and Digital High Capacity Service</i>	115
8. <i>Basic Service Elements (BSEs)</i>	116
<b>F. <u>Rates and Charges</u></b>	<b>117</b>
1. <i>Nonrecurring Charges</i>	117
2. <i>Switched Transport</i>	119
3. <i>End Office Services</i>	131
4. <i>Information Surcharge</i>	132
5. <i>FGA or SA-a Usage Sensitive Credit Allowance</i>	133
6. <i>CCS7 Access Service - Dedicated Switched Access</i>	133
7. <i>CCS7 Access Service - STP Port Termination</i>	133
8. <i>CCS7 Access Service - SS7 Transport</i>	134
9. <i>Assumed Minutes of Use Monthly Surrogate</i>	134
10. <i>Switched Access Cross Connect</i>	134
11. <i>Basic Service Elements</i>	134
12. <i>Carrier Identification Parameter (CIP)</i>	137

**VI. SPECIAL ACCESS**

<b>A. <u>General</u></b>	<b>1</b>
1. <i>Rate Elements</i>	1
2. <i>Special Access Configurations</i>	7
3. <i>Special Facilities Routing</i>	9
4. <i>Design Layout Report</i>	9
5. <i>Acceptance Testing</i>	9
6. <i>Ordering Conditions</i>	10
<b>B. <u>Description of Special Access</u></b>	<b>11</b>
1. <i>Voiceband</i>	12
2. <i>(Reserved for Future Use)</i>	12
3. <i>Program Audio</i>	12
4. <i>Video Digital Transport Service</i>	13
5. <i>Wideband Analog</i>	15
6. <i>Wideband Data Service</i>	16
7. <i>High Capacity Digital</i>	16
8. <i>DS1/DS3/FiberConnect Enhanced Access Diversity (EAD)</i>	17
9. <i>Digital Data Service</i>	20
10. <i>Bonded Digital Link Service</i>	20
11. <i>Miscellaneous Special Access Services</i>	21

---

SECTION INDEX (Continued)

C. <u>Description of Terminating Options</u>	22
1. <i>Narrowband</i>	22
2. <i>Voice Grade</i>	22
3. <i>Program Audio</i>	24
4. <i>Video Digital Transport Service</i>	24
5. <i>Wideband Data Service</i>	24
6. <i>High Capacity Digital</i>	25
7. <i>Digital Data Service (DDS)</i>	26
D. <u>(Reserved for Future Use)</u>	26
E. <u>(Reserved for Future Use)</u>	26
F. <u>Rate Regulations</u>	26
1. <i>Types of Rates and Charges</i>	27
2. <i>Minimum Periods</i>	37
3. <i>Mileage Measurement</i>	38
4. <i>Moves</i>	38
5. <i>Rates and Charges on an Individual Case Basis</i>	39
6. <i>Hub Wire Centers</i>	40
7. <i>Shared Use Analog and Digital High Capacity Services</i>	41
8. <i>Video Digital Transport Services</i>	42
9. <i>Special Access Surcharge</i>	53
10. <i>Message Station Equipment Recovery Charge</i>	54
11. <i>DS3 High Capacity Service</i>	54
12. <i>Optional Payment Plan (OPP)</i>	61
13. <i>Four-Wire Voiceband and Digital Data Service (DDS)</i> <i>Rate Stability Plan (RSP)</i>	64
14. <i>DS1 Term Volume Plan (TVP)</i>	69
15. <i>E1 (2.048 Mbps) High Capacity Service</i>	79
16. <i>MetroLAN Special Transport</i>	81
17. <i>High Voltage Protection</i>	84
18. <i>(Reserved for Future Use)</i>	86
19. <i>DS3 Term Volume Plan</i>	87
G. <u>Rates and Charges</u>	97
1. <i>Nonrecurring Charges</i>	97
2. <i>Voice and Facilities</i>	98
3. <i>Program Audio Facilities</i>	98
4. <i>Video Facilities</i>	100
5. <i>Digital Data Service Facilities</i>	110
6. <i>(Reserved for Future Use)</i>	111
7. <i>High Capacity Digital DS1 (1.544 Mbps) Facilities</i>	111
8. <i>High Capacity Digital FiberConnect (4 X 1.544 Mbps) Facilities</i>	112
9. <i>High Capacity Digital FT1 Facilities</i>	112
10. <i>High Capacity Digital DS3 (44.736) Facilities - Three System</i>	114
11. <i>High Capacity Digital DS3 (44.736 Mbps) Facilities</i> <i>- Unlimited System</i>	115

---

**SECTION INDEX** (Continued)

12. High Capacity Digital DS3 (44.736 Mbps) Facilities – Individual System	116
13. High Capacity Digital DS3 (44.736 Mbps) Facilities – Group Systems	117
14. High Capacity Digital DS3 (44.736 Mbps) Facilities – Special Transport	119
15. High Capacity Digital DS3 (44.736 Mbps) Facilities DS3 Multiplexer	119
16. Four-Wire Voiceband and Digital Data Service (DDS) Rate Stability Plan (RSP)	119
17. DS1/DS3/FiberConnect Enhanced Access Diversity (EAD)	120
18. DS1 Term Volume Plan (TVP)	120
19. High Capacity Digital E1 (2.048 Mbps) Facilities	123
20. High Voltage Protection	123
21. (Reserved for Future Use)	123
22. DS3 Term Volume Plan	124
H. <u>Miscellaneous Special Access Services</u>	124
1. (Reserved for Future Use)	124
2. (Reserved for Future Use)	124
3. (Reserved for Future Use)	124
4. Telephoto Conditioning	124
5. (Reserved for Future Use)	125
6. Data Transmission Services Service	125
I. <u>Individual Case Basis Rates and Charges</u>	127
J. <u>Special Access Cross Connect for EIS</u>	135

**VII. MISCELLANEOUS SERVICES**

A. <u>(Reserved for Future Use)</u>	1
B. <u>Additional Labor</u>	1
C. <u>Maintenance of Service Charge</u>	8
D. <u>Telecommunications Service Priority (TSP) System</u>	8
E. <u>Balloting and Allocation Process for Equal Access</u>	12
F. <u>Additional Testing</u>	21
G. <u>End User/Agent Lists</u>	25

---

SECTION INDEX (Continued)

H. <u>Billing Name and Address Services</u>	27
I. <u>Denial/Restoral Service</u>	29
J. <u>International Blocking Services</u>	29
K. <u>Service Access Code 900 Blocking</u>	30
L. <u>Selective Class of Call Screening</u>	30
M. <u>Answer Supervision</u>	31
N. <u>Integrated Services Digital Network (ISDN) Line Port</u>	31
O. <u>Service Provider Number Portability</u>	32
P. <u>Payphone Specific Coding Digits</u>	34
Q. <u>DS1 Span Power</u>	35
R. <u>Federal Universal Service Fund Surcharge</u>	35
S. <u>Incidental InterLATA Call Management Signaling Service</u>	36

**VIII. SPECIALIZED FIA OR ARRANGEMENTS**

A. <u>General</u>	1
B. <u>Rates and Charges</u>	1

**IX. ANCILLARY SERVICES**

A. <u>General</u>	1
B. <u>Description of Service</u>	1
C. <u>Regulations</u>	2
1. <i>Undertaking of the Telephone Company</i>	2
2. <i>Obligations of the Customer</i>	3
3. <i>Payment Arrangements</i>	3
D. <u>Rate Regulations</u>	4
E. <u>Rates and Charges</u>	5
F. <u>Preferred Directory Assistance Rates and Effective Dates</u>	5
G. <u>Operator Services</u>	6
1. <i>General Description</i>	6
2. <i>Service Provisioning</i>	7
3. <i>Rate Regulations</i>	7
4. <i>Rates and Charges</i>	8
H. <u>Line Information Data Base (LIDB) Query Service</u>	9

---

SECTION INDEX (Continued)

**X. SPECIAL FACILITIES ROUTING OF FIA**

A. <u>Description of Special Facilities Routing of FIA</u>	1
1. <i>Diversity</i>	1
2. <i>Avoidance</i>	1
3. <i>Cable-Only Facilities</i>	1
B. <u>Rates and Charges</u>	2
1. <i>Diversity</i>	2
2. <i>Avoidance</i>	2
3. <i>Diversity and Avoidance Combined</i>	2
4. <i>Cable-Only Facilities</i>	2

**XI. (RESERVED FOR FUTURE USE)**

**XII. SPECIAL FEDERAL GOVERNMENT FIA**

A. <u>General</u>	1
B. <u>Emergency Conditions</u>	1
C. <u>Intervals to Provide FIA</u>	1
D. <u>(Reserved for Future Use)</u>	1
E. <u>Safeguarding of FIA</u>	1
1. <i>(Reserved for Future Use)</i>	1
2. <i>FIA Availability</i>	2
F. <u>Federal Government Regulations</u>	2
G. <u>(Reserved for Future Use)</u>	2
H. <u>FIA Offerings to the Federal Government</u>	2
1. <i>Type and Description</i>	2
2. <i>Mileage Application</i>	9
3. <i>Rates and Charges</i>	10
I. <u>(Reserved for Future Use)</u>	15

**XIII. CARRIER COMMON LINE SERVICE**

A. <u>General</u>	1
B. <u>Description of Carrier Common Line Access Service</u>	1
C. <u>Obligations of the Customer</u>	1
D. <u>Rate Regulations</u>	2
E. <u>Rates and Charges</u>	12



---

SECTION INDEX (Continued)

**XIV. END USER FIA**

A. <u>General Description</u>	1
B. <u>Limitations</u>	1
C. <u>(Reserved for Future Use)</u>	1
D. <u>Liability</u>	1
E. <u>Provision and Ownership of Telephone Numbers</u>	1
F. <u>(Reserved for Future Use)</u>	1
G. <u>(Reserved for Future Use)</u>	1
H. <u>(Reserved for Future Use)</u>	1
I. <u>Payment Arrangements and Credit Allowances</u>	1
1. <i>Payment of Rates, Charges and Deposits</i>	1
2. <i>Temporary Suspension of Service</i>	2
3. <i>Cancellation of Application</i>	2
4. <i>Changes to ASRs</i>	2
5. <i>Allowance for Interruptions</i>	2
J. <u>Rate Regulations</u>	2
K. <u>Rates and Charges</u>	4

**XV. EXCEPTIONS TO FIA OFFERINGS**

**XVI. COIN SERVICES**

A. <u>General</u>	1
B. <u>Service Description</u>	1
C. <u>Service Provisioning</u>	1
D. <u>Collection and Remittance of Coin Station Monies</u>	2
E. <u>Provision of Message Call Detail Concerning Coin Station Monies</u>	2
F. <u>Payment of Coin Sent – Paid Monies</u>	2
1. <i>Bill Period Coin Revenue</i>	2
2. <i>Total Customer Coin Revenue</i>	3
3. <i>Recourse Adjustments</i>	3
4. <i>Payment of Net Customer Coin Revenue</i>	3
5. <i>Audit Provision</i>	3

---

SECTION INDEX (Continued)

**XVII. ADVANCED COMMUNICATIONS NETWORK**

A. <u>[Untitled]</u>	1
1. <i>General</i>	1
2. <i>Name</i>	1
3. <i>Administrative Changes</i>	1
4. <i>Moves</i>	2
B. <u>(Reserved for Future Use)</u>	3
C. <u>(Reserved for Future Use)</u>	3
D. <u>(Reserved for Future Use)</u>	3
E. <u>TCP/IP Data Aggregation Services</u>	3

**XVIII. EXPANDED INTERCONNECTION SERVICES**

A. <u>Service Description</u>	1
B. <u>Provision of EIS</u>	1
1. <i>General</i>	1
2. <i>Responsibility of the Telephone Company</i>	3
3. <i>Rights of the Telephone Company</i>	4
C. <u>Obligations of the Customer</u>	5
1. <i>Responsibility of the Customer</i>	5
2. <i>Claims and Demands for Damage</i>	6
3. <i>Limitations</i>	6
4. <i>Mechanic's or Materialmen's Liens</i>	7
5. <i>Confidentiality</i>	7
6. <i>Network Outage, Damage and Reporting</i>	7
D. <u>Discontinuance of Service</u>	8
E. <u>Ordering Options for EIS</u>	9
1. <i>Physical EIS at Tariffed Locations</i>	1
2. <i>Virtual EIS Service</i>	10
3. <i>Microwave Services</i>	10
4. <i>Data Over Voice (DOV) Equipment</i>	10
5. <i>Other Technologies</i>	10
6. <i>Augmentations</i>	10
F. <u>EIS Service Request</u>	10
1. <i>Application Form for Physical EIS</i>	11
2. <i>Relocation Within the Same Wire Center or Access Tandem</i>	11
3. <i>Expansion of Existing Space</i>	13

---

SECTION INDEX (Continued)

G. <u>Physical EIS</u>	13
1. <i>Availability of Service</i>	13
2. <i>Existing Suitable Space</i>	13
3. <i>Power, Environmental Conditioning and dc Power</i>	14
4. <i>Customer Terminating Equipment Requirements</i>	15
5. <i>Security Requirements for Customer Access to Telephone Buildings</i>	17
6. <i>Insurance and Liability Requirements</i>	18
7. <i>Shared Physical EIS Arrangements</i>	19
H. <u>Virtual EIS</u>	21
1. <i>Availability of Service</i>	21
2. <i>Obligations of the Customer</i>	21
3. <i>Operation and Maintenance</i>	23
4. <i>Customer Terminating Equipment Requirements</i>	23
I. <u>Rate Regulations</u>	25
1. <i>Types of Rates and Charges</i>	25
2. <i>Minimum Periods</i>	29
3. <i>Optical Facility Terminations</i>	29
J. <u>EIS Exempt Wire Centers and Access Tandems</u>	30
K. <u>EIS Rates and Charges</u>	31
1. <i>Cable Space and Cable Pull – Physical or Virtual</i>	31
2. <i>dc Power – Physical or Virtual</i>	31
L. <u>Physical EIS Rates and Charges</u>	31
1. <i>Engineering Fee</i>	31
2. <i>Overhead Superstructure</i>	31
3. <i>Cage Enclosure</i>	32
4. <i>Partition Space</i>	32
5. <i>BITS Timing Charge</i>	32
6. <i>Cable Material – Per Cable Run</i>	33
7. <i>Minor Augment Fee</i>	33
8. <i>Access Card Charge</i>	33
9. <i>Environmental Conditioning</i>	34
10. <i>Building Modification</i>	34
M. <u>Virtual EIS Rates and Charges</u>	35
N. <u>EIS Individual Case Basis Rates and Charges</u>	37
O. <u>Expanded Interconnection Service Alternatives</u>	37
P. <u>Optical Facility Terminations Rates and Charges</u>	44

---

SECTION INDEX (Continued)

**XIX. INTERCONNECTION BETWEEN COLLOCATED SPACES**

A. <u>Description</u>	1
B. <u>Responsibility of the Customer</u>	1
C. <u>Application of Rates and Changes</u>	2
D. <u>Rate Elements</u>	2
1. <i>DTS Service Order Charge</i>	2
2. <i>DTS Service Connection - Provisioning</i>	2
3. <i>DTS Service Connection – C.O. Wiring</i>	2
E. <u>Rate and Charges</u>	2

**XX. RATE ZONE WIRE CENTERS**

A. <u>General</u>	1
B. <u>Competitive and Non-Competitive Counties</u>	7

**XXI. (RESERVED FOR FUTURE USE)**

**XXII. (RESERVED FOR FUTURE USE)**

**XXIII. OPERATING TERRITORIES OF THE ZIPLY FIBER COMPANIES**

A. <u>General</u>	1
B. <u>Operating Territory of ZiPLY Fiber Companies</u>	2
C. <u>(Reserved for Future Use)</u>	4
D. <u>(Reserved for Future Use)</u>	4
E. <u>(Reserved for Future Use)</u>	4

**XXIV. DISCOUNT PLANS (Reserved for Future Use)**

---

SECTION INDEX (Continued)

**XXV.        TARIFFED SERVICE COMPONENTS**

A. <u>General</u>	1
B. <u>Deployment Availability</u>	1
C. <u>Connection to Other Service</u>	1
D. <u>Responsibility of the Customer</u>	2
E. <u>Conversions</u>	2
F. <u>Applications of Rates</u>	2
G. <u>Term Plans</u>	2
H. <u>Expiration of Commitment Period</u>	3
I. <u>Termination Liability</u>	3
J. <u>Minimum Period</u>	4
K. <u>Rates and Charges</u>	4

---

**REFERENCE TO OTHER TARIFFS**

Whenever reference is made in this tariff to other tariffs, the reference is to the tariffs in force as of the effective date of this tariff, and to amendments thereto and successive issues thereof.

The following tariff is referenced in this tariff and may be obtained from the National Exchange Carrier Association, 80 South Jefferson Road, Whippany, NJ 07981-1009 or in electronic format on the Internet at [www.neca.org](http://www.neca.org).

National Exchange Carrier Association, Inc.  
Tariff F.C.C. No. 4

**REFERENCE TO OTHER PUBLICATIONS**

The following technical publications are referenced in this tariff and may be obtained from the National Exchange Carrier Association, Inc., 80 South Jefferson Road, Whippany, NJ 07981-1009 or in electronic format on the Internet at [www.neca.org](http://www.neca.org).

PUB AS No. 1, ISSUE II Access Service  
Issued: May 1984

PUB AS No. 1, ISSUE II Access Service Addendum  
Issued: March 1987

The following technical publications are referenced in this tariff and may be obtained from Testmark Labs, 3050 Harrodsburg Rd., Lexington, Kentucky 40503.

GTE Technical Interface Reference Manual, Issue 2; Sections 3300, 6000, 6103, and 7000  
Issued: August 1984, Revised December 1985, August 1986, and October 1988

GTE Telephone Companies - Traffic Grade of Service Standards  
Issued: April 1985; entire issue

The following technical publications are referenced in this tariff and may be obtained from the Alliance for Telecommunications Industry Solutions (ATIS), 1200 G Street NW, Suite 500, Washington, DC 20005, or on the Internet at [www.atis.org](http://www.atis.org).

Multiple Exchange Carrier Access Billing (MECAB) Guidelines, ATIS/OBF – MECAB 009, Issue 9  
Issued: January 2007

Multiple Exchange Carrier Ordering and Design (MECOD) Guidelines, ATIS – 0404120-0007, Issue 7  
Issued: April 2009

The following technical publications are referenced in this tariff and may be obtained from Telcordia Technologies Inc., Customer Service, One Telcordia Drive, RRC 1B-180, Piscataway, NJ 08854-4156, 866-672-6997, or on the Internet at [www.telcordia.com](http://www.telcordia.com).

GR-63-CORE, Issue 3  
Issued: March 2006

GR-253-CORE, Issue 4  
Issued: December 2005

GR-320-CORE, Issue 1  
Issued: August 2003

GR-487-CORE, Issue 3  
Issued: April 2009

GR-499-CORE, Issue 3  
Issued: September 2004

GR-905-CORE, Issue 11  
Issued: December 2008

GR-1089-CORE, Issue 4  
Issued: June 2006

GR-1149-CORE, Issue 7  
Issued: December 2008

GR-1312-CORE, Issue 3  
Issued: April 1999

GR-1374-CORE, Issue 1  
Issued: December 1994

GR-1400-CORE, Issue 3  
Issued: July 2006

GR-2918-CORE, Issue 6  
Issued: January 2003

GR-2979-CORE, Issue 5  
Issued: March 2005

Network Equipment Building System (NEBS), SR-3580, Issue 3  
Issued: June 2007

SR-TAP-000191, Issue 2  
Issued: December 1989

---

The following technical publications are referenced in this tariff and may be obtained from American National Standards Institute (ANSI), 25 West 43rd Street, 4th Floor, New York, NY 10036 or on the Internet at [www.ansi.org](http://www.ansi.org).

ANSI T1.102 - 1993 (R2005) Digital Hierarchy Electrical Interfaces Issued: 2005

ANSI T1.105.01 – 2000 (R2005) Synchronous Optical Network (SONET) - Basic Description Including Multiplex Structure, Rates and Formats Issued: 2005

ANSI T1.107 – 2002 (R2006) Digital Hierarchy - Format Specifications Issued: 2006

ANSI INCITS 148-1998 (R2004) Information Systems - Fiber Distributed Data Interface (FDDI) - Token Ring  
Physical Layer Protocol (PHY) Issued: 2004

ANSI INCITS 166-1989 (R2005) Information Systems - Fiber Data Distributed Interface (FDDI) - Token Ring  
Physical Layer Medium Dependent (PMD) Issued: 2005

ANSI INCITS 296-1997 (R2007) Information Technology – Single-Byte Command Code Sets  
Connection (SBCON) Architecture Issued: 2007

ANSI INCITS 303 – 1998 (R2003) Third Generation Fiber Channel Physical and Signaling  
Interface-3 (FC-PH-3) Issued: 2003

The following technical publications are referenced in this tariff and may be obtained from the Institute of Electrical and Electronics Engineers, Inc., IEEE Standards Association, 445 Hoes Lane, PO Box 1331, Piscataway, NJ, 08855-1331, or on the Internet at [www.ieee.org](http://www.ieee.org).

IEEE 802.3-2005/Cor2/D2.0-2007 Telecommunications and information exchange between systems-  
Local and Metropolitan Area Networks-Specific Requirements-Part 3  
Issued: August 2007

IEEE 802.3u-1995 Supplement to Standard for Information Technology-Local and Metropolitan Area  
Networks, Part 3  
Issued: October 1995

IEEE 802.3z-1998 Supplement to Standard for Information Technology-Local and Metropolitan Area  
Networks, Part 3  
Issued: 1998

IEEE 802.3ae-2002 Supplement to Standard for Information Technology-Local and Metropolitan Area  
Networks, Part 3  
Issued: August 2002



---

The following technical publications are referenced in this tariff and may be obtained from the Internet Engineering Task Force (IETF) at IETF Secretariat, c/o Association Management Solutions, LLC (AMS), 48377 Fremont Blvd., Suite 117, Fremont, California 94538, or on the Internet at [www.ietf.org](http://www.ietf.org).

STD 0001, Internet Official Protocol Standards, J. Postel, Editor

Issued: May 2008

RFC 2138, Remote Authentication Dial-In User Service (RADIUS), C. Rigney, A. Rubens, W. Simpson, S. Willens

Issued: April 1997

The following publications are referenced in this tariff and may be obtained from the Government Printing Office, Superintendent of Documents, Document Control Branch, 941 N. Capitol St., N.E., Washington, D.C. 20401.

Telecommunications Service Priority (TSP) System for National Security Emergency Preparedness (NSEP) Service Vendor Handbook, National Communications System (NCS) H 3-1-2

Issued: December 2000

Telecommunication Service Priority (TSP) System for National Security Emergency Preparedness (NSEP) Service User Manual, National Communications System (NCS) M 3-1-1

Issued: May 2000

The following technical publication is referenced in this tariff and may be obtained from the Society of Motion Picture and Television Engineers (SMPTE), 3 Barker Avenue, 5th Floor, White Plains, NY 10601, (914) 761-1100, or on the Internet at [www.smpte.org](http://www.smpte.org).

SMPTE 0259M-2008

Issued: 2008

The following publications referenced in this tariff may be obtained from IBM North America, 590 Madison Avenue, New York, NY 10022; 1-800-426-4968 or on the Internet at [www.ibm.com/us](http://www.ibm.com/us). Note: ESCON® is a registered trademark of the International Business Machines (IBM) Corporation.

Enterprise Systems Architecture/390 ESCON I/O Interface, Physical Layer (Seventh Edition)

SA23-0394-06 Issued: July 2008

Coupling Facility Channel Physical Layer (Sixth Edition)

SA23-0395-05 Issued: July 2008

S/390 Time Management and IBM 9037 Sysplex Timer

SG24-2070-00 Issued: May 1999

Planning Fiber Optic Channel Links (Thirteenth Edition)

GA23-0367-12 Issued: July 2009

OS/390 Parallel Sysplex Configuration Volume 2: Cookbook

SG24-5638-00 Issued: August 2000

The following technical publications are referenced in this tariff and may be obtained from International Telecommunications Union (ITU), Place des Nations, CH-1211, Geneva 20, Switzerland or on the Internet at [www.itu.int.net](http://www.itu.int.net).

Optical Interfaces for Multichannel Systems with Optical Amplifiers, ITU-T G.692  
Issued: October 1998, Amendment 1 January 2005

Optical Transport Network Physical Layer Interfaces, ITU-T G.959.1  
Issued: December 2003

The following technical publication is referenced in this tariff and may be obtained from Ziply Fiber Carrier Services, 180 South Clinton Avenue, Rochester, NY 14646.

Technical Memorandum for Incidental InterLATA Call Management Signaling Service associated with the Verizon FCC Short Term Notice of Network Change  
Issued: March 2007

The following technical publication is referenced in this tariff and may be obtained from Telcordia Routing Administration, 8 Corporate Place PYA 3N-141, Piscataway, NJ 08854-4156, 1(866) 672-4156.

The Local Exchange Routing Guide (LERG)  
Issued: August 1, 2009, and as issued from time to time

The following publication is referenced in this tariff and may be obtained from the COMM 2000, 1414 Brook Drive, Downers Grove, IL 60515 (888)-UL33503 or on the Internet at [www.comm-2000.com](http://www.comm-2000.com).

UL 94, Edition 5 Issued: October 1996

The following technical publication is referenced in this tariff and may be obtained from the Telecommunications Industry Association, 2500 Wilson Blvd., Suite 300, Arlington, VA 22201.

Electrical Performance for Television Transmission Systems (EIA/TIA-250-C)  
Issued: February 1990

---

TRANSMITTAL NO. 7

ISSUED: AUGUST 3, 2021  
ISSUED BY ZIPLY FIBER TELEPHONE COMPANIES  
BY JESSICA EPLEY, REGULATORY & EXTERNAL AFFAIRS DIRECTOR

EFFECTIVE: AUGUST 18, 2021

**CONCURRING CARRIERS**

No Concurring Carriers

**CONNECTING CARRIERS**

No Connecting Carriers

**OTHER PARTICIPATING CARRIERS**

All Exchange Telephone Companies that have Access Tariffs on file under Part 69 of the Federal Communications Rules and Regulations with which Ziply Fiber Companies jointly provide Switched and Special Access Service.

**REGISTERED SERVICE MARKS**

None

**REGISTERED TRADEMARKS**

None

---

**EXPLANATION OF SYMBOLS**

Whenever tariff sheets are filed, changes will be identified by the following symbols:

- (C) To signify changed listing, condition, rule or regulation
- (D) To signify discontinued material
- (I) To signify increase
- (M) To signify material transferred from one sheet to another sheet of the same or a different schedule with no change in text, rate, condition, rule or regulation
- (N) To signify new material
- (R) To signify reduction
- (S) to signify reissued matter
- (T) To signify change in text but no change in rate, condition, rule or regulation
- (Z) To signify a correction

---

**EXPLANATION OF ABBREVIATIONS**

ac – Alternating current  
ACNA – Access Customer Name Abbreviation  
AML – Actual Measured Loss  
ANI – Automatic Number Identification  
ANSI – American National Standard Institute  
AP – Program Audio  
ARC – Access Recovery Charge  
AT&T-C – AT&T Communications  
ATSC – Advanced Television Systems Committee  
BAN – Billing Account Number  
BHMC - Busy Hour Minutes of Capacity  
BP - Billing Percentage  
BSA - Basic Serving Arrangement  
BSE - Basic Service Element  
CAC - Carrier Access Code  
CCS - Centum Call-Seconds  
CCSA - Common Control Switching Arrangement(s)  
CDL - Customer Designated Location  
CDM - Call Days in Month  
CFA – Connecting Facility Assignment  
CIC - Carrier Identification Code  
CIP - Carrier Identification Parameter  
CLO – Control Link Oscillator  
CMF – Chargeable Minimum Factor  
CNM – Customer Network Management Optional Feature  
COMPS - Central Office Maintenance Planning System  
Cont'd – Continued  
CSM – Customer Service Management Optional Feature  
CST – Cooperative Scheduled Testing  
CSU - Circuit Switching Unit  
C-TISC - Conversion Time-In-Service Credit  
DA - Digital Data Access  
DAM - Distance in Airline Miles  
dB – Decibel  
dBm - Decibels below one milliwatt  
dBmO – Transmission Level Referred to the Zero Transmission Level Point  
dBrnC0 - Decibel Reference Noise C-Message Weighted O  
dBv - Decibels Referred to One Volt  
dc - direct current  
DDS - Digital Data Service  
DTM – Direct TL1 Monitoring Optional Feature  
DTMF - Dual Tone Multifrequency  
DX – Duplex  
DWDM – Dense Wave Division Multiplexing  
ECCKT - Exchange Carrier Circuit ID  
ELEPL - Equal Level Echo Path Loss  
E&M - The Receive and Transmit Leads of a Signaling System  
EML - Expected Measured Loss  
EPL - Echo Path Loss  
ERL - Echo Return Loss

---

**EXPLANATION OF ABBREVIATIONS (Continued)**

ESCON – Enterprise Systems CONnection  
f - frequency  
FCC - Federal Communications Commission  
FCO - Foreign Central Office Service  
FIA - Facilities for Interstate Access  
FICON – Fiber CONnection  
FNPA - Foreign Numbering Plan Area  
GTOC - Operating Telephone Companies of GTE Corporation  
GSEC - General Services and Equipment Code  
HC - High Capacity  
HNP A - Home Numbering Plan Area  
Hz - Hertz  
IA - Interface Arrangement  
IC - Interexchange Carrier  
ICB - Individual Case Basis  
IDDD - International Direct Distance Dialing  
ILP - Initial Liability Period  
DSOTS – Dedicated Sonet Optical Transport Service  
IP - Interconnection Point  
ISC – InterSystem Channel  
kbps - kilobits per second  
kHz - kilohertz  
LATA - Local Access and Transport Area  
LEC - Local Exchange Carrier  
Ma - Milliampere  
Mbps - Megabits per second  
MHz - Megahertz  
MJU - Multi-Junction Unit  
MRC - Monthly Recurring Charge  
MST - Manual Scheduled Testing  
MTL - Maximum Termination Liability  
NA - Not Available  
NANP - North American Numbering Plan  
NECA - National Exchange Carrier Association  
N-MSA – Non Qualifying Metropolitan Statistical Area  
NMM – Network Management Methods  
NG-ADM – Next Generation Add/Drop Multiplexing  
NPA - Numbering Plan Area  
NRC - Nonrecurring Charge  
NST - Nonscheduled Testing  
NXX - Three Digit Central Office Code  
OC-n - Optical Carrier Rate  
OPS - Off-Premises Station  
PBX - Private Branch Exchange  
PCM - Pulse Code Modulation  
PON - Purchase Order Number  
POT - Point of Termination  
RMC - Recurring Monthly Charge  
rms - root-mean-square  
RPON – Related Purchase Order Number

---

**EXPLANATION OF ABBREVIATIONS (Continued)**

SAL - Special Access Line  
SASG – Special Access Service Guarantee  
SCFA - Secondary Connecting Facility Assignment  
SED - Service Establishment Date  
SF - Single Frequency  
SLA – Service Level Agreement  
SONET - Synchronous Optical Network  
SPNP – Service Provider Number Portability  
SRL - Singing Return Loss  
STR - Switched Transport Rate  
STS1 – Synchronous Transport Signal 1  
STS1-nV – Synchronous Transport Signal 1 with Virtual Concatenation  
TDCF - Total Day Conversion Factor  
TISC - Time-In-Service Credit  
TLP - Transmission Level Point  
TV - Television  
TVP - Term Volume Plan  
UL - Under Utilization Liability  
VG - Voice Grade  
V&H - Vertical & Horizontal  
WA - Wideband Analog  
WATS - Wide Area Telecommunications Service

---

**EXPLANATION OF ABBREVIATIONS (Continued)**  
**STATE ABBREVIATIONS**

AL	Alabama	MT	Montana
AK	Alaska	NE	Nebraska
AR	Arkansas	NC	North Carolina
AZ	Arizona	ND	North Dakota
CA	California	NH	New Hampshire
CO	Colorado	NJ	New Jersey
CT	Connecticut	NM	New Mexico
DE	Delaware	NV	Nevada
FL	Florida	NY	New York
GA	Georgia	OH	Ohio
HI	Hawaii	OK	Oklahoma
IA	Iowa	OR	Oregon
ID	Idaho	PA	Pennsylvania
IL	Illinois	RI	Rhode Island
IN	Indiana	SC	South Carolina
KS	Kansas	SD	South Dakota
KY	Kentucky	TN	Tennessee
LA	Louisiana	TX	Texas
MA	Massachusetts	UT	Utah
MD	Maryland	VA	Virginia
ME	Maine	VT	Vermont
MI	Michigan	WA	Washington
MN	Minnesota	WI	Wisconsin
MO	Missouri	WV	West Virginia
MS	Mississippi	WY	Wyoming



## **II. APPLICATION OF TARIFF**

<p>A. This tariff contains regulations, rates and charges applicable to Carrier Common Line, Switched Access, Special Access, End User Access, Lifeline Assistance, Universal Service Fund, Expanded Interconnection Service, Advanced Communications Networks, Ethernet Private Line Access Service or, in combination, as Facilities for Interstate Access, hereinafter referred to as FIA, provided by the issuing carriers of this tariff, hereinafter referred to as the Telephone Company to customers. This tariff further provides for Ancillary and Miscellaneous Services. This tariff does not apply to other services offered by the Telephone Company.</p>	
<p>B. Regulations, rates and charges as specified in this tariff apply to FIA and shall not serve as a substitute for IC tariff offerings of services to end users. The provision of such FIA by the Telephone Company as set forth in this tariff does not constitute a joint undertaking with an IC for the furnishing of any service.</p>	
<p>C. References in this tariff to a Special Construction Tariff refers to the following tariff as effective in its respective territories:</p> <p>TARIFF F.C.C. No. 4 for Ziply Fiber Telephone Companies</p>	

### III. GENERAL REGULATIONS

<b>A. <u>Undertaking of the Telephone Company</u></b>	
<b>1. <i>Scope</i></b>	
a. The Telephone Company does not undertake to transmit calls or offer a telecommunications service under this tariff.	
b. The Telephone Company shall be responsible only for the installation, operation, and maintenance of the services which it provides.	
c. The Telephone Company will, for maintenance purposes, test its FIA only to the extent necessary to detect and/or clear troubles. Testing beyond normal parameters will be done as described in Section VII..	
d. FIA are provided twenty-four (24) hours daily, seven (7) days per week.	
<b>2. <i>Limitations</i></b>	
a. The customer may not assign or transfer the use of FIA provided under this tariff except that, where there is no interruption of use or relocation of the FIA, such assignment or transfer may be made to:	
- another customer, whether an individual, partnership, association or corporation, provided the assignee or transferee assumes all outstanding indebtedness for such FIA, and the unexpired portion of the minimum period and the termination liability applicable to such FIA, if any; or	
- a court appointed receiver, trustee or other person acting pursuant to law in bankruptcy, receivership, reorganization, insolvency, liquidation or other similar proceedings, provided the assignee or transferee assumes the unexpired portion of the minimum period and the termination liability applicable to such FIA, if any.	
In all cases of assignment or transfer, the written acknowledgment of the Telephone Company is required prior to such assignment or transfer which acknowledgment shall be made within fifteen (15) days from the receipt of notification. All regulations and conditions contained in this tariff shall apply to such assignee or transferee.	
The assignment or transfer of FIA does not relieve or discharge the assignor or transferor from remaining jointly or severally liable with the assignee or transferee for any obligations existing at the time of the assignment or transfer.	
b. The emergency provisioning and restoration of FIA shall be in accordance with Part 64, Subpart D, Paragraph 64.401, of the FCC's Rules and Regulations, which specifies the priority system for such activities. Section VII.D. describes the service arrangement.	
c. The Telephone Company does not warrant that its facilities and services meet standards other than those in this tariff.	

### III. GENERAL REGULATIONS (Continued)

<p>3. <i>Liability</i></p> <p>a. The Telephone Company's liability, if any, for willful misconduct is not limited by this tariff. With respect to any other claim or suit by a customer for damages associated with the installation, provision, termination, maintenance, repair or restoration of FIA, and subject to the provisions of <i>b.</i> and <i>c.</i>, the Telephone Company's liability, if any, shall not exceed an amount equal to the proportionate charge for the FIA for the period during which the provision of FIA was affected. This liability for damages shall be in addition to any amounts that may otherwise be due the customer under this tariff as a credit allowance for a provision of FIA interruption.</p>	
<p>b. The Telephone Company shall not be liable for any act or omission of any other carrier or customer providing a portion of a service, nor shall the Telephone Company, for its own act or omission, hold liable any other carrier or customer providing a portion of a service.</p>	
<p>c. The Telephone Company shall be indemnified, defended and held harmless by the customer against any claim, loss or damage arising from the use of FIA offered under this tariff. The foregoing indemnity shall issue on the customer separately, each being responsible for its own acts and omissions, involving:</p> <ul style="list-style-type: none"><li>- Claims for libel, slander, invasion of privacy, or infringement of copyright arising from any communications;</li></ul>	
<ul style="list-style-type: none"><li>- Claims for patent infringement arising from combining or using the FIA furnished by the Telephone Company in connection with facilities or equipment furnished by the customer; or</li></ul>	
<ul style="list-style-type: none"><li>- All other claims arising out of any act or omission of the customer in the course of using FIA provided pursuant to this tariff.</li></ul>	
<p>d. The Telephone Company does not guarantee or make any warranty with respect to its FIA when used in an explosive atmosphere. The Telephone Company shall be indemnified, defended and held harmless by the customer from any and all claims by any person relating to the FIA so provided. The foregoing indemnity shall issue on the customer separately, each being responsible for its own acts and omissions.</p>	
<p>e. Except in the case of willful misconduct, under no circumstances whatever shall the Telephone Company be liable for indirect, incidental, special or consequential damages; and this disclaimer shall be effective notwithstanding any other provisions hereof.</p>	
<p>f. No license under patents is granted by the Telephone Company to the customer or shall be implied or arise by estoppel in the customer's favor with respect to any circuit, apparatus, system or method used by the customer in connection with FIA provided under this tariff. With respect to claims of patent infringement made by third persons, the Telephone Company will defend, indemnify, protect and save harmless the customer from and against all claims arising out of the use by the customer of FIA provided under this tariff.</p>	

### III. GENERAL REGULATIONS (Continued)

g. The Telephone Company's failure to provide or maintain FIA under this tariff shall be excused by labor difficulties, governmental orders, civil commotions, acts of God and other circumstances beyond the Telephone Company's reasonable control, subject to the interruption allowance provisions.	
h. The Telephone Company shall reimburse the customer for damages to premises or equipment of the customer resulting from the provision of FIA by the Telephone Company on such premises, or by the installation or removal thereof, caused by the negligence or willful act of the Telephone Company.	
<b>4. Provision of FIA</b>  a. The Telephone Company, to the extent that such FIA are or can be made available with reasonable effort, and after provisions have been made for the Telephone Company's local service, will provide to the customer, upon reasonable notice, FIA offered in other applicable sections of this tariff at rates and charges specified therein.	
b. FIA provided to a customer under this tariff may be connected directly to customer facilities and/or may be connected to access facilities of another telephone company or companies in the joint provision of interstate access.	
<b>5. Installation and Termination of FIA</b>  Except as provided for Expanded Interconnection Service specified in Section XVIII., the FIA provided under this tariff 1.) will include any entrance cable or drop wiring and wire or intrabuilding cable to that point where provision is made for termination of the Telephone Company's outside distribution network facilities at a suitable location inside a customer designated location, and 2.) will be installed by the Telephone Company to such point of termination.	
<b>6. Maintenance of FIA</b>  a. The FIA provided under this tariff shall be maintained by the Telephone Company. The customer or others may not rearrange, move, disconnect, remove or attempt to repair any FIA provided by the Telephone Company, other than by connection or disconnection to any interface means used, except with the written consent of the Telephone Company.	
b. Customer provided transmission facilities and equipment terminating in the Telephone Company wire center, access tandem, manhole or similar location for purposes of virtual Expanded Interconnection Service (EIS), as set forth in Section XVIII., will be maintained by the Telephone Company. Customer provided transmission facilities and equipment terminating in the Telephone Company wire center or access tandem for purposes of physical EIS will not be maintained by the Telephone Company.	

### III. GENERAL REGULATIONS (Continued)

<p><b>7. <i>Changes and Substitutions</i></b></p> <p>Except as provided for equipment and systems subject to Part 68 of the FCC Rules and Regulations in 47 C.F.R. Paragraph 68.110 (b), the Telephone Company may, where such action is reasonably required in the operation of its business, substitute, change, or rearrange any telephone plant used in providing FIA under this tariff, change minimum network protection criteria, change operating or maintenance characteristics of facilities, or change operations or procedures of the Telephone Company. In case of any such substitution, change or rearrangement, the facility parameters will be within generally accepted standards. The Telephone Company shall not be responsible if any such substitution, change or rearrangement renders any customer furnished services obsolete or requires modification or alteration thereof or otherwise affects their use or performance. If such substitution, change, or rearrangement materially affects the operating characteristics or technical parameters of the FIA, as originally ordered by the customer, the Telephone Company will notify the customer in writing prior to making such substitution, change or rearrangement. Notification will be given as follows:</p> <ul style="list-style-type: none"><li>- Should a major change occur, the Telephone Company shall notify the customer at least one (1) year in advance. A major change is described as any change in telephone plant which will affect the technical parameters of the interface (e.g., level, impedance, signaling, interface, bandwidth, two-wire, four-wire, etc.).</li></ul>	
<ul style="list-style-type: none"><li>- Should a minor change occur, the Telephone Company shall notify the customer at least thirty (30) days in advance. A minor change is described as any change in telephone plant which will not affect the technical parameters of the interface (e.g., level, impedance, signaling, interface, bandwidth, two-wire, four-wire, etc.).</li></ul>	
<p>The Telephone Company will work cooperatively with the customer relative to the redesign and implementation required by the change in operating characteristics.</p>	
<p><b>8. <i>Discontinuance and Refusal of FIA</i></b></p> <p>a. Unless the provisions of <i>III.B.1.b.</i> or <i>III.E.1.</i> apply, if the customer fails to comply with the provisions of <i>III.A.F.</i>, <i>III.C.1.</i>, and <i>III.D.1.d.</i>, or if applicable, <i>III.E.3.</i>, <i>III.E.4.</i>, <i>XVIII.C.4.</i> and <i>XVIII.G.6.d.</i> including any payments to be made by it on the dates or at the times herein specified, and fails within thirty (30) days after written notice, by certified mail, from the Telephone Company to a person designated by the customer to correct such noncompliance, the Telephone Company may discontinue the provision of the FIA to the noncomplying customer. In case of such discontinuance, all applicable charges shall become due.</p>	
<p>b. If the customer repeatedly fails to comply with the provisions of this tariff in connection with the provision of a FIA or group of FIA, and fails to correct such course of action after notice as in <i>a.</i>, the Telephone Company may refuse applications for additional FIA to the noncomplying customer until the course of action is corrected.</p>	

### III. GENERAL REGULATIONS (Continued)

<p>c. In addition to and not in limitation of the provisions of <i>III.A.8.a.</i> and <i>III.A.8.b.</i>, unless the provisions of <i>III.B.1.b.</i> or <i>III.E.1.</i> following apply, if a customer fails to comply with <i>III.D.1.a.</i> or <i>III.D.1.d.</i> following, including any bill payments to be made by it on the dates and times herein specified, the Telephone Company may take the actions specified in sections <i>III.A.8.a.</i> and <i>III.A.8.b.</i> with regard to services provided hereunder to that customer on fifteen (15) calendar days written notice, such notice period to start the day after the notice is sent by Overnight Delivery, if the customer has not complied with respect to amounts due in a subject bill and either:</p> <p>(1) the Telephone Company has sent the subject bill to the customer within seven (7) business days from the bill date: or</p>	
<p>(2) the Telephone Company has sent the subject bill to the customer more than thirty (30) calendar days before the notice under this section is given.</p>	
<p>In all other cases, the Telephone Company will give thirty (30) calendar days written notice pursuant to <i>III.A.8.a.</i> or <i>III.A.8.b.</i>. The Telephone Company will maintain records sufficient to validate the date upon which a bill was sent to a customer. Action will not be taken as specified in <i>III.A.8.a.</i> or <i>III.A.8.b.</i> with regard to the subject bill if the customer cures the noncompliance prior to the expiration of the fifteen (15) or thirty (30) days' notice period, as applicable.</p>	
<p>d. If the Telephone Company provided notice pursuant to <i>III.A.8.a.</i>, <i>b.</i>, or <i>c.</i> preceding, does not refuse additional applications for FIA service or discontinue the provision of the FIA services on the date specified, and the customer's noncompliance continues, nothing contained herein shall preclude the Telephone Company's right to refuse additional applications for FIA service or to discontinue the provision of the FIA services, including the provision of Physical or Virtual Expanded Interconnection services.</p>	
<p>e. If notice is given by Overnight Delivery under this section, it shall be performed by a reputable overnight delivery service such as, or comparable to, the U.S. Postal Service Express Mail, United Parcel Service, or Federal Express.</p>	
<p>f. The provisions of <i>III.A.8.a.</i>, <i>b.</i>, or <i>c.</i> shall not apply to charges that customer does not pay based on submission of a good faith dispute pursuant <i>III.D.1.d.(2)</i>.</p>	
<p><b>9. Preemption of FIA</b></p> <p>In certain instances, i.e., when spare facilities and/or equipment are not available, it may be necessary to preempt existing services to provision or restore National Security Emergency Preparedness (NSEP) Services. If, in its best judgment, the Telephone Company deems it necessary to preempt, then the Telephone Company will ensure that:</p> <p>a. A sufficient number of public switched services are available for public use if preemption of such services is necessary to provision or restore NSEP Service.</p>	
<p>b. The service(s) preempted have a lower or do not contain NSEP assigned priority levels.</p>	

### III. GENERAL REGULATIONS (Continued)

c. A reasonable effort is made to notify the preempted service customer of the action to be taken.	
d. A credit allowance for any preempted service shall be made in accordance with the provisions in Section <i>III.H.1.a.</i> .	
<b>10. <i>Limitation of Use of Metallic Facilities</i></b>  Except for loop and duplex (DX) type signaling, metallic facilities shall not be used for ground return or split pair operation. Signals applied to the metallic facility shall conform to minimum protection criteria for direct electrical connections as in Part 68 of the FCC Rules and Regulations. In the case of applications of dc telegraph signaling systems, the customer shall be responsible, at its expense, for the provision of current limitation devices to protect the Telephone Company FIA from excessive current due to abnormal conditions and for the provision of noise mitigation networks when required to reduce excess noise.	
Interoffice metallic facilities are limited and requests for metallic facilities will only be provided where available. DC (Metallic) and telegraph-grade facilities and services will be discontinued effective November 3, 1991. Interoffice metallic facilities (wire pairs) are in diminishing supply, and can be expected to become less available as optical fiber is deployed and wire cables are removed.	
<b>B. <u>Use</u></b>  <b>1. <i>Interference or Impairment</i></b>  a. The characteristics and methods of operation of any circuits, facilities or equipment provided by other than the Telephone Company, including customer transmission equipment and facilities used with EIS, and associated with the FIA provided under this tariff shall not interfere with or impair service over any facilities of the Telephone Company, its connecting and concurring carriers, or other telephone companies involved in its services, cause damage to their plant, impair the privacy of any communications carried over their facilities or create hazards to their employees or to the public.	
b. Except as provided for equipment or systems subject to Part 68 of the FCC Rules and Regulations in 47 C.F.R. Paragraph 68.108, if such characteristics or methods of operation are not in accordance with <i>a.</i> , the Telephone Company will, where practicable, notify the customer, as appropriate, that temporary discontinuance of the use of FIA may be required; however, where prior notice is not practicable, nothing contained herein shall be deemed to preclude the Telephone Company's right to temporarily discontinue forthwith the use of FIA if such action is reasonable in the circumstances. In case of such temporary discontinuance the customer will be promptly notified and afforded the opportunity to correct the condition which gave rise to the temporary discontinuance. During such period of temporary discontinuance, credits as set forth in Section <i>III.H.</i> following, are not applicable.	

### III. GENERAL REGULATIONS (Continued)

<p><b>2. <i>Unlawful Use of FIA</i></b></p> <p>The FIA are furnished subject to the condition that they will not be used for an unlawful purpose. FIA will be discontinued if any law enforcement agency, acting within its apparent jurisdiction, advises in writing that such FIA are being used in violation of law. The Telephone Company will refuse to furnish FIA when it has reasonable grounds to believe that such FIA will be used in violation of law.</p>	
<p><b>3. <i>Commingling</i></b></p> <p>Except as provided in Section 51.318 of the Federal Communications Commission's rules, telecommunications carriers who obtain unbundled network elements or combinations of unbundled network elements pursuant to a Statement of Generally Available Terms, under Section 252 of the Act, or pursuant to an interconnection agreement with the Telephone Company, may connect, combine, or otherwise attach such unbundled network elements or combinations of unbundled network elements to access services purchased under this tariff except to the extent such agreement 1.) expressly prohibits such commingling; or 2.) does not address commingling and the requesting carrier has not negotiated an interconnection agreement (or amendment) expressly permitting such commingling. The rates, terms and conditions of this tariff will apply to the access services that are commingled. Unbundled network elements or combinations of unbundled network elements that are commingled with access services do not constitute a shared use arrangement as set forth in this tariff, and are therefore not eligible for adjustment of charges under such provisions.</p>	
<p><b>C. <u>Obligation of the Customer</u></b></p>	
<p><b>1. <i>Damages</i></b></p> <p>The customer shall reimburse the Telephone Company for damages to the Telephone Company facilities utilized to provide FIA under this tariff caused by:</p> <ul style="list-style-type: none"><li>- the negligence or willful act of the customer, or</li></ul>	
<ul style="list-style-type: none"><li>- resulting from the customer's improper use of the Telephone Company facilities, or</li></ul>	
<ul style="list-style-type: none"><li>- due to malfunction of any facilities or equipment provided by other than the Telephone Company.</li></ul>	
<p>Nothing in the foregoing provision shall be interpreted to hold one customer liable for another customer's actions. The Telephone Company will, upon reimbursement for damages, cooperate with the customer in prosecuting a claim against the person causing such damage and the customer shall be subrogated to the right of recovery by the Telephone Company for the damages to the extent of such payment. The amount of reimbursement shall be the actual cost of repair to the damaged facilities including labor costs as specified in <i>VII.B.7.</i></p>	



### III. GENERAL REGULATIONS (Continued)

<p><b>2. Theft</b></p> <p>The customer shall reimburse the Telephone Company for any loss through theft of facilities, apparatus, or equipment utilized to provide FIA under this tariff at the customer designated location or at the end user's premises. The amount of reimbursement shall be the actual cost for replacement of facilities, apparatus, or equipment lost, plus labor costs as specified in <i>VII.B.7.</i></p>	
<p><b>3. Equipment Space and Power</b></p> <p>Except as specified in <i>III.C.4.</i>, the customer shall furnish or arrange to have furnished to the Telephone Company at no charge, equipment space and electrical power required by the Telephone Company to provide FIA under this tariff at the points of termination of such FIA. The equipment space provided shall meet industry standard environmental conditions. The selection of ac or dc power shall be mutually agreed to by the customer and the Telephone Company. The customer shall also make necessary arrangements in order that the Telephone Company will have access to such spaces at reasonable times for installing, repairing or removing facilities of the Telephone Company.</p>	
<p><b>4. Space and Power for Expanded Interconnection Service</b></p> <p>Where available, the Telephone Company shall make available wire center or access tandem floor space and electrical power required by the customer for the provision of Expanded Interconnection Service at charges set forth in Section <i>XVIII.</i></p>	
<p><b>5. Availability for Testing</b></p> <p>The FIA provided under this tariff shall be available to the Telephone Company at times mutually agreed upon in order to permit the Telephone Company to make tests and adjustments appropriate for maintaining the FIA in satisfactory operating condition. Such tests and adjustments shall be completed within a reasonable time. No credit will be allowed for any interruptions involved during such tests and adjustments.</p>	
<p><b>6. Balance</b></p> <p>All signals for transmission over the FIA provided under this tariff shall be delivered by the customer balanced to ground except for ground start and duplex (DX), McCulloh-loop (alarm system) type signaling, and dc telegraph transmission at speeds of 75 baud or less.</p>	
<p><b>7. Design of Customer Services</b></p> <p>Subject to the provisions of <i>III.A.7.</i>, the customer shall be solely responsible at its expense for the overall design of its services. The customer shall be responsible at its own expense, for any redesigning or rearrangement of its services which may be required because of changes in FIA, operations or procedures of the Telephone Company, minimum network protection criteria or operating or maintenance characteristics of the FIA.</p>	

### III. GENERAL REGULATIONS (Continued)

<p><b>8. <i>References to Telephone Company</i></b></p> <p>The customer may advise its end users that certain FIA are provided by the Telephone Company in connection with the service the customer furnishes to its end user; however, the customer shall not represent that the Telephone Company jointly participates in the customer's services.</p>	
<p><b>9. <i>Claims and Demands for Damages</i></b></p> <p>a. With respect to claims of patent infringement made by third persons, the customer shall defend, indemnify, protect and save harmless the Telephone Company from and against all claims arising out of the combining with, or use in connection with, the FIA provided under this tariff, any circuit, apparatus, system or method provided by the customer, the IC or its end users.</p>	
<p>b. The customer shall defend, indemnify and save harmless the Telephone Company from and against suits, claims, and demands by third persons arising out of the construction, installation, operation, maintenance, or removal of the customer's circuits, facilities, or equipment connected to the Telephone Company's FIA provided under this tariff including, without limitation, Workmen's Compensation claims, actions for infringement of copyright and/or unauthorized use of program material, libel and slander actions based on the content of communications transmitted over the customer's circuits, facilities or equipment, and proceedings to recover taxes, fines, or penalties for failure of the customer to obtain or maintain in effect any necessary certificates, permits, licenses or other authority to acquire or operate the FIA provided under this tariff; provided, however, the foregoing indemnification shall not apply to suits, claims, and demands to recover damages for damage to property, death, or personal injury unless such suits, claims or demands are based on the tortuous conduct of the customer, its officers, agents or employees.</p>	
<p><b>10. <i>Coordination with Respect to Network Contingencies</i></b></p> <p>The customer shall, in cooperation with the Telephone Company, coordinate in planning the actions to be taken to maintain maximum network capability following natural or man-made disasters which affect telecommunications services.</p>	
<p><b>D. <u>Payment Arrangements</u></b></p> <p><b>1. <i>Payment of Charges and Deposits</i></b></p> <p>a. The Telephone Company may, in order to safeguard its interests, require a customer, which has a proven history of late payments to the Telephone Company or does not have established credit, to make a deposit prior to or at any time after the provision of the FIA to the customer to be held by the Telephone Company as a guarantee of the payment of rates and charges. The Telephone Company will notify the customer of a deposit requirement by Overnight Delivery. The customer will be required to make payment of such deposit prior to the provision of service in those cases where the customer has not established credit with the Telephone Company, or otherwise within fifteen (15) business days of such notice. Such notice to start the day after the notice is sent by Overnight Delivery. No such deposit will be required of a customer which is a successor of a company which has established credit and has no history of late payments to the Telephone Company.</p>	

### III. GENERAL REGULATIONS (Continued)

A deposit may not exceed the actual or estimated rates and charges for the FIA for a two (2) month period. The fact that a deposit has been made in no way relieves the customer from complying with the Telephone Company's regulations as to the prompt payment of bills.	
At such time as the provision of the FIA to the customer is terminated, the amount of the deposit will be credited to the customer's account and any credit balance which may remain will be refunded. After the customer has established a one (1) year prompt payment record, such a deposit will be refunded or credited to the customer account at any time prior to the termination of the provision of the FIA to the customer.	
In case of a cash deposit, for the period the deposit is held by the Telephone Company, the customer will receive simple annual interest at the percentage rate specified in the Telephone Company General and/or Local Tariff.	
b. Where the provision of FIA requires construction of facilities in order to satisfy a customer's request for service, Special Construction charges as described in Section IV.A.3. following may apply.	
c. The Telephone Company shall bill FIA services on a current basis for a.) all charges incurred, b.) applicable taxes, and c.) credits due the customer.  - Switched Access (except for the Entrance Facility, Direct-Trunked Transport and Multiplexing elements), Ancillary and Miscellaneous services shall be billed in arrears.	
- Special Access, monthly EIS elements, Switched Access Entrance Facility, Direct-Trunked Transport and Multiplexing elements shall be billed in advance except for the charges and credits associated with the initial or final bills. The initial bill will also include charges for the actual period of service up to, but not including the bill date. The unused portion of the FIA already billed will be credited on the final bill.	
The customer will receive its bill in: a.) a paper format, b.) a paper format bill summary with a magnetic tape to provide the detailed information of the bill, c.) magnetic tape only, or d.) via electronic transmission. Such bills are due when rendered regardless of the media utilized. Adjustments for the quantities of FIA established or discontinued in any billing period beyond the minimum period in III.D.2. will be prorated to the number of days based on a thirty (30) day month. The Telephone Company will, upon request and if available, furnish such detailed information as may reasonably be required for verification of any bill.	
d. All bills to the customer are due thirty-one (31) days (payment date) after the bill date or by the next bill date (i.e., same date in the following month as the bill date), whichever is the shortest interval. In the event the customer does not remit payment in immediately available funds by the payment date, the FIA may be discontinued as specified in III.A.8..  (1) If the entire amount billed is not received by the Telephone Company in immediately available funds by the payment date, an additional charge (late payment charge) equal to 1/365th of the percentage rate for deposit interest as that in III.D.1.a. of the unpaid balance will be applied for each day or portion thereof that an outstanding balance remains.	

### III. GENERAL REGULATIONS (Continued)

<p>If such payment date would cause payment to be due on a Saturday, Sunday or Holiday (i.e., New Year's Day, Independence Day, Labor Day, Thanksgiving Day, Christmas Day, the second Tuesday in November and a day when Washington's Birthday, Memorial Day or Columbus Day is legally observed), payment for such bills will be due from the customer as follows:</p> <ul style="list-style-type: none"><li>- If such payment date falls on a Saturday or on a Holiday which is observed on Tuesday, Wednesday, Thursday or Friday, the payment date shall be the last non-Holiday day preceding such Saturday or Holiday.</li></ul>	
<ul style="list-style-type: none"><li>- If such payment date falls on a Sunday or on a Holiday which is observed on a Monday, the payment date shall be the first non-Holiday day following such Sunday or Holiday.</li></ul>	
<p>(2) In the event of a billing dispute, the customer must submit a documented claim for the disputed amount. A good faith dispute requires the customer to provide a written claim to the Telephone Company. Instructions for submitting a dispute can be obtained by calling the billing inquiry number shown on the customer's bill, or, by accessing the Telephone Company website also shown on the customer's bill. Such claim must identify in detail the basis for the dispute, and if the customer withholds disputed amounts, it must identify the account number under which the bill has been rendered, the date of the bill and the specific items on the bill being disputed, to permit the Telephone Company to investigate the merits of the dispute.</p>	
<p>(3) If the customer pays the bill in full by the payment due date, and later initiates a billing dispute within ninety days of the payment due date, penalty interest may be applicable.</p> <ul style="list-style-type: none"><li>- If the billing dispute is resolved in favor of the customer, the customer shall receive a credit from the Telephone Company equal to the disputed amount resolved in the customer's favor times the percentage rate in (1) above. This percentage credit amount will apply from the date of the customer's payment through the date on which the credit is posted to the customer's account.</li></ul>	
<p>If the dispute is resolved in favor of the Telephone Company, neither a late payment charge nor a penalty interest charge is applicable.</p>	
<p>(4) If the customer pays the bill in full by the payment due date, and later initiates a billing dispute after ninety (90) days of the payment due date, penalty interest may be applicable.</p> <ul style="list-style-type: none"><li>- If the billing dispute is resolved in favor of the customer, the customer shall receive a credit from the Telephone Company equal to the disputed amount resolved in the customer's favor times the percentage rate in (1) above. This percentage credit amount will apply from the date of dispute through the date on which the credit is posted to the customer's account.</li></ul>	
<p>If the dispute is resolved in favor of the Telephone Company, neither a late payment charge nor a penalty interest charge is applicable.</p>	

### III. GENERAL REGULATIONS (Continued)

(5) Late Payment Charges applicable to End User FIA, described in Section X/IV., are those in the Telephone Company General and/or Local Tariffs.	
<p><b>2. Minimum Periods</b></p> <p>a. The minimum periods for which FIA are provided and which rates and charges are applicable are in IV.B.4..</p>	
<p>b. The minimum periods for which FIA are provided and which rates and charges are applicable for Specialized FIA or Arrangements provided on an Individual Case Basis, as in Section VIII. are established with the individual case filing.</p>	
<p>c. For discontinuances of FIA with a one (1) month minimum period, all applicable charges for the one (1) month period will apply. In instances where the minimum period is greater than one (1) month, however, the charge will be the lesser of the Telephone Company's non-recoverable costs less the net salvage value for the discontinued service of the minimum period charges.</p>	
<p>d. The minimum periods for which Expanded Interconnection Services are provided and which rates and charges are applicable are in Section XVIII..</p>	
<p>e. The minimum periods for Ethernet Private Line Services are provided and which rates and charges are applicable are in Section XXI..</p>	
<p><b>E. Connections</b></p> <p><b>1. General</b></p> <p>Equipment and systems (i.e., terminal equipment, multiline terminating systems, and communications systems) may be connected with Switched and Special Access furnished by the Telephone Company where such connection or interconnection is made in accordance with the provisions specified in the NECA Technical Reference Publication AS No. 1 and in III.A. preceding.</p>	
<p><b>2. Standard Access Service Connections</b></p> <p>Access services are provided by means of wire, fiber optics, radio or any other suitable technology or a combination thereof. Special Access service connections are made directly or through a Telephone Company hub where bridging or multiplexing functions are performed. These connections can either be analog or digital.</p>	
<p><b>3. Expanded Interconnection Service (EIS) – Fiber Optic</b></p> <p>Fiber Optic EIS provides a customer with space and associated requirements such as power and environmental conditioning within or near a Telephone Company wire center or access tandem to locate certain fiber optic facilities and equipment, and an interconnection with certain Telephone Company provided facilities.</p>	

### III. GENERAL REGULATIONS (Continued)

EIS will be provided subject to the regulations and rates and charges set forth in Section XVIII..	
<p>4. <i>Expanded Interconnection Service (EIS) – Microwave</i></p> <p>Microwave EIS provides a customer with space and associated requirements such as power and environmental conditioning within a Telephone Company wire center or access tandem to locate certain microwave facilities and equipment, and a connection to certain Telephone Company provided facilities.</p>	
Customer-provided microwave facilities, equipment and support structures may be located in, on or above the exterior walls and roof of Telephone Company wire centers or access tandems. Such interconnection must be made in accordance with the provisions specified in III.A.. These interconnections will be provided subject to the regulations and rates and charges set forth in Section XVIII..	
<p><b>F. <u>Definitions</u></b></p> <p>Certain terms used herein are defined as follows:</p> <p><i>Access Area</i></p> <p>The term "Access Area" denotes a specific calling area containing those customers served by one (1) or more Central Offices associated with the various Switched Access provisions offered under this tariff. The size and configuration of the Access Area a customer obtains is dependent upon the Feature Group type and the specific characteristics of the Central Office or Access Tandem office to which the connection is made.</p>	
<p><i>Access Code</i></p> <p>The term "Access Code" applies to Switched Access Service. It denotes a uniform seven (7) digit code dialed by an end user to access an Interexchange Carrier's facilities. The Carrier Access Code (CAC) has the form 101XXXX and the Carrier Identification Code (CIC) has the form 950-XXXX.</p>	
<p><i>Access Group</i></p> <p>The term "Access Group" denotes a grouping of lines or trunks used to establish a connection between switching systems. Each grouping of lines or trunks is traffic engineered as a unit with each of the individual members of the group having identical characteristics and being interchangeable with any other member of the group.</p>	

### III. GENERAL REGULATIONS (Continued)

<i>Access Minutes</i>	
<p>The term "Access Minutes" denotes that usage of exchange facilities in interstate or foreign service for the purpose of calculating chargeable usage. On the originating end of an interstate or foreign call, usage is measured from the time the originating End User's call is delivered by the Telephone Company to and acknowledged as received by the customer's facilities connected with the originating exchange. On the terminating end of an interstate or foreign call, usage is measured from the time the call is received by the End User in the terminating exchange. Timing of usage at both originating and terminating ends of an interstate or foreign call shall terminate when the calling or called party disconnects, whichever event is recognized first in the originating and terminating end exchanges, as applicable. For the calculation of total minutes, seconds are totaled and converted to minutes before rounding occurs. Remainder seconds greater than twenty-nine (29) are rounded to a minute.</p>	
<i>Access Service Request</i>	
<p>The term "Access Service Request" (ASR) denotes a document (i.e., order) used by the Telephone Company to process a customer's request for Access Services as offered throughout this tariff.</p>	
<i>Access Tandem</i>	
<p>The term "Access Tandem" denotes a telephone company switching system that provides a traffic concentration and distribution function for inter-LATA traffic originating from or terminating at end offices in the access area.</p>	
<i>Add/Drop Multiplexing</i>	
<p>The term "Add/Drop Multiplexing" denotes a multiplexing function that allows lower level signals to be added or dropped with the remaining traffic continuing through the network.</p>	
<i>Agent</i>	
<p>The term "Agent" as used in Section 6 of this tariff, is defined as that person or entity that the Telephone Company acknowledges as controlling decisions pertaining to Pay telephone Service or, that person or entity duly authorized to act in that capacity by the physical owner of the premises.</p>	
<i>Aggregator</i>	
<p>The term "Aggregator" denotes any individual, partnership, association, joint-stock company, trust or corporation that, in the ordinary course of its operations, makes telephones available to the public or to transient users of its premises, for interstate telephone calls using a provider of operator services.</p>	
<i>Alternate Billing Service</i>	
<p>The term "Alternate Billing Service (ABS)" denotes the ability of the end user to bill calls to an account not necessarily associated with the originating line, including calling card, collect and third number billing.</p>	

### III. GENERAL REGULATIONS (Continued)

<i>Answer/Disconnect Supervision</i>  The term "Answer/Disconnect Supervision" denotes the transmission of the switch trunk equipment supervisory signal (off-hook or on-hook) to the CDL for terminating calls to the Telephone Company end office as an indication that the called party has answered or disconnected.	
<i>Answer Message</i>  The term "Answer Message" denotes an SS7 message sent in the backward direction to indicate that the call has been answered.	
<i>Attempt</i>  The term "Attempt" denotes a call in the originating direction from an end user to the CDL which is completed (answered) or not completed (not answered) and a call in the terminating direction from the CDL to a customer which is completed (Answered) or not completed (not answered).	
<i>Attenuation Distortion</i>  The term "Attenuation Distortion" denotes the difference in loss at specified Frequencies relative to the loss at 1004 Hz.	
<i>Balance (100-Type) Test Line</i>  The term "Balance (100-Type) Test Line" denotes a standard feature of FGA, FGB, FGC, FGD, 800, 888 Access Service, BSA-A, BSA-B, BSA-C, and BSA-D and refers to the end office termination provided for balance and noise testing. The termination provides off-hook supervision to the calling end, and terminates the line or trunk in a resistive and capacitive arrangement which simulates the characteristic impedance of the end office.	
<i>Basic Service Element</i>  The term "Basic Service Element (BSE)" denotes an unbundled service option available only with Basic Serving Arrangements.	
<i>Basic Serving Arrangement</i>  The term "Basic Serving Arrangement (BSA)" denotes a category of Switched Access Service differentiated by technical characteristics, e.g., line side versus trunk side connection at the Telephone Company's first point of switching.	
<i>BHMC</i>  See Busy Hour Minutes of Capacity.	



### **III. GENERAL REGULATIONS** (Continued)

<i>Billed Number Screening</i>  The term "Billed Number Screening (BNS)" denotes the process of utilizing a line information data base to determine billing number acceptance for collect and third number calls and to perform public telephone line number checks to prevent the alternate billing of calls to public coin telephone lines.	
<i>Bit</i>  The term "Bit" denotes the smallest unit of information in the binary system of notation.	
<i>Bridging</i>  The term "Bridging" denotes the connection of one (1) or more circuits in parallel with another circuit without interrupting the continuity of the first circuit.	
<i>Bridging Wire Center</i>  The term "Bridging Wire Center" denotes the telephone company designated wire center in which bridging is accomplished.	
<i>Business Day</i>  The term "Business Day" denotes the times of day that a company is open for business. Generally, in the business community, these are 8:00 or 9:00 AM to 5:00 or 6:00 PM, respectively, with an hour for lunch, Monday through Friday, resulting in a standard forty (40) hour work week.	
<i>Busy Hour Minutes of Capacity</i>  The term "Busy Hour Minutes of Capacity" (BHMC) denotes the trunk group usage load consisting of the average usage load for the busy season.	
<i>Busy Season</i>  The term "Busy Season" denotes the four (4) consecutive weeks of the calendar year having the highest daily busiest hour traffic load based on a five (5) day week. Normally the five (5) day week consists of Monday through Friday. Where weekend traffic is greater than weekday traffic, one or both weekend days may be used as a substitute for a weekday as long as a consistent five (5) day week is maintained for the four (4) consecutive weeks.	
<i>Byte</i>  The term "Byte" denotes a sequence or group of eight bits that represents one character.	
<i>Carrier Identification Code</i>  The term "Carrier Identification Code" (CIC) denotes the uniform access code associated with a specific Interexchange Carrier.	

### III. GENERAL REGULATIONS (Continued)

<i>Carrier Identification Parameter</i>	
The term "Carrier Identification Parameter" (CIP) denotes a field in the SS7 Initial Address Message (IAM) that identifies and transmits CIC information in a forward direction to an IC customer.	
<i>C-Conditioning</i>	
The term "C-Conditioning" denotes a telephone company special treatment of the transmission path in order to control attenuation and envelope delay distortion.	
<i>C-Message Noise</i>	
The term "C-Message Noise" denotes the frequency weighted average noise within an idle voice circuit. The frequency weighting, called C-message, is used to simulate the frequency characteristic of the 500-type telephone set and the hearing of the average subscriber.	
<i>C-Notched Noise</i>	
The term "C-Notched Noise" denotes the frequency weighted noise on a voice circuit with a holding tone, which is removed at the measuring end through a notch (very narrow band) filter.	
<i>CCS</i>	
The term "CCS" denotes a hundred call-seconds which is a standard unit of traffic load that is equal to one hundred (100) seconds of usage or capacity of a group of lines or trunks.	
<i>Call</i>	
The term "Call" denotes a communication including an off-hook signal and routing information initiated at the originating location and completed to a terminating location.	
<i>Call Branding</i>	
Call Branding is the act of providing customer identification, audibly and distinctly, to the caller at the beginning of a Preferred Directory Assistance call.	
<i>Cellular Mobile Carrier (CMC)</i>	
The term "Cellular Mobile Carrier (CMC)" denotes a Common Carrier authorized by the Federal Communications Commission to provide cellular mobile radio telecommunications services.	
<i>Central Office</i>	
The term "Central Office" denotes a telephone company local switching system where telephone company local service subscriber station loops are terminated for purposes of interconnection to each other and to trunks.	

### III. GENERAL REGULATIONS (Continued)

<i>Central Office Loop Around Test Line</i>	
The term "Central Office Loop Around Test Line" denotes equipment in the Telephone Company's end office which provides a means for making two-way transmission tests for Switched Access services. These transmission tests are normally for the measurement of level and noise tests. This arrangement has two (2) terminations, each reached by means of a separate seven (7) digit number.	
<i>Central Office Prefix</i>	
The term "Central Office Prefix" denotes the first three (3) digits (NXX) of the telephone number assigned to a telephone company subscriber's local service.	
<i>Centralized Automatic Reporting on Trunks (CAROT) Testing</i>	
The term "Centralized Automatic Reporting on Trunks (CAROT) Testing" denotes a type of testing which includes the capacity for measuring the 1000 Hz loss, C-message weighted noise, C-notched noise, loss slope, and the provision of a balance termination.	
<i>Channelize</i>	
The term "Channelize" denotes the process of multiplexing demultiplexing circuits using analog or digital techniques.	
<i>Circuit</i>	
The term "Circuit" denotes an electrical or photonic, in the case of fiber optic based transmission systems, communications path between two (2) or more points of termination.	
<i>Circuit Code</i>	
The term "Circuit Code" denotes the service class routing of an SS7 call that indicates the interexchange carrier trunk group to which the traffic will be routed (e.g., 0+, 0-, 500, 900, etc.).	
<i>Common Channel Signaling System 7 Network (CCS7)</i>	
The term "Common Channel Signaling System 7 Network (CCS7)" denotes a dedicated out-of-band signaling network which utilizes Signaling System 7 (SS7) protocol to provide call handling and data base access services.	
<i>Common Line</i>	
The term "Common Line" denotes a line, trunk, coin line or other facility provided under the Telephone Company General and/or Local Tariffs, terminated on a Central Office switch. A Common Line - Residence is a line or trunk provided under the residence regulations of the Telephone Company General and/or Local Tariffs. A Common Line - Business is a line or trunk provided under the business regulations of the Telephone Company General and/or Local Tariffs. A coin line is a line provided under the public and/or semi-public service regulations of the Telephone Company General and/or Local Tariffs.	

### **III. GENERAL REGULATIONS (Continued)**

<i>Communications System</i>	
The term "Communications System" denotes circuits and other facilities which are capable of communications between terminal equipment provided by other than the Telephone Company or Telephone Company stations.	
<i>Competitive County</i>	
The term "Competitive County" denotes the geographic unit of a county or county-equivalent that passes or has passed a competitive market test specified by the FCC. Competitive County also denotes a county or county-equivalent that failed a competitive market test specified by the FCC, but was granted Phase II, Level 2 pricing flexibility prior to June 1, 2017.	
<i>Concatenated</i>	
The term "Concatenated" denotes the linking together of various data structures, e.g., two (2) bandwidths joined to form a single bandwidth.	
<i>Confirmed ASR</i>	
The term "Confirmed ASR" denotes a customer's ASR for a) Switched Access FIA which the Telephone Company has processed with the Engineering Department to confirm for the customer and the Telephone Company the availability of facilities and/or equipment, and b) Special Access FIA for which the Telephone Company confirms to the customer that the established due date can be met. The date the ASR is confirmed, the standard service date interval commences.	
<i>Confirming Design Layout Report Date</i>	
The term "Confirming Design Layout Report (CDLR) Date" identifies the date that the Telephone Company is scheduled to receive confirmation that the Design Layout Report provided by the Telephone Company for a confirmed ASR is acceptable.	
<i>Connecting Facility Assignment</i>	
The term "Connecting Facility Assignment" denotes the identification of a channel or circuit to be used from a high capacity facility.	
<i>Conventional Signaling</i>	
The term "Conventional Signaling" denotes the inter-machine signaling system which has been traditionally used in North America for the purpose of transmitting the called number's address digits from the originating end office to the switching machine which will terminate the call. In this system, all of the dialed digits are received by the originating switching machine, a path is selected, and the sequence of supervisory signals and outpulsed digits is initiated. No overlap outpulsing, ten (10) digit ANI, ANI information digits, or acknowledgement wink are included in this signaling sequence.	

### III. GENERAL REGULATIONS (Continued)

<i>Customer</i>	
The term "Customer" denotes any individual, partnership, association, joint-stock company, trust, corporation, or governmental entity or any other entity which subscribes to the services offered under this tariff.	
<i>Customer Designated Location</i>	
The term "Customer Designated Location" (CDL) denotes a location specified by the customer for the purpose of terminating FIA services. The Telephone Company must have access to the location to perform installation, testing, and maintenance functions. The customer may or may not have access to the location. CDLs include locations such as customer premises, end user premises, customer repeater stations, customer microwave towers, a Telephone Company's first point of switching, some other point where Telephone Company testing can occur, etc. A CDL may be designated by the customer for Switched Access, Special Access, or both in combination. Customer transmission facilities and equipment may be terminated in Telephone Company wire centers or access tandems under EIS arrangements, as defined in Section XVIII.. Telephone Company Switched and Special Access Services may be interconnected to such customer equipment using Cross Connect arrangements as described in Section V.E.3. and Section VI.A.1.d., respectively.	
<i>D-Conditioning</i>	
The term "D-Conditioning" denotes a Telephone Company special treatment of the transmission path in order to control C-notched noise and intermodulation distortion.	
<i>Daily Busiest Hour</i>	
The term "Daily Busiest Hour" denotes the highest usage hour for each day with the reading taken on the clock hour or half hour. The clock hour or half hour selection varies from day to day, depending upon the usage measured. The Daily Busiest Hour is also known as the Bouncing Busy Hour.	
<i>Data Transmission (107-Type) Test Line</i>	
The term "Data Transmission (107-Type) Test Line" denotes an arrangement which provides for the connection to a signal source which provides test signals for one-way testing of data and voice transmission parameters.	
<i>Drop Cable</i>	
A facility provided by the Telephone Company which connects the broadband feeder cable to the premises of the customer's subscribers for the purposes of Video Channel Services.	
<i>Dual Tone Multifrequency Address Signaling</i>	
The term "Dual Tone Multifrequency (DTMF) Address Signaling" denotes a type of signaling that is an optional feature of FGA and BSA-A. It may be utilized when FGA or BSA-A is being used in the terminating direction. An office arranged for signaling would expect to receive address signals from the IC in the form of DTMF format.	

### III. GENERAL REGULATIONS (Continued)

<i>Echo Path Loss</i>  The term "Echo Path Loss" denotes the measure of reflected signal at a four-wire interface without regard to the send and receive Transmission Level Point (TLP).	
<i>Echo Return Loss</i>  The term "Echo Return Loss" denotes a frequency weighted measure of return loss over the middle of the voiceband (approximately 500 to 2500 Hz) where talker echo is most annoying.	
<i>End Office Switch</i>  The term "End Office Switch" denotes a Telephone Company local switching system located in a wire center where Telephone Company local service subscriber station loops are terminated for purposes of originating and terminating traffic to or from a customer.	
<i>End User</i>  The term "End User" means any customer of an interstate or foreign telecommunications service that is not a carrier, except that a carrier, other than the Telephone Company, shall be deemed to be an "end user" to the extent that such carrier uses a telecommunications service for administrative purposes, and a person or entity that offers telecommunications services exclusively as a reseller shall be deemed to be an "end user" if all resale transmissions offered by such reseller originate on the premises of such reseller (e.g., hotels, motels and shared tenant services).	
<i>Engineering Review</i>  The term "Engineering Review" denotes the examination of an ASR with a customer requested change to determine if a design change is required. It includes, but is not limited to, the review for possible change requirements in equipment, interfaces, circuit configurations, engineering records, and billing.	
<i>Entry Switch</i>  See First Point of Switching.	
<i>Excess Capacity</i>  The term "Excess Capacity" denotes a quantity of FIA requested by the customer which is greater than that which the Telephone Company would construct to fulfill the customer's ASR.	
<i>Exchange</i>  The term "Exchange" denotes a unit generally smaller than a Local Access and Transport Area (LATA), established by the Telephone Company for the administration of communications service in a specified area which usually embraces a city, town or village and its environs. It consists of one (1) or more central offices together with the associated facilities used in furnishing communications service within that area. One (1) or more designated exchanges comprise a given LATA.	

### III. GENERAL REGULATIONS (Continued)

<i>Exchange Access Signaling</i>	
The term "Exchange Access Signaling" denotes the signaling system used by equal access end offices to transmit originating information and address digits to the customer's premises and includes the means of verifying the receipt of these address digits. Features of this system include overlap outpulsing (in suitably equipped end offices), identification of the type of call, identification of the ten (10) digit telephone number of the calling party, and acknowledgement wink supervisory signals.	
<i>Existing Suitable Space</i>	
The term "Existing Suitable Space" denotes a space in which ac/dc power, heat and air conditioning, battery and generator back-up power, and other requirements necessary for provision of wire center or access tandem equipment currently exists.	
<i>Exit Message</i>	
The term "Exit Message" denotes an SS7 message sent to an end office by the Telephone Company tandem switch to mark the connect time when the Telephone Company's tandem switch sends an Initial Address Message to a customer.	
<i>Extended Area Service</i>	
The term "Extended Area Service" (EAS) denotes an arrangement whereby a customer in one exchange can call a local number in another exchange that is part of the extended area without paying a toll charge.	
<i>Extensible Markup Language (XML)</i>	
The term "Extensible Markup Language" (XML) denotes a simple, very flexible text format that is used in the exchange of a wide variety of data on the Web and elsewhere.	
<i>Facility</i>	
The term facility denotes generically the various transmission media used for the transmission of telecommunication services. This includes, but is not limited to, cable (copper pair, coaxial, and fiber optic) and microwave radio equipment.	
<i>Firm Order Confirmation Date</i>	
The term "Firm Order Confirmation (FOC) Date" denotes the date that the Telephone Company will provide the schedule of dates for the provisioning activities associated with the customer's request for service.	
<i>First Point of Switching</i>	
The term "First Point of Switching" denotes either the first telephone company location at which switching occurs on the terminating path of a call proceeding from the CDL to the terminating end office or the last telephone company location at which switching occurs on the originating path of a call proceeding from the originating end office to the CDL.	

### III. GENERAL REGULATIONS (Continued)

<i>Flexible Automatic Number Identification (FLEX ANI)</i>  The term "Flexible Automatic Number Identification" denotes an optional feature or Basic Service Element that provides additional values for the information indicator digits available with the ANI feature on originating calls. These additional digits identify the type of line that is originating the call for billing, screening and routing purposes.	
<i>Four-Wire to Two-Wire Conversion</i>  The term "Four-Wire to Two-Wire Conversion" denotes an arrangement which converts a four-wire transmission path to a two-wire transmission path to allow a four-wire facility to terminate in a two-wire entity such as a central office switch trunk circuit or switching system.	
<i>Frame</i>  The term "Frame" denotes a group of data bits, in a specific format, with a flag at either end to indicate the beginning and end of the frame. The defined format enables network equipment to recognize the meaning and purpose of specific bits.	
<i>Gateway Switch</i>  The switch through which communication passes between public packet switched networks.	
<i>Geographically Aggregated Rate (GAR)</i>  The term "Geographically Aggregated Rate" denotes a situation in which the rates and charges for a service offering, for which there is currently no demand, are developed based upon the aggregated revenue requirement and demand for more than one study area. Upon receipt of a request for service, the current geographically averaged rates will be redeveloped to include the new study area.  Example: Study areas A, B and C have been geographically aggregated. Geographically averaged rates for A and B were developed based upon their aggregated revenue requirement and demand, while Area C, marked "GAR", has no current demand. Should C receive a request for service, the current geographically averaged rates will be redeveloped to include C's revenue and demand. The redeveloped rates and charges will now be applicable to customers on A, B and C.	
<i>Ground Start Supervisory Signaling</i>  The term "Ground Start Supervisory Signaling" denotes a type of signaling which provides for the application of ground on the tip side at the point of termination (assuming no signaling conversion has been provided by the Telephone Company) as an initial seizure signal before the application of ringing in the originating direction (towards the customer from the end office).	
<i>Head-End</i>  The Telephone Company location where analog video and audio signals are received from the customer for transmission over the broadband distribution facilities to subscribers for the purposes of providing Video Channel Services.	



### **III. GENERAL REGULATIONS (Continued)**

<i>IC CDL</i>  The term "IC CDL" denotes a Customer Designated Location (CDL) where FIA is terminated and connected to an Interexchange Carrier.	
<i>Immediately Available Funds</i>  The term "Immediately Available Funds" denotes a corporate or personal check drawn on a bank account and funds which are available for use by the receiving party on the same day on which they are received and includes U.S. Federal Reserve bank wire transfers, U.S. Federal Reserve notes (paper cash), U.S. coins, U.S. Postal Money Orders, and New York Certificates of Deposit.	
<i>Individual Case Basis</i>  The term "Individual Case Basis" (ICB) denotes a condition where the regulations, if applicable, rates and charges for an offering under the provisions of this tariff are developed based on the circumstances in each case.	
<i>Information Service Provider</i>  The term "Information Service Provider" denotes one who offers a capability for generating, acquiring, storing, transforming, processing, retrieving, utilizing, or making available information which may be conveyed via telecommunications, except that such service does not include a.) any use of any such capability for the management, control, or operation of a telecommunications system or the management of a telecommunications service, or b.) the provision of time, weather, and such other similar audio services that are offered by the Telephone Company.	
<i>Initial Address Message (IAM)</i>  The term "Initial Address Message (IAM)" denotes an SS7 message sent in the forward direction to initiate trunk set up with the busying of an outgoing trunk which carries the information about that trunk along with other information relating to the routing and handling of the call to the next switch.	
<i>Installed Cost</i>  The term "Installed Cost" denotes the total cost (estimated or actual) by the Telephone Company to provide facilities for the offered services.	
<i>Interconnection</i>  The term "Interconnection" denotes the termination of a customer's basic transmission facilities, including optical terminating equipment and multiplexers at or near Telephone Company wire center or access tandem. Interconnection is provided as physical or virtual.	
<i>Interconnection Point</i>  The term "Interconnection Point" denotes physical EIS arrangements as the point where the customer-owned cable facilities connect to the Telephone Company termination equipment. The interconnection point for virtual EIS arrangements is the demarcation between ownership of the cable facilities.	

### III. GENERAL REGULATIONS (Continued)

<i>Interexchange Carrier (IC) or Interexchange Common Carrier</i>  The term "Interexchange Carrier" (IC) or "Interexchange Common Carrier" denote any individual, partnership, association, joint stock company, trust, governmental entity or corporation engaged for hire in interstate or foreign communication by wire or radio, between two (2) or more LATAs.	
<i>Intermodulation Distortion</i>  The term "Intermodulation Distortion" denotes a measure of the nonlinearity of a circuit. It is measured using four (4) tones, and evaluating the ratios (in dBs) of the transmitted composite four-tone signal power to the second-order products of the tones (R2), and the third-order products of the tones (R3).	
<i>Interstate Communications</i>  The term "Interstate Communications" denotes both interstate and foreign communications.	
<i>Intrastate Communications</i>  The term "Intrastate Communications" denotes any communications within a state subject to oversight by a state regulatory commission as provided by the laws of the state involved.	
<i>Kilosegment</i>  The term "Kilosegment" denotes a unit of packet transmission defined as 64,000 bytes of data; one thousand segments.	
<i>Local Area Network (LAN)</i>  A network permitting the interconnection and intercommunication of a group of computers, primarily for the sharing of resources such as data storage devices and printers.	
<i>Line</i>  The term "Line" denotes a communications path connecting an end office switch with an end user's premises or a CDL for the provision for FGA or BSA-A.	
<i>Line Group</i>  The term "Line Group" denotes a grouping of lines which are traffic engineered as a unit for the establishment of connections between end office switches and customers in which all of the communications paths are interchangeable.	
<i>Line Information Data Base</i>  The term "Line Information Data Base (LIDB)" denotes a data base containing billing validation data providing the ability to screen billed numbers to support Alternate Billing services.	

### **III. GENERAL REGULATIONS** (Continued)

<i>Line Side Connection</i>  The term "Line Side Connection" denotes a connection of a transmission path to the line side of an end office system.	
<i>Local Access and Transport Area</i>  The term "Local Access and Transport Area" (LATA) denotes a geographic area for the provision and administration of communications service. It encompasses designated Access Areas which are grouped to serve common social, economic, and other purposes.	
<i>Logical Channel</i>  The term "Logical Channel" denotes a communication channel which allows two-way simultaneous transmission of data packets through the network. No circuit capability is preassigned to a logical channel. Capacity is made available as the data is transmitted. Each virtual connection utilizes one (1) logical channel.	
<i>Maximum Termination Liability</i>  The term "Maximum Termination Liability" (MTL) denotes the maximum amount of money for which the customer is liable in the event all FIA ordered in an Individual Case Basis (ICB) arrangement are discontinued before a specified period of time.	
<i>Metropolitan Statistical Area (MSA)</i>  The term "Metropolitan Statistical Area (MSA)" denotes a prescribed geographic area comprised of Telephone Company Wire Centers which has been grouped together.	
<i>Mid Link</i>  The term "Mid Link" denotes the Special Transport facilities between Hub Wire Centers where the circuit is bridged and/or where switching devices such as a loop transfer arrangement are located.	
<i>Milliwatt (102 Type) Test Line</i>  The term "Milliwatt (102-Type) Test Line" denotes an arrangement in an end office which provides a 1004 Hz tone at 0 dBm0 for one-way transmission measurements towards the CDL from the Telephone Company end office.	
<i>Mobile Telephone Switching Office (MTSO)</i>  The term "Mobile Telephone Switching Office (MTSO)" denotes a Cellular Mobile Carrier (CMC) switching facility that is used to originate or terminate calls on the CMC network, or originate or terminate calls between the CMC and the public switched telephone network.	

### **III. GENERAL REGULATIONS** (Continued)

<i>Multicarrier Access Area</i>	
The term "Multicarrier Access Area" denotes an EAS for FGA and BSA-A or an area for FGB and BSA-B where FIA Services are provided by more than one telephone company in which a customer obtains access to an entire EAS or FGB or BSA-B area by obtaining a FGA or BSA-A, or FGB or BSA-B access tandem arrangement that connects its switch with the First Point of Switching of the Primary Exchange Carrier.	
<i>National Security Emergency Preparedness (NSEP) Services</i>	
The term "National Security Emergency Preparedness (NSEP) Services" denotes telecommunications services which are used to maintain a state of readiness or to respond to and manage any event or crisis (local, national or international), which causes or could cause injury or harm to the population, damage to or loss of property, or degrades or threatens the NSEP posture of the United States.	
<i>Native Ethernet</i>	
The term "Native Ethernet" denotes an Ethernet transmission that is not carried within a SONET signal.	
<i>Net Salvage</i>	
The term "Net Salvage" denotes the estimated scrap, sale, or trade-in value, less the estimated cost of removal. Cost of removal includes the costs of demolishing, tearing down, removing, or otherwise disposing of the material and any other applicable costs. Because the cost of removal may exceed salvage, facilities may have negative net salvage.	
<i>Network Address</i>	
The term "Network Address" denotes the alphanumeric character string used to specify the destination of each switched connection made within the network.	
<i>Network Channel Interface Code</i>	
The "Network Channel Interface" code (NCI) is an ordering code that provides an indication of the generic channel type. The NCI code provides the technical characteristics of the interface and describes the physical and electrical characteristics of the special access interface to the customer designated locations. A complete description and listing of these interface codes is specified in Section 6103 of the GTE Technical Interface Reference Manual.	
<i>Node</i>	
The term "Node" denotes a SONET ring service element that designates either a customer designated location or a Telephone Company wire center location on the SONET ring. It also denotes the location/address of where a channelized service originates or terminates on a ring.	

### III. GENERAL REGULATIONS (Continued)

<i>Non-Competitive County</i>  The term "Non-Competitive County" denotes the geographic unit of a county or county-equivalent that failed a competitive market test specified by the FCC (excluding those that were granted Phase II, Level 2 pricing flexibility prior to June 1, 2017 and thus are defined as "Competitive Counties").	
<i>Non-Overlap Outpulsing</i>  The term "Non-Overlap Outpulsing" is the feature of the exchange access signaling system which provides initiation of pulsing to the customer's premises after the calling subscriber has completed dialing an originating call.	
<i>Nonrecoverable Cost</i>  The term "Nonrecoverable Cost" denotes the cost of specially constructed facilities for which the Telephone Company has no foreseeable use should the customer terminate service.	
<i>Nonsynchronous Test Line</i>  The term "Nonsynchronous Test Line" denotes an arrangement in step-by-step end offices which provides operational tests which are not as complete as those provided by the synchronous test lines, but which can be made more rapidly.	
<i>North American Numbering Plan</i>  The term "North American Numbering Plan" denotes a three (3) digit area or Numbering Plan Area (NPA) code and a seven (7) digit telephone number made up of a three (3) digit Central Office code (NXX) plus a four (4) digit station number (XXXX).	
<i>NSEP Treatment</i>  The term "NSEP Treatment" denotes the provisioning of a telecommunications service before others based on the provisioning priority level assigned by the Executive Office of the President.	
<i>Octet</i>  The term "Octet" denotes a group of eight (8) binary digits operated upon as an entity.	
<i>Off-Hook</i>  The term "Off-Hook" denotes the active condition of Switched Access or a Telephone Company local service line.	
<i>On-Hook</i>  The term "On-Hook" denotes the idle condition of Switched Access or a Telephone Company local service line.	

### III. GENERAL REGULATIONS (Continued)

<i>Open Circuit Test Line</i>  The term "Open Circuit Test Line" denotes an arrangement in an end office which provides an ac open circuit termination of the trunk or line by means of an inductor of several Henries.													
<i>Optical Carrier Rate (OC-N)</i>  The term "OC-N" denotes an Ethernet Private Line transmission signal, speed, line rate, or service and may be commonly referred to as follows:  <table><tr><td><u>OC-N Rate</u></td><td><u>Bandwidth Capacity</u></td></tr><tr><td>OC-1</td><td>51.84 Mbps</td></tr><tr><td>OC-3</td><td>155.52 Mbps</td></tr><tr><td>OC-12</td><td>622.08 Mbps</td></tr><tr><td>OC-24</td><td>1.25 Gbps</td></tr><tr><td>OC-48</td><td>2.488 Gbps</td></tr></table>	<u>OC-N Rate</u>	<u>Bandwidth Capacity</u>	OC-1	51.84 Mbps	OC-3	155.52 Mbps	OC-12	622.08 Mbps	OC-24	1.25 Gbps	OC-48	2.488 Gbps	
<u>OC-N Rate</u>	<u>Bandwidth Capacity</u>												
OC-1	51.84 Mbps												
OC-3	155.52 Mbps												
OC-12	622.08 Mbps												
OC-24	1.25 Gbps												
OC-48	2.488 Gbps												
<i>Order Interval</i>  The term "Order Interval" denotes the interval between the Scheduled Issue Date and the Service Date.													
<i>Originating Direction</i>  The term "Originating Direction" denotes the use of Switched Access for the origination of calls from an end user to a CDL.													
<i>Originating Point Code</i>  The term "Originating Point Code (OPC)" denotes the identity assigned to each Operator Service System (OSS) location.													
<i>Overlap Outpulsing</i>  The term "Overlap Outpulsing" is the feature of the exchange access signaling system which permits initiation of pulsing to the customer's premises before the calling subscriber has completed dialing an originating call.													
<i>OZZ Code</i>  The term "OZZ Code" denotes the service class routing code of a multifrequency (MF) call that indicates the interexchange carrier trunk group to which the traffic will be routed (e.g., 0+, 0-, 500, 900, etc.).													
<i>Packet</i>  The term "Packet" denotes a continuous sequence of binary digits of information which is switched through the network as an integral unit. The user data is divided into segments for billing purposes. The number of segments contained in a packet is dependent upon the packet size.													

### **III. GENERAL REGULATIONS** (Continued)

<i>Packet Switch</i>  The term "Packet Switch" denotes a central office based switch that establishes a virtual connection between two data network addresses for the transmission of discrete amounts of information.	
<i>Packing Switching Office</i>  The term "Packet Switching Office" denotes the central office where the packet switching functions are performed and access to the packet network is accomplished.	
<i>Payload</i>  The term "Payload" denotes the portion of the SONET signal available to carry service signals such as DS0, DS1, and DS3.	
<i>Physical EIS</i>  The term "Physical EIS" denotes an offering that enables customers to place equipment needed to terminate basic transmission facilities, including optical terminating equipment and multiplexers, within or upon the Telephone Company's wire center or Telephone Company access tandem buildings, use such equipment to connect customer's fiber optic systems or microwave radio transmission facilities (where reasonably feasible) with the local exchange carrier's equipment and facilities used to provide interstate switched and special access services.	
<i>Plant Test Date</i>  The term "Plant Test Date" denotes the date on which installation is completed and the Telephone Company to customer testing can begin.	
<i>Point of Termination</i>  The term "Point of Termination" denotes the point of demarcation at a CDL or end user premises at which the Telephone Company's responsibility for the provision of FIA Service ends.	
<i>Premises</i>  The term "Premises" denotes a building or buildings on continuous property (except Railroad Right-of-Way, etc.) not separated by a public highway.	
<i>Pre-service Testing</i>  The term "Pre-service Testing" denotes tests performed on a FIA to assure standard transmission performance/parameters meet specifications prior to acceptance testing.	
<i>Primary Exchange Carrier</i>  The term "Primary Exchange Carrier" (PEC) denotes the telephone company in whose exchange a customer's first point of switching (i.e., dial tone for FGA or BSA-A, an access tandem for FGB or BSA-B) is located.	

### III. GENERAL REGULATIONS (Continued)

<i>Protocol</i>  The term "Protocol" denotes a set of rules governing the format to be followed when transmitting information between communicating devices.	
<i>Public Pay Telephone</i>  The term "Public Pay Telephone" denotes a switched coin line provided under the Public Telephone Service regulations of the Telephone Company General Exchange and/or Local Exchange Tariffs.	
<i>Query</i>  The term "Query" denotes a Signaling System 7 (SS7) message requesting specific information from a data base.	
<i>Recoverable Cost</i>  The term "Recoverable Cost" denotes the cost of specially constructed facilities for which the Telephone Company has a foreseeable reuse, either in place or elsewhere should the customer terminate service.	
<i>Registered Equipment</i>  The term "Registered Equipment" denotes the customer's terminal equipment which complies with or has been approved within the Registration Provisions of Part 68 of the FCC Rules and Regulations.	
<i>Release Message</i>  The term "Release Message" denotes an SS7 Message sent in either direction to indicate that a specific circuit is being released.	
<i>Response</i>  The term "Response" denotes an SS7 message representing a reply to a request for information contained in a query.	
<i>Route Mileage</i>  The term "Route Mileage" denotes the actual Telephone Company provided facility mileage of a transmission circuit.	
<i>Scheduled Issue Date</i>  The term "Scheduled Issue Date" denotes the date the Telephone Company is scheduled to issue the confirmed ASR to all associated work groups.	
<i>Secondary CDL</i>  The term "Secondary CDL" denotes a Customer Designated Location (CDL) where FIA is terminated but is not connected to an Interexchange Carrier.	



### **III. GENERAL REGULATIONS** (Continued)

<i>Secondary Exchange Carrier</i>  The term "Secondary Exchange Carrier" (SEC) denotes the telephone company in whose exchange a customer does not subscribe to FGA or BSA-A, or FGB or BSA-B service, but from whose exchange the customer's end users can call the interexchange switch or CDL of an IC in the primary exchange of another telephone company on a toll-free basis.	
<i>Secure Socket Layer (SSL)</i>  The term "Secure Socket Layer ("SSL)" denotes a security protocol that provides data encryption, server authentication, message integrity, and optional client authentication for a TCP/IP connection.	
<i>Segment</i>  The term "Segment" denotes a unit of user information consisting of sixty-four (64) octets or less. Billing for Packet Switching Network Service is based on the number of segments transmitted within the user data field of a packet. The number of segments transmitted within a packet is limited only by the subscribed or negotiated maximum size of the user data field for the customer interface.	
<i>Semi-Public Pay Telephone</i>  The term "Semi-Public Pay Telephone" denotes a switched coin line provided under the Semi-Public Telephone Service regulations of the Telephone Company General and/or Local Tariffs.	
<i>Service Control Point</i>  The term "Service Control Point (SCP)" denotes an SS7 network control interface element between the Telephone Company's SS7 network and one (1) or more data bases.	
<i>Service Date</i>  The term "Service Date" denotes the date that the FIA is to be placed in service. A confirmed ASR is required to establish a service date.	
<i>Service Switching Point (SSP)</i>  The term "Service Switching Point" (SSP) denotes a signal point equipped with the ability to halt call process, formulate and send a SS7 query to a remote location and route the call based on information contained in the response.	
<i>Serving Wire Center</i>  The term "Serving Wire Center" denotes the wire center from which the customer designated location would normally obtain dial tone from the Telephone Company. The "Serving Wire Center" is designated by the Telephone Company based upon the location being served.	

### III. GENERAL REGULATIONS (Continued)

<i>Seven-Digit Manual Test Line</i>  The term "Seven-Digit Manual Test Line" denotes a set of optional features for all Switched Access which allow the IC to select balance, milliwatt, and synchronous test lines of FGA and BSA-A, by manually dialing a seven (7) digit number over the associated Switched Access.	
<i>Short Circuit Test Line</i>  The term "Short Circuit Test Line" denotes the end office circuit which provides an ac short circuit termination of the trunk or line by means of a capacitor of at least four (4) microfarads.	
<i>Signaling Point</i>  The term "Signaling Point (SP)" denotes an SS7 network interface element capable of originating and/or terminating SS7 messages.	
<i>Signaling System 7 (SS7)</i>  The term "Signaling System 7 (SS7)" denotes the layered protocol used for standardized common channel signaling in the United States.	
<i>Signal Transfer Point (STP)</i>  The term "Signal Transfer Point (STP)" denotes a packet switch which provides access to the Telephone Company's SS7 network and performs SS7 message signal routing and screening. The technical interface specifications, transmission specifications, and diversity requirements for interconnecting to the Telephone Company's SS7 network at the STP are as described in Technical Reference GR-905-CORE, Issue 11.	
<i>Signal Transfer Point (STP) Port</i>  The term "Signal Transfer Point (STP) Port" denotes the physical point of termination and interconnection to the STP.	
<i>Statistical Multiplexing</i>  The term technique in which timeslots are dynamically allocated on the basis of need rather than being predetermined; the data is typically transmitted on a first served basis.	
<i>SONET</i>  The term "SONET" (Synchronous Ethernet Private Line) denotes a family of fiber optic transmission bit rates starting at 51.84 Mbps, designed to provide the flexibility needed to transport many digital signals with different capacities.	
<i>Synchronous Test Line</i>  The term "Synchronous Test Line" denotes an arrangement of an end office which performs marginal operational tests of supervisory and ring-tripping functions.	

### III. GENERAL REGULATIONS (Continued)

<i>Synchronous Transfer Module (STM)</i>  STM-1 is the international equivalent SONET's OC3 transmission rate.	
<i>Synchronous Transport Signal (STS1)</i>  The term "Synchronous Transport Signal" (STS1) denotes a 51.84 Mbps signal that is the electrical equivalent of the OC1 or a DS3 with additional Mbps devoted to SONET overhead information. An STS1 can carry a DS3 or 28 DS1s when specifically formatted (mapped). These DS1s may be accessed off-ring using DS3 to DS1 Multiplexing as set forth in Section XXI. or at an enhanced node via a DS3 Transmux port.	
<i>Telecommunications Relay Service (TRS) Carriers</i>  The term "Telecommunications Relay Service (TRS) Carriers" denotes companies/associations which provide two-way communications between an individual with a hearing or speech impairment who uses a Text Telephone or other nonvoice terminal, and an individual who does not use such a device.	
<i>Telecommunications Relay Service (TRS) Equal Access Interconnection</i>  The term "Telecommunications Relay Service (TRS) Equal Access Interconnection" denotes the arrangement by which TRS Carriers interconnect with the Telephone Company to provide originating equal access to their end users. TRS Interconnection is provided from a TRS Carrier over Switched Access Entrance Facilities and Direct Trunked Transport facilities directly to a Telephone Company Access Tandem. The Telephone Company does not provide end office local switching functions with this interconnection arrangement.	
<i>Telecommunications Service Priority (TSP) System</i>  The term "Telecommunications Service Priority (TSP) System" or "TSP System" refers to the regulatory, administrative and operational system authorizing and providing for priority treatment (i.e., the provisioning and restoration) of NSEP Services.	
<i>Temporary Facilities</i>  The term "Temporary Facilities" denotes facilities used to provide FIA to a customer for less than the minimum service period or less than one (1) month, whichever is longer, or to provide FIA while permanent facilities are being constructed.	
<i>Terminating Direction</i>  The term "Terminating Direction" denotes the use of Switched Access for the completion of calls from a CDL to an end user.	
<i>Termination Liability Period</i>  The term "Termination Liability Period" denotes the length of time the customer is liable for a termination charge in the event the Individual Case Basis (ICB) arrangement is terminated.	

### III. GENERAL REGULATIONS (Continued)

<i>Transmuxing</i>	
The term "Transmuxing" denotes the function of a DSR DS3 Transmux port which performs a DS3 to DS1 conversion at a DSR node. The DS3 to DS1 conversions allows a single DSR DS3 Transmux port to be associated with up to twenty-eight (28) VT1.5 mapped DSR DS1 ports. Transmuxing within the DSR network retains DS1 visibility allowing for full, proactive maintenance capability of DS1 signals.	
<i>Trunk</i>	
The term "Trunk" denotes a communications path connecting two switching systems in a network, used in an end-to-end connection.	
<i>Trunk Group</i>	
The term "Trunk Group" denotes a grouping of trunks which are traffic engineered as a unit for the establishment of connections between switching systems in which all of the communications paths are interchangeable.	
<i>Trunk Side Connection</i>	
The term "Trunk Side Connection" denotes the connection of a transmission path to the trunk side of an end office switch.	
<i>U.S. Domestic Offshore Points</i>	
The term "U.S. Domestic Offshore Points" denotes any U.S. location that is not part of the conterminous United States.	
<i>V&amp;H Coordinates Method</i>	
The term "V&H Coordinates Method" denotes a method of computing airline miles between two points by utilizing an established formula which is based on the Vertical (V) and Horizontal (H) coordinates of the two points.	
<i>Virtual EIS</i>	
The term "Virtual EIS" denotes an offering that enables customers to designate or specify equipment needed to terminate basic transmission facilities, including optical terminating equipment and multiplexers, to be located within or upon Telephone Company's wire center or access tandem buildings, and dedicated to such customers use.	
<i>Virtual Connection</i>	
The term "Virtual Connection" denotes a logical channel resulting from call establishment to a network address that exists until the call is terminated by either party.	

### III. GENERAL REGULATIONS (Continued)

<p><i>WATS Serving Office</i></p> <p>The term "WATS Serving Office" denotes a Telephone Company designated serving wire center where switching, screening and/or recording functions are performed in connection with a Special Access Line used with a Switching Interface as in V.B.5.v.<sup>1</sup>.</p>	
<p><i>Wire Center</i></p> <p>The term "Wire Center" denotes a location in which one (1) or more central office switches, and cross connection equipment used for the provision of Telephone Company telecommunications services, are located.</p>	
<p><i>Wire Center Area</i></p> <p>The term "Wire Center Area" denotes the geographic area served by a Wire Center through the use of central office switching equipment, cross connection equipment, and subscriber loops.</p>	
<p><i>X.25 Protocol</i></p> <p>The term "X.25 Protocol" denotes an interface between Data Terminal Equipment and Data Circuit Terminating Equipment for terminals operating in the packet mode on public data networks.</p>	
<p><i>X.75 Protocol</i></p> <p>The term "X.75 Protocol" denotes terminal and transit call control procedures and data transfer system on circuits between packet switched data networks.</p>	
<p><b>G. <u>FIA Services Provided by More than One Telephone Company</u></b></p> <p><b>1. <i>General</i></b></p> <p>When Switched Transport or Special Transport service is provided by more than one telephone company, the telephone companies involved will mutually agree upon one of the billing methods based upon the type of access service and the interconnection arrangements between the telephone companies.</p>	
<p>The telephone company will notify the customer which billing method will be used. The customer will place the ASR as in IV.C..</p>	
<p><b>2. <i>Single Company Billing</i></b></p> <p>The Single Company Billing method may be applied to FGA and BSA-A Switched Access Service.</p>	

---

<sup>1</sup> The use of the terms WATS or WATS-type throughout this tariff is primarily for ordering purposes and is not intended to restrict the use of the customer services when ordering Special Access and Switched Access in combination.

### III. GENERAL REGULATIONS (Continued)

<p>The telephone company receiving the ASR from the customer, as specified in <i>IV.C.1.a.</i>, will arrange to provide the service, determine the applicable charges and bill the customer for the entire service in accordance with its Access tariff. The airline mileage is determined using the V&amp;H method in the NECA Tariff FCC No. 4.</p>	
<p><b>3. <i>Meet Point Billing</i></b></p> <p>Meet Point Billing is required when an access service is provided by multiple Telephone Companies<sup>2</sup> for FGB, FGC, FGD, BSA-B, BSA-C and BSA-D Switched Access services and Special Access. It is optional for FGA and BSA-A Switched Access Services.</p>	
<p>There are two Meet Point Billing Options -- Single Bill and Multiple Bill. The Telephone Company must notify the customer of:</p> <ul style="list-style-type: none"><li>- the Meet Point Billing Option that will be used,</li><li>- the Telephone Company(s) that will render the bill(s),</li><li>- the Telephone Company(s) to whom payment(s) should be remitted, and</li><li>- the Telephone Company(s) that will provide the bill inquiry function.</li></ul>	
<p>The Telephone Company shall provide such notification at the time that an ASR is placed requesting access service. Additionally, the Telephone Company shall provide this notice in writing thirty (30) days in advance of any change.</p> <p>a. Single Bill Option</p> <p>The Single Bill Option allows the customer to receive one (1) bill from one (1) telephone company or its billing agent for access services.</p>	
<p>The Telephone Company(s) that renders the bill to the customer may provide to the customer, cross references to the other Telephone Company(s) service and/or the common circuit identifiers based upon industry standards as contained in the Multiple Exchange Carrier Access Billing (MECAB) Guidelines. Should a billing dispute arise, the terms and conditions of the Billing Company(s) will apply.</p>	
<p>For usage rated access services the access minutes of use will be compiled by the Initial Billing Company and used by the Initial Billing Company and any subsequent Billing Company(s) for the development of access charges.</p> <ul style="list-style-type: none"><li>- The Initial Billing Company for FGB, FGC and FGD, BSA-B, BSA-C and BSA-D Switched Access services is normally the end user's serving office and for WATS usage the Initial Billing Company is normally the WATS serving office. When the Initial Billing Company is other than the normally designated Telephone Company, the Telephone Company will notify the customer.</li></ul>	

---

<sup>2</sup> Meet Point Billing option guidelines, as contained in the MECAB Guidelines, may also be applied to FIA services provided by one exchange carrier in two or more states within a single LATA.

### III. GENERAL REGULATIONS (Continued)

<ul style="list-style-type: none"><li>- The Subsequent Billing Company(s) is any Telephone Company(s) in whose territory a segment of the Switched Transport Facility is provided and/or where the CDL is located.</li></ul>	
<p>The Single Bill option provides three (3) billing alternatives - Single Bill/Single Tariff, Single Bill/Pass-Through Billing and Single Bill/Multiple Tariff - which are described following:</p> <p>(1) Single Bill/Single Tariff</p> <p>Each Telephone Company will receive an ASR or a copy of the ASR from the customer as specified in <i>IV.C.1.b.</i> and arrange to provide the service. The Initial Billing Company will:</p> <ul style="list-style-type: none"><li>- determine the applicable charges and bill in accordance with its tariff;</li><li>- include all recurring and nonrecurring rates and charges of its tariff; and</li><li>- forward the bill to the customer.</li></ul>	
<p>The customer will remit the payment to the Initial Billing Company.</p>	
<p>(2) Single Bill/Pass-Through Billing</p> <p>Each Telephone Company will receive an ASR or a copy of the ASR from the customer as specified in <i>IV.C.1.b.</i> and arrange to provide the service. Each Telephone Company will:</p> <ul style="list-style-type: none"><li>- determine its portion of Switched Transport and/or Special Transport as in <i>III.G.3.c.</i>;</li><li>- determine the applicable charges and bill in accordance with its tariff;</li><li>- include all recurring and nonrecurring rates and charges of its tariff; and</li><li>- forward the bill to the Initial Billing Company for meet point billed access services.</li></ul>	
<p>The Initial Billing Company will:</p> <ul style="list-style-type: none"><li>- apply usage data, when needed, to the bill and calculate the charges;</li><li>- identify each involved Telephone Company's charges separately on the bill;</li><li>- combine all the bills of the involved Telephone Companies of a meet point billed access service into one access bill;</li><li>- forward the bill to the customer; and</li><li>- advise the customer how to remit the payment, either directly to each Telephone Company involved in the provision of this meet point billed service; or, as a single payment made to the Initial Billing Company. If payments are to be sent directly to the Initial Billing Company, the Subsequent Billing Company(s) will provide the customer with written authorization for the payment arrangement.</li></ul>	

### III. GENERAL REGULATIONS (Continued)

<p>(3) Single Bill/Multiple Tariff</p> <p>Each Telephone</p> <ul style="list-style-type: none"> <li>- determine each Telephone Company's portion of switched transport and/or special transport as set forth in <i>III.G.3.c.</i>;</li> <li>- determine the applicable charges and bill in accordance with each Telephone Company's tariff;</li> <li>- include all recurring and nonrecurring charges for each involved Telephone Company;</li> <li>- identify each involved Telephone Company's charges separately on the bill;</li> <li>- forward the bill to the customer; and</li> <li>- advise the customer how to remit the payment, either directly to each Telephone Company involved in the provision of this meet point billed service; or, as a single payment made to the Initial Billing Company. If payments are to be sent directly to the Initial Billing Company, the Subsequent Billing Company(s) will provide the customer with written authorization for the payment arrangement.</li> </ul>	
<p>b. Multiple Bill Option</p> <p>The Multiple Bill option allows all Telephone Companies providing service to bill the customer for their portion of a jointly provided access service. Each Telephone Company will:</p> <ul style="list-style-type: none"> <li>- determine its portion of the Switched Transport and/or Special Transport as set forth in <i>III.G.3.c.</i>;</li> <li>- determine the applicable charges and bill in accordance with its tariff;</li> <li>- include all recurring and nonrecurring rates and charges of its tariff; and</li> <li>- forward the bill to the customer.</li> </ul>	
<p>The customer will remit the payments directly to each Telephone Company.</p>	
<p>c. Meet Point Billing Mileage Calculation</p> <p>Each Telephone Company's portion of the Switched Transport and/or Special Transport mileage will be determined as follows:</p> <p>(1) For Switched Access Tandem-Switched Transport Services, determine the appropriate Tandem-Switched Transport - Facility total miles by computing the number of miles from the access tandem to the serving wire center in the Access Area (i.e., end user serving wire center, or WATS Serving Office), using the V&amp;H method as set forth in the NECA Tariff FCC No. 4. For Special Access Services, and Switched Access Direct-Trunked Transport determine the appropriate Special Transport or Direct-Trunked Transport total miles by computing the number of miles between the serving wire centers involved (i.e., CDL serving wire center, Hub Wire Center, WATS Serving Office, end office, or access tandem) using the V&amp;H method as set forth in the NECA Tariff FCC No. 4. Where the calculated miles include a fraction, the value is rounded up to the next full mile.</p>	
<p>(2) Determine the billing percentage (BP), as set forth in the NECA Tariff FCC No. 4. This represents the portion of the Service provided by each telephone company.</p>	



### III. GENERAL REGULATIONS

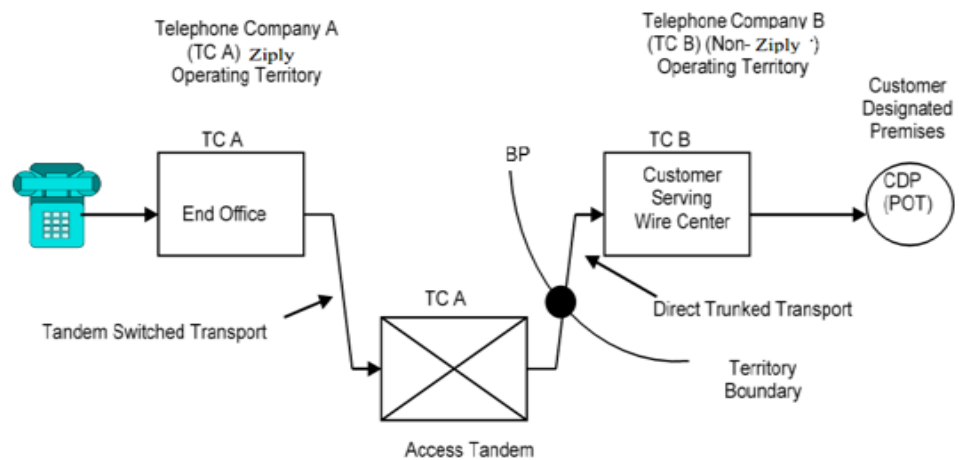
- |   |  |
|---|--|
| <p>(3) For Switched Access Tandem-Switched Transport; 1.) multiply the number of access minutes of use times the number of airline miles as set forth in (1), times the BP of each Telephone Company as set forth in (2), times the Tandem-Switched Transport - Facility rate; 2.) multiply the Tandem-Switched Transport - Termination rate times the number of access minutes times the quantity of terminations. When Terminating Tandem Switched Transport is provided through a ZiPLY Fiber Telephone ILEC access Tandem and the Terminating End Office is not owned by a ZiPLY Fiber Telephone ILEC Company or through an ILEC Access Tandem not owned by a ZiPLY Fiber Telephone ILEC Company and the Terminating End Office is owned by a ZiPLY Fiber Telephone ILEC Company, Terminating – Tandem 3<sup>rd</sup> Party rates are applicable, otherwise Terminating – Tandem End Office rates are applicable. When originating Tandem Switched Transport is provided, Originating rates are applicable.</p> |  |
|---|--|

TRANSMITTAL NO. 7

### III. GENERAL REGULATIONS

Example 1: Originating Switched Access  
(See Diagram 1)

- Feature Group D Switched Access is ordered to End Office.
- Originating End Office and Access Tandem are in the operating territory of a Telephone Company (TC-A).
- Customer Designated Premises is in the operating territory of a Telephone Company (TC-B)
- Assumptions:
  - TC-A Direct Trunk Transport BP = 40%
  - TC-B Direct Trunk Transport BP = 60%
  - Direct Trunked Transport mileage = 26 mi.
  - Tandem Switched Transport mileage = 23 mi.
- Diagram 1

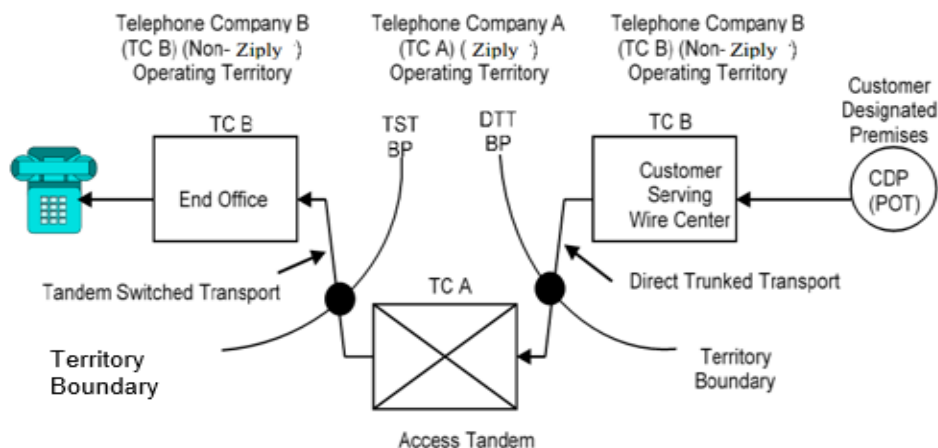


- Telephone Company A charges are:
  - End Office charges = 9,000 min. x EO rate
  - Tandem Switched Transport Facility charge = 9,000 min. x 23 mi. x TSF rate
  - Tandem Switched Transport Termination charge = 2 terminations x 9,000 min. x TST rate
  - Tandem Switching Rate = 9,000 min. x TS rate
  - Direct Trunked Facility charge = 26 mi. x DTF rate x 40%
  - Direct Trunked Termination charge = 1 termination x DTT rate
  - Shared Multiplexing charge = 9,000 min. x SM rate

### III. GENERAL REGULATIONS

Example 2: Terminating Switched Access – Tandem 3<sup>rd</sup> Party  
(See Diagram 2A and 2B)

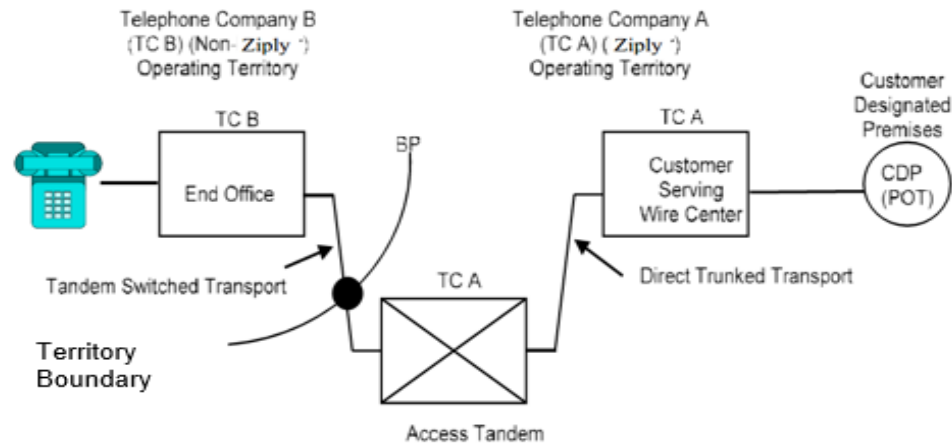
- Feature Group D Switched Access is ordered to End Office.
- Terminating Access Tandem is owned by ZiPLY Fiber Telephone ILEC Companies (TC-A) and End Office is owned by a non-ZiPLY Fiber Telephone Company (TC – B).
- Assumptions:
  - <sup>3</sup>TC-A Direct Trunk Transport BP = 40%
  - <sup>3</sup>TC-B Direct Trunk Transport BP = 60%
  - Direct Trunk Transport mileage = 26 mi.
  - TC-A Tandem Switched Transport BP = 20%
  - TC-B Tandem Switched Transport BP = 80%
  - Tandem Switched Transport mileage = 23 mi.
- Diagram 2A



<sup>3</sup> Where applicable see Diagram 2A.

### III. GENERAL REGULATIONS

- Diagram 2B



- Telephone Company A charges are:
- Tandem Switched Transport Facility-3<sup>rd</sup> Party charge  
= 9,000 min. x 23 mi. x TSF-3<sup>rd</sup> Party rate x 20%
- Tandem Switched Transport Termination-3<sup>rd</sup> Party charge  
= 1 termination x 9,000 min. x TST - 3<sup>rd</sup> Party rate
- Tandem Switching-3<sup>rd</sup> Party Rate = 9,000 min. x TS-3<sup>rd</sup> Party rate
  - Direct Trunked Facility charge  
2A = 26 miles. x DTF rate x 40%  
2B = 26 miles. x DTF rate
  - Direct Trunked Termination charge  
2A = 1 termination x DTT rate  
2B = 2 termination x DTT rate
  - Shared Multiplexing 3<sup>rd</sup> Party Charge = 9,000 min. x SM-3<sup>rd</sup> Party rate

### III. GENERAL REGULATIONS

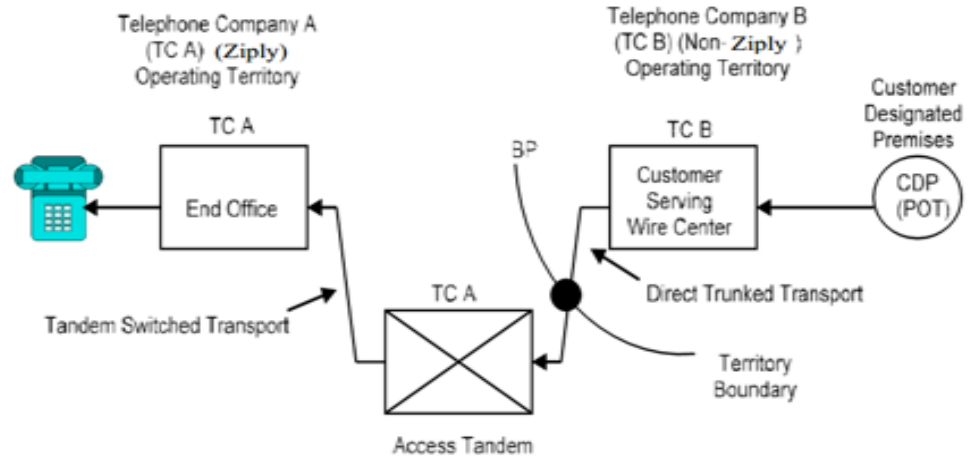
Example 3: Terminating Switched Access – Tandem End Office  
(See Diagram 3)

- Feature Group D Switched Access is ordered to End Office.
- Terminating End Office and Access Tandem are both owned by ZiPLY Fiber Telephone ILEC Companies (TC-A).
- Assumptions:
  - TC-A Direct Trunk Transport BP = 40%
  - TC-B Direct Trunk Transport BP = 60%
  - Direct Trunk Transport mileage = 26 mi.
  - Tandem Switched Transport mileage = 23 mi.

TRANSMITTAL NO. 7

### III. GENERAL REGULATIONS

- Diagram 3

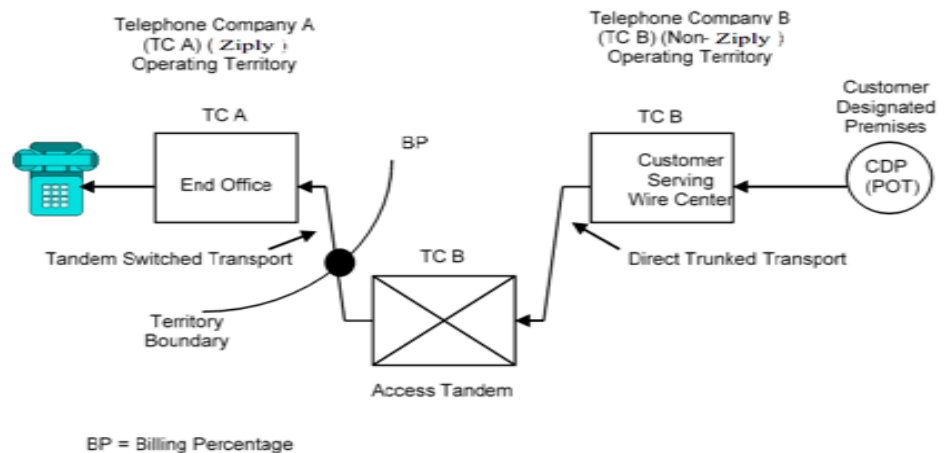


- Telephone Company A charges are:
- End Office Charges = 9,000 min. x EO rate
- Tandem Switched Facility – End Office charge  
= 9,000 min. x 23 mi. x TSF-End Office rate.
- Tandem Switched Transport Termination –End Office charge  
= 2 terminations x 9.000 min. x TST-End Office rate.
- Tandem Switching – End Office charge  
= 9,000 min. x TS-End Office rate
- Direct Trunked Facility Charge  
= 26 miles x DTF rate x 40%
- Direct Trunked Termination charge  
= 1 termination x DTT rate
- Shared Multiplexing charge  
= 9,000 min. x SM-End Office rate

### III. GENERAL REGULATIONS

Example 4: Terminating Switched Access – Tandem 3<sup>rd</sup> Party  
(See Diagram 4)

- Feature Group D Switched Access is ordered to End Office.
- End Office is owned by ZiPLY Fiber Telephone Company (TC-A).
- Access Tandem is owned by a non-ZiPLY Fiber Telephone ILEC Company (TC-B).
- Diagram 4



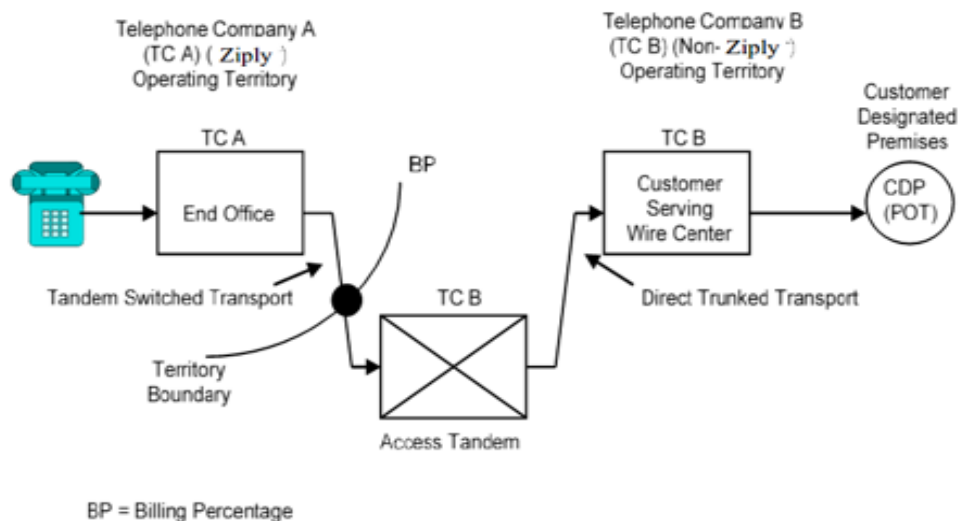
- Telephone Company A charges are:
- End Office charges = 9,000 min x EO rate
- Tandem Switched Facility -3<sup>rd</sup> Party charge  
= 9,000 min. x 23 mi. x TSF-3<sup>rd</sup> Party rate x 80%
- Tandem Switched Termination -3<sup>rd</sup> party charge  
= 1 termination x 9,000 min. x TST-3<sup>rd</sup> Party rate

TRANSMITTAL NO. 7

### III. GENERAL REGULATIONS

Example 5: Originating Switched Access – ZiPLY Fiber Telephone ILEC Company owns only the End Office  
(See Diagram 5)

- Feature Group D Switched Access is ordered to End Office.
- End Office is owned by ZiPLY Fiber Telephone Companies (TC-A).
- Access Tandem is owned by a non-ZiPLY Fiber Telephone ILEC Company (TC-B)
- Assumptions:
  - Direct Trunk Transport mileage = 26 mi.
  - TC-A Tandem Switched Transport BP = 80%
  - TC-B Tandem Switched Transport BP = 20%
  - Tandem Switched Transport mileage = 23 mi.
- Diagram 5



- Telephone Company A charges are:
- End Office charges = 9,000 min. x EO rate
- Tandem Switched Transport Facility charge  
= 9,000 min. x 23 mi. x TSF rate x 80%.
- Tandem Switched Transport Termination charge  
= 1 termination x 9,000 min. x TST rate.

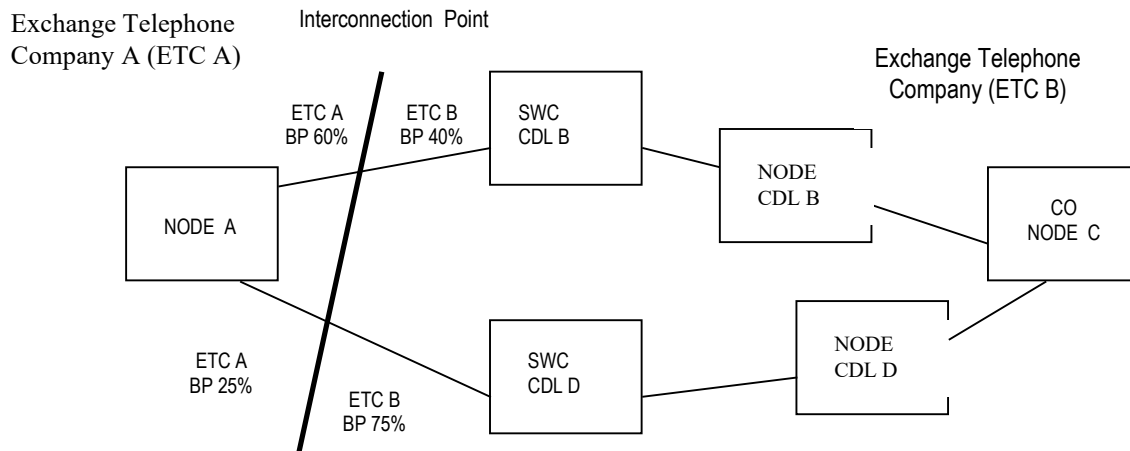
TRANSMITTAL NO. 7



### III. GENERAL REGULATIONS

(4) For Special Access and for Switched Access Direct-Trunked Transport, multiply the number of airline miles as in (1), times the BP for each telephone company as in (2), times the Special Transport or Direct-Trunked Transport Facility rate elements. For DS1 and DS3 Special Transport and DS1 and DS3 Direct-Trunked Transport, multiply the Special Transport Termination or Direct-Trunked Transport Termination rate times the number of terminations provided by the Telephone Company.

(5) For Dedicated SONET Optical Transport Service (DSOTS) as set forth in Section XXI.A. following where the ring is provided within the operating territories of two (2) or more telephone companies, DSOTS ring mileage is determined using the methodology illustrated below.



Step 1 – Calculate the total ring mileage by summing the mileage connecting all locations and devices (Node A to SWC CDL B) + (SWC CDL B to Node CDL B) + (Node CDL B to CO Node C) + (CO Node C to Node CDL D) + (Node CDL D to SWC CDL D) + (SWC Node D to Node A). If the total ring mileage includes a fraction of a mile, the value is rounded up to the next full mile.

Step 2 – Determine the Telephone Company (ETCB) portion of the total ring mileage by first multiplying the mileage between Node A and the SWC of CDL B by the billing percentage (BP) for ETC B (40%) and between the SWC CDL D and Node A by the BP for ETCB (75%) and adding these adjusted mileage segments to the remaining mileage segments on the ring (SWC CDL B to Node CDL B) + (Node CDL B to CO Node C) + (CO Node C to Node CDL D) + (Node CDL D to SWC CDL D). If this ring mileage calculation includes a fraction of a mile, the value is rounded up to the next full mile. If the Telephone Company (ETCB) portion of the total ring mileage is twenty (20) miles or less, utilize the process set forth in Step 3 following to determine the mileage charges for each exchange telephone company involved. If the Telephone Company (ETCB) portion of the total ring mileage is twenty-one (21) miles or over, utilize the process set forth in Step 4 through Step 6 following to determine the mileage charges for each exchange telephone company involved.

### III. GENERAL REGULATIONS

Step 3 – Develop a Ring BP by dividing the Telephone Company (ETCB) portion of the total ring miles determined in Step 2 by the total ring miles determined in Step 1. Next apply this Ring BP to the total ring mileage for ETCB determined in Step 2 and apply the rates set forth in XXI.A.11. for 1-20 total ring miles.	
Step 4 - If the Telephone Company (ETCB) portion of the total ring miles determined in Step 2 is twenty-one (21) miles or more, apply the 1-20 ring mileage rate set forth in XXI.A.11. following to the first twenty (20) miles.	
Step 5 - Determine the remaining Telephone Company (ETCB) portion of the total ring mileage by subtracting twenty (20) miles from the Telephone Company (ETCB) portion of the total ring mileage determined in Step 2. Next apply the rates set forth in XXI.A.11. for mile twenty-one (21) and over up to the Telephone Company (ETCB) portion of the total ring miles.	
Step 6 - The total charge for ring mileage is the sum of the charges for the first twenty (20) miles calculated in Step 4 plus the remaining miles billed at the rate for twenty-one (21) miles and over as calculated in this Step 5.	
d. All other appropriate recurring and nonrecurring charges in each telephone company's Access tariff are applicable.	
e. Where the Tandem-Switched Transport - Facility is provided by more than one telephone company, the Tandem-Switched Transport - Termination rate applies for the termination at the Telephone Company end of the Tandem-Switched Transport (i.e., the first point of switching or the end office serving the end user). The Tandem-Switched Transport - Termination rate will not apply when the Telephone Company is the intermediate provider of the Switched Transport Facility.	
f. The Interconnection charge for Switched Transport shall be billed by the Telephone Company in whose territory the end office is located.	
g. The Shared Trunk Port for Tandem-Switched Transport shall be billed by the Telephone Company in whose territory the end office is located.	
h. For tandem routed trunks, the dedicated trunk port shall be billed by the Telephone Company owning the tandem. For end office direct routed trunks, the dedicated trunk port shall be billed by the Telephone Company owning the end office on a single bill, single tariff or multiple bill, multiple tariff meet point billing arrangement.	
i. The shared multiplexing charge will be assessed to the interexchange carrier by the Telephone Company owning the access tandem under the multiple bill, multiple tariff meet point billing option, and to the initial billing company, by the Telephone Company owning the access tandem, under the single bill, single tariff meet point billing option.	

### III. GENERAL REGULATIONS (Continued)

<p>4. <i>Zone Density Meet Point Billing</i></p> <p>When the Switched Transport facility (Direct-Trunked or Tandem-Switched Transport) and/or Special Transport is provided by more than one telephone company the following regulations apply:</p> <p>a. Switched Access</p> <p>(1) End Office or Access Tandem is in the Telephone Company's Territory:</p> <p>(a) Distance sensitive transport provided by the Telephone Company will be rated according to the zone of the Telephone Company's end office or Telephone Company's access tandem.</p>	
<p>(b) The transport termination provided by the Telephone Company will be rated according to the zone assigned to the Telephone Company's end office or Telephone Company's access tandem.</p>	
<p>(c) Tandem Switching will be rated according to the zone of the Telephone Company's access tandem.</p>	
<p>(2) The Telephone Company is intermediate provider of the transport:</p> <p>(a) Distance sensitive transport will be rated at Zone 1/Band A rates.</p>	
<p>(b) The transport termination rate does not apply if the Telephone Company is the intermediate provider of the transport facility.</p>	
<p>b. Special Access</p> <p>(1) End Office or Access Tandem is in the Telephone Company's Territory</p> <p>(a) Special transport provided by the Telephone Company will be rated according to the zone of the Telephone Company's end office or Telephone Company's access tandem.</p>	
<p>(b) The transport termination provided by the Telephone Company will be rated according to the zone assigned to the Telephone Company's end office or Telephone Company's access tandem.</p>	
<p>(2) The Telephone Company is intermediate provider of the transport.</p> <p>(a) Distance Sensitive Transport will be rated at Zone 1/Band A rates.</p>	
<p>(b) The transport termination rate does not apply if the Telephone Company is the intermediate provider of the transport facility.</p>	

### III. GENERAL REGULATIONS (Continued)

<p><b>H. <u>Service Level Agreement</u></b></p> <p><b>1. <i>Basic Service Level Agreement (Basic SLAs)</i></b></p> <p>Regulations pertaining to Basic SLAs are contained in this tariff as specified following:</p> <table border="0"> <thead> <tr> <th><u>Description</u></th> <th><u>Tariff Reference</u></th> </tr> </thead> <tbody> <tr> <td>Credit Allowance for FIA Interruptions</td> <td><i>III.H.1.a.</i></td> </tr> <tr> <td>Performance Commitment Program</td> <td><i>III.H.1.b.</i></td> </tr> </tbody> </table> <p>a. Credit Allowance for FIA Interruptions</p> <p>(1) General</p> <p>A FIA is interrupted when it becomes unusable to the customer because of a failure of a component used to furnish FIA under this tariff, or when the service is preempted as a result of invoking NSEP Treatment or when the application of protective controls interrupt all transmission paths as set forth in <i>V.B.9.</i> following. An interruption period starts when the Telephone Company personnel are notified by the customer that the FIA is inoperative.</p>	<u>Description</u>	<u>Tariff Reference</u>	Credit Allowance for FIA Interruptions	<i>III.H.1.a.</i>	Performance Commitment Program	<i>III.H.1.b.</i>	
<u>Description</u>	<u>Tariff Reference</u>						
Credit Allowance for FIA Interruptions	<i>III.H.1.a.</i>						
Performance Commitment Program	<i>III.H.1.b.</i>						
<p>The credit allowance(s) for an interruption or for a series of interruptions will be computed based upon the billing method which applies to the service being credited. In no case will the credit allowance for service interruptions exceed the applicable charges for the billing period during which the interruption occurred.</p>							
<p>Subject to Section <i>III.H.4.b.</i> following, in case of an interruption to any service, credit allowance for the period of interruption shall be as follows:</p> <p>(a) For Special Access services other than Program Audio, Videoband and Expanded Interconnection, and for Switched Access Entrance Facilities, Direct-Trunked Transport and Multiplexing services a credit allowance will be made for an interruption period of thirty (30) minutes or more. The allowance will be calculated at the rate of 1/1440 of the monthly charge for the portion of the FIA affected, for each thirty (30) minutes or major fraction thereof that the interruption continues. A major fraction is considered to be sixteen (16) minutes or more beyond the thirty (30) minute period.</p>							
<p>(b) For Program Audio and Videoband Special Access services, a credit allowance will be made for an interruption of thirty (30) seconds or more. Two (2) or more such interruptions occurring during a period of five (5) consecutive minutes shall be considered as one (1) interruption. The allowance will be calculated as follows:</p> <p>(i) For Program Audio Service provided at monthly rates, the credit will be at the rate of 1/8640 of the monthly service rate.</p> <p>(ii) For Program Audio Service provided at daily rates, the credit will be at the rate of 1/288 of the daily rate.</p> <p>(iii) For Temporary Videoband Service provided at hourly rates, the credit will be at 1/12 of the hourly rate.</p>							

### III. GENERAL REGULATIONS (Continued)

<p>(c) <sup>4</sup>Except as noted, all Special Access Services will be eligible for a credit allowance for each occurrence of a service interruption period greater than thirty (30) minutes. The maximum credit allowance will be two hundred dollars (\$200) for each out of service condition within the Telephone Company's facilities and will not exceed the monthly charge for the interrupted service. The credit allowance will not be applied more than once per calendar month. This credit allowance is applicable in all jurisdictions. The credit allowance is in addition to the credit allowance in <i>III.H.1.a.(1)(a)</i> and <i>III.H.1.a.(1)(b)</i>. A credit allowance will not be extended in accordance with conditions in <i>III.A.3.g.</i> and <i>III.H.1.a.(2)</i> for repair of Telephone Company owned facilities.</p>	
<p>The exceptions to this credit allowance are, Part-time Program Audio Service in <i>VI.B.3.</i>, Videoband I and II Services in <i>VI.B.4.</i>, Miscellaneous Special Access Services in <i>VI.H.</i> and Individual Case Basis Services in <i>VI.I.</i></p>	
<p>(d) For certain Special Access services, a Special Access Service Guarantee (SASG) credit allowance will apply in the event that such services experience a service interruption of four (4) or more consecutive hours except as specified in <i>III.H.4.b.</i> following. The SASG credit allowance will apply to Voiceband, monthly Program Audio, Video Digital Transport Service-Type II, Digital Data Service (DDS), and High Capacity DS1 &amp; DS3 Special Access services (collectively, Special Access Services).</p>	
<p>The customer has the option to subscribe to a National SLA Plan as set forth in Section <i>III.H.3.</i> following. When a customer subscribes to a National SLA Plan, SASG credit allowances under this Section <i>III.H.1.a.(1)(d)</i> do not apply to services covered by the National SLA Plan.</p>	

---

<sup>4</sup> Section *III.H.1.a.(1)(c)* is not available for Special Access Services installed after June 1, 2006. The preceding sentence applies to both Special Access Services that are provided on a month-to-month basis and Special Access Services that are provided under a Discount Plan (as defined below).

For Special Access Services installed on or before June 1, 2006, Section *III.H.1.a.(1)(c)* will not be available as follows:

- (a) For Special Access Services provided on a month-to-month basis, after June 1, 2006.
- (b) For Special Access Services provided under a Discount Plan (as defined below), after the date of expiration, termination, or cancellation of the Discount Plan commitment period that is in effect on June 1, 2006.
- (c) For Special Access Services provided under a Discount Plan (as defined below) that are covered by a National Service Level Agreement Plan, during the period that a customer participates in such National Service Level Agreement Plan. The customer has the option to subscribe to a National Service Level Agreement Plan as set forth in Section *III.H.3.* following. Nothing in this paragraph (c) shall in any way limit the effect of paragraph (b) preceding.

As used in this note, "Discount Plan" means any tariff arrangement for the provision of Special Access Services other than on a month-to-month basis.

For any month for which a Special Access Service receives a credit allowance under Section *III.H.1.a.(1)(c)*, that Special Access Service shall not receive a credit allowance under Section *III.H.1.a.(1)(d)*.

### III. GENERAL REGULATIONS (Continued)

<p>If a Special Access Service is eligible for an SASG credit allowance, the Telephone Company shall provide the applicable credit amount as set forth in the table following. The Telephone Company shall bill customer the applicable monthly rate for the Special Access Service, and if customer is eligible to receive the SASG credit allowance, the customer shall receive the SASG credit in a later invoice. Except as stated in this tariff, the SASG credit allowance is in addition to any other credit allowances available under this Section III.H.1.a.. The maximum amount of all credit allowances available under this Section III.H.1.a. for a Special Access Service for a given billing period shall not exceed the total applicable monthly charge paid by the customer for such Special Access Service. The monthly charge will consist of all applicable rate elements charged to the circuit experiencing the service interruption. The SASG credit allowance can only be applied once per month on a per circuit basis. For multi-point circuits, the SASG credit allowance will apply to each leg of the circuit that experiences a service interruption.</p>																																					
<p>The Special Access Service Guarantee (SASG) credit allowance, for each applicable service is listed below and applies to all states:</p> <table> <tr> <th><u>Service</u></th><th><u>SASG (per circuit)</u></th></tr> <tr> <td>Voiceband</td><td>\$20.00</td></tr> <tr> <td>Full-time Program Audio (provided at monthly rates)</td><td></td></tr> <tr> <td>200 – 3500 Hz</td><td>10.00</td></tr> <tr> <td>100 – 5000 Hz</td><td>15.00</td></tr> <tr> <td>50 – 8000 Hz</td><td>20.00</td></tr> <tr> <td>50 – 15000 Hz</td><td>25.00</td></tr> <tr> <td>Video Digital Transport Service–Type II (monthly, 1-year, 2-year, 3-year &amp; 5-year plans)</td><td>100.00</td></tr> <tr> <td>Digital Data Service (DDS)</td><td></td></tr> <tr> <td>2.4 kbps</td><td>40.00</td></tr> <tr> <td>4.8 kbps</td><td>45.00</td></tr> <tr> <td>9.6 kbps</td><td>50.00</td></tr> <tr> <td>19.2 kbps</td><td>55.00</td></tr> <tr> <td>56.0 kbps</td><td>60.00</td></tr> <tr> <td>64.0 kbps</td><td>65.00</td></tr> <tr> <td>High Capacity</td><td></td></tr> <tr> <td>DS1</td><td>160.00</td></tr> <tr> <td>DS3</td><td>400.00</td></tr> </table>		<u>Service</u>	<u>SASG (per circuit)</u>	Voiceband	\$20.00	Full-time Program Audio (provided at monthly rates)		200 – 3500 Hz	10.00	100 – 5000 Hz	15.00	50 – 8000 Hz	20.00	50 – 15000 Hz	25.00	Video Digital Transport Service–Type II (monthly, 1-year, 2-year, 3-year & 5-year plans)	100.00	Digital Data Service (DDS)		2.4 kbps	40.00	4.8 kbps	45.00	9.6 kbps	50.00	19.2 kbps	55.00	56.0 kbps	60.00	64.0 kbps	65.00	High Capacity		DS1	160.00	DS3	400.00
<u>Service</u>	<u>SASG (per circuit)</u>																																				
Voiceband	\$20.00																																				
Full-time Program Audio (provided at monthly rates)																																					
200 – 3500 Hz	10.00																																				
100 – 5000 Hz	15.00																																				
50 – 8000 Hz	20.00																																				
50 – 15000 Hz	25.00																																				
Video Digital Transport Service–Type II (monthly, 1-year, 2-year, 3-year & 5-year plans)	100.00																																				
Digital Data Service (DDS)																																					
2.4 kbps	40.00																																				
4.8 kbps	45.00																																				
9.6 kbps	50.00																																				
19.2 kbps	55.00																																				
56.0 kbps	60.00																																				
64.0 kbps	65.00																																				
High Capacity																																					
DS1	160.00																																				
DS3	400.00																																				

### III. GENERAL REGULATIONS (Continued)

(e) For Switched Access service, billed using assumed minutes of use, a credit allowance will be made for an interruption of twenty-four (24) hours or more. The credit allowance will be calculated at 1/30 of the assumed minutes of use charge for each twenty-four (24) hours or major fraction thereof that the interruption continues. A major fraction is considered to be thirteen (13) hours. No credit will be given where Switched Access billing is based on actual usage.	
(f) For Switched Access service interrupted by an NXX isolation a credit will be given the billed customer of record utilizing the following formula:  300 minutes of Use X the appropriate switched access rate X the number of trunks out of service = the credit allowance	
NXX isolation is defined as a situation whereby a customer in an NPA-NXX is unable to originate a call to the carrier network and/ or receive a call from the carrier network.	
The credit will apply when an out of service condition of thirty (30) minutes or more occurs within the Telephone Company's switched facilities. The credit allowance will not be applied more than once per calendar month. A credit allowance will not be extended in accordance with conditions in <i>III.A.3.g.</i> and <i>III.H.4.b.</i> for repair of Telephone Company owned facilities.	
(g) Switched Access Service Entrance Facilities, Direct-Trunked Transport and Multiplexing will be eligible for a credit allowance for each occurrence of a service interruption period greater than thirty (30) minutes. The maximum credit allowance will be two hundred dollars (\$200) for each out of service condition within the Telephone Company's facilities. The credit allowance will not exceed the monthly charge for the interrupted service and will not be applied more than once per calendar month. This credit allowance is applicable in all jurisdictions. A credit allowance will not be extended in accordance with conditions in <i>III.A.3.g.</i> and <i>III.H.4.b.</i> for repair of Telephone Company owned facilities.	
(h) For Common Channel Signaling System 7 (CCS7) Access Service, described in <i>V.B.10.</i> , a credit allowance will be made for an interruption period of thirty (30) minutes or more. The allowance will be calculated at the rate of 1/1440 of the monthly charge for the portion of the service affected, for each thirty (30) minutes or major fraction thereof that the interruption continues. A major fraction is considered to be sixteen (16) minutes or more beyond the thirty (30) minute period.	

### III. GENERAL REGULATIONS (Continued)

<p>(i) An out of service credit will apply for the following Ethernet Private Line rate elements, where applicable, should the service be interrupted due to the Telephone Company's system's failure to switch to protected electronics and/or facilities within one (1) second in those locations connected to the Telephone Company surveillance system unless such interruptions are a result of conditions outside the Telephone Company's control:</p> <ul style="list-style-type: none"> <li>- Shared Ring Connect</li> <li>- Ring Connect</li> <li>- LAN-wide Premium Transport</li> <li>- Ring-per-mile Transport</li> <li>- ON-net Banded Optical Transport provisioned via ring topology</li> <li>- Custom Connect configured via a ring topology</li> </ul>	
<p>Credit will be predicated on information provided by the Telephone Company's and the customer's network surveillance systems associated with this service arrangement. The Telephone Company and the customer shall each have the opportunity to perform an annual inspection of the other party's network surveillance system to confirm its accuracy. The out-of-service credit will be calculated based on the monthly rate element charges of that portion of the inter-office network rendered inoperative. A maximum limit of one (1) month recurring charge per rate element will be allotted for an interruption or series of interruptions within any one (1) billing period.</p>	
<p>The credit allowance for all other Ethernet Private Line access services will be as shown in <i>III.H.1.a.(1)</i> and (3).</p>	
<p>(j) For Dedicated SONET Optical Transport Service (DSOTS) nodes and network optimization, any single service outage of four (4) hours or more due solely to a Telephone Company facility failure will result in a credit of one hundred percent (100%) of the monthly rates for the applicable DSOTS node or network optimization devices affected. Only one (1) such credit is allowed in a single month's billing period.</p>	
<p>For DSOTS Optical Transport Channels, the following credits will be applied.</p> <ul style="list-style-type: none"> <li>- For protected Optical Transport Channels, any Telephone Company facility failure which is not restored within one (1) minute will result in a credit of one hundred percent (100%) of the monthly rate for the applicable protected optical channels affected. Only one (1) such credit is allowed in a single month's billing period.</li> <li>- For unprotected Optical Transport Channels, no credit applies for a service outage on these channels for which no protection is provided by the Telephone Company</li> <li>- When one (1) or more channels utilizing a multi-port interface card require(s) maintenance, all channels provisioned over that multi-port interface card will be interrupted. No credit will be made for such periods during which all channels on the multi-port interface card are interrupted to allow the Telephone Company to perform required maintenance.</li> </ul>	



### III. GENERAL REGULATIONS (Continued)

<p>(k) For Ethernet Private Line (EPL) Service, any outage due solely to a Telephone Company facility failure will result in a credit of one hundred percent (100%) of the monthly recurring charges for the portion of the service affected. Only one (1) such credit is allowed in a single month's billing period.</p>	
<p>The following credits will be applied.</p> <ul style="list-style-type: none"><li>- For protected On-Net Channel Extensions and On-Net Channel Mileage, a credit of one hundred percent (100%) of one (1) month's recurring charge for the EPL service will apply for any outage that exceeds one (1) minute.</li><li>- For unprotected On-Net Channel Extensions a credit of one hundred percent (100%) of one (1) month's recurring charge for the EPL service will apply if the total outage time exceeds four (4) hours.</li><li>- For EPL services that consist of both unprotected and protected service components, the credit allowance that applies for each outage will be based on the credit allowance provisions for unprotected channels.</li></ul>	
<p>(l) For Dedicated SONET Optical Transport Service (DSOTS) Service, any outage greater than one (1) minute and due solely to a Telephone Company facility failure will result in a credit of one hundred percent (100%) of the monthly rate for the applicable rate elements of the affected service. Only one (1) such credit is allowed in a single month's billing period. When DSR as set forth in Section <i>XXI.B.</i> following is arranged with subtending rings, a credit allowance for a service interruption is applied independently to each ring. For example, if the main DSR becomes interrupted and is eligible for a credit allowance, no credit allowance is due on the subtending ring(s) associated with that main ring unless service on the subtending ring(s) is also interrupted.</p>	
<p>(m) For Dedicated SONET Entrance Facilities, any single service outage of one (1) hour or more and due solely to a Telephone Company facility failure will result in a credit of one hundred percent (100%) of the monthly rate for the applicable DSEF rate elements affected. Only one (1) such credit is allowed in a single month's billing period.</p>	
<p>(2) When a Credit Allowance Does Not Apply</p> <p>Services will not be eligible for credits when any of the conditions set forth in Section <i>III.H.4.b.</i> following exist.</p>	
<p>(3) Use of an Alternative Service Provided by the Telephone Company</p> <p>Should the customer elect to use an alternative service provided by the Telephone Company during the period that a FIA is interrupted, the customer must pay the tariffed rates and charges for the alternative service used.</p>	

### III. GENERAL REGULATIONS (Continued)

<p>(4) Temporary Surrender of a FIA</p> <p>In certain instances, the customer may be requested to surrender a FIA for purposes other than maintenance, testing or activity relating to an ASR. If the customer consents, or in the instance of preemption under NSEP Treatment as set forth in Section <i>III.A.9.</i> preceding, a credit allowance will be granted. The credit allowance will be determined in accordance with <i>III.H.1.a.(1)</i> and (2) preceding.</p>	
<p>b. Performance Commitment Program</p> <p>All refunds under the Performance Commitment Program will be provided as a credit adjustment to the customer's bill.</p> <p>(1) Performance Commitment Program – Provisioning</p> <p>The Telephone Company assures that orders for FIA will be installed and available for customer use no later than the Service Date as referenced in Section <i>IV.B.1.</i>, Service Date Intervals. The failure of the Telephone Company to meet the service date of an order will result in the refund of all NRCs associated with that order. The Telephone Company's liability for failure to meet this commitment is limited to the refund of the NRCs for the order associated with the missed Service Date.</p>	
<p>The customer has the option to subscribe to a National SLA Plan as set forth in Section <i>III.H.3.</i> following. When a customer subscribes to a National SLA Plan, credits under this Section <i>III.H.1.b.</i> do not apply to services covered by the National SLA Plan. The Performance Commitment Program - Provisioning does not apply when any of the conditions set forth in Section <i>III.H.4.a.</i> following exist.</p>	
<p>(2) Performance Commitment Program – IC Desired Due Date for PIC Installation</p> <p>The Telephone Company assures that the IC Desired Due Date (ICDDD) for PIC Installation, as set forth in <i>VII.E.11.</i>, will be provided as negotiated. The failure of the Telephone Company to meet the ICDDD will result in the refund, to the IC's end user/agent customer, of the Nonrecurring Charge for Primary Interexchange Carrier, as set forth in <i>VII.E.12.</i>.</p>	

### III. GENERAL REGULATIONS (Continued)

<p><b>2. Enhanced Service Level Agreements (Enhanced SLAs)</b></p> <p>Regulations pertaining to Enhanced SLAs are contained in this tariff as specified following:</p> <table> <tr> <th><u>Description</u></th><th><u>Tariff Reference</u></th></tr> <tr> <td>Integrated Optical Service Rider SLAs</td><td><i>III.H.2.a.</i></td></tr> <tr> <td>(Reserved for Future Use)</td><td><i>III.H.2.b.</i></td></tr> <tr> <td>2009 Enhanced SLA Plan for Qualifying Services</td><td><i>III.H.2.c.</i></td></tr> <tr> <td>2010 Enhanced SLA Plan for Qualifying Services</td><td><i>III.H.2.d.</i></td></tr> </table> <p>a. Integrated Optical Service Rider SLAs</p> <p>(1) General</p> <p>(a) With the exception of those Integrated Optical Service Riders provided subject to Section XXV.C. following, the SLAs set forth in this Section <i>III.H.2.a.</i> apply to all other Integrated Optical Service Riders set forth in Section XXV. following ("Qualifying Services").</p>		<u>Description</u>	<u>Tariff Reference</u>	Integrated Optical Service Rider SLAs	<i>III.H.2.a.</i>	(Reserved for Future Use)	<i>III.H.2.b.</i>	2009 Enhanced SLA Plan for Qualifying Services	<i>III.H.2.c.</i>	2010 Enhanced SLA Plan for Qualifying Services	<i>III.H.2.d.</i>
<u>Description</u>	<u>Tariff Reference</u>										
Integrated Optical Service Rider SLAs	<i>III.H.2.a.</i>										
(Reserved for Future Use)	<i>III.H.2.b.</i>										
2009 Enhanced SLA Plan for Qualifying Services	<i>III.H.2.c.</i>										
2010 Enhanced SLA Plan for Qualifying Services	<i>III.H.2.d.</i>										
(b) The monthly recurring rate(s) for the Qualifying Service are the Integrated Optical Service Rider Appearances.											
(c) To receive credit, the Telephone Company must receive from the customer a written request for credit within sixty (60) calendar days of the end of the calendar month in which the SLA threshold was missed. The customer's request for credit must be submitted to the appropriate Telephone Company in a manner mutually agreed upon by the Telephone Company and the customer. The request must include a list of the identification numbers of all impacted circuits.											
<p>(2) Availability</p> <p>(a) Availability refers to the percentage of time over a calendar month that a Qualifying Service is able to transmit data over the Telephone Company's integrated optical service. A Qualifying Service is unavailable if data cannot be transmitted because of a failure of a facility component within the Telephone Company's integrated optical service that is used to furnish the Qualifying Service provided under this Tariff.</p>											
(b) Availability is calculated as follows: $\text{Availability} = (1440 \times \text{Number of Days in Month}) - (\text{Number of Minutes the Service is unavailable during Month}) / (1440 \times \text{Number of Days in Month})$ . The number of minutes the Service is unavailable is as determined by the Telephone Company.											
(c) The Telephone Company threshold for Availability under this Section in a calendar month is 99.999%.											

### **III. GENERAL REGULATIONS (Continued)**

(d) If Availability under this Section is less than the threshold, then a credit equal to twenty-five percent (25%) of the monthly recurring rate(s) for the affected Qualifying Service applies. Only one (1) such credit is allowed in a single month's billing period.	
(3) Mean time to Restore (MTTR)  (a) MTTR applies to an interruption of service that is within the Telephone Company's integrated optical service.	
(b) Interruption of service is defined as a condition which renders a Qualifying Service unusable to the customer (i.e., data cannot be transmitted) because of a failure of a facility within the Telephone Company's integrated optical service that is used to furnish the Qualifying Service under this tariff. The Telephone Company will initiate a trouble ticket on all DS1 Qualifying Service interruptions reported by the customer. The Telephone Company will initiate a trouble ticket on all DS3 Qualifying Service interruptions reported by the customer and/or detected by the Telephone Company's network.	
(c) MTTR for a calendar month shall be the average of all Time to Restore (TTR), as calculated by the Telephone Company. The TTR is the period of time the Qualifying Service is unavailable between the opening and closing of the trouble ticket, minus any stop clock time that was logged against the trouble ticket. Stop clock time includes, by way of example, the following times:  - Periods when customer testing is occurring.	
- Periods when the customer is working on its own Customer Premises Equipment (CPE) and has not yet released the Qualifying Service to the Telephone Company for maintenance, testing or repair.	
- Periods when the Telephone Company is awaiting customer authorization to commence work on the Qualifying Service.	
- Periods when the Telephone Company is denied access to premises or facilities necessary to diagnose, repair, or test a Qualifying Service.	
- Periods following repair of the Qualifying Service when the ticket is held open by the customer to ensure the trouble is resolved.	
(d) MTTR is calculated by summing TTR for all measured tickets for the customer for the calendar month and dividing by the total number of tickets for that customer during that month.	
(e) MTTR excludes any subsequent reports (i.e., additional customer inquiries while the trouble is pending), CPE troubles, trouble found on the customer's side of the point of demarcation, no trouble found, troubles closed due to customer action, force majeure events, and troubles repaired by the Telephone Company prior to receipt of a trouble report on that Qualifying Service.	

### III. GENERAL REGULATIONS (Continued)

(f) The threshold for MTTR in a calendar month is two and one-half (2 1/2) hours for Qualifying Services.	
(g) If the MTTR is greater than two and one-half (2 1/2) hours over the calendar month for all of customer's Qualifying Services, then a credit equal to twenty-five percent (25%) of the monthly recurring rate(s) for the affected Qualifying Service applies for those Qualifying Services that were the subject of a trouble ticket during the measured calendar month whose TTR exceeded two and one-half (2 1/2) hours. Only one (1) such credit is allowed in a single month's billing period. If the MTTR is two and one-half (2 1/2) hours or less on all of customer's Qualifying Services, then no credit applies to any Qualifying Service, even if the TTR on a particular Qualifying Service exceeded such threshold.	
(4) Qualifying Services will not be included in threshold measurements under this Section <i>III.H.2.a.</i> and will not be eligible for credits under this Section <i>III.H.2.a.</i> , when any of the conditions set forth in Section <i>III.H.4.b.</i> following exist.	
b. (Reserved for Future Use)	
c. 2009 Enhanced SLA Plan for Qualifying Services <sup>5</sup>  For certain DS1 and DS3 Special Access Services, the 2009 Enhanced SLA Plan for Qualifying Services (2009 Enhanced SLA Plan) is available, at the option of the customer, in lieu of National SLAs and Basic SLAs. The 2009 Enhanced SLA Plan specifies performance criteria against which actual performance for Qualifying Services will be compared. The 2009 Enhanced SLA Plan provides a customer with credit in the event the Telephone Company does not meet the defined performance criteria.  (1) General  (a) The 2009 Enhanced SLA Plan is available at the customer's option. The customer must subscribe to the 2009 Enhanced SLA Plan in accordance with (b) following.	
(b) During the period that a customer participates in the 2009 Enhanced SLA Plan, for the states for which the customer participates in the 2009 Enhanced SLA Plan, the customer will not be eligible to receive credits for Qualifying Services (as defined in (1)(d) following) under Section <i>III.H.1.</i> preceding, Basic Service Level Agreements (Basic SLAs). During the period that a customer participates in the 2009 Enhanced SLA Plan, the customer will not be eligible to receive credits for Qualifying Services (as defined in (1)(d) following) under Section <i>III.H.3.</i> following, National Service Level Agreements (National SLAs).	

---

<sup>5</sup> Provisions expire December 31, 2009, unless sooner cancelled, changed, or extended.

### III. GENERAL REGULATIONS (Continued)

(c) The 2009 Enhanced SLA Plan includes the following:  (i) On Time Provisioning, as set forth in (3) following, and	
(ii) Availability, as set forth in (4) following.	
(d) The 2009 Enhanced SLA Plan applies to the following services ("Qualifying Services"):  (i) DS1  - High Capacity Digital DS1 Service, as set forth in Section VI.C.6.a. following.	
(ii) DS3  - High Capacity Digital DS3 Service, as set forth in Section VI.C.6.e. following. - DS3 High Capacity Service, as set forth in Section VI.F.11. following.	
(e) A Qualifying Service will be included in the 2009 Enhanced SLA Plan only if it includes one (1) or more of the following rate elements:  - Special Access Line (as described in Section VI.A.1.c. following), or - Special Transport (as described in Section VI.A.1.b. following).	
Credits under the 2009 Enhanced SLA Plan shall apply only to Qualifying Services included in the 2009 Enhanced SLA Plan.	
(f) For any calendar month, the combined total of all credits applied to an individual Qualifying Service pursuant to this tariff may not exceed the total nonrecurring installation charges billed to the customer for that individual Qualifying Service for that calendar month plus one (1) month of the monthly recurring charges billed to the customer for that individual Qualifying Service.	
(2) Subscription and Term of the 2009 Enhanced SLA  (a) To participate in the 2009 Enhanced SLA Plan, the customer must submit a subscription, in writing, to the Telephone Company. The subscription shall include information needed by the Telephone Company to identify the customer and the Qualifying Services (including, for example, an Access Customer Name Abbreviation (ACNA) for the customer or a list of all Billing Account Numbers (BANs) and circuit IDs for Qualifying Services).	

### III. GENERAL REGULATIONS

<p>(b) The customer must designate the region for which it is subscribing, which must include two (2) or more states. The customer may subscribe to the 2009 Enhanced SLA Plan for all of the states covered by this tariff or for only some of the states covered by this tariff. However, the customer must either subscribe to the 2009 Enhanced SLA Plan set forth in this tariff for at least two (2) states in which the customer has Qualifying Services, or subscribe to the 2009 Enhanced SLA Plan set forth in this tariff for one state in which the customer has Qualifying Services and to the 2009 Enhanced SLA Plan for Qualifying Services set forth in The ZiPLY Fiber Telephone Companies Tariff F.C.C. No. 4, Section III.G.2.c., or Tariff F.C.C. No. 6 Section 2.7.2.3, for at least one (1) other state in which the customer has Qualifying Services.</p>	
<p>The customer must designate on its subscription the states for which the customer is subscribing to the 2009 Enhanced SLA Plan. All of the customer's ACNAs within the designated states must be included in the 2009 Enhanced SLA Plan. If after a customer has subscribed to the 2009 Enhanced SLA Plan for a state the customer acquires an additional ACNA(s) for that state, the customer must submit a subscription adding such ACNA(s) to the 2009 Enhanced SLA Plan. If the customer does not have an ACNA, all of its BANs within the designated states must be included in the 2009 Enhanced SLA Plan. If after a customer who does not have an ACNA has subscribed to the 2009 Enhanced SLA Plan for a state, the customer acquires an additional BAN(s) for that state, the customer must submit a subscription adding such BAN(s) to the 2009 Enhanced SLA Plan. Subject to acceptance of the subscription for the additional ACNA(s) or BAN(s) by the Telephone Company, the subscription for the additional ACNA(s) or BAN(s) shall become effective within the same time frame as the time frame for a new subscription to the 2009 Enhanced SLA Plan to become effective as provided in (2)(d) following.</p>	
<p>(c) As a condition for participation in the 2009 Enhanced SLA Plan, there must be a combined total of at least thirty-five (35) measured transactions (combined total orders and trouble reports) for the customer per calendar month measured under (3) and (4) following and The ZiPLY Fiber Telephone Companies Tariff F.C.C. No. 4, Section III.G.2.c.(3) and (4), and Tariff F.C.C. No. 6, Sections 2.7.2.3(C) and (D). In addition, at least fifty percent (50%) of the combined total number of transactions (combined total orders and trouble reports) for the customer measured under (3) and (4) following and The ZiPLY Fiber Telephone Companies Tariff F.C.C. No. 4, Section III.G.2.c.(3) and (4), and Tariff F.C.C. No. 6, Sections 2.7.2.3(C) and (D), must be electronic transactions. Failure to maintain either of these minimum requirements for three (3) consecutive months, except when the failure is due to the unavailability of Telephone Company systems for electronic submission of ordering and repair transactions, will result in termination of the customer's subscription to the 2009 Enhanced SLA Plan. The Telephone Company will provide the customer written notice of such termination. Such termination shall be effective at 11:59 PM on the last day of the calendar month following the calendar month in which the Telephone Company provided the customer notice of termination. Following such termination, the customer may not resubscribe to the 2009 Enhanced SLA Plan.</p>	

TRANSMITTAL NO. 7

### III. GENERAL REGULATIONS

<p>(d) The 2009 Enhanced SLA Plan will become effective for a qualifying customer on a date agreed to by the customer and the Telephone Company that is within sixty (60) days following receipt and acceptance by the Telephone Company of the customer's written subscription request (provided that the 2009 Enhanced SLA Plan shall not become effective for a customer prior to January 1, 2009). All subscriptions will become effective on the first day of a calendar month. A subscription will apply to the calendar month in which it becomes effective and to each calendar month thereafter through December 2009, unless cancelled sooner in accordance with this Tariff. The 2009 Enhanced SLA Plan will end on December 31, 2009, unless cancelled sooner by the Telephone Company. The Telephone Company will not perform any measurements under the 2009 Enhanced SLA Plan for months after December 2009. The customer will not receive any credits under the 2009 Enhanced SLA Plan for months after December 2009.</p>	
<p>(e) A customer who has initially subscribed to the 2009 Enhanced SLA Plan for less than all of the states covered by this tariff may add one (1) or more additional states to the 2009 Enhanced SLA Plan by submitting a subscription for these additional states. Subject to acceptance of the subscription by the Telephone Company, the subscription for an additional state shall become effective within the same time frame as the time frame for a new subscription to the 2009 National SLA Plan to become effective as provided in (2)(d) preceding. Subject to the requirement for participation of at least two (2) states in the 2009 Enhanced SLA Plan as provided in (2)(b) preceding, a customer who has subscribed to the 2009 Enhanced SLA Plan may remove one (1) or more states from the 2009 Enhanced SLA Plan. The removal of a state from the 2009 Enhanced SLA Plan shall become effective within the same time frame as the time frame for termination of the 2009 Enhanced SLA Plan to become effective as provided in (2)(f) following. If a customer removes a state from the 2009 Enhanced SLA Plan, the customer may not resubscribe to the 2009 Enhanced SLA Plan for that state.</p>	
<p>(f) A customer may terminate its subscription for the 2009 Enhanced SLA Plan by providing written notice of termination to the Telephone Company. If the customer's notice of termination is received by the Telephone Company on or before the twentieth (20<sup>th</sup>) day of a calendar month, the termination shall be effective at 11:59 PM on the last day of the calendar month in which such notice of termination is received by the Telephone Company. For instance, if the Telephone Company receives the notice of termination on October 19<sup>th</sup>, the termination will be effective at 11:59 PM on October 31<sup>st</sup>. If the customer's notice of termination is received by the Telephone Company after the twentieth (20<sup>th</sup>) day of a calendar month, the termination will be effective at 11:59 PM on the last day of the calendar month following the calendar month in which the Telephone Company receives the notice of termination. For instance, if the Telephone Company receives the notice of termination on October 27<sup>th</sup>, the termination will be effective at 11:59 PM on November 30<sup>th</sup>.</p>	



### III. GENERAL REGULATIONS (Continued)

<p>(3) On Time Provisioning</p> <p>(a) On Time Provisioning is defined as the Telephone Company providing service to the customer no later than the confirmed Service Date (Due Date) (as defined in Section <i>III.F.</i> preceding) provided by the Telephone Company to the customer. The Due Date is provided to the customer after the order has been verified for order accuracy, availability of required facilities and components, and completion of ordering and design related forms and documents (including, by way of example, network design, configuration, and data gathering form(s) and ASRs).</p>	
<p>(b) Subject to Section <i>III.H.4.a.</i> following, failure to meet the Due Date for installation of an individual Qualifying Service due to Telephone Company reasons will result in a one-time credit equal to the sum of one hundred percent (100%) of the applicable nonrecurring installation charge(s) (described in Section <i>VI.F.1.f.</i> following) billed to the customer for that individual Qualifying Service plus ten percent (10%) of one (1) month of the monthly recurring charge(s)<sup>6</sup> billed to the customer for that individual Qualifying Service.</p>	
<p>(c) Only one (1) credit under this Section <i>III.H.2.c.(3)</i> will be applied to an individual Qualifying Service, regardless of the number of missed Due Dates on that individual Qualifying Service. For any calendar month, the combined total of all credits applied pursuant to this tariff to an individual Qualifying Service that was not installed by the Due Date may not exceed the total nonrecurring installation charges billed to the customer for that individual Qualifying Service for that calendar month plus one (1) month of the monthly recurring charges billed to the customer for that individual Qualifying Service. The monthly recurring charges for the individual Qualifying Service will consist of all applicable monthly recurring rate elements charged to that individual Qualifying Service. This limitation shall apply even if the customer is eligible for credits under two (2) or more sections of this tariff (for example, under both (3) and (4)).</p>	
<p>(d) Qualifying Services will not be eligible for credits under this Section <i>III.H.2.c.(3)</i>, when any of the conditions set forth in Section <i>III.H.4.a.</i> following exist.</p>	
<p>(4) Availability</p> <p>(a) Availability refers to the percentage of time that an individual Qualifying Service is available for customer use during a calendar month. The Telephone Company threshold for Availability is 99.90% in a calendar month. The Telephone Company will not round up the calculation to reach the 99.90% threshold.</p>	

---

<sup>6</sup> The monthly recurring charge(s) (MRC(s)) for the individual Qualifying Service will consist of all applicable monthly recurring rate elements charged to that individual Qualifying Service.

### III. GENERAL REGULATIONS (Continued)

<p>(b) Availability as calculated for an individual Qualifying Service = <math>\frac{[(1440 \text{ minutes} \times \text{number of calendar days in the calendar month}) - (\text{number of minutes out of service during the calendar month})]}{(1440 \text{ minutes} \times \text{number of calendar days in the calendar month})} \times 100</math>.</p>	
<p>For example, , if an individual Qualifying Service was out of service over the course of a thirty (30) calendar day month for one hundred twenty (120) minutes, Availability would be calculated as follows:</p> <p><math>\frac{[(1440 \text{ minutes} \times 30 \text{ days}) - 120 \text{ minutes out of service}]}{(1440 \text{ minutes} \times 30 \text{ days})} \times 100 = \text{Percent Availability}</math></p> <p><math>\frac{[43,200 - 120]}{43,200} \times 100 = \text{Percent Availability}</math></p> <p><math>\frac{43,080}{43,200} \times 100 = \text{Percent Availability}</math></p> <p><math>0.99722 \times 100 = 99.72\% \text{ Availability}</math></p>	
<p>(c) A Qualifying Service is out of service (interrupted) when it becomes unusable to the customer because of a failure of a facility component within the Telephone Company's network that is used to furnish service under this tariff.</p>	
<p>(d) Availability for a calendar month is based on the cumulative total of all service interruptions on the individual Qualifying Service as calculated by the Telephone Company. In calculating Availability, the number of minutes out of service is equal to and computed in the same fashion as the Telephone Company computes the number of minutes for time to repair (TTR) as described in this Section <i>III.H.2.c.(4)(d)</i> following. TTR applies to a customer-reported service interruption on a Qualifying Service that is within the Telephone Company's network (outside plant or central office). When the customer reports trouble to the Telephone Company, a trouble ticket is opened. TTR is the restored date and time (the trouble ticket closed time) minus the reported date and time (the trouble ticket start time) minus any stop clock time associated with hold, no access, or suspend that was logged against the trouble ticket. Stop clock time includes, by way of example, the following times:</p> <p>(i) Periods when customer testing is occurring.</p>	
<p>(ii) Periods when the customer is working on its own Customer Premises Equipment (CPE) and has not yet released the Qualifying Service to the Telephone Company for maintenance, testing or repair.</p>	
<p>(iii) Periods when the Telephone Company is awaiting customer authorization to commence work on the Qualifying Service.</p>	
<p>(iv) Periods when the Telephone Company is denied access to premises or facilities necessary to diagnose, repair, or test a Qualifying Service.</p>	

### III. GENERAL REGULATIONS (Continued)

(v) Periods following repair of a Qualifying Service when the ticket is held open by the customer to ensure the trouble is resolved.													
(e) Measurements of Availability exclude any subsequent reports (i.e., additional customer inquiries while the trouble is pending), CPE troubles, trouble found on the customer's side of the point of demarcation, troubles closed due to customer action, and troubles repaired by the Telephone Company prior to receipt of a trouble report on that Qualifying Service.													
<p>(f) Subject to Section <i>III.H.4.b.</i> following, if Availability for a measured calendar month is less than 99.90% for an eligible individual Qualifying Service, a one-time credit equal to a percentage of one (1) month of the monthly recurring charge(s) (MRCs)<sup>7</sup> billed to the customer for that individual Qualifying Service will apply to the individual Qualifying Service that did not meet the threshold as set forth in the following table.</p> <table> <tr> <th><u>Availability Percentage</u></th><th><u>Credit Allowance</u></th></tr> <tr> <td>Equal to or greater than 99.90%</td><td>None</td></tr> <tr> <td>99.57% to 99.89%</td><td>10% MRC</td></tr> <tr> <td>99.25% to 99.56%</td><td>20% MRC</td></tr> <tr> <td>98.90% to 99.24%</td><td>30% MRC</td></tr> <tr> <td>Less than 98.90%</td><td>40% MRC</td></tr> </table>	<u>Availability Percentage</u>	<u>Credit Allowance</u>	Equal to or greater than 99.90%	None	99.57% to 99.89%	10% MRC	99.25% to 99.56%	20% MRC	98.90% to 99.24%	30% MRC	Less than 98.90%	40% MRC	
<u>Availability Percentage</u>	<u>Credit Allowance</u>												
Equal to or greater than 99.90%	None												
99.57% to 99.89%	10% MRC												
99.25% to 99.56%	20% MRC												
98.90% to 99.24%	30% MRC												
Less than 98.90%	40% MRC												
(g) Only one (1) credit under this Section <i>III.H.2.c.(4)</i> will be applied in a calendar month to an individual Qualifying Service. For any calendar month, the combined total of all credits applied pursuant to this tariff to an individual Qualifying Service whose Availability was less than the 99.90% threshold may not exceed the total nonrecurring installation charges billed to the customer for that individual Qualifying Service for that calendar month plus one (1) month of the monthly recurring charges billed to the customer for that individual Qualifying Service. The monthly recurring charges for the individual Qualifying Service will consist of all applicable monthly recurring rate elements charged to that individual Qualifying Service. This limitation shall apply even if the customer is eligible for credits under two (2) or more sections of this tariff (for example, under both (3) and (4)).													
(h) Qualifying Services will not be included in threshold measurements under this Section <i>III.H.2.c.(4)</i> and will not be eligible for credits under this Section <i>III.H.2.c.(4)</i> , when any of the conditions set forth in Section <i>III.H.4.b.</i> following exist.													

<sup>7</sup> The monthly recurring charge(s) (MRC(s)) for the individual Qualifying Service will consist of all applicable monthly recurring rate elements charged to that individual Qualifying Service.

### III. GENERAL REGULATIONS (Continued)

<p>d. 2010 Enhanced SLA Plan for Qualifying Services</p> <p>For certain DS1 and DS3 Special Access Services, the 2010 Enhanced SLA Plan for Qualifying Services (2010 Enhanced SLA Plan) is available, at the option of the customer, in lieu of National SLAs and Basic SLAs. The 2010 Enhanced SLA Plan specifies performance criteria against which actual performance for Qualifying Services will be compared. The 2010 Enhanced SLA Plan provides a customer with credit in the event the Telephone Company does not meet the defined performance criteria.</p> <p>(1) General</p> <p>(a) The 2010 Enhanced SLA Plan is available at the customer's option. The customer must subscribe to the 2010 Enhanced SLA Plan in accordance with (b) following.</p>	
<p>(b) During the period that a customer participates in the 2010 Enhanced SLA Plan, for the states for which the customer participates in the 2010 Enhanced SLA Plan, the customer will not be eligible to receive credits for Qualifying Services (as defined in (1)(d) following) under Section III.H.1. preceding, Basic Service Level Agreements (Basic SLAs). During the period that a customer participates in the 2010 Enhanced SLA Plan, the customer will not be eligible to receive credits for Qualifying Services (as defined in (1)(d) following) under Section III.H.3. following, National Service Level Agreements (National SLAs).</p>	
<p>(c) The 2010 Enhanced SLA Plan includes the following:</p> <p>(i) On Time Provisioning, as set forth in (3) following, and</p>	
<p>(ii) Availability, as set forth in (4) following.</p>	
<p>(d) The 2010 Enhanced SLA Plan applies to the following services ("Qualifying Services"):</p> <p>(i) DS1</p> <ul style="list-style-type: none"> <li>- High Capacity Digital DS1 Service, as set forth in Section VI.C.6.a. following.</li> </ul>	
<p>(ii) DS3</p> <ul style="list-style-type: none"> <li>- High Capacity Digital DS3 Service, as set forth in Section VI.C.6.e. following.</li> <li>- DS3 High Capacity Service, as set forth in Section VI.F.11. following.</li> </ul>	
<p>(e) A Qualifying Service will be included in the 2010 Enhanced SLA Plan only if it includes one (1) or more of the following rate elements:</p> <ul style="list-style-type: none"> <li>- Special Access Line (as described in Section VI.A.1.c. following), or</li> <li>- Special Transport (as described in Section VI.A.1.b. following).</li> </ul>	

### III. GENERAL REGULATIONS

Credits under the 2010 Enhanced SLA Plan shall apply only to Qualifying Services included in the 2010 Enhanced SLA Plan.	
(f) For any calendar month, the combined total of all credits applied to an individual Qualifying Service pursuant to this tariff may not exceed the total nonrecurring installation charges billed to the customer for that individual Qualifying Service for that calendar month plus one (1) month of the monthly recurring charges billed to the customer for that individual Qualifying Service.	
(2) Subscription and Term of the 2010 Enhanced SLA	
(a) To participate in the 2010 Enhanced SLA Plan, the customer must submit a subscription, in writing, to the Telephone Company. The subscription shall include information needed by the Telephone Company to identify the customer and the Qualifying Services (including, for example, an Access Customer Name Abbreviation (ACNA) for the customer or a list of all Billing Account Numbers (BANs) and circuit IDs for Qualifying Services).	
(b) The customer must designate the region for which it is subscribing, which must include two (2) or more states. The customer may subscribe to the 2010 Enhanced SLA Plan for all of the states covered by this tariff or for only some of the states covered by this tariff. However, the customer must either subscribe to the 2010 Enhanced SLA Plan set forth in this tariff for at least two (2) states in which the customer has Qualifying Services, or subscribe to the 2010 Enhanced SLA Plan set forth in this tariff for one state in which the customer has Qualifying Services and to the 2010 Enhanced SLA Plan for Qualifying Services set forth in The ZiPLY Fiber Telephone Companies Tariff F.C.C. No. 4, Section III.G.2.d., or Tariff F.C.C. No. 6, Section 2.7.2.4, for at least one (1) other state in which the customer has Qualifying Services.	
The customer must designate on its subscription the states for which the customer is subscribing to the 2010 Enhanced SLA Plan. All of the customer's ACNAs within the designated states must be included in the 2010 Enhanced SLA Plan. If after a customer has subscribed to the 2010 Enhanced SLA Plan for a state the customer acquires an additional ACNA(s) for that state, the customer must submit a subscription adding such ACNA(s) to the 2010 Enhanced SLA Plan. If the customer does not have an ACNA, all of its BANs within the designated states must be included in the 2010 Enhanced SLA Plan. If after a customer who does not have an ACNA has subscribed to the 2010 Enhanced SLA Plan for a state, the customer acquires an additional BAN(s) for that state, the customer must submit a subscription adding such BAN(s) to the 2010 Enhanced SLA Plan. Subject to acceptance of the subscription for the additional ACNA(s) or BAN(s) by the Telephone Company, the subscription for the additional ACNA(s) or BAN(s) shall become effective within the same time frame as the time frame for a new subscription to the 2010 Enhanced SLA Plan to become effective as provided in (2)(d) following.	

TRANSMITTAL NO. 7

### III. GENERAL REGULATIONS

<p>(c) As a condition for participation in the 2010 Enhanced SLA Plan, there must be a combined total of at least thirty-five (35) measured transactions (combined total orders and trouble reports) for the customer per calendar month measured under (3) and (4) following and The ZiPLY Fiber Telephone Companies Tariff F.C.C. No.4, Section III.G.2.d.(3) and (4), and Tariff F.C.C. No. 6, Sections 2.7.2.4(C) and (D). In addition, at least fifty (50%) of the combined total number of transactions (combined total orders and trouble reports) for the customer measured under (3) and (4) following and The ZiPLY Fiber Telephone Companies Tariff F.C.C. No. 4, Section III.G.2.d.(3) and (4), and Tariff F.C.C. No. 6, Sections 2.7.2.4(C) and (D), must be electronic transactions. Failure to maintain either of these minimum requirements for three (3) consecutive months, except when the failure is due to the unavailability of Telephone Company systems for electronic submission of ordering and repair transactions, will result in termination of the customer's subscription to the 2010 Enhanced SLA Plan. The Telephone Company will provide the customer written notice of such termination. Such termination shall be effective at 11:59 PM on the last day of the calendar month following the calendar month in which the Telephone Company provided the customer notice of termination. Following such termination, the customer may not resubscribe to the 2010 Enhanced SLA Plan.</p>	
<p>(d) The 2010 Enhanced SLA Plan will become effective for a qualifying customer on a date agreed to by the customer and the Telephone Company that is within sixty (60) days following receipt and acceptance by the Telephone Company of the customer's written subscription request (provided that the 2010 Enhanced SLA Plan shall not become effective for a customer prior to January 1, 2010). All subscriptions will become effective on the first day of a calendar month. A subscription will apply to the calendar month in which it becomes effective and to each calendar month thereafter through December 2010, unless cancelled sooner in accordance with this Tariff. The 2010 Enhanced SLA Plan will end on December 31, 2010, unless cancelled sooner by the Telephone Company. The Telephone Company will not perform any measurements under the 2010 Enhanced SLA Plan for months after December 2010. The customer will not receive any credits under the 2010 Enhanced SLA Plan for months after December 2010.</p>	

TRANSMITTAL NO. 7

### III. GENERAL REGULATIONS (Continued)

<p>(e) A customer who has initially subscribed to the 2010 Enhanced SLA Plan for less than all of the states covered by this tariff may add one (1) or more additional states to the 2010 Enhanced SLA Plan by submitting a subscription for these additional states. Subject to acceptance of the subscription by the Telephone Company, the subscription for an additional state shall become effective within the same time frame as the time frame for a new subscription to the 2010 National SLA Plan to become effective as provided in (2)(d) preceding. Subject to the requirement for participation of at least two states in the 2010 Enhanced SLA Plan as provided in (2)(b) preceding, a customer who has subscribed to the 2010 Enhanced SLA Plan may remove one (1) or more states from the 2010 Enhanced SLA Plan. The removal of a state from the 2010 Enhanced SLA Plan shall become effective within the same time frame as the time frame for termination of the 2010 Enhanced SLA Plan to become effective as provided in (2)(f) following. If a customer removes a state from the 2010 Enhanced SLA Plan, the customer may not resubscribe to the 2010 Enhanced SLA Plan for that state.</p>	
<p>(f) A customer may terminate its subscription for the 2010 Enhanced SLA Plan by providing written notice of termination to the Telephone Company. If the customer's notice of termination is received by the Telephone Company on or before the twentieth (20<sup>th</sup>) day of a calendar month, the termination shall be effective at 11:59 PM on the last day of the calendar month in which such notice of termination is received by the Telephone Company. For instance, if the Telephone Company receives the notice of termination on October 19th, the termination will be effective at 11:59 PM on October 31st. If the customer's notice of termination is received by the Telephone Company after the twentieth (20<sup>th</sup>) day of a calendar month, the termination will be effective at 11:59 PM on the last day of the calendar month following the calendar month in which the Telephone Company receives the notice of termination. For instance, if the Telephone Company receives the notice of termination on October 27th, the termination will be effective at 11:59 PM on November 30th.</p>	
<p>(3) On Time Provisioning</p> <p>(a) On Time Provisioning is defined as the Telephone Company providing service to the customer no later than the confirmed Service Date (Due Date) (as defined in Section III.F. preceding) provided by the Telephone Company to the customer. The Due Date is provided to the customer after the order has been verified for order accuracy, availability of required facilities and components, and completion of ordering and design related forms and documents (including, by way of example, network design, configuration, and data gathering form(s) and ASRs).</p>	

### III. GENERAL REGULATIONS (Continued)

<p>(b) Subject to Section <i>III.H.4.a.</i> following, failure to meet the Due Date for installation of an individual Qualifying Service due to Telephone Company reasons will result in a one-time credit equal to the sum of one hundred percent (100%) of the applicable nonrecurring installation charge(s) (described in Section <i>VI.F.1.f.</i> following) billed to the customer for that individual Qualifying Service plus ten percent (10%) of one (1) month of the monthly recurring charge(s)<sup>8</sup> billed to the customer for that individual Qualifying Service.</p>	
<p>(c) Only one (1) credit under this Section <i>III.H.2.d.(3)</i> will be applied to an individual Qualifying Service, regardless of the number of missed Due Dates on that individual Qualifying Service. For any calendar month, the combined total of all credits applied pursuant to this tariff to an individual Qualifying Service that was not installed by the Due Date may not exceed the total nonrecurring installation charges billed to the customer for that individual Qualifying Service for that calendar month plus one (1) month of the monthly recurring charges billed to the customer for that individual Qualifying Service. The monthly recurring charges for the individual Qualifying Service will consist of all applicable monthly recurring rate elements charged to that individual Qualifying Service. This limitation shall apply even if the customer is eligible for credits under two (2) or more sections of this tariff (for example, under both (3) and (4)).</p>	
<p>(d) Qualifying Services will not be eligible for credits under this Section <i>III.H.2.d.(3)</i>, when any of the conditions set forth in Section <i>III.H.4.a.</i> following exist.</p>	
<p>(4) Availability</p> <p>(a) Availability refers to the percentage of time that an individual Qualifying Service is available for customer use during a calendar month. The Telephone Company threshold for Availability is 99.90% in a calendar month. The Telephone Company will not round up the calculation to reach the 99.90% threshold.</p>	
<p>(b) Availability as calculated for an individual Qualifying Service = <math>[(1440 \text{ minutes} \times \text{number of calendar days in the calendar month}) - (\text{number of minutes out of service during the calendar month})] / (1440 \text{ minutes} \times \text{number of calendar days in the calendar month}) \times 100</math>.</p>	

<sup>8</sup> The monthly recurring charge(s) (MRC(s)) for the individual Qualifying Service will consist of all applicable monthly recurring rate elements charged to that individual Qualifying Service.



### III. GENERAL REGULATIONS (Continued)

<p>For example, if an individual Qualifying Service was out of service over the course of a thirty (30) calendar day month for one hundred twenty (120) minutes, Availability would be calculated as follows:</p> $\frac{[(1440 \text{ minutes} \times 30 \text{ days}) - 120 \text{ minutes out of service}]}{(1440 \text{ minutes} \times 30 \text{ days})} \times 100 = \text{Percent Availability}$ $\frac{[(43,200 - 120)]}{43,200} \times 100 = \text{Percent Availability}$ $(43,080 / 43,200) \times 100 = \text{Percent Availability}$ $0.99722 \times 100 = 99.72\% \text{ Availability}$	
<p>(c) A Qualifying Service is out of service (interrupted) when it becomes unusable to the customer because of a failure of a facility component within the Telephone Company's network that is used to furnish service under this tariff.</p>	
<p>(d) Availability for a calendar month is based on the cumulative total of all service interruptions on the individual Qualifying Service as calculated by the Telephone Company. In calculating Availability, the number of minutes out of service is equal to and computed in the same fashion as the Telephone Company computes the number of minutes for time to repair (TTR) as described in this Section III.H.2.d.(4)(d) following. TTR applies to a customer-reported service interruption on a Qualifying Service that is within the Telephone Company's network (outside plant or central office). When the customer reports trouble to the Telephone Company, a trouble ticket is opened. TTR is the restored date and time (the trouble ticket closed time) minus the reported date and time (the trouble ticket start time) minus any stop clock time associated with hold, no access, or suspend that was logged against the trouble ticket. Stop clock time includes, by way of example, the following times:</p> <p>(i) Periods when customer testing is occurring.</p>	
<p>(ii) Periods when the customer is working on its own Customer Premises Equipment (CPE) and has not yet released the Qualifying Service to the Telephone Company for maintenance, testing or repair.</p>	
<p>(iii) Periods when the Telephone Company is awaiting customer authorization to commence work on the Qualifying Service.</p>	
<p>(iv) Periods when the Telephone Company is denied access to premises or facilities necessary to diagnose, repair, or test a Qualifying Service.</p>	
<p>(v) Periods following repair of a Qualifying Service when the ticket is held open by the customer to ensure the trouble is resolved.</p>	

### III. GENERAL REGULATIONS (Continued)

(e) Measurements of Availability exclude any subsequent reports (i.e., additional customer inquiries while the trouble is pending), CPE troubles, trouble found on the customer's side of the point of demarcation, troubles closed due to customer action, and troubles repaired by the Telephone Company prior to receipt of a trouble report on that Qualifying Service.													
<p>(f) Subject to Section <i>III.H.4.b.</i> following, if Availability for a measured calendar month is less than 99.90% for an eligible individual Qualifying Service, a one-time credit equal to a percentage of one (1) month of the monthly recurring charge(s) (MRCs)<sup>9</sup> billed to the customer for that individual Qualifying Service will apply to the individual Qualifying Service that did not meet the threshold as set forth in the following table.</p> <table> <tr> <th><u>Availability Percentage</u></th><th><u>Credit Allowance</u></th></tr> <tr> <td>Equal to or greater than 99.90%</td><td>None</td></tr> <tr> <td>99.57% to 99.89%</td><td>10% MRC</td></tr> <tr> <td>99.25% to 99.56%</td><td>20% MRC</td></tr> <tr> <td>98.90% to 99.24%</td><td>30% MRC</td></tr> <tr> <td>Less than 98.90%</td><td>40% MRC</td></tr> </table>	<u>Availability Percentage</u>	<u>Credit Allowance</u>	Equal to or greater than 99.90%	None	99.57% to 99.89%	10% MRC	99.25% to 99.56%	20% MRC	98.90% to 99.24%	30% MRC	Less than 98.90%	40% MRC	
<u>Availability Percentage</u>	<u>Credit Allowance</u>												
Equal to or greater than 99.90%	None												
99.57% to 99.89%	10% MRC												
99.25% to 99.56%	20% MRC												
98.90% to 99.24%	30% MRC												
Less than 98.90%	40% MRC												
(g) Only one (1) credit under this Section <i>III.H.2.d.(4)</i> will be applied in a calendar month to an individual Qualifying Service. For any calendar month, the combined total of all credits applied pursuant to this tariff to an individual Qualifying Service whose Availability was less than the 99.90% threshold may not exceed the total nonrecurring installation charges billed to the customer for that individual Qualifying Service for that calendar month plus one (1) month of the monthly recurring charges billed to the customer for that individual Qualifying Service. The monthly recurring charges for the individual Qualifying Service will consist of all applicable monthly recurring rate elements charged to that individual Qualifying Service. This limitation shall apply even if the customer is eligible for credits under two (2) or more sections of this tariff (for example, under both (3) and (4)).													
(h) Qualifying Services will not be included in threshold measurements under this Section <i>III.H.2.d.(4)</i> and will not be eligible for credits under this Section <i>III.H.2.d.(4)</i> , when any of the conditions set forth in Section <i>III.H.4.b.</i> following exist.													

<sup>9</sup> The monthly recurring charge(s) (MRC(s)) for the individual Qualifying Service will consist of all applicable monthly recurring rate elements charged to that individual Qualifying Service.

### III. GENERAL REGULATIONS (Continued)

<p><b>3. National Service Level Agreements (National SLAs)</b></p> <p>Regulations pertaining to Basic SLAs are contained in this tariff as specified following:</p> <table> <tr> <th><u>Description</u></th><th><u>Tariff Reference</u></th></tr> <tr> <td>2009 National SLA Plan for Qualifying Services</td><td><i>III.H.3.a.</i></td></tr> <tr> <td>2010 National SLA Plan for Qualifying Services</td><td><i>III.H.3.b.</i></td></tr> <tr> <td>(Reserved for Future Use)</td><td><i>III.H.3.c.</i></td></tr> </table> <p>a. 2009 National SLA Plan for Qualifying Services</p> <p>For certain DS1 and DS3 Special Access Services, the 2009 National SLA Plan for Qualifying Services (2009 National SLA Plan) is available, at the option of the customer, in lieu of Enhanced SLAs and certain Basic SLAs. The 2009 National SLA Plan specifies performance criteria against which actual performance for Qualifying Services will be compared. The 2009 National SLA Plan provides a customer with credit in the event the Telephone Company does not meet the defined performance criteria.</p> <p>(1) General</p> <p>(a) The 2009 National SLA Plan is available at the customer's option. The customer must subscribe to the 2009 National SLA Plan in accordance with (b) following.</p>		<u>Description</u>	<u>Tariff Reference</u>	2009 National SLA Plan for Qualifying Services	<i>III.H.3.a.</i>	2010 National SLA Plan for Qualifying Services	<i>III.H.3.b.</i>	(Reserved for Future Use)	<i>III.H.3.c.</i>
<u>Description</u>	<u>Tariff Reference</u>								
2009 National SLA Plan for Qualifying Services	<i>III.H.3.a.</i>								
2010 National SLA Plan for Qualifying Services	<i>III.H.3.b.</i>								
(Reserved for Future Use)	<i>III.H.3.c.</i>								
<p>(b) During the period that a customer participates in the 2009 National SLA Plan, the customer will not be eligible to receive credits for Qualifying Services (as defined in (1)(d) following) under Sections <i>III.H.1.a.(1)(c)</i> or (d) preceding, Credit Allowance for FIA Interruptions, Section <i>III.H.1.b.(1)</i> preceding, Performance Commitment Program-Provisioning, or Section <i>III.H.2.</i> preceding, Enhanced Service Level Agreements (Enhanced SLAs).</p>									
<p>(c) The 2009 National SLA Plan includes the following:</p> <p>(i) On Time Provisioning, as set forth in (3) following, and</p>									
<p>(ii) Mean Time to Restore (MTTR), as set forth in (4) following.</p>									
<p>(d) The 2009 National SLA Plan applies to the following services ("Qualifying Services"):</p> <p>(i) DS1</p> <ul style="list-style-type: none"> <li>- High Capacity Digital DS1 Service, as set forth in Section <i>VI.C.6.a.</i> following.</li> </ul>									
<p>(ii) DS3</p> <ul style="list-style-type: none"> <li>- High Capacity Digital DS3 Service, as set forth in Section <i>VI.C.6.e.</i> following.</li> <li>- DS3 High Capacity Service, as set forth in Section <i>VI.F.11.</i> following.</li> </ul>									

### III. GENERAL REGULATIONS

<p>(e) A Qualifying Service will be included in the 2009 National SLA Plan only if it includes one (1) or more of the following rate elements:</p> <ul style="list-style-type: none"> <li>- Special Access Line (as described in Section VI.A.1.c. following), or</li> <li>- Special Transport (as described in Section VI.A.1.b. following).</li> </ul>	
<p>Credits under the 2009 National SLA Plan shall apply only to Qualifying Services included in the 2009 National SLA Plan.</p>	
<p>(f) Threshold Measurements</p> <p>(i) Threshold measurements for a customer for the “DS1” Service Category under (3) and (4) following will include the customer’s “DS1” Qualifying Services measured under the 2009 National SLA Plans for Qualifying Services set forth in this Section III.H.3.a. and the Ziply Fiber Telephone Companies Tariff F.C.C. No. 4, Section III.G.3.a., and Tariff F.C.C. No. 6, Section 2.7.3.1.</p>	
<p>(ii) Threshold measurements for a customer for the “DS3” Service Category under (3) and (4) following will include the customer’s “DS3” Qualifying Services measured under the 2009 National SLA Plans for Qualifying Services set forth in this Section III.H.3.a. and the Ziply Fiber Telephone Companies Tariff No. 1, Section III.G.3.a., and Tariff F.C.C. No. 6, Section 2.7.3.1.</p>	
<p>(g) The 2009 National SLA Plan measurement period will be based on a calendar month. A customer shall be eligible for credits under the 2009 National SLA Plan for a calendar month only if there are at least fifty (50) measured transactions (combined total orders and trouble reports measured under the threshold measurements in (3) and (4) following) for that customer during that calendar month.</p>	
<p>(h) For any calendar month, the combined total of all credits applied to an individual Qualifying Service pursuant to this tariff may not exceed the total nonrecurring installation charges billed to the customer for that individual Qualifying Service for that calendar month plus one (1) month of the monthly recurring charges billed to the customer for that individual Qualifying Service.</p>	
<p>(2) Subscription and Term of the 2009 National SLA Plan</p> <p>(a) To participate in the 2009 National SLA Plan, the customer must submit a subscription, in writing, to the Telephone Company during one of the three (3) open subscription periods identified in (2)(d) following. The subscription shall include information needed by the Telephone Company to identify the customer and the Qualifying Services (including, for example, an Access Customer Name Abbreviation (ACNA) for the customer or a list of all Billing Account Numbers (BANs) and circuit IDs for Qualifying Services). If an ACNA for the customer is not provided in the initial subscription, the customer must provide the Telephone Company with information for each new Qualifying Service ordered subsequent to the initial subscription to the 2009 National SLA Plan.</p>	

### III. GENERAL REGULATIONS

<p>(b) In order to subscribe to the 2009 National SLA Plan under this tariff, the customer also must subscribe to the 2009 National SLA Plans for Qualifying Services set forth in the ZiPLY Fiber Telephone Companies Tariff F.C.C. No. 4, Section III.G.3.a., and Tariff No. 6, Section 2.7.3.1, if the customer has services that are eligible for such plans.</p>	
<p>(c) As a condition for participation in the 2009 National SLA Plan, the customer must maintain a minimum of seventy percent (70%) electronic transactions per calendar month (seventy percent (70%) of the combined total order and repair activity measured under the threshold measurements in (3) and (4) following). Failure to maintain this minimum electronic transaction level for three (3) consecutive calendar months will result in termination of the customer's subscription to the 2009 National SLA Plan, except when the failure is due to the unavailability of Telephone Company systems for electronic submission of ordering and repair transactions. The Telephone Company will provide the customer written notice of such termination. Such termination shall be effective at 11:59 p.m. on the last day of the calendar month following the calendar month in which the Telephone Company provided the customer notice of termination. Following such termination, the customer may not resubscribe to the 2009 National SLA Plan.</p>	
<p>(d) The open subscription periods for the 2009 National SLA Plan are as follows: the first open subscription period is October 20, 2008, to December 12, 2008; the second open subscription period is February 9, 2009, to March 27, 2009; the third open subscription period is June 1, 2009, to August 1, 2009. The 2009 National SLA Plan will become effective for a qualifying customer on a date agreed to by the customer and the Telephone Company that is within sixty (60) days following receipt and acceptance by the Telephone Company of the customer's written subscription request (provided that the 2009 National SLA Plan shall not become effective for a customer prior to January 1, 2009). All subscriptions will become effective on the first day of a calendar month. A subscription will apply to the calendar month in which it becomes effective and to each calendar month thereafter through December 2009, unless cancelled sooner in accordance with this Tariff. The 2009 National SLA Plan will end on December 31, 2009, unless cancelled sooner by the Telephone Company. The Telephone Company will not perform any measurements under the 2009 National SLA Plan for months after December 2009. The customer will not receive any credits under the 2009 National SLA Plan for months after December 2009.</p>	

TRANSMITTAL NO. 7

### III. GENERAL REGULATIONS

<p>(e) A customer may terminate its subscription for the 2009 National SLA Plan by providing written notice of termination to the Telephone Company. If the customer's notice of termination is received by the Telephone Company on or before the twentieth (20<sup>th</sup>) day of a calendar month, the termination shall be effective at 11:59 PM on the last day of the calendar month in which such notice of termination is received by the Telephone Company. For instance, if the Telephone Company receives the notice of termination on October 19<sup>th</sup>, the termination will be effective at 11:59 PM on October 31<sup>st</sup>. If the customer's notice of termination is received by the Telephone Company after the twentieth (20<sup>th</sup>) day of a calendar month, the termination will be effective at 11:59 PM on the last day of the calendar month following the calendar month in which the Telephone Company receives the notice of termination. For instance, if the Telephone Company receives the notice of termination on October 27<sup>th</sup>, the termination will be effective at 11:59 PM on November 30<sup>th</sup>. If a customer elects to terminate its subscription for the 2009 National SLA Plan, the customer must also terminate its subscription to the 2009 National SLA Plans for Qualifying Services under the ZiPLY Fiber Telephone Companies Tariff F.C.C. No. 4, Section III.G.3.a., and Tariff F.C.C. No. 6, Section 2.7.3.1. The customer's notice of termination of its subscription under any of the 2009 National SLA Plans for Qualifying Services under this tariff or the ZiPLY Fiber Telephone Companies Tariff F.C.C. No. 4, Section III.G.3.a., and Tariff F.C.C. No. 6, Section 2.7.3.1, shall be deemed to be notice of the customer's termination of its subscription under all of these plans. If a customer terminates its subscription to the 2009 National SLA Plan, the customer may not resubscribe to the 2009 National SLA Plan.</p>	
<p>(3) On Time Provisioning</p> <p>(a) On Time Provisioning is defined as the Telephone Company providing service to the customer no later than the confirmed Service Date (Due Date) (as defined in Section III.F. preceding) provided by the Telephone Company to the customer. The Due Date is provided to the customer after the order has been verified for order accuracy, availability of required facilities and components, and completion of ordering and design related forms and documents (including, by way of example, network design, configuration, and data gathering form(s) and ASRs).</p>	
<p>(b) Subject to Section III.H.4.a. following, failure to meet the Due Date for installation of an individual Qualifying Service due to Telephone Company reasons will result in a one-time credit equal to the applicable nonrecurring installation charges (described in Section VI.F.1.f. following) billed to the customer for that individual Qualifying Service.</p>	
<p>(c)</p> <p>(i) For each calendar month, for each eligible Service Category (DS1, DS3), the Telephone Company will determine the percentage of all of the customer's Qualifying Services that were installed no later than the Due Date.</p>	

TRANSMITTAL NO. 7

### III. GENERAL REGULATIONS

(ii) The thresholds for On Time Provisioning in a calendar month are:		
<u>Service Category</u>	<u>Threshold</u>	
DS1	95.00%	
DS3	95.00%	
The Telephone Company will not round up to reach the threshold.		

### III. GENERAL REGULATIONS (Continued)

(iii) Subject to Section *III.H.4.a.* following, if the On Time Provisioning performance for a Service Category (DS1 or DS3) for a calendar month is less than the threshold for that Service Category, then the following one (1) time credit will apply for each individual Qualifying Service measured under that Service Category that was installed after the Due Date for that individual Qualifying Service due to Telephone Company reasons. Such one (1) time credit will be based upon the number of business days by which the Telephone Company missed the Due Date and shall not exceed two thousand five hundred dollars (\$2,500):

<u>Qualifying Service</u>	<u># Days Missed</u>	<u>Credit</u>
DS1 or DS 3	1-5 Days	Twenty-five percent (25%) of one (1) month of the MRC(s) <sup>10</sup> billed to the customer for the individual Qualifying Service that was installed after the Due Date for that individual Qualifying Service; provided that the credit shall not exceed \$2,500.
	6-20 Days	Fifty percent (50%) of one (1) month of the MRC(s) <sup>10</sup> billed to the customer for the individual Qualifying Service that was installed after the Due Date for that individual Qualifying Service; provided that the credit shall not exceed \$2,500.
	Over 20 Days	One hundred percent (100%) of one (1) month of the MRC(s) <sup>10</sup> billed to the customer for the individual Qualifying Service that was installed after the Due Date for that individual Qualifying Service; provided that the credit shall not exceed \$2,500.

<sup>10</sup> The monthly recurring charge(s) (MRC(s)) for the individual Qualifying Service will consist of all applicable monthly recurring rate elements charged to that individual Qualifying Service.



### III. GENERAL REGULATIONS (Continued)

<p>(d) Only one (1) credit under Section <i>III.H.3.a.(3)(b)</i> will be applied to an individual Qualifying Service, regardless of the number of missed Due Dates on that individual Qualifying Service. Only one (1) credit under Section <i>III.H.3.a.(3)(c)</i> will be applied to an individual Qualifying Service, regardless of the number of missed Due Dates on that individual Qualifying Service. For any calendar month, the combined total of all credits applied pursuant to this tariff to an individual Qualifying Service that was not installed by the Due Date may not exceed the total nonrecurring installation charges billed to the customer for that individual Qualifying Service for that calendar month plus one (1) month of the monthly recurring charges billed to the customer for that individual Qualifying Service. The monthly recurring charges for the individual Qualifying Service will consist of all applicable monthly recurring rate elements charged to that individual Qualifying Service. This limitation shall apply even if the customer is eligible for credits under two (2) or more sections of this tariff (for example, under both (3) and (4) or under (3), (4), and Section <i>III.H.1.a.(1)(a)</i> preceding).</p>	
<p>(e) Qualifying Services will not be included in the threshold measurements under this Section <i>III.H.3.a.(3)</i> and will not be eligible for credits under this Section <i>III.H.3.a.(3)</i>, when any of the conditions set forth in Section <i>III.H.4.a.</i> following exist.</p>	
<p>(4) Mean Time to Restore</p>	
<p>(a) Mean Time To Restore (MTTR) applies to a customer-reported interruption of a Qualifying Service that is within the Telephone Company's network (outside plant or central office).</p>	
<p>(b) A Qualifying Service is interrupted when it becomes unusable to the customer because of a failure of a facility component within the Telephone Company's network that is used to furnish service under this tariff. When the customer reports trouble to the Telephone Company, a trouble ticket is opened.</p>	
<p>(c) MTTR for a calendar month shall be the average of all ticket outage duration, or Time to Restore (TTR), as calculated by the Telephone Company. The TTR is the Restored Date and Time (the trouble ticket closed time) minus the reported Date and Time (the trouble ticket start time) minus any stop clock time associated with hold, no access or suspend that was logged against the trouble ticket. Stop clock time includes, by way of example, the following times:</p>	
<p>(i) Periods when customer testing is occurring.</p>	
<p>(ii) Periods when the customer is working on its own Customer Premises Equipment (CPE) and has not yet released the Qualifying Service to the Telephone Company for maintenance, testing or repair.</p>	
<p>(iii) Periods when the Telephone Company is awaiting customer authorization to commence work on the Qualifying Service.</p>	
<p>(iv) Periods when the Telephone Company is denied access to premises or facilities necessary to diagnose, repair, or test a Qualifying Service.</p>	

### III. GENERAL REGULATIONS (Continued)

(v) Periods following repair of a Qualifying Service when the ticket is held open by the customer to ensure the trouble is resolved.							
(d) MTTR is calculated by summing TTR for all measured tickets for the customer for the month and dividing by the total number of tickets for that customer during that month.							
(e) MTTR excludes any subsequent reports (i.e., additional customer inquiries while the trouble is pending), CPE troubles, trouble found on the customer's side of the point of demarcation, troubles closed due to customer action, and troubles repaired by the Telephone Company prior to receipt of a trouble report on that Qualifying Service. Measurements of MTTR include trouble tickets closed by the Telephone Company as "No Trouble Found" (i.e., the Telephone Company did not find a trouble in the Telephone Company's network, in the customer's equipment, facilities or network, or otherwise).							
<p>(f) The thresholds for MTTR in a calendar month are:</p> <table> <tr> <th><u>Service Category</u></th><th><u>Threshold</u></th></tr> <tr> <td>DS1</td><td>3.99 hours</td></tr> <tr> <td>DS3</td><td>2.99 hours</td></tr> </table>	<u>Service Category</u>	<u>Threshold</u>	DS1	3.99 hours	DS3	2.99 hours	
<u>Service Category</u>	<u>Threshold</u>						
DS1	3.99 hours						
DS3	2.99 hours						
<p>(g) Subject to Section III.H.4.b. following, if MTTR for a Service Category (DS1 or DS3) for a calendar month exceeds the threshold for that Service Category, then the following one-time credit will apply for each individual Qualifying Service measured under that Service Category that was the subject of a trouble ticket during the measured calendar month whose TTR exceeded the threshold for that Service Category:</p> <table> <tr> <th><u>Service Category</u></th><th><u>Credit</u></th></tr> <tr> <td>DS1</td><td>\$250.00</td></tr> <tr> <td>DS3</td><td>\$1,000.00</td></tr> </table>	<u>Service Category</u>	<u>Credit</u>	DS1	\$250.00	DS3	\$1,000.00	
<u>Service Category</u>	<u>Credit</u>						
DS1	\$250.00						
DS3	\$1,000.00						

### III. GENERAL REGULATIONS

<p>(h) Only one (1) credit under this Section <i>III.H.3.a.(4)</i> will be applied in a calendar month to an individual Qualifying Service, regardless of the number of outage conditions on that individual Qualifying Service or the duration of the outages. For any calendar month, the combined total of all credits applied pursuant to this tariff to an individual Qualifying Service that was the subject of a trouble ticket whose TTR exceeded the applicable threshold may not exceed the total nonrecurring installation charges billed to the customer for that individual Qualifying Service for that calendar month plus one (1) month of the monthly recurring charges billed to the customer for that individual Qualifying Service. The monthly recurring charges for the Qualifying Service will consist of all applicable monthly recurring rate elements charged to that Qualifying Service. This limitation shall apply even if:</p> <p>(i) the customer is eligible for credits under two (2) or more sections of this tariff (for example, under both (3) and (4) or under (3), (4), and Section <i>III.H.1.a.(1)(a)</i> preceding); and/or</p>	
<p>(ii) the customer has experienced multiple service interruptions on the Qualifying Service during the calendar month.</p>	
<p>(i) Qualifying Services will not be included in threshold measurements under this Section <i>III.H.3.a.(4)</i> and will not be eligible for credits under this Section <i>III.H.3.a.(4)</i>, when any of the conditions set forth in Section <i>III.H.4.b.</i> following exist.</p>	
<p>b. 2010 National SLA Plan for Qualifying Services</p> <p>For certain DS1 and DS3 Special Access Services, the 2010 National SLA Plan for Qualifying Services (2010 National SLA Plan) is available, at the option of the customer, in lieu of Enhanced SLAs and certain Basic SLAs. The 2010 National SLA Plan specifies performance criteria against which actual performance for Qualifying Services will be compared. The 2010 National SLA Plan provides a customer with credit in the event the Telephone Company does not meet the defined performance criteria.</p> <p>(1) General</p> <p>(a) The 2009 National SLA Plan is available at the customer's option. The customer must subscribe to the 2010 National SLA Plan in accordance with (b) following.</p>	
<p>(b) During the period that a customer participates in the 2010 National SLA Plan, the customer will not be eligible to receive credits for Qualifying Services (as defined in (1)(d) following) under Sections <i>III.H.1.a.(1)(c)</i> or (d) preceding, Credit Allowance for FIA Interruptions, Section <i>III.H.1.b.(1)</i> preceding, Performance Commitment Program-Provisioning, or Section <i>III.H.2.</i> preceding, Enhanced Service Level Agreements (Enhanced SLAs).</p>	
<p>(c) The 2010 National SLA Plan includes the following:</p> <p>(i) On Time Provisioning, as set forth in (3) following, and</p>	
<p>(ii) Mean Time to Restore (MTTR), as set forth in (4) following.</p>	

### **III. GENERAL REGULATIONS**

<p>(d) The 2010 National SLA Plan applies to the following services ("Qualifying Services"):</p> <p>(i) DS1</p> <ul style="list-style-type: none"><li>- High Capacity Digital DS1 Service, as set forth in Section VI.C.6.a. following.</li></ul>	
<p>(ii) DS3</p> <ul style="list-style-type: none"><li>- High Capacity Digital DS3 Service, as set forth in Section VI.C.6.e. following.</li><li>- DS3 High Capacity Service, as set forth in Section VI.F.11. following.</li></ul>	
<p>(e) A Qualifying Service will be included in the 2010 National SLA Plan only if it includes one (1) or more of the following rate elements:</p> <ul style="list-style-type: none"><li>- Special Access Line (as described in Section VI.A.1.c. following), or</li><li>- Special Transport (as described in Section VI.A.1.b. following).</li></ul>	
<p>Credits under the 2010 National SLA Plan shall apply only to Qualifying Services included in the 2010 National SLA Plan.</p>	
<p>(f) Threshold Measurements</p> <p>(i) Threshold measurements for a customer for the "DS1" Service Category under (3) and (4) following will include the customer's "DS1" Qualifying Services measured under the 2010 National SLA Plans for Qualifying Services set forth in this Section III.H.3.b. and the Ziply Fiber Telephone Companies Tariff F.C.C. No. 4, Section III.G.3.b., and Tariff F.C.C. No. 6, Section 2.7.3.2.</p>	
<p>(ii) Threshold measurements for a customer for the "DS3" Service Category under (3) and (4) following will include the customer's "DS3" Qualifying Services measured under the 2010 National SLA Plans for Qualifying Services set forth in this Section III.H.3.b. and the Ziply Fiber Telephone Companies Tariff F.C.C. No. 4, Section III.G.3.b., and Tariff F.C.C. No. 6, Section 2.7.3.2.</p>	
<p>(g) The 2010 National SLA Plan measurement period will be based on a calendar month. A customer shall be eligible for credits under the 2010 National SLA Plan for a calendar month only if there are at least fifty (50) measured transactions (combined total orders and trouble reports measured under the threshold measurements in (3) and (4) following) for that customer during that calendar month.</p>	
<p>(h) For any calendar month, the combined total of all credits applied to an individual Qualifying Service pursuant to this tariff may not exceed the total nonrecurring installation charges billed to the customer for that individual Qualifying Service for that calendar month plus one (1) month of the monthly recurring charges billed to the customer for that individual Qualifying Service.</p>	

**TRANSMITTAL NO. 7**

### **III. GENERAL REGULATIONS**

<p>(2) Subscription and Term of the 2010 National SLA Plan</p> <p>(a) To participate in the 2010 National SLA Plan, the customer must submit a subscription, in writing, to the Telephone Company during one of the three (3) open subscription periods identified in (2)(d) following. The subscription shall include information needed by the Telephone Company to identify the customer and the Qualifying Services (including, for example, an Access Customer Name Abbreviation (ACNA) for the customer or a list of all Billing Account Numbers (BANs) and circuit IDs for Qualifying Services). If an ACNA for the customer is not provided in the initial subscription, the customer must provide the Telephone Company with information for each new Qualifying Service ordered subsequent to the initial subscription to the 2010 National SLA Plan.</p>	
<p>(b) In order to subscribe to the 2010 National SLA Plan under this tariff, the customer also must subscribe to the 2010 National SLA Plans for Qualifying Services set forth in the Ziply Fiber Telephone Companies Tariff F.C.C. No.4, Section III.G.3.b., and Tariff F.C.C. No. 6, Section 2.7.3.2, if the customer has services that are eligible for such plans.</p>	
<p>(c) As a condition for participation in the 2010 National SLA Plan, the customer must maintain a minimum of seventy percent (70%) electronic transactions per calendar month (seventy percent (70%) of the combined total order and repair activity measured under the threshold measurements in (3) and (4) following). Failure to maintain this minimum electronic transaction level for three (3) consecutive calendar months will result in termination of the customer's subscription to the 2010 National SLA Plan, except when the failure is due to the unavailability of Telephone Company systems for electronic submission of ordering and repair transactions. The Telephone Company will provide the customer written notice of such termination. Such termination shall be effective at 11:59 PM on the last day of the calendar month following the calendar month in which the Telephone Company provided the customer notice of termination. Following such termination, the customer may not resubscribe to the 2010 National SLA Plan.</p>	

**TRANSMITTAL NO. 7**

### III. GENERAL REGULATIONS

<p>(d) The open subscription periods for the 2010 National SLA Plan are as follows: the first open subscription period is October 19, 2009, to December 13, 2009; the second open subscription period is February 8, 2010, to March 26, 2010; the third open subscription period is June 7, 2010, to August 6, 2010. The 2010 National SLA Plan will become effective for a qualifying customer on a date agreed to by the customer and the Telephone Company that is within sixty (60) days following receipt and acceptance by the Telephone Company of the customer's written subscription request (provided that the 2010 National SLA Plan shall not become effective for a customer prior to January 1, 2010). All subscriptions will become effective on the first (1<sup>st</sup>) day of a calendar month. A subscription will apply to the calendar month in which it becomes effective and to each calendar month thereafter through December 2010, unless cancelled sooner in accordance with this Tariff. The 2010 National SLA Plan will end on December 31, 2010, unless cancelled sooner by the Telephone Company. The Telephone Company will not perform any measurements under the 2010 National SLA Plan for months after December 2010. The customer will not receive any credits under the 2010 National SLA Plan for months after December 2010.</p>	
<p>(e) A customer may terminate its subscription for the 2010 National SLA Plan by providing written notice of termination to the Telephone Company. If the customer's notice of termination is received by the Telephone Company on or before the twentieth (20<sup>th</sup>) day of a calendar month, the termination shall be effective at 11:59 PM on the last day of the calendar month in which such notice of termination is received by the Telephone Company. For instance, if the Telephone Company receives the notice of termination on October 19<sup>th</sup>, the termination will be effective at 11:59 PM on October 31<sup>st</sup>. If the customer's notice of termination is received by the Telephone Company after the twentieth (20<sup>th</sup>) day of a calendar month, the termination will be effective at 11:59 PM on the last day of the calendar month following the calendar month in which the Telephone Company receives the notice of termination. For instance, if the Telephone Company receives the notice of termination on October 27<sup>th</sup>, the termination will be effective at 11:59 PM on November 30<sup>th</sup>. If a customer elects to terminate its subscription for the 2010 National SLA Plan, the customer must also terminate its subscription to the 2010 National SLA Plans for Qualifying Services under the ZiPLY Fiber Telephone Companies Tariff F.C.C. No. 4, Section III.G.3.b., and Tariff F.C.C. No. 6, Section 2.7.3.2. The customer's notice of termination of its subscription under any of the 2010 National SLA Plans for Qualifying Services under this tariff or the ZiPLY Fiber Telephone Companies Tariff F.C.C. No.4, Section III.G.3.b., and Tariff F.C.C. No. 6, Section 2.7.3.2, shall be deemed to be notice of the customer's termination of its subscription under all of these plans. If a customer terminates its subscription to the 2010 National SLA Plan, the customer may not resubscribe to the 2010 National SLA Plan.</p>	

TRANSMITTAL NO. 7

### III. GENERAL REGULATIONS

<p>(3) On Time Provisioning</p> <p>(a) On Time Provisioning is defined as the Telephone Company providing service to the customer no later than the confirmed Service Date (Due Date) (as defined in Section III.F. preceding) provided by the Telephone Company to the customer. The Due Date is provided to the customer after the order has been verified for order accuracy, availability of required facilities and components, and completion of ordering and design related forms and documents (including, by way of example, network design, configuration, and data gathering form(s) and ASRs).</p>							
<p>(b) Subject to Section III.H.4.a. following, failure to meet the Due Date for installation of an individual Qualifying Service due to Telephone Company reasons will result in a one-time credit equal to the applicable nonrecurring installation charges (described in Section VI.F.1.f. following) billed to the customer for that individual Qualifying Service.</p>							
<p>(c) [Untitled]</p> <p>(i) For each calendar month, for each eligible Service Category (DS1, DS3), the Telephone Company will determine the percentage of all of the customer's Qualifying Services that were installed no later than the Due Date.</p>							
<p>(ii) The thresholds for On Time Provisioning in a calendar month are:</p> <table data-bbox="548 982 1133 1073"> <thead> <tr> <th><u>Service Category</u></th><th><u>Threshold</u></th></tr> </thead> <tbody> <tr> <td>DS1</td><td>95.00%</td></tr> <tr> <td>DS3</td><td>95.00%</td></tr> </tbody> </table>	<u>Service Category</u>	<u>Threshold</u>	DS1	95.00%	DS3	95.00%	
<u>Service Category</u>	<u>Threshold</u>						
DS1	95.00%						
DS3	95.00%						
<p>The Telephone Company will not round up to reach the threshold.</p>							

### III. GENERAL REGULATIONS (Continued)

(iii) Subject to Section *III.H.4.a.* following, if the On Time Provisioning performance for a Service Category (DS1 or DS3) for a calendar month is less than the threshold for that Service Category, then the following one (1) time credit will apply for each individual Qualifying Service measured under that Service Category that was installed after the Due Date for that individual Qualifying Service due to Telephone Company reasons. Such one-time credit will be based upon the number of business days by which the Telephone Company missed the Due Date and shall not exceed two thousand five hundred dollars (\$2,500):

<u>Qualifying Service</u>	<u># Days Missed</u>	<u>Credit</u>
DS1 or DS 3	1-5 Days	Twenty-five percent (25%) of one (1) month of the MRC(s) <sup>11</sup> billed to the customer for the individual Qualifying Service that was installed after the Due Date for that individual Qualifying Service; provided that the credit shall not exceed \$2,500.
	6-20 Days	Fifty percent (50%) of one (1) month of the MRC(s) <sup>11</sup> billed to the customer for the individual Qualifying Service that was installed after the Due Date for that individual Qualifying Service; provided that the credit shall not exceed \$2,500.
	Over 20 Days	One hundred percent (100%) of one (1) month of the MRC(s) <sup>11</sup> billed to the customer for the individual Qualifying Service that was installed after the Due Date for that individual Qualifying Service; provided that the credit shall not exceed \$2,500.

<sup>11</sup> The monthly recurring charge(s) (MRC(s)) for the individual Qualifying Service will consist of all applicable monthly recurring rate elements charged to that individual Qualifying Service.



### III. GENERAL REGULATIONS (Continued)

<p>(d) Only one (1) credit under Section <i>III.H.3.b.(3)(b)</i> will be applied to an individual Qualifying Service, regardless of the number of missed Due Dates on that individual Qualifying Service. Only one (1) credit under Section <i>III.H.3.b.(3)(c)</i> will be applied to an individual Qualifying Service, regardless of the number of missed Due Dates on that individual Qualifying Service. For any calendar month, the combined total of all credits applied pursuant to this tariff to an individual Qualifying Service that was not installed by the Due Date may not exceed the total nonrecurring installation charges billed to the customer for that individual Qualifying Service for that calendar month plus one (1) month of the monthly recurring charges billed to the customer for that individual Qualifying Service. The monthly recurring charges for the individual Qualifying Service will consist of all applicable monthly recurring rate elements charged to that individual Qualifying Service. This limitation shall apply even if the customer is eligible for credits under two (2) or more sections of this tariff (for example, under both (3) and (4) or under (3), (4), and Section <i>III.H.1.a.(1)(a)</i> preceding).</p>	
<p>(e) Qualifying Services will not be included in the threshold measurements under this Section <i>III.H.3.b.(3)</i> and will not be eligible for credits under this Section <i>III.H.3.b.(3)</i>, when any of the conditions set forth in Section <i>III.H.4.a.</i> following exist.</p>	
<p>(4) Mean Time to Restore</p> <p>(a) Mean Time To Restore (MTTR) applies to a customer-reported interruption of a Qualifying Service that is within the Telephone Company's network (outside plant or central office).</p>	
<p>(b) A Qualifying Service is interrupted when it becomes unusable to the customer because of a failure of a facility component within the Telephone Company's network that is used to furnish service under this tariff. When the customer reports trouble to the Telephone Company, a trouble ticket is opened.</p>	
<p>(c) MTTR for a calendar month shall be the average of all ticket outage duration, or Time to Restore (TTR), as calculated by the Telephone Company. The TTR is the Restored Date and Time (the trouble ticket closed time) minus the reported Date and Time (the trouble ticket start time) minus any stop clock time associated with hold, no access or suspend that was logged against the trouble ticket. Stop clock time includes, by way of example, the following times:</p> <p>(i) Periods when customer testing is occurring.</p>	
<p>(ii) Periods when the customer is working on its own Customer Premises Equipment (CPE) and has not yet released the Qualifying Service to the Telephone Company for maintenance, testing or repair.</p>	
<p>(iii) Periods when the Telephone Company is awaiting customer authorization to commence work on the Qualifying Service.</p>	
<p>(iv) Periods when the Telephone Company is denied access to premises or facilities necessary to diagnose, repair, or test a Qualifying Service.</p>	

### III. GENERAL REGULATIONS (Continued)

(v) Periods following repair of a Qualifying Service when the ticket is held open by the customer to ensure the trouble is resolved.							
(d) MTTR is calculated by summing TTR for all measured tickets for the customer for the month and dividing by the total number of tickets for that customer during that month.							
(e) MTTR excludes any subsequent reports (i.e., additional customer inquiries while the trouble is pending), CPE troubles, trouble found on the customer's side of the point of demarcation, troubles closed due to customer action, and troubles repaired by the Telephone Company prior to receipt of a trouble report on that Qualifying Service. Measurements of MTTR include trouble tickets closed by the Telephone Company as "No Trouble Found" (i.e., the Telephone Company did not find a trouble in the Telephone Company's network, in the customer's equipment, facilities or network, or otherwise).							
<p>(f) The thresholds for MTTR in a calendar month are:</p> <table data-bbox="487 829 1104 924"> <tr> <th><u>Service Category</u></th><th><u>Threshold</u></th></tr> <tr> <td>DS1</td><td>3.99 hours</td></tr> <tr> <td>DS3</td><td>2.99 hours</td></tr> </table>	<u>Service Category</u>	<u>Threshold</u>	DS1	3.99 hours	DS3	2.99 hours	
<u>Service Category</u>	<u>Threshold</u>						
DS1	3.99 hours						
DS3	2.99 hours						
<p>(g) Subject to Section <i>III.H.4.b.</i> following, if MTTR for a Service Category (DS1 or DS3) for a calendar month exceeds the threshold for that Service Category, then the following one-time credit will apply for each individual Qualifying Service measured under that Service Category that was the subject of a trouble ticket during the measured calendar month whose TTR exceeded the threshold for that Service Category:</p> <table data-bbox="487 1197 1104 1291"> <tr> <th><u>Service Category</u></th><th><u>Credit</u></th></tr> <tr> <td>DS1</td><td>\$250.00</td></tr> <tr> <td>DS3</td><td>\$1,000.00</td></tr> </table>	<u>Service Category</u>	<u>Credit</u>	DS1	\$250.00	DS3	\$1,000.00	
<u>Service Category</u>	<u>Credit</u>						
DS1	\$250.00						
DS3	\$1,000.00						
<p>(h) Only one (1) credit under this Section <i>III.H.3.a.(4)</i> will be applied in a calendar month to an individual Qualifying Service, regardless of the number of outage conditions on that individual Qualifying Service or the duration of the outages. For any calendar month, the combined total of all credits applied pursuant to this tariff to an individual Qualifying Service that was the subject of a trouble ticket whose TTR exceeded the applicable threshold may not exceed the total nonrecurring installation charges billed to the customer for that individual Qualifying Service for that calendar month plus one (1) month of the monthly recurring charges billed to the customer for that individual Qualifying Service. The monthly recurring charges for the Qualifying Service will consist of all applicable monthly recurring rate elements charged to that Qualifying Service. This limitation shall apply even if:</p> <p>(i) the customer is eligible for credits under two (2) or more sections of this tariff (for example, under both (3) and (4) or under (3), (4), and Section <i>III.H.1.a.(1)(a)</i> preceding); and/or</p>							

### III. GENERAL REGULATIONS (Continued)

(ii) the customer has experienced multiple service interruptions on the Qualifying Service during the calendar month.	
(i) Qualifying Services will not be included in threshold measurements under this Section <i>III.H.3.a.(4)</i> and will not be eligible for credits under this Section <i>III.H.3.a.(4)</i> , when any of the conditions set forth in Section <i>III.H.4.b.</i> following exist.	
<b>4. When a Credit Allowance Does Not Apply</b>	
<p>a. Performance Commitment Program/On Time Provisioning</p> <p>This Section <i>III.H.4.a.</i> applies to and supplements Section <i>III.H.1.b.(1)</i> preceding, Performance Commitment Program - Provisioning; Section <i>III.H.2.</i> preceding, Enhanced Service Level Agreements; and Section <i>III.H.3.</i> preceding, National Service Level Agreements. Services will not be included in performance measurements and credits will not apply, when:</p> <p>(1) Provision of service is delayed or prevented due to the acts or omissions of the customer or a party authorized by the customer to use the service; or</p>	
(2) Provision of service is delayed or prevented due to failures in power, equipment, service, or systems provided by the customer or by persons other than the Telephone Company; or	
(3) The customer's premises is inaccessible; or	
(4) The customer changes the order after receiving the confirmed Due Date from the Telephone Company; or	
(5) The customer changes its interface requirements; or	
(6) The customer is not ready to accept service; or	
(7) Independent Telephone Companies are involved in the service installation; or	
(8) Building facilities are not ready (includes space, cable support structures, building risers, and entrance facilities to be provided by persons other than the Telephone Company); or	
(9) The customer orders termination beyond the Network Interface; or	
(10) The installation requires special construction; or	
(11) The customer requests Specialized Service or Arrangements as set forth in Section <i>VIII.</i> following or services for which rates were developed on an Individual Case Basis (ICB); or	
(12) The order is for Service Rearrangements or Moves as described in Section <i>VI.F.1.f.(6)</i> and <i>VI.F.4.</i> following, respectively; or	

### III. GENERAL REGULATIONS (Continued)

(13) Provision of service is delayed due to the Telephone Company's provision of Telecom Service Priority (TSP) System as described in Section VII.D. following; or	
(14) A delay or failure in the provision of service is required, permitted or excused by this Tariff; or	
(15) Provision of service is delayed due to acts of God or the public enemy, compliance with any law or any regulation or order of any governmental authority, acts of terrorism, war, rebellion, insurrection or sabotage or damage resulting therefrom, fires, floods, earthquakes, volcanic action, unusually severe weather, explosions, washouts, rules and regulations with regard to common carriers, accidents, epidemics, riots, strikes or other concerted acts of employees, whether direct or indirect, lockouts or other industrial disturbances, whether direct or indirect, worms, viruses or other contaminants that may cause damage to or disable software, computer or electronic systems, or any similar cause, or other causes beyond the Telephone Company's reasonable control; or	
(16) The order is for Expanded Interconnection Services as described in Section XVIII. following; or	
(17) The order is for Ethernet Private Line Access Services as described in Section XXI. following; or	
(18) The order is for LAN Extension Service as described in Section VI.F.18. following.	
<p>b. FIA Interruptions/Mean Time to Restore/Availability</p> <p>This Section III.H.4.b. applies to and supplements Section III.H.1.a. preceding, Credit Allowance for FIA Interruptions; Section III.H.2. preceding, Enhanced Service Level Agreements; and Section III.H.3. preceding, National Service Level Agreements. Services will not be included in performance measurements and credits will not apply:</p> <p>(1) When the customer fails to report the interruption to the Telephone Company (excluding DS3 Integrated Optical Service Riders); or</p>	
(2) When the interruption was caused by the act or omission of the customer or a party authorized by the customer to use the service; or	
(3) When the interruption was due to the failure of power, equipment, service, or systems provided by the customer or persons other than the Telephone Company; or	
(4) For any period in which the Telephone Company is not afforded access to the premises where the service is terminated; or	
(5) When the customer has released the service to the Telephone Company for maintenance purposes, to make rearrangements, or for the implementation of an order for a change in the service, during the time that was negotiated with the customer prior to the release of that service (thereafter, a credit allowance as set forth in this Section III.H. applies); or	

### III. GENERAL REGULATIONS (Continued)

(6) For any period of scheduled maintenance or scheduled downtime where the customer has received prior notification from the Telephone Company; or	
(7) When interruptions occur or continue because of the failure of the customer to authorize the replacement of any element of special construction; or	
(8) For periods when the customer elects not to release the service for testing and/or repair; or	
(9) For periods of temporary discontinuance as set forth in Section <i>III.B.1.</i> preceding; or	
(10) During Periods of interruption as set forth in Section <i>VII.C.</i> following; or	
(11) When an interruption is required, permitted or excused by this tariff; or	

(12) For interruptions, failures or delays due to acts of God or the public enemy, compliance with any law or any regulation or order of any governmental authority, acts of terrorism, war, rebellion, insurrection or sabotage or damage resulting therefrom, fires, floods, earthquakes, volcanic action, unusually severe weather, explosions, washouts, rules and regulations with regard to common carriers, accidents, epidemics, riots, strikes or other concerted acts of employees, whether direct or indirect, lockouts or other industrial disturbances, whether direct or indirect, worms, viruses or other contaminants that may cause damage to or disable software, computer or electronic systems, or any similar cause, or other causes beyond the Telephone Company's reasonable control (except that, this Section <i>III.H.4.b.(12)</i> does not apply to Section <i>III.H.1.a.</i> , excluding the SASG as set forth in Section <i>III.H.1.a.(1)(d)</i> , to which this Section <i>III.H.4.b.(12)</i> shall apply); or	
(13) For an interruption, or a group of interruptions resulting from a common cause, for amounts less than one dollar (\$1.00); or	
(14) For any interruption of LAN Extension Service as described in <i>VI.F.18.</i> following; or	
(15) For any interruption of an EIS or EIS elements as described in Section <i>XVIII.</i> following.	

### III. GENERAL REGULATIONS (Continued)

<p><b>I. <u>Sale or Transfer of an Operating Telephone Company's Assets and/or Stock to an Unaffiliated Third Party</u></b></p> <p>This section <i>III.I.</i> shall apply: a.) if the Telephone Company sells or transfers all or a portion of the assets or stock of an Operating Telephone Company (e.g., Frontier North, Inc.) to an unaffiliated third party ("<b>Transfer</b>"); and b.) a service offering or Service Level Agreement (SLA) of this tariff as referenced in this Section <i>III.I.</i> does not include terms and conditions relating to a Transfer.</p> <p><b>1. General</b></p> <p>The terms and conditions set forth in Section <i>III.I.2.</i> following shall apply:</p> <p>a. when a customer subscribes to a service offering under this tariff that aggregates the customer's purchases from the Telephone Company to measure compliance with such service offering or the customer participates in a SLA that aggregates the customer's measured transactions, and:</p>	
<p>b. the service offering or SLA does not include terms and conditions pertaining to a Transfer; and</p>	
<p>c. as a result of the Transfer, one (1) or more of the following conditions occur solely as a result of the Telephone Company no longer providing the same quantity of services:</p> <p>(1) the customer no longer satisfies the minimum requirements of the service offering or SLA;</p>	
<p>(2) the customer is subject to a related penalty, termination liability or cancellation;</p>	
<p>(3) the customer is subject to a change in the tier of a volume table or a rate table; and</p>	
<p>(4) the customer is subject to a change in the rate level of the service offering.</p>	
<p><b>2. Undertaking of the Telephone Company Following a Transfer</b></p> <p>When the conditions set forth in <i>III.I.1.</i> preceding exist, the Telephone Company will utilize the following terms and conditions, as applicable.</p> <p>a. If the service offering includes specific minimum ordering requirements for participation, or requires that the customer achieve a minimum number of services, minimum number of rate elements, and/or minimum revenue within a specific geographic area in order to continue its subscription to the service offering or participation in a pricing plan for such service offering (each, a Minimum Requirement), the Telephone Company will apply the terms and conditions of this Section <i>III.I.2.a.</i>. The following service offerings have Minimum Requirements that are subject to this Section <i>III.I.2.a.</i>.</p> <p>- Call Management Signaling Service as set forth in Section <i>VII.S.4.</i> following</p>	

### III. GENERAL REGULATIONS (Continued)

- Directory Assistance Service/Preferred Directory Assistance Service as set forth in Section IX.A.1. following	
- Banded Optical Transport as set forth in Sections XII.H.1.f. and XXI.D.2.f. following	
- TCP/IP Data Aggregation Service as set forth in Section XVII.E. following	
In the event of a Transfer, the following applies.	
(1) The Telephone Company will, consistent with the service offering, determine if the customer satisfies the Minimum Requirement for the service offering with the reduced quantity of services the Telephone Company provides to the customer following the Transfer; and	
(2) If the customer does not satisfy the Minimum Requirement following the Transfer, determine if the customer would have satisfied the Minimum Requirement had the Transfer not occurred. If the customer would have satisfied the Minimum Requirement had the Transfer not occurred, then no further action shall be taken and the customer will be considered to have satisfied the Minimum Requirement. If the customer would not have satisfied the Minimum Requirement had the Transfer not occurred, then the terms and conditions for such result shall apply under the applicable service offering, except that the calculation of any penalty associated with not satisfying the Minimum Requirement shall be reduced pro-rata to reflect the Transfer. Upon renewal of the customer's commitment period for such service offering or subsequent subscription to such service offering, as applicable, the terms and conditions set forth in the applicable section(s) of this tariff shall apply, including satisfying the Minimum Requirement for such service offering using only the quantity of services the customer purchases from the Telephone Company at the time of renewal or subsequent subscription.	
For example, assume ZiPLY Fiber transfers a portion of its assets to an unaffiliated third party. Further assume that a customer subscribes to Call Management Signaling Service under Section VII.S.4. following which has a minimum monthly billing of one million (1,000,000) call signals per month. Also assume that following the Transfer, the volume of call signals recorded for the customer at the next scheduled review is nine hundred fifty thousand (950,000), and that an estimated one hundred thousand (100,000) call signals were associated with the services transferred to the unaffiliated third party. In this case, the Telephone Company would determine if the customer would have satisfied the minimum number of call signals had the Transfer not occurred by adding a.) the estimated number of call signals associated with the services transferred to the unaffiliated third party and; b.) the recorded number of call signals for the period of review [950,000 + 100,000 = 1,050,000 call signals]. Based on this calculation, the customer would have satisfied the Minimum Requirement and will not incur any shortfall charges. However, if the result of such calculation was that the customer still did not satisfy the Minimum Requirement for the service, then the terms and conditions for such result shall apply under Section VII.S.4. following, except that the calculation of shortfall charges shall be reduced pro-rata to reflect the Transfer.	

### III. GENERAL REGULATIONS (Continued)

<p>b. If the service offering requires that the customer commit a minimum number of the services or rate elements that the customer purchases from the Telephone Company and maintain such minimum during the term of the service offering (a Commitment Level), and the service offering does not apply rates or credits based on a volume based tier structure, the Telephone Company will apply this Section <i>III.1.2.b.</i>. The following service offering has a Commitment Level that is subject to this Section <i>III.1.2.b.</i></p> <ul style="list-style-type: none"> <li>- Four-wire Voiceband and Digital Data Service Rate Stability Plan as set forth in Section <i>VI.F.13.</i> following</li> </ul>	
<p>In the event of a Transfer, the following applies.</p> <p>(1) The Telephone Company will recalculate the Commitment Level for the duration of the current term to reflect the removal of the services the Telephone Company no longer provides to the customer solely as a result of the Transfer; and</p>	
<p>(2) Use the reduced Commitment Level in all subsequent reviews/true-ups that measure the customer's compliance with established requirements for the service offering for the balance of the current term unless otherwise revised by: 1.) the customer in accordance with the terms and conditions of the service offering; or 2.) the terms and conditions of such service offering. Upon renewal of the customer's term for such service offering, the terms and conditions set forth in the applicable section(s) of this tariff shall apply, including establishment of a new Commitment Level using only the quantity of services the customer purchases from the Telephone Company at the time of renewal.</p>	
<p>(3) If, after reducing the Commitment Level under (2) preceding, the customer is below the minimum combined national commitment level of five hundred (500) Four-wire Voiceband and DDS SALs as required under Section <i>VI.F.13.b.</i> following, the Telephone Company will determine if the customer would have satisfied such minimum requirement had the Transfer not occurred and apply the same actions applied under <i>a.(2)</i> preceding.</p>	
<p>For example, assume ZiPLY Fiber transfers a portion of its assets to an unaffiliated third party. Further assume that a customer with a Four-wire Voiceband and Digital Data Service Rate Stability Plan and a Commitment Level of seven hundred fifty (750) DDS SALs is short of its Commitment Level at the next scheduled annual review by one hundred twenty-five (125) DDS SALs (i.e., the customer has six hundred twenty-five (625) DDS SALs in-service at the next annual review). Also assume that one hundred (100) DDS SALs were transferred to an unaffiliated third party as a result of the Transfer. In this case, the Telephone Company will reduce the customer's Commitment Level to six hundred fifty (650) DDS SALs (750 DDS SALs – 100 DDS SALs = 650 DDS SALs) to reflect the transfer. Since the customer's reduced Commitment Level is six hundred fifty (650) DDS SALs, the customer is still twenty-five (25) DDS SALs short of the reduced Commitment Level (650 DDS SALs – 625 DDS SALs = 25 DDS SALs short). After applying a minus two percent (-2%) shortage allowance per the terms and conditions for this rate stability plan, the customer is still short of its Commitment Level and subject to penalty on the resulting shortage.</p>	



### III. GENERAL REGULATIONS (Continued)

<p>c. If the service offering applies rates or credits based on a volume-based tier structure, the Telephone Company will apply this Section <i>III.1.2.c.</i>. The following service offerings have a volume-based tier structure that is subject to this Section <i>III.1.2.c.</i>.</p> <ul style="list-style-type: none"> <li>- DS1 Term Volume Plans (i.e., one (1), two (2), three (3) and five (5) year DS1 TVP and eight (8) and ten (10) year DS1 TVP (DS1 ETTVP)) as set forth in Section <i>VI.F.14.</i> following</li> </ul>	
<ul style="list-style-type: none"> <li>- DS3 Term Volume Plans as set forth in Section <i>VI.F.19.</i> following</li> </ul>	
<p>In the event of a Transfer, the following applies.</p> <p>(1) The Telephone Company will calculate an adjustment to be used in each scheduled review/true-up following the Transfer for the balance of the customer's current term (Transfer Adjustment). The Transfer Adjustment (which will be calculated using the actual number of units transferred to the unaffiliated third party) offsets the reduced volume achieved by the customer solely as a result of the Transfer (Transfer Adjustment Units) by summing: 1.) the actual volume units achieved by the customer during the applicable review/true-up period (Actual Units); and 2.) the Transfer Adjustment Units. The resulting volume of units (Adjusted Units) shall be used in all applicable review/true-up calculations for the balance of the customer's current term. Upon completion of the current term, the terms and conditions set forth in the applicable section(s) of this tariff shall apply using only the quantity of services the customer purchases from the Telephone Company with no further Transfer Adjustments being applied; and</p>	
<p>(2) If, after applying the Transfer Adjustment, the customer still fails to maintain the same volume tier, the terms and conditions applicable to such result apply in accordance with the service offering, except that the calculation of any penalty associated with attaining a lesser volume tier shall be reduced pro-rata to reflect the Transfer.</p>	
<p>For example, assume Ziplly Fiber transfers a portion of its assets to an unaffiliated third party. Further assume a customer under a DS1 TVP with a committed quantity of one thousand five hundred (1,500) DS1 SALs (threshold level of 1001 – 3000 DS1 SALs) is five hundred seventy-five (575) DS1 SALs short of its committed quantity at the next annual review following a Transfer. Further assume that five hundred (500) DS1 SALs were transferred to an unaffiliated third party in the Transfer and that the in-service quantity of DS1 SALs as measured at the next annual review is nine hundred twenty-five (925). In this case, the Telephone Company will apply a Transfer Adjustment which adds the five hundred (500) DS1 SALs lost in the Transfer (the Transfer Adjustment Units) to the nine hundred twenty-five (925) DS1 SALs which are in-service (the Actual Units), the result of which is one thousand four hundred twenty-five (1,425) DS1 SALs (the Adjusted Units) and rates continue to be applied at the 1001-3000 DS1 SAL threshold level. However, after applying the Transfer Adjustment, the customer is still short of its committed quantity of DS1 SALs and is subject to a shortfall penalty on the shortage which is calculated using the allowance per section <i>VI.F.14.</i> following.</p>	

### III. GENERAL REGULATIONS (Continued)

<p>As another example, assume ZiPLY Fiber transfers a portion of its assets to an unaffiliated third party. Further assume that a customer who subscribes to a DS1 ETTVP with an eight (8) year commitment period and a committed quantity of eighteen thousand (18,000) DS1 SALs (threshold level of 10,001 – 20,000 DS1 SALs) is three thousand (3,000) DS1 SALs short of its committed quantity at the next scheduled annual review following the Transfer, and that such shortage would normally result in the application of a shortfall penalty. Finally assume that three thousand (3,000) DS1 SALs were transferred to an unaffiliated third party in the Transfer and that the in-service quantity of DS1 SALs as measured at the next annual review is fifteen thousand (15,000). In this case, the Telephone Company will apply a Transfer Adjustment which adds the three thousand (3,000) DS1 SALs lost in the Transfer (the Transfer Adjustment Units) to the fifteen thousand (15,000) DS1 SALs which are in-service (the Actual Units), the result of which is eighteen thousand (18,000) DS1 SALs (the Adjusted Units) and rates continue to be applied at the 10,001 to 20,000 threshold level with no shortfall penalty being assessed to the customer.</p>	
<p>d. For Service Level Agreements (SLAs), a customer who participates in one of such SLAs prior to a Transfer shall continue with such SLA for the balance of the subscription term, regardless of whether or not the customer is able to satisfy the requirement(s) of the SLA using the reduced quantity of services the Telephone Company provides to the customer following a Transfer. The following SLAs are subject to this Section <i>III.I.2.d.</i>:</p> <ul style="list-style-type: none"><li>- 2010 Enhanced Service Level Agreement as set forth in Section <i>III.H.2.d.</i> preceding</li></ul>	
<ul style="list-style-type: none"><li>- 2010 National Service Level Agreement as set forth in Section <i>III.H.3.b.</i> preceding</li></ul>	
<p>For example, assume ZiPLY Fiber transfers a portion of its assets to an unaffiliated third party. Further assume that a customer subscribes to the 2010 Enhanced SLA Plan for Qualifying Services under Section <i>III.H.2.d.</i> preceding. The 2010 Enhanced SLA Plan for Qualifying Services requires that the customer have at least thirty-five (35) measured transactions per month as a condition for participation in such SLA. Finally, assume that immediately following the Transfer, the customer has only twenty-two (22) measured transactions. In this case, the customer will be allowed to continue its subscription to the 2010 Enhanced Service Level Agreement for the remainder of the subscription term ending December 31, 2010.</p>	
<p><b>J. <u>Initial Transfer of Assets from Predecessor Company,</u></b></p> <p>The original issuing carriers of this tariff were created by a transfer of assets from an unaffiliated third party. This Section <i>III.J.</i> governs treatment of customers who, at the time of the transfer of assets from the predecessor company, subscribed to a service offering under this tariff that aggregates the customer's purchases from the Telephone Company to measure compliance with such service offering or participated in a SLC that aggregates the customer's measured transactions.</p> <ol style="list-style-type: none"><li>1. When a customer subscribes to a service offering under this tariff that aggregates the customer's purchases from the Telephone Company to measure compliance with such service offering or the customer participates in a SLA that aggregates the customer's measured transactions, and the service offering or SLA includes terms and conditions pertaining to a transfer, the terms and conditions pertaining to a transfer will apply to that service offering or SLA as if the Telephone Company were the predecessor company.</li></ol>	

### III. GENERAL REGULATIONS (Continued)

<p>2. When customer subscribes to a service offering under this tariff that aggregates the customer's purchases from the Telephone Company to measure compliance with such service offering or the customer participates in a SLA that aggregates the customer's measured transactions, and the service offering or SLA does not include terms and conditions pertaining to a Transfer, Sections <i>III.1.</i> preceding will apply as if the Telephone Company were the predecessor company.</p>	
<p>For example, if a customer subscribed to a service offering with the predecessor company that aggregates the customer's measured transactions, and the transfer of assets resulted in the customer meeting the conditions described in <i>III.1.1.b.</i> and <i>c.</i> preceding with respect to the assets transferred to the Telephone Company, the provisions of <i>III.1.2.</i> preceding will apply with respect to prorating any Minimum Requirements.</p>	

## IV. ORDERING OPTIONS FOR FIA

### A. General

This section sets forth the regulations and order related charges for FIA Orders to provide the customer with FIA. These charges are in addition to other applicable charges in other sections of this tariff.

#### 1. *Ordering Conditions*

- a. A customer may order any amount of FIA (Switched or Special) of the same interface type, same Feature Group, same BSA or same Special Access between the same locations for installation on the same date on a single FIA ASR. A customer may order the shared use of Switched Access and Special Access over the same high capacity facility however, separate FIA ASRs are required. The methodology for shared use is set forth in VI.F.7..

- ASRs for FGA or BSA-A must specify the number of lines required.

- ASRs for FGB, FGC, FGD, BSA-B, BSA-C, BSA-D and SAC Access Service must specify the number of trunks required or Busy Hour Minutes of Capacity (BHMC). For Tandem-Switched Transport, the customer has the option of specifying the number of trunks or Busy Hour Minutes of Capacity (BHMC).

In addition, the ASR must indicate whether the Switched Transport ordered is for Entrance Facilities, Direct-Trunked Transport and/or Tandem-Switched Transport. For Direct-Trunked Transport, and Entrance Facilities the ASR must specify channel type, channel interface, and any options desired. In addition, ASRs for Direct-Trunked Transport must specify Facility Hubs involved.

Additional ASR requirements for Switched Access Service are described in V.B.5.v. and V.C.2..

- b. The customer shall supply all details necessary to complete an order. The details may include the following: requested service date, customer name, customer designated location, end office, Interface Arrangement, type of Switched Access or Special Access, Supplemental Features, End Office Services and Signaling Interface, and originating and terminating capacity required. The customer may also be required to provide end user name and location, end user contact person, and end user premises access information to complete an order for Special Access.

When a customer orders mixed interstate and intrastate Switched Access, the customer is required to provide an estimate of the percent of traffic, as described in V.C.3., which will be interstate. If the customer fails to provide this estimate, the order will not be processed until such time as the customer provides this estimate.

When a customer orders mixed-use special access service, the customer must indicate the jurisdiction based on the criteria in Section VI.A.6..

#### IV. ORDERING OPTIONS FOR FIA (Continued)

	<p>For Packet Switching Network Service<sup>12</sup>, the packet carrier must provide a Percent of Interstate Usage (PIU) in the Main Remarks section of the ASR when service is initially ordered. This PIU will be used as the basis for prorating the packet usage charges to the interstate and intrastate jurisdictions. The packet switching carrier may submit an updated PIU report in writing at any time following one (1) full month's billing. The updated report will become effective on the first day of the next monthly billing period which begins at least fifteen (15) business days after the date the revised report is received by the Telephone Company.</p>	
c.	<p>When the Alternate Traffic Routing Optional Arrangement is ordered, more than one CDL will be supplied and the number of trunks or BHMC for FGB, FGC and FGD to each CDL shall be specified.</p>	
	<p>When the Alternate Traffic Routing Basic Serving Element (BSE) is ordered, more than one CDL will be supplied and the number of trunks or BHMC for BSA-B, BSA-C, and BSA-D to each CDL shall be specified.</p>	
d.	<p>The customer shall order SAC Access Service, as described in <i>V.B.1.e.</i>, in the same manner as ordering FGD or BSA-D with the following exceptions. For 500 SAC Access Service or 900 SAC Access Service, customers may request direct connections to only those offices designated by the Telephone Company as 500 SAC Access Service or 900 SAC Access Service screening offices. All 500 NXX or 900 NXX code assignments and administration shall be in accordance with the North American Numbering Plan (NANP). 800, 888 SAC Access Service is offered only in conjunction with the 800/888 Customer Identification Function as described in <i>V.B.11.</i> and in conjunction with 800/888 Data Base Query Service as described in <i>V.B.19.</i> Customers may request 800/888 SAC access connections to suitably equipped end offices and access tandem offices. A list of those offices will be provided upon request. All 800 or 888 number assignments shall be administered by the Number Administration Service Center (NASC) through the Service Management System (SMS).</p>	
	<p>500 NXX codes or 900 NXX codes to be activated and/or deactivated in conjunction with 500 SAC Access Service or 900 SAC Access Service, must be provided to the Telephone Company at least thirty (30) business days prior to the effective date of the change.</p>	
	<p>An ASR is required by the Telephone Company for 500 NXX codes or 900 NXX codes to be activated or deactivated on an access facility level basis. The Switched Access Ordering Charge, as described in <i>V.E.2.a.(3)(g)</i>, will apply. In addition to the Switched Access Ordering Charge, the NXX Translation Charge, as described in Section <i>V.E.2.h.(8)</i>, shall apply to each 500 NXX code activated or deactivated in a Telephone Company switch capable of performing the customer identification function for 500 SAC Access Service. Customer assigned codes for which an ASR has not been received will be blocked.</p>	

---

<sup>12</sup> Effective November 19, 2005, this service is no longer available to any customer who is not a customer as of November 19, 2005. Effective November 19, 2005, existing customers may not make additions, moves or changes to this service or submit any new orders for this service.

#### IV. ORDERING OPTIONS FOR FIA (Continued)

<p>When SAC Access Service is not terminated over a Special Access Line as in VI.A.1.c.(2), the customer must notify the Telephone Company of all local exchange telephone numbers to which SAC Access Service traffic is designated so that the Telephone Company can balance the end office in accordance with standard Telephone Company engineering practices for heavy volume lines.</p>	
<p>e. To determine if adequate central office facilities (i.e., trunk circuits) for FGD or BSA-D will be available on the conversion date to equal access and to be eligible for the allocation in the following paragraph all customers (including those customers who convert existing FGA, FGB, FGC, BSA-A, BSA-B and BSA-C to FGD or to BSA-D) must order FGD or BSA-D 120 days prior to an end office conversion to equal access.</p>	
<p>When trunk circuits are not available to meet the demand an allocation of available trunk circuits will be required. The allocation of available facilities is a three (3) step process as described below:</p>	
<p>In this example assume nine (9) ICs have ordered BHMCs which necessitate 1,000 FGD trunks where only 800 FGD trunk circuits are available at the conversion date.</p> <p>Step 1: Provide an initial flat 25% distribution of available trunk circuits to each requesting IC except for incremental requests over existing levels of FGC. (See table in Step 3.)</p> $25\% \text{ of } 800 \text{ (available facilities)} = 200$ $\frac{200}{9-1} = 25$	
<p>Step 2: Assign all remaining trunk circuits proportionately, working from bottom up until ICs, as a result of the proration, are assigned less facilities than desired. First determine facilities available for apportionment.</p> $800 - 175 = 625 \text{ (eligible ICs are A, B, C, D, E, F)}$ $\frac{\text{(Desired Facilities)}}{\text{(Total Desired Facilities)}} \times \frac{\text{Remaining Facilities}}{\text{(of Remaining Facilities)}}$ $F = \frac{70}{1000 - 50} \times 625 = 46 \text{ (assign only 45)}$ $E = \frac{80}{1000 - 120} \times 625 - 45 = 53$ <p>(E receives less facilities than originally ordered, i.e., 53 + 25 = 78)</p>	

## IV. ORDERING OPTIONS FOR FIA (Continued)

<p>Step 3: When an IC receives less facilities than desired, the remainder of ICs are allocated according to the following allocation factor:</p> $\frac{\text{Remaining Facilities}}{\text{Total Desired Facilities of remaining eligible ICs of Access}} = \frac{625 - 98}{1000 - 200} = \frac{527}{800} = .659$ <ul style="list-style-type: none"> <li>- D = 100 x .659 = 66</li> <li>- C = 200 x .659 = 132</li> <li>- B = 200 x .659 = 132</li> <li>- A = 300 x .659 = 197</li> </ul>						
ICs	Demand Desired (In Trunks)	Resources Available	Step 1 Flat 25% Distribution	Step 2	Step 3	Total Assigned Trunk Circuits
A	300	-	25	-	197	222
B	200	-	25	-	132	157
C <sup>13</sup>	200	-	0	-	132	132
D	100	-	25	-	66	91
E	80	-	25	53	-	78
F	70	-	25	45 <sup>14</sup>	-	70
G	25	-	25	-	-	25
H	15	-	15 <sup>14</sup>	-	-	15
I	10	-	10 <sup>14</sup>	-	-	10
Total	1,000-	800	175	98	527	800
<p>f. The provision of Special Access requires the selection of a Terminating Option as defined in VI.C.. The provision of Switched Access requires an Entrance Facility as defined in V.B.3.b.. When a customer orders a DS3 SAL or DS3 Switched Entrance Facility, he/she may specify, on the ASR, if the interface is to be electrical or optical. In the event the customer does not specify an interface preference for DS3, the Telephone Company will provide an electrical interface.</p>						
<p>When a customer orders a FiberConnect SAL the customer must specify an electrical interface and indicate the Network Channel Interface (NCI) code on the ASR. Each FiberConnect SAL accommodates four (4) DS1 transports.</p>						
<p>When a customer orders a DS3C SAL, the Telephone Company will provide an optical interface unless service is provided via microwave, in which case an electro-magnetic interface is provided, or unless the customer specifies on the ASR a request for an electrical interface.</p>						

<sup>13</sup> Request for additional trunk circuits by an IC with existing FGC or BSA-C.

<sup>14</sup> Will not assign more than desired

**IV. ORDERING OPTIONS FOR FIA (Continued)**

g. When ordering Common Channel Signaling System 7 (CCS7) Access service as described in <i>V.B.10.</i> and <i>V.E.2.g.</i> , the customer shall place an order for interconnection between the Telephone Company's Signal Transfer Point (STP) and the CDL. CCS7 Access service shall be ordered and installed pursuant to specifications in Technical Reference GR-905-CORE, Issue 11 <sup>15</sup> . Each service application used in conjunction with CCS7 Access service will require a separate ASR. When ordering additions or changes to existing CCS7 Access service facilities, the customer must refer to the specific CCS7 Access service facilities affected by the addition or change.	
h. When ordering Line Information Data Base (LIDB) Query Service, the customer shall provide an ASR specifying the originating point codes (OPCs) of the customer's designated operator service system (OSS) sending the query or queries, and the desired due date of the order. LIDB Query Service is provided in conjunction with interconnection to the Telephone Company's SS7 network as set forth in Sections <i>V.</i> and <i>IX.H.</i> .	
i. An ASR is required from the customer to request the unblocking of 0+900 calls. For an initial customer order at the tandem or end office level, the Telephone Company must receive the request to unblock 0+900 dialing capability at least sixty (60) business days prior to the requested effective date. To block or unblock 0+900 dialing capability for NXX codes assigned to a customer in an end office subtending a previously unblocked tandem, a request must be received at least thirty (30) business days prior to the requested effective date of the change.	
j. An ASR is required from the customer to add 1+ coin traffic from an end office. At the customer's option, the ASR can be issued at a 1+ coin tandem or end office level. For an initial customer order at a 1+ coin tandem, the Telephone Company must receive the request at least one hundred twenty (120) calendar days prior to the requested effective date. Standard provisioning intervals will apply to subsequent orders involving that 1+ coin tandem.	
The customer must provide the Telephone Company with written notification stating that an order is being submitted pursuant to an agreement with a secondary service provider prior to the routing of 1+ interLATA coin traffic to a provider other than the customer.	
k. When ordering Operator Services, an ASR is required to establish a new FGC, FGD, BSA-C or BSA-D trunk group(s) or to add Operator Services to an existing FGC, FGD, BSA-C or BSA-D trunk group between the Telephone Company's Operator Services Switching Location and one CDL in the same LATA.	
When measurement capability does not exist for Operator Services per call charges, a forecast of the number of Operator Services calls anticipated is required from the customer as set forth in <i>IX.G.3.</i> when the initial order for Operator Services is placed.	

---

<sup>15</sup> GR-905-CORE, Issue 11, replaces TR-TSV-000905 in its entirety.



#### IV. ORDERING OPTIONS FOR FIA (Continued)

	<p>l. When ordering Signaling System 7 (SS7) Out of Band Signaling as described in <i>V.B.5.aa.</i>, the customer shall provide an ASR specifying a reference to existing CCS7 Access service facilities or reference to a related ASR for CCS7 Access service as described in <i>IV.A.1.g.</i>. The customer's ASR shall also include STP point codes, STP location identifier codes, FGD or BSA-D trunk or 800/877/888 Service Access trunk circuit identification codes, and switch type. When ordering SS7 Out of Band Signaling for FGD or BSA-D, the customer shall specify that all traffic carried by that FGD or BSA-D will be equipped with out of band signaling. The customer shall work cooperatively with the Telephone Company to determine the number of CCS7 Access service connections required to handle the customer's SS7 Out of Band Signaling traffic.</p>	
	<p>m. When ordering Expanded Interconnection Services (EIS) as described in <i>XVIII.E.</i>, the customer shall place an ASR for the Cross Connect, as described in <i>V.E.3.</i> and <i>VI.A.1.d.</i>, to interconnect the facilities of the Telephone Company to the facilities of the customer. Each service application used in conjunction with EIS will require a separate ASR. When ordering additions or changes to the existing EIS facilities, the customer must refer to the specific EIS facilities affected by the addition or change.</p>	
	<p>n. When a customer orders Tandem Switch Signaling (TSS), as described in <i>V.B.5.cc.</i> and <i>V.B.21.</i>, to be established with the installation of a new FGD or BSA-D trunk group, 500 SAC Access Service, or 900 SAC Access Service trunk group, the Switched Access Ordering charge, per ASR and the appropriate Service Installation charge will apply for the installation of the FGD or BSA-D or 900 SAC Access services. TSS can only be provided from equal access end offices.</p>	
	<p>When a customer orders Tandem Switch Signaling to be added to an existing FGD or BSA-D trunk group, 500 SAC Access Service or 900 SAC Access Service trunk group or to a pending ASR, only the Switched Access Ordering charge and the Design Change charge will apply for the addition of the optional arrangement.</p>	
	<p>o. When ordering FGD or BSA-D Switched Access with 950-XXXX Access as described in <i>V.B.5.t.</i>, the customer shall provide an ASR specifying which 950-XXXX access code(s) are to be routed and the FGD or BSA-D Switched Access Service over which resulting originating 950-XXXX access code calls are to be routed.</p>	
	<p>p. When ordering Carrier Identification Parameter (CIP) as described in <i>V.B.5.ee.</i>, the customer shall provide an ASR specifying a reference to existing FGD or BSA-D switched access services or reference to a related ASR for FGD or BSA-D switched access services. The customer's ASR shall specify the information necessary to identify the trunk group to which the CIP is to be added.</p>	
	<p>q. For Dedicated Optical Transport Service, the Telephone Company will construct the customer's dedicated ring. The customer must provide the Telephone Company with complete and accurate information to design and construct the customer's dedicated ring. Construction will not begin until the customer and the Telephone Company agree on the design of the ring. The order date for the ring is the date on which the customer provides the Telephone Company with a complete and accurate ASR for the service. In the event that the customer cancels its request, or part of its request, for construction of the ring, cancellation charges as set forth in <i>IV.B.6.</i> following will apply.</p>	

## IV. ORDERING OPTIONS FOR FIA (Continued)

<p>r. For Dedicated SONET Ring (DSR) the Telephone Company will construct the customer's dedicated ring. The customer must provide the Telephone Company with complete and accurate information to design and construct the customer's dedicated ring. Construction will not begin until the customer and the Telephone Company agree on the design of the ring. The order date for the ring is the date on which the customer provides the Telephone Company with a complete and accurate ASR for the service. In the event that the customer cancels its request, or part of its request, for construction of the ring, cancellation charges as set forth in <i>IV.B.6.</i> following will apply.</p>	
<p>s. When ordering a lower bit rate service over another customer's DSR (Host Customer) that is equipped with the Customer Service Management (CSM) optional feature as set forth in Section <i>XXI.B.10.a.</i> following, the lower bit rate service customer (Service User) must provide a Letter of Authorization (LOA) that is signed by both the Service User and the Host Customer. The LOA must include an acknowledgment that the Host Customer has the ability to perform CSM functions (e.g., reconfiguration) on the portion of the Service User's service that rides the DSR.</p>	
<p><b>2. <i>Provision of Other Services</i></b></p> <p>a. At the option of a customer, Directory Assistance, Additional Labor, Telecommunications Service Priority (TSP), Testing, LIDB Query Service and Special Routing services may be ordered with an ASR at the same time the ASR is accepted by the Telephone Company. Such requests will be considered to be supplemental to the ASR. The rates and charges for these services as set forth in other sections of this tariff will apply in addition to the ordering charges set forth in this section and the rates and charges for the Switched Access or Special Access with which they are associated.</p>	
<p>b. The items listed in <i>a.</i> preceding may subsequently be added to the ASR at any time, up to and including the service date established by the ASR. When ordered subsequently, charges for ASR modifications as set forth in <i>IV.B.2.</i> will apply.</p>	
<p><b>3. <i>Special Construction</i></b></p> <p>a. When the Telephone Company determines that the installation of service meets the guidelines of the Special Construction tariffs as set forth in Section <i>II.C.</i> preceding, the customer is notified and conditions are negotiated as prescribed by the Special Construction tariffs.</p>	
<p>b. The regulations, rates and charges for Special Construction (as set forth in the tariffs referenced in Section <i>II.C.</i> preceding) are in addition to the regulations, rates and charges specified in this section.</p>	
<p>c. Special Construction is not applicable to EIS.</p>	
<p><b>4. <i>Expanded Interconnection Service (EIS)</i></b></p> <p>The regulations rates and charges for EIS in Section <i>XVIII.</i> are in addition to the regulations, rates and charges specified in this section.</p>	

## IV. ORDERING OPTIONS FOR FIA (Continued)

<p><b>5. Tandem Switch Signaling</b></p> <p>The regulations, rates and charges for Tandem Switch Signaling in Section V. and are in addition to the regulations, rates and charges specified in this section.</p>	
<p><b>B. <u>Access Service Request</u></b></p> <p>An ASR is used by the Telephone Company to receive orders for the following types of FIA requested by the customer:</p> <ul style="list-style-type: none"><li>- Switched Access as in Section V.</li><li>- Special Access as in Section VI.</li><li>- Expanded Interconnection Service as in Section XVIII., and</li><li>- Other Services as in other sections of the tariff.</li></ul> <p><b>1. Service Date Intervals</b></p> <p>The time required to provision service is known as the service date interval. Such intervals will be established in accordance with published service date interval guidelines which are available to customers upon request. The service date interval guidelines will apply to ASRs and will specify the quantities of FIA that can be provided on the same service date. The customer may request a service date other than that established pursuant to the service date interval guidelines, and the Telephone Company, where possible, will establish the service date in accordance with such request, subject, however, to other applicable provisions of this tariff.</p>	
<p><b>2. ASR Modifications</b></p> <p>The customer may request a modification of its ASR prior to the service date. The Telephone Company will make every effort to accommodate a requested modification when it is able to do so with the normal work force assigned to complete such an ASR within normal business hours. If the modification cannot be made with the normal work force during normal business hours, the Telephone Company will notify the customer. If the customer still desires the ASR modification, the Telephone Company will schedule a new service date. All charges for ASR modifications will apply on a per occurrence basis. Where a new ASR may be required the appropriate charges in other sections of this tariff will be applicable.</p>	
<p>Any increase in the number of Switched Access lines for FGA or BSA-A trunks or BHMCS for FGB, FGC, FGD, BSA-B, BSA-C, BSA-D and SAC Access Service; Special Access circuits; STP Port Terminations and CCS7 access facilities; or OSS OPCs in conjunction with LIDB Query Service, and Advanced Communications Network services will require the issuance of a new ASR for the incremental capacity.</p> <p><b>a. Service Date Change Charge</b></p> <p>ASR service dates for the installation of new services or rearrangement of existing services may be changed. Except as otherwise specified in Section IV.B.6.c.(3), a Service Date Change Charge will apply for each service date change after the plant test date of the original ASR.</p>	

#### IV. ORDERING OPTIONS FOR FIA (Continued)

<p>For Switched Access Tandem-Switched Transport or ASRs requesting additional trunk activations on existing Direct-Trunked Transport facilities, the new service date may not exceed the original service date by more than thirty (30) calendar days. If the requested service date is more than thirty (30) calendar days after the original service date, the ASR will be canceled by the Telephone Company and cancellation charges in IV.B.6. will apply.</p>																																	
<p>For Special Access, Ethernet Private Line, as applicable, Switched Access Entrance Facilities, and Switched Access Direct-Trunked Transport, subject to Section IV.B.6. following, a customer may negotiate an extension of a service date of an ASR for installation of new services or rearrangements of existing services.</p>																																	
<p>With the agreement of the Telephone Company, a new service date may be established that is prior to the original service date and the provisions in e. will apply in addition to the Service Date Change Charge.</p> <table> <tr> <th data-bbox="410 741 542 768"><u>Jurisdiction</u></th><th data-bbox="1162 741 1219 768"><u>Rate</u></th></tr> <tr> <td data-bbox="410 800 477 827">Idaho</td><td></td></tr> <tr> <td data-bbox="448 831 630 858">Special Access</td><td></td></tr> <tr> <td data-bbox="485 863 602 890">Price Cap</td><td data-bbox="1149 863 1230 890">\$65.55</td></tr> <tr> <td data-bbox="485 894 764 921">Price Bands A, B and C</td><td data-bbox="1149 894 1230 921">\$65.55</td></tr> <tr> <td data-bbox="448 926 659 953">All Other Services</td><td data-bbox="1149 926 1230 953">\$65.55</td></tr> <tr> <td data-bbox="410 984 500 1012">Oregon</td><td></td></tr> <tr> <td data-bbox="448 1016 630 1043">Special Access</td><td></td></tr> <tr> <td data-bbox="485 1047 602 1075">Price Cap</td><td data-bbox="1149 1047 1230 1075">\$64.00</td></tr> <tr> <td data-bbox="485 1079 764 1106">Price Bands A, B and C</td><td data-bbox="1149 1079 1230 1106">\$64.00</td></tr> <tr> <td data-bbox="448 1110 659 1138">All Other Services</td><td data-bbox="1149 1110 1230 1138">\$64.00</td></tr> <tr> <td data-bbox="410 1169 550 1197">Washington</td><td></td></tr> <tr> <td data-bbox="448 1201 630 1228">Special Access</td><td></td></tr> <tr> <td data-bbox="485 1232 602 1260">Price Cap</td><td data-bbox="1149 1232 1230 1260">\$63.99</td></tr> <tr> <td data-bbox="485 1264 764 1291">Price Bands A, B and C</td><td data-bbox="1149 1264 1230 1291">\$63.99</td></tr> <tr> <td data-bbox="448 1295 659 1323">All Other Services</td><td data-bbox="1149 1295 1230 1323">\$63.99</td></tr> </table>	<u>Jurisdiction</u>	<u>Rate</u>	Idaho		Special Access		Price Cap	\$65.55	Price Bands A, B and C	\$65.55	All Other Services	\$65.55	Oregon		Special Access		Price Cap	\$64.00	Price Bands A, B and C	\$64.00	All Other Services	\$64.00	Washington		Special Access		Price Cap	\$63.99	Price Bands A, B and C	\$63.99	All Other Services	\$63.99	
<u>Jurisdiction</u>	<u>Rate</u>																																
Idaho																																	
Special Access																																	
Price Cap	\$65.55																																
Price Bands A, B and C	\$65.55																																
All Other Services	\$65.55																																
Oregon																																	
Special Access																																	
Price Cap	\$64.00																																
Price Bands A, B and C	\$64.00																																
All Other Services	\$64.00																																
Washington																																	
Special Access																																	
Price Cap	\$63.99																																
Price Bands A, B and C	\$63.99																																
All Other Services	\$63.99																																
<p>b. Partial Cancellation Charge</p> <p>Any decrease in the number of Switched Access lines for FGA or BSA-A; trunks or BHMCs for FGB, FGC, FGD, BSA-B, BSA-C, BSA-D and SAC Access Service; Special Access circuits; STP Port Terminations and CCS7 switched access facilities; OSS OPCs in conjunction with LIDB Query Service, or Advanced Communications Network services will be treated as a partial cancellation.</p>																																	
<p>A customer may cancel any number of Special Access circuits or Advanced Communications Network services.</p>																																	

#### IV. ORDERING OPTIONS FOR FIA (Continued)

<p>When a customer partially cancels the service ordered on an ASR, charges will apply as follows:</p> <p>(1) Except as specified in <i>IV.B.6.d.</i>, when an ASR for Switched Access Service is partially canceled on or after the Application Date, the charge will be determined by multiplying the total Installation nonrecurring charges for the canceled portion of the order by the number of business days elapsed since the Application Date and dividing that figure by the number of days in the service interval and adding the Switched Access Ordering Charge.</p>	
<p>(2) When an ASR for Special Access Service or Advanced Communications Network service is partially canceled, on or after the Application Date, the charge will be determined by multiplying the total Special Access or Advanced Communications Network services nonrecurring charges for the canceled portion of the order by the number of business days elapsed since the Application Date and dividing that figure by the number of days in the service interval</p>	
<p>(3) When a customer cancels part of an ASR for which billing has commenced as provided in <i>IV.B.2.a.</i> and <i>IV.B.6.a.</i>, cancellation charges in <i>IV.B.6.c.(3)</i> will apply to that part of the ASR being canceled.</p>	
<p>c. Discontinuance of Service</p> <p>A customer may discontinue FIA that is in service at any time. The request for discontinuance of service must be received by the Telephone Company at least two business days prior to the date on which service is to be disconnected and billing discontinued. The disconnect request may be submitted via the same method(s) used to place orders. The customer must notify the Telephone Company of a delay or cancellation in the discontinuance request prior to the disconnect date. The Telephone Company, where possible, will establish the disconnect date in accordance with such request. Billing and service will then continue until the new requested disconnect date. If a service is discontinued prior to the expiration of the Minimum Period in <i>IV.B.4.</i>, the Minimum Period Charges in <i>IV.B.5.</i>, may apply.</p>	
<p>d. Design Change Charge</p> <p>The customer may request a design change to a pending ASR for both Switched and Special Access or request a change to an existing Switched Access Service. A design change is a change which requires engineering review. The regulations, rates and charges for a design change are in Section <i>V.E.2.a.(3)(i)</i> for Switched Access Service, and Section <i>VI.F.1.f.(1)</i> for Special Access Service, and are in addition to the regulations, rates and charges specified in this section.</p>	
<p>e. Expedited Order Charge</p> <p>When placing an Access Service Request a customer may request a service date that is prior to the Telephone Company's published service date interval. If the Telephone Company determines that the service can be provided on the requested date, an Expedited Order Charge will apply.</p>	

## IV. ORDERING OPTIONS FOR FIA (Continued)

A customer may also request an earlier service date on a pending Access Service Request. If the customer's request can be accommodated, a Service Date Change Charge as described in Section IV.B.2.a. will apply in addition to the Expedited Order Charge.																																																	
If the Telephone Company is subsequently unable to meet an agreed upon expedited service date, the Expedited Order Charge will not apply.																																																	
In the event that the Telephone Company provides service on an expedited basis by customer request and the customer then delays service, an additional Service Date Change Charge as described in Section IV.B.2.a. will apply.																																																	
The Expedited Order Charge applies per order, based on the requested service date. A request to expedite service to be available the next day is a one (1) day expedite, a request for service in two (2) days is a two (2) day expedite, and so on to a request for service a week from the request date is a seven (7) day expedite. A request for an expedite of more than seven (7) days will be billed the seven (7) day expedite rate. Expedited orders for same day service are not available. If the requested service date is at the published service date interval or later, no Expedited Order Charge will apply.																																																	
<p>Rates for Expediated Order Charges are as follows:</p> <table> <tr> <td colspan="2"><u>Idaho</u></td></tr> <tr> <td>One Day Expedite</td><td>\$1,536.29</td></tr> <tr> <td>Two Day Expedite</td><td>1,274.14</td></tr> <tr> <td>Three Day Expedite</td><td>1,011.99</td></tr> <tr> <td>Four Day Expedite</td><td>749.84</td></tr> <tr> <td>Five Day Expedite</td><td>697.41</td></tr> <tr> <td>Six Day Expedite</td><td>644.98</td></tr> <tr> <td>Seven Day Expedite</td><td>592.55</td></tr> <tr> <td colspan="2"><u>Oregon</u></td></tr> <tr> <td>One Day Expedite</td><td>\$1,536.29</td></tr> <tr> <td>Two Day Expedite</td><td>1,274.14</td></tr> <tr> <td>Three Day Expedite</td><td>1,011.99</td></tr> <tr> <td>Four Day Expedite</td><td>749.84</td></tr> <tr> <td>Five Day Expedite</td><td>697.41</td></tr> <tr> <td>Six Day Expedite</td><td>644.98</td></tr> <tr> <td>Seven Day Expedite</td><td>592.55</td></tr> <tr> <td colspan="2"><u>Washington</u></td></tr> <tr> <td>One Day Expedite</td><td>\$1,536.29</td></tr> <tr> <td>Two Day Expedite</td><td>1,274.14</td></tr> <tr> <td>Three Day Expedite</td><td>1,011.99</td></tr> <tr> <td>Four Day Expedite</td><td>749.84</td></tr> <tr> <td>Five Day Expedite</td><td>697.41</td></tr> <tr> <td>Six Day Expedite</td><td>644.98</td></tr> <tr> <td>Seven Day Expedite</td><td>592.55</td></tr> </table>		<u>Idaho</u>		One Day Expedite	\$1,536.29	Two Day Expedite	1,274.14	Three Day Expedite	1,011.99	Four Day Expedite	749.84	Five Day Expedite	697.41	Six Day Expedite	644.98	Seven Day Expedite	592.55	<u>Oregon</u>		One Day Expedite	\$1,536.29	Two Day Expedite	1,274.14	Three Day Expedite	1,011.99	Four Day Expedite	749.84	Five Day Expedite	697.41	Six Day Expedite	644.98	Seven Day Expedite	592.55	<u>Washington</u>		One Day Expedite	\$1,536.29	Two Day Expedite	1,274.14	Three Day Expedite	1,011.99	Four Day Expedite	749.84	Five Day Expedite	697.41	Six Day Expedite	644.98	Seven Day Expedite	592.55
<u>Idaho</u>																																																	
One Day Expedite	\$1,536.29																																																
Two Day Expedite	1,274.14																																																
Three Day Expedite	1,011.99																																																
Four Day Expedite	749.84																																																
Five Day Expedite	697.41																																																
Six Day Expedite	644.98																																																
Seven Day Expedite	592.55																																																
<u>Oregon</u>																																																	
One Day Expedite	\$1,536.29																																																
Two Day Expedite	1,274.14																																																
Three Day Expedite	1,011.99																																																
Four Day Expedite	749.84																																																
Five Day Expedite	697.41																																																
Six Day Expedite	644.98																																																
Seven Day Expedite	592.55																																																
<u>Washington</u>																																																	
One Day Expedite	\$1,536.29																																																
Two Day Expedite	1,274.14																																																
Three Day Expedite	1,011.99																																																
Four Day Expedite	749.84																																																
Five Day Expedite	697.41																																																
Six Day Expedite	644.98																																																
Seven Day Expedite	592.55																																																

ISSUED: JUNE 3, 2020

EFFECTIVE: JUNE 18, 2020

ISSUED BY ZIPLY FIBER TELEPHONE COMPANIES

BY JESSICA EPLEY, REGULATORY & EXTERNAL AFFAIRS DIRECTOR

## **IV. ORDERING OPTIONS FOR FIA (Continued)**

<p><b>3. <i>Selection of Facilities for Access Service</i></b></p> <p>Requests for a specific circuit is not an option of the customer except as provided for under Special Facilities Routing of FIA in Section X..</p>	
<p><b>4. <i>Minimum Period</i></b></p> <p>a. The Minimum Period for which Special Access, End User FIA, Frame Relay, Packet Switching Network Service<sup>16</sup>, STP Port Terminations, Basic Service Elements (BSEs) CCS7 Access facilities, Monthly Ethernet Private Line rate elements, Presubscribed Interexchange Carrier Charge are provided and for which charges are applicable, is one (1) month, except as in <i>b.</i> through <i>n.</i> following or in other sections of this tariff.</p>	
<p>b. The Minimum The Minimum Period for Miscellaneous Services is in Section VII..</p>	
<p>c. The Minimum Period for Ancillary Services is in Section IX..</p>	
<p>d. The Minimum Period for temporary videoband and program audio Special Access is the minimum period for which rates are established in Section VI.G. and VI.H..</p>	
<p>e. (Reserved for Future Use)</p>	
<p>f. The Minimum Period for FGA, FGB, FGC, BSA-A, BSA-B, BSA-C, SAC Access Service, and also for FGD or BSA-D ordered after the conversion of an end office to equal access, is one (1) month. For the application of the minimum period charges for Switched Access Service FGB, FGC, BSA-B, BSA-C, SAC Access Service, and for FGD or BSA-D ordered after the conversion of an end office to Equal Access, it is assumed the last identical capacity placed in service is the first one discontinued.</p>	
<p>g. For FGD or BSA-D ordered prior to the conversion of an end office to equal access and a.) cancelled prior to the conversion date, a Cancellation Charge in IV.B.6. applies or b.) cancelled on or after the equal access conversion date, a Discontinuance Charge in IV.B.7. applies.</p>	
<p>h. The minimum periods for Special Access DS3 Service are in Section VI.F.11..</p>	
<p>i. The minimum periods for Expanded Interconnection Services are in Section XVIII.I.2..</p>	
<p>j. The minimum period for the month-to-month option for Video Digital Transport - 270 Mbps service is three (3) months.</p>	
<p>k. The minimum periods for Advanced Communications Network services are set forth under Section XVII..</p>	

<sup>16</sup> Effective November 19, 2005, this service is no longer available to any customer who is not a customer as of November 19, 2005. Effective November 19, 2005, existing customers may not make additions, moves or changes to this service or submit any new orders for this service.

## IV. ORDERING OPTIONS FOR FIA (Continued)

l. The minimum periods for Ethernet Private Line services are set forth in Section XXI.C..	
m. The minimum period for Special Access DS1 Service that is included in an Eight (8) and Ten (10) Year DS1 Term Volume Plan (ETTVP) is set forth in Section VI.F.14.h. following.	
n. The minimum period for Special Access DS3 Service that is included in a DS3 Term Volume Plan (DS3 TVP) is set forth in Section VI.F.19.m. following.	
<b>5. Minimum Period Charges</b>  When FIA are discontinued prior to the expiration of the Minimum Period, charges are applicable for the remaining month(s) and/or fraction thereof of the Minimum Period.	
Except as specifically stated in other sections of this tariff, the Minimum Period Charge will be determined as follows:  a. For Switched Access usage sensitive rate elements, the charge for the minimum period, or fraction thereof, is equal to the applicable rates for the actual or assumed usage for the minimum period or such fraction thereof. For Switched Access flat-rated monthly elements (i.e., Entrance Facility, Direct-Trunked Transport and Multiplexing rates), the charge for the minimum period or fraction thereof is the applicable monthly rates for the service.	
b. For Special Access, the charge is the applicable monthly rate for the service(s) as specified in Section VI.G.. For Special Access DS3 Service, additional information regarding the calculation of minimum service period charges can be found in Section VI.F..	
c. For End User Common Lines, the charge is the applicable monthly rate for the FIA as in XIV.K..	
d. For FGD or BSA-D ordered prior to conversion of an end office to equal access, but canceled after the equal access conversion date, a Discontinuance Charge in IV.B.7. applies.	
e. For part-time or occasional program audio Special Access services, the rates in VI.F.1., VI.G., and VI.H. will apply.	
f. For FGA, FGB, BSA-A, and BSA-B Type service where measurement equipment is not available and the Assumed Minutes of Use Monthly Surrogate is used, the charge will be the prorated amount on a daily basis, calculated at 1/30 of the applicable rate shown in Section V.F.7., for each day of the minimum period the facility was in service.	
g. For Ethernet Private Line services, the charge is the applicable monthly rate for the service(s) as in XXI.L..	
h. For the Presubscribed Interexchange Carrier Charge, the charge is the applicable monthly rate as in Section XIII..	



## IV. ORDERING OPTIONS FOR FIA (Continued)

<p>6. <i>Cancellation of an ASR</i></p> <p>a. A customer may cancel ordered FIA on any date prior to the service date. The cancellation date is the date the Telephone Company receives written or verbal notice from the customer that the ASR is to be canceled. The verbal notice must be followed by written confirmation within ten (10) days.</p>	
<p>For Switched Access Tandem-Switched Transport or ASRs requesting additional trunk activations on existing Direct-Trunked Transport facilities, if a customer is unable to accept service within thirty (30) calendar days of the original service date, the ASR shall be considered canceled and charges in c. and d. will apply. In such instances, the cancellation date shall be the 31st calendar day beyond the original service date of the ASR.</p>	
<p>For Special Access Service, Ethernet Private Line, as applicable, Switched Access Entrance Facilities and Switched Access Direct-Trunked Transport, if a customer or a customer's end user is unable to accept service within thirty (30) calendar days of the original service date, the customer may elect one of the following options:</p> <ul style="list-style-type: none"> <li>- The customer may take no action and the ASR shall be canceled by the Telephone Company on the thirty-first (31<sup>st</sup>) day with the appropriate Cancellation Charge as set forth in this tariff applied; or</li> </ul>	
<ul style="list-style-type: none"> <li>- The customer may choose to commence billing for the service on the thirty-first (31<sup>st</sup>) day.</li> </ul>	
<p>b. ASR costs are considered to have started when the Telephone Company incurs any cost in connection therewith or in preparation thereof which would not otherwise have been incurred. These costs include but are not limited to preliminary engineering, orders to suppliers, and other similar items of cost.</p>	
<p>c. When a customer cancels an ASR for the installation of new service, or an ASR to modify existing service, charges will apply as follows:</p> <p>(1) When an ASR for Switched Access Service is canceled on or after the Application Date, the Cancellation Charge is calculated, on a per ASR basis, by multiplying the total Installation nonrecurring charges for the quantity ordered by the number of business days elapsed since the Application Date, and dividing that figure by the number of days in the service interval (i.e., the number of business days between the Application Date and the last day of the service date interval) and adding the Switched Access Ordering Charge.</p>	
<p>(2) When an ASR for Special Access Service or Ethernet Private Line, as applicable, is canceled on or after the Application Date, the Cancellation Charge is calculated, (except for those services where a specific cancellation charge is set forth in /V.B.6.), on a per ASR basis, by multiplying the total nonrecurring charges for the quantity ordered by the number of business days elapsed since the Application Date and dividing that figure by the number of days in the service interval (i.e., the number of business days between the order date and the last day of the service date interval).</p>	

#### IV. ORDERING OPTIONS FOR FIA (Continued)

(3) When a customer chooses the option to commence billing for the service on the thirty-first (31 <sup>st</sup> ) day under <i>IV.B.6.a.</i> preceding, the customer must submit an ASR Modification to the existing ASR prior to calendar day thirty-one (31) from the original service date to request a new service date. A Service Date Change Charge will not apply for such service date change; however, if subsequent additional service date changes are requested after calendar day thirty-one (31), the Service Date Change Charge will apply, per request.	
When a customer chooses the option to commence billing for the service on the thirty-first (31 <sup>st</sup> ) day under <i>IV.B.6.a.</i> preceding, monthly recurring charges for the service will begin accruing at calendar day thirty-one (31) after the original service date. The initial or subsequent bill for the service will include these accrued charges and any additional nonrecurring charges in addition to billable charges specified in <i>III.D.1.c.</i> .	
If the customer cancels the order after the thirtieth (30 <sup>th</sup> ) day, the customer will be billed the accrued monthly recurring charges specified preceding plus applicable nonrecurring charges. These charges will be computed commencing at day thirty-one (31) after the original service date up to and including the cancellation date. The customer will be responsible for applicable minimum period and termination liability charges.	
d. For cancellation of an ASR for Switched Access FGD or BSA-D before an end office converts to equal access, cancellation charges will apply if the Telephone Company is notified of the cancellation within a period of twelve (12) months prior to the scheduled service date. Cancellation charges apply to each trunk cancelled.	
When, due to a shortage of FGD or BSA-D facilities an allocation of FGD or BSA-D facilities is made, cancellation charges apply only to circuits allocated to the customer.	

## IV. ORDERING OPTIONS FOR FIA (Continued)

<p>Cancellation charges will accrue to the maximum in equal monthly increments (i.e., maximum cancellation charge divided by twelve (12) beginning twelve (12) months before an end office converts to equal access. Maximum cancellation charges are listed in Section IV.B.8.. The charge applied will be the accrued charge in the month during which notice of cancellation is received by the Telephone Company.</p> <p>Example: Illinois</p> <table><tr><td>Month During Which Notice Is Received <u>Before Conversion Date</u></td><td><u>Charge</u> (Per Trunk Cancelled)</td></tr><tr><td>12</td><td>\$68.77</td></tr><tr><td>11</td><td>137.54</td></tr><tr><td>10</td><td>206.30</td></tr><tr><td>9</td><td>275.07</td></tr><tr><td>8</td><td>343.84</td></tr><tr><td>7</td><td>412.61</td></tr><tr><td>6</td><td>481.37</td></tr><tr><td>5</td><td>550.14</td></tr><tr><td>4</td><td>618.91</td></tr><tr><td>3</td><td>687.68</td></tr><tr><td>2</td><td>756.44</td></tr><tr><td>1</td><td>825.21</td></tr></table>			Month During Which Notice Is Received <u>Before Conversion Date</u>	<u>Charge</u> (Per Trunk Cancelled)	12	\$68.77	11	137.54	10	206.30	9	275.07	8	343.84	7	412.61	6	481.37	5	550.14	4	618.91	3	687.68	2	756.44	1	825.21					
Month During Which Notice Is Received <u>Before Conversion Date</u>	<u>Charge</u> (Per Trunk Cancelled)																																
12	\$68.77																																
11	137.54																																
10	206.30																																
9	275.07																																
8	343.84																																
7	412.61																																
6	481.37																																
5	550.14																																
4	618.91																																
3	687.68																																
2	756.44																																
1	825.21																																
<p>For e. through i. following, the cancellation charge is the charge shown for the last date passed on the order and will apply when a customer cancels an order or part of an order prior to accepting service.</p>																																	
<p>e. Dedicated SONET Optical Transport Service (DSOTS)</p> <p>Cancellation Charges Which Apply After the Order Date</p> <p>(Jurisdiction: Idaho, Oregon, Washington)</p> <table><tr><td></td><td>Category I</td></tr><tr><td></td><td>31<sup>st</sup> to 60<sup>th</sup> day <u>after ordering</u></td><td>61<sup>st</sup> day after ordering <u>to completion of Ring</u></td></tr><tr><td>- per Primary Node</td><td>\$13,000.00</td><td>\$26,000.00</td></tr><tr><td>- per Expansion Node</td><td>26,000.00</td><td>52,000.00</td></tr><tr><td>- per Mid-span Amp.</td><td>5,600.00</td><td>10,600.00</td></tr><tr><td>- per Node Amp.</td><td>5,600.00</td><td>10,600.00</td></tr></table> <table><tr><td></td><td>Category II</td></tr><tr><td></td><td>31<sup>st</sup> to 60<sup>th</sup> day <u>after ordering</u></td><td>61<sup>st</sup> day after ordering <u>to completion of Ring</u></td></tr><tr><td>- per Primary Node</td><td>\$13,000.00</td><td>\$26,000.00</td></tr><tr><td>- per Expansion Node</td><td>26,000.00</td><td>52,000.00</td></tr><tr><td>- per Mid-span Amp.</td><td>5,600.00</td><td>10,600.00</td></tr></table>				Category I		31 <sup>st</sup> to 60 <sup>th</sup> day <u>after ordering</u>	61 <sup>st</sup> day after ordering <u>to completion of Ring</u>	- per Primary Node	\$13,000.00	\$26,000.00	- per Expansion Node	26,000.00	52,000.00	- per Mid-span Amp.	5,600.00	10,600.00	- per Node Amp.	5,600.00	10,600.00		Category II		31 <sup>st</sup> to 60 <sup>th</sup> day <u>after ordering</u>	61 <sup>st</sup> day after ordering <u>to completion of Ring</u>	- per Primary Node	\$13,000.00	\$26,000.00	- per Expansion Node	26,000.00	52,000.00	- per Mid-span Amp.	5,600.00	10,600.00
	Category I																																
	31 <sup>st</sup> to 60 <sup>th</sup> day <u>after ordering</u>	61 <sup>st</sup> day after ordering <u>to completion of Ring</u>																															
- per Primary Node	\$13,000.00	\$26,000.00																															
- per Expansion Node	26,000.00	52,000.00																															
- per Mid-span Amp.	5,600.00	10,600.00																															
- per Node Amp.	5,600.00	10,600.00																															
	Category II																																
	31 <sup>st</sup> to 60 <sup>th</sup> day <u>after ordering</u>	61 <sup>st</sup> day after ordering <u>to completion of Ring</u>																															
- per Primary Node	\$13,000.00	\$26,000.00																															
- per Expansion Node	26,000.00	52,000.00																															
- per Mid-span Amp.	5,600.00	10,600.00																															

## IV. ORDERING OPTIONS FOR FIA (Continued)

f. Dedicated SONET Ring			
Cancellation Charges Which Apply Prior to Issuance of ASR: per Node, Port Node or per High Speed Interface			
	<u>With the first 30 days of ordering</u>	<u>31<sup>st</sup> to 60<sup>th</sup> day after ordering</u>	<u>61<sup>st</sup> day after ordering to completion of construction</u>
- per OC3 Node/ High Speed Interface	None	\$565.00	\$1,130.00
- per OC12 Node/ High Speed Interface	None	962.00	1,924.00
- per OC48 Node/ High Speed Interface	None	2,159.00	4,318.00
- per OC192 Node/ High Speed Interface	None	7,010.00	14,020.00
Cancellation Charges Which Apply After Issuance of ASR or Following Notification that Construction is Complete: per Node, Port Node, or per High Speed Interface			
	<u>All Critical Dates</u>		
- per OC3 Node/ High Speed Interface	\$1,130.00		
- per OC12 Node/ High Speed Interface	1,924.00		
- per OC48 Node/ High Speed Interface	4,318.00		
- per OC192 Node/ High Speed Interface	14,020.00		

g. Ethernet Private Line (per On-Net Channel Extension)			
Cancellation Charges Which Apply After the Order Date			
		<u>31<sup>st</sup> to 60<sup>th</sup> day after ordering</u>	<u>61<sup>st</sup> day after ordering to completion of Ring</u>
- 10-Mbps, 100-Mbps, or 1-Gbps Ethernet			
- 10-Mbps Ethernet Mapped to STS-1			
- 100-Mbps Ethernet Mapped to STS-1 or OC3c			
- 1-GBps Ether Mapped to OC3, OC12, OC12c, or OC48		\$175.00	\$350.00

#### IV. ORDERING OPTIONS FOR FIA (Continued)

h. Ethernet Private Line (per Access Aggregation Port)		
Cancellation Charges Which Apply After the Order Date		
	31 <sup>st</sup> to 60 <sup>th</sup> day <u>after ordering</u>	61 <sup>st</sup> day after ordering <u>to completion of Ring</u>
- OC3 Aggregation Port		
- OC12 Aggregation Port		
- OC48 Aggregation Port	\$175.00	\$350.00
i. Dedicated SONET Entrance Facility (DSEF)		
Cancellation Charges Which Apply After the Order Date		
- Per Switched Access STS1DSEF Termination		\$1,000.00
- Per Special Access STS1DSEF Termination		
Price Cap		\$1,000.00
Price Band A		\$1,000.00
Price Band B		\$1,000.00
Price Band C		\$1,000.00

## IV. ORDERING OPTIONS FOR FIA (Continued)

### 7. *Discontinuance of Switched Access FGD or BSA-D*

A Discontinuance Charge applies if a customer discontinues FGD or BSA-D service provided at the conversion of an end office to equal access. The Discontinuance Charge applies to each FGD or BSA-D trunk discontinued with one exception. When the FGD or BSA-D service is a result of an upgrade from FGB, FGC, BSA-B, BSA-C or SAC Access Service trunks in service prior to conversion to equal access, the Discontinuance Charge will only apply to the number of FGD or BSA-D trunks being discontinued that are in excess of the number of FGB, FGC, BSA-B, BSA-C or SAC Access Service trunks in service prior to conversion to equal access. However, the customer may still be liable for any Minimum Period charges in *IV.B.5.* that may be applicable to the FGB, FGC, BSA-B, BSA-C or SAC Access Service trunks that were in service prior to conversion. For purposes of calculating the Discontinuance Charge the Maximum Discontinuance Charge will be amortized in equal monthly increments (i.e., Maximum Discontinuance Charge divided by twelve (12) over a twelve (12) month period beginning on the date the end office converts to equal access. The Maximum Discontinuance Charge is equal to the FGD or BSA-D Maximum Cancellation Charge in *IV.B.8.* The charge assessed will be the unamortized portion of the Maximum Discontinuance Charge.

Example: California-WC

<u>Month During Which Service is Discontinued After Conversion Date</u>	<u>Charge (Per Trunk Cancelled)</u>
1	\$402.75
2	369.19
3	335.63
4	302.07
5	268.51
6	234.95
7	201.39
8	167.83
9	134.27
10	100.71
11	67.156
12	33.59

### 8. *FGD or BSA-D Maximum Per Trunk Cancellation Charge*

<u>Jurisdiction</u>	<u>Cancellation Charge</u>
Idaho	392.09
Oregon	392.09
Washington	392.09

#### IV. ORDERING OPTIONS FOR FIA (Continued)

<p>C. <u>Access Service Requests for Services Provided by More than One Telephone Company</u></p> <p>1. Switched or Special Access Services provided by more than one telephone company are services where one end of the Switched Transport or Special Transport facility is in the operating territory of one telephone company and the other end of the facility is in the operating territory of a different telephone company.</p>	
<p>The ordering procedure for this service is in <i>a.</i> and <i>b.</i>. The telephone company will notify the customer, identifying which ordering procedures will apply.</p> <p>a. Single Company Billing</p> <p>The telephone company receiving the ASR from the customer will arrange to provide the service and bill the customer as in <i>III.G.2.</i>. The customer will place the ASR with the telephone company as follows:</p> <p>For Switched Access Services the customer will place the ASR with the telephone company in whose territory the following is located:</p> <ul style="list-style-type: none"><li>- FGA or BSA-A dial tone office</li></ul>	
<p>When the preceding is not in the same telephone company's territory as the customer designated location (CDL), the customer must supply a copy of the ASR to the telephone company in whose territory the CDL is located.</p>	
<p>b. Meet Point Billing</p> <p>Each telephone company will provide its portion of the Switched Transport or Special Transport service within its operating territory to the meet point with the other telephone company(s). The BP will be determined by the telephone companies involved in providing the FIA service and listed in the NECA Tariff FCC No. 4.</p>	
<p>For all Switched Access Services and all Special Access Services the order will be placed with the telephone company as specified in the Multiple Exchange Carrier Ordering and Design (MECOD) Guidelines.</p>	
<p>2. When FGA or BSA-A is ordered in a Multicarrier Access Area, the customer must provide a copy of the order to the SEC. The SEC will bill as in <i>III.G.</i>.</p>	

## V. SWITCHED ACCESS

<b>A. <u>General</u></b>	
Switched Access provides two-point communications paths between the point of termination at a CDL and the points of termination at Telephone Company end user premises within the Access Area. Each path is established through the use of Switched Transport, (Entrance Facilities, Direct-Trunked Transport and/or Tandem Switched Transport) End Office Services, and Common Lines or Special Access Lines. Switched Access provides for the ability to originate calls from an end user's premises to the CDL and to terminate calls from the CDL to an end user's premises. Specific descriptions of Switched Access are in V.B.. Switched Access Services may be connected to a customer's transmission equipment and facilities using a DS1 or DS3 Cross Connect arrangement where the customer is provided Expanded Interconnection Service as defined in Section XVIII..	
Switched Access services, when used to provide Tandem Switch Signaling (TSS) may be connected to a customer's access tandem via Switched Transport Access services or to a customer's transmission equipment and facilities using a DS1 or DS3 Cross Connect arrangement where the customer is provided Expanded Interconnection Service as described in Section XVIII.. TSS is available only with FGD, and BSA-D Switched Access, 500 SAC Access and 900 SAC Access services provided from equal access end offices. TSS is provided in multifrequency (MF) address signaling format from equal access end offices. TSS is also provided in SS7 Out of Band signaling format at suitably equipped (Service Switching Point) end offices. TSS is not available from end offices that use alternate technologies to provide equal access capabilities, nor from Telephone Company access tandems.	
Switched Access Feature Groups are ordered in either quantities of lines or trunks or in Busy Hour Minutes of Capacity (BHMC). FGA and BSA-A is furnished on a per-line basis, and FGB, FGC, FGD, BSA-B, BSA-C, BSA-D and SAC Access Service are furnished on a per-trunk basis in accordance with the capacity ordered in trunks or BHMC.	
Quantities of lines, trunks or total BHMC of the circuit group connecting the first point of switching and the CDL are determined at the Telephone Company's first point of switching.	
A customer may designate one (1) or more CDLs within the LATA for FGA, FGB, FGC, FGD, BSA-A, BSA-B, BSA-C, BSA-D Switched Access or SAC Access Service.	
When Switched Access is ordered in BHMC, the BHMC must be differentiated by Feature Group type and directionality of traffic as in V.C.2. in order for the Telephone Company to properly design Switched Access to meet the traffic carrying capacity requirements of the customer.	
When a customer plans to use Switched Access in connection with the resale of services of an IC, the provisions for such Switched Access charges are in Section XIII..	
Switched Access is provided with basic testing as described in V.B.1.a.(9), b.(11), c.(11), d.(11), and V.B.7.. Additional testing is provided as described in VII.F.. Testing is provided only on the FIA supplied by the Telephone Company.	
Shared use between Switched Access and Special Access over high capacity facilities is described in VI.F.7..	
Switched Access may be ordered by the customer for mixed intrastate and interstate communications as in V.C.3. and V.C.3..	



## V. SWITCHED ACCESS (Continued)

<p><b>B. <u>Description of Switched Access</u></b></p> <p>Switched Access is provided in conjunction with either of two types of access services, bundled Feature Groups or unbundled Basic Serving Arrangements (BSAs). BSAs, described in <i>V.B.2.</i>, are provided in two (2) basic categories differentiated by their technical characteristics and how they connect, line side or trunk side connection, to the Telephone Company's first point of switching. The trunk side BSA is further differentiated into three (3) alternatives based upon how the end user accesses the trunk side BSA, with or without an access code. Feature Group A (FGA) and Basic Serving Arrangement A (BSA-A) are defined as line side connections to the Telephone Company's network. Feature Group B (FGB), Feature Group C (FGC), Feature Group D (FGD), Basic Serving Arrangement Alternative B (BSA-B), Basic Serving Arrangement Alternative C (BSA-C), and Basic Serving Arrangement Alternative D (BSA-D) are defined as trunk side connections to the Telephone Company's network. The use of a line side or trunk side switched access connection is dependent upon the switched access arrangement ordered by the customer. Feature Groups and BSAs are arranged for either originating, terminating, or two-way calling, based on the end office switching capacity ordered. Originating calling permits the delivery of calls from Telephone Company exchange service locations to the customer's premises. Terminating calling permits the delivery of calls from the customer's premises to Telephone Company exchange service locations. Two-Way calling permits the delivery of calls in both directions, but not simultaneously.</p>	
<p>Switched Access will be provided as both Feature Groups and BSAs to Telephone Company end offices either directly routed or routed via an access tandem, except as set forth following:</p> <ul style="list-style-type: none"> <li>- Feature Group and BSA trunk side equivalents (FGB and BSA-B, FGC and BSA-C, and FGD and BSA-D) may not be provided for the same Carrier Identification Code (CIC) and/or Billing Account Number (BAN) at Telephone Company end offices which subtend the same tandem. When a Telephone Company end office subtends multiple tandems, Feature Group and BSA trunk side equivalents may not be provided for the same CIC and/or BAN at any Telephone Company end office which subtends either tandem.</li> </ul>	
<ul style="list-style-type: none"> <li>- Feature Group and BSA line side equivalents (FGA and BSA-A) may not be mixed in the same multiline hunt group.</li> </ul>	
<p><b>1. <i>Descriptions of Feature Group</i></b></p> <p>The Telephone Company, under the ordering provisions in Section <i>IV.</i>, at rates and charges as specified in <i>V.F.</i>, will provide Switched Access Feature Groups as follows:</p> <p>a. Feature Group A</p> <p>Feature Group A (FGA), which is available to all customers, provides line-side access to Telephone Company end office switches with an end user access code of NXX-XXXX for the customer's use in originating and terminating communications. FGA is available as Message Telecommunications Service-type or Wide Area Telecommunications Service-type (MTS/WATS-type) access or as Foreign Central Office/Off Network Access Line (FCO/ONAL) open end access, for customer provided interstate communications capability or connection to an interexchange interstate service.</p> <p>(1) FGA is provided at all Telephone Company end office switches and switches customer communications to and from Common Lines, or Special Access Lines, as in <i>V.B.1.a.</i></p>	

## V. SWITCHED ACCESS (Continued)

FGA utilizes a two-point electrical communications path between the Interface Arrangement and the Common Line or Special Access Line which is a voice grade transmission path comprised of any form or configuration of plant capable of, and typically used in the telecommunications industry for, the transmission of the human voice and associated telephone signals within the frequency bandwidth of approximately 300 to 3000 Hz.	
(2) FGA is provided as line-side switching through end office switch line equipment. Line-side switching may, at the option of the customer, be provided with ground start supervisory signaling or loop start supervisory signaling.	
(3) The customer shall select the first point of switching, within the selected FGA Access Area.	
(4) FGA is arranged for originating calling only, terminating calling only or two-way calling. The Telephone Company will determine the type of calling to be provided unless the customer requests the option, Customer Specification of Switched Access Directionality as described in V.B.5.h.. For such specification, additional charges on an Individual Case Basis will apply if the calling arrangements are different than that the Telephone Company would have provided without such special arrangements. Originating calling permits the origination of calls from the end user to the CDL. Terminating calling permits the termination of calls from the CDL to the end user. Two-way calling permits either the origination or termination of calls, but not simultaneously.	
(5) FGA, when being used in the terminating direction, is arranged with dial tone start-dial signaling and dial pulse address signaling. FGA, when being used in the terminating direction, may, at the option of the customer, be arranged for Dual Tone Multifrequency (DTMF) address signaling, subject to availability of equipment in the end office from which FGA is provided. When FGA is provided in a Hunt Group Arrangement or Uniform Call Distribution Arrangement, all FGA will be arranged for the same type of signaling.	
No address signaling is provided by the Telephone Company when FGA is used in the originating direction. Address signaling in such cases, if required by the customer, must be provided by the end user using inband tone signaling techniques. Such inband tone address signals will be subject to the ordinary transmission capabilities of the Switched Transport provided.	

## V. SWITCHED ACCESS (Continued)

<p>(6) FGA, when used in the terminating direction, may be used to access valid NXXs in the FGA Access Area. For FGA, the Access Area is defined as the local calling area of the end office switch from which the FGA is provided. The description of any specific FGA Access Area will be provided to the customer upon request. Access is also provided for Extended FGA terminating calls established on a 1+ basis (i.e., toll) outside the specific FGA Access Area (i.e., local calling area) however inside the LATA. When a FGA customer chooses to terminate toll calls outside the LATA via an Interexchange Carrier's Service (i.e., no screening or blocking performed by customer), the rates and charges in V.E.2.h.(3) apply. The Telephone Company may, at the customer's request, and depending on the technical capabilities, screen and block such interLATA calls. Access is also provided to local operator service (0- and 0+), directory assistance (411 and 555-1212), emergency reporting service (911), local telephone repair (611), information services (e.g., time and temperature) and IC services (by dialing the appropriate digits). The customer will be billed for an operator surcharge as in the Telephone Company General and/or Local Tariffs, for local operator assistance (0-) calls; certain community information service calls; directory assistance (411 and 555-1212) calls; and customer call charges in accordance with other IC tariffs in force when the Telephone Company performs the billing for such customer calls.</p>	
<p>Access to these services may, at the option of the customer, be blocked when the Call Denial on Line or Hunt Group three (3) digit or six (6) digit dial code screening arrangements are provided, subject to the availability of the equipment in the end office from which FGA is provided. Call Denial on Line or Hunt Group is an arrangement which will screen terminating calls except calls to 411, 611, 911, 800, 888, 555-1212, and a set of NXXs selected by the customer, in cooperation with the Telephone Company for each end office switch and route all other calls to reorder tone or recorded announcement.</p>	
<p>Three (3) digit dial code screening is an arrangement which will screen terminating calls and allow completion of calls to one (1) or more specific NXXs (or all NXXs) within the Home NPA, or calls to one (1), two (2), or three (3) digit service codes (e.g., 0, 411) and route all others to reorder tone or recorded announcement.</p>	
<p>Six (6) digit dial code screening is an arrangement which will screen Access Area terminating calls and allow completion of calls to selected NXXs within foreign NPAs and route all other calls in the foreign NPA to reorder tone or recorded announcement.</p>	
<p>(7) FGA is provided on a single line basis. FGA may, at the option of the customer, be provided in a Hunt Group Arrangement or a Uniform Call Distribution Arrangement. When FGA is provided with these arrangements, the FGA may also, at the option of the customer, be provided with a Nonhunting Number Arrangement. The Uniform Call Distribution Arrangement and the Nonhunting Number Arrangement are only available from certain Telephone Company end office switches. All FGA in a Hunt Group Arrangement or Uniform Call Distribution Arrangement with the Nonhunting Number Arrangement will be similarly arranged.</p>	

**V. SWITCHED ACCESS** (Continued)

<p>(8) A seven (7) digit telephone number assigned by the Telephone Company is provided for access to FGA in the originating direction. The seven (7) digit local telephone number will be associated with the selected end office switch and is of the form NXX-XXXX. If the customer requests a specific seven (7) digit telephone number that is not currently assigned and the Telephone Company can, with reasonable effort, comply with that request, the requested number will be assigned to the customer.</p>	
<p>(9) FGA is provided with basic testing at no additional charge. Basic tests include: loss, 3 tone slope, (C-message and C-notched), dc continuity and when applicable operational signaling.</p>	
<p>Where Telephone Company equipment is available a seven (7) digit access number will be provided to the customer for testing in the terminating direction. These access numbers shall include: balance (100 type) test line, and milliwatt (102 type) test line.</p>	
<p>Additional testing will apply as in VII.F. when: 1.) the customer requests a test not specified in the preceding; 2.) the test requested is not essential to the ongoing maintenance of FGA; or 3.) the customer requests testing on a more frequent basis than scheduled for in the Telephone Company's Central Office Maintenance Planning System (COMPS). The Telephone Company will routinely perform maintenance testing from the dial tone end office to the customer's first point of switching.</p>	
<p>(10) When all FGA for an individual customer (a single line or entire hunt group) is discontinued at an end office, a regular number intercept announcement is provided. This arrangement provides, for a limited period of time, an announcement that the service associated with the number dialed has been disconnected.</p>	
<p>(11) FGA is provided with either Type B or Type C transmission performance. The parameters associated with these performances are guaranteed to the first point of switching. Type C transmission performance is provided with Interface Arrangement 1 and Type B is provided with Interface Arrangements 2 through 10. In addition, Data Transmission Parameters may, at the option of the customer, be provided with FGA.</p>	
<p><b>b. Feature Group B</b></p> <p>Feature Group B (FGB), which is available to all customers, provides trunk-side access to Telephone Company end office switches with an associated uniform 950-XXXX access code for originating and terminating communications for customer provided interstate communications capability or connection to an interexchange interstate service.</p> <p>(1) FGB, when provided without the use of a Telephone Company access tandem switch (in a directly routed arrangement), is provided at all Telephone Company appropriately equipped electronic end office switches. When provided via Telephone Company appropriately equipped electronic access tandem switches, FGB End Office Services are provided at all Telephone Company subtending end office switches in the terminating direction and at appropriately equipped end offices in the originating direction utilizing the end user access code of 950-XXXX. For those subtending end offices that are not appropriately equipped, access in the originating direction is available by the end user access code of 1+950-XXXX.</p>	

## V. SWITCHED ACCESS (Continued)

FGB utilizes a two-point electrical communications path between the Interface Arrangement and Common Line or a Special Access Line, as in <i>V.B.1.b.</i> , which is a voice grade transmission path comprised of any form or configuration of plant capable of, and typically used in the telecommunications industry for, the transmission of the human voice and associated telephone signals within the frequency bandwidth of approximately 300 to 3000 Hz.	
(2) FGB is provided as trunk-side switching through the use of end office switch trunk equipment. The switch trunk equipment is provided with wink start pulsing and answer and disconnect supervisory signaling.	
(3) The Telephone Company will select the trunking arrangement from the end office, within the selected Access Area from which FGB is to be provided. If the customer orders an Automatic Number Identification (ANI) Arrangement or Rotary Dial Station Signaling, where available, special routing and trunking arrangements may be required.	
(4) FGB is arranged for either originating, terminating, or two-way calling based on the trunks or BHMC ordered. The Telephone Company will determine the type of directional calling to be provided unless the customer requests the option, Customer Specification of Switched Access Directionality as described in <i>V.B.5.h.</i> . For such specification, additional charges on an Individual Case Basis will apply if the calling arrangements are different from that the Telephone Company would have provided without such special arrangements. Originating calling permits the origination of calls from the end user to the CDL. Terminating calling permits the termination of calls from the CDL to the end user. Two-way calling permits either the origination or termination of calls, but not simultaneously.	
(5) FGB, when being used in the terminating and originating direction, is provided with multifrequency address signaling. At the option of the customer, up to 7 Digits Outpulsing of Access Digits to the customer will be provided in the originating direction by the Telephone Company equipment to the CDL where the FGB terminates. Except for FGB provided with the ANI arrangement or Rotary Dial Station Signaling as in <i>V.B.5.m.</i> , any other address signaling in the originating direction, if required by the customer, must be provided by the end user using inband tone signaling techniques. Such inband tone address signals will not be regenerated by the Telephone Company and will be subject to the ordinary transmission capabilities of the Switched Transport provided.	
(6) FGB, when being used in the terminating direction, may be used to access valid NXXs in the FGB Access Area. If the FGB connection is made directly to an end office the Access Area is that of that end office only. If the FGB connection is made to an access tandem the Access Area is that of all end offices subtending that access tandem. The description of any FGB Access Area will be provided to the customer upon request. Access is also available to information services (e.g., time and temperature) and IC services by dialing the appropriate digits and other services when those services can be reached using valid NXX codes. Premium End Office Switching - Bundled (EOSB) rates in <i>V.E.2.h.(5)</i> and <i>V.F.3.b.</i> apply to all FGB usage originating or terminating at an equal access end office. When a provider of MTS and WATS subscribes to FGB and FGC at an end office, FGC usage and FGB terminating usage will be subject to premium EOSB rates and FGB originating usage will be subject to nonpremium EOSB rates.	

**V. SWITCHED ACCESS** (Continued)

(7) A separate trunk group will be established based on the directionality (i.e., originating only, terminating only, or two-way traffic) of the FGB arrangement provided.	
(8) The access code for FGB is a uniform access code in the form of 950-XXXX. For end offices not appropriately equipped an IC may instruct their end users to access the FGB by dialing 1+950-XXXX.	
(9) FGB may, at the option of the customer, be arranged to provide an ANI arrangement to obtain the calling station billing numbers. ANI is not available if the FGB connection is at an access tandem. The ANI arrangement provides seven (7) digit calling station billing number information to the CDL. In those situations where no billing number is available in the end office switch, as with 4/8 party service, no seven (7) digit number will be provided and an "operator identification" information digit will be provided.	
In those cases where an ANI failure has occurred in the end office switch, no seven (7) digit number will be provided, and an "identification failure" information digit will be provided. ANI will be available using multifrequency signaling provided by the Telephone Company.	
Rotary Dial Station Signaling will be made available in certain end offices using dial repeating equipment provided by the Telephone Company. The customer must order Switched Transport arranged to pass the dial repeating signals. FGB is provided in directly routed arrangements where the ANI or Rotary Dial Station Signaling arrangements are provided.	
Only calls from end users terminated on the end office switch will be provided with the ANI or Rotary Dial Station Signaling arrangements.	
(10) The Telephone Company will determine the end office ANI protocol for FGB. The Telephone Company makes no guarantee that ANI will be available at all end offices which have access to FGB.	
(11) FGB is provided with basic testing at no additional charge. Basic tests include: loss, 3 tone slope, (C-message and C-notched noise) and where applicable, dc continuity, signaling and balance testing.	
(a) Where Telephone Company equipment is available, a seven (7) digit access number will be provided to the customer for testing in the terminating direction. These access numbers shall include: balance (100 type) test line, milliwatt (102 type) test line, data transmission (107 type) test line, loop around test line, short circuit test line and open circuit test line.	
(b) Where Telephone Company equipment is available and the customer is equipped with compatible remote office test lines, FGB will be provided with automatic testing (105 type or equivalent) in the originating direction.	

## V. SWITCHED ACCESS (Continued)

<p>Additional testing charges apply as in <i>VII.F.</i> when: 1.) the customer requests a test not specified in the preceding; 2.) the test requested is not essential to the ongoing maintenance of FGB; or 3.) the customer requests testing on a more frequent basis than scheduled in the Telephone Company's Central Office Maintenance Planning System (COMPS). The Telephone Company will routinely perform maintenance testing from its access tandem or end office (if direct routed) to the customer's first point of switching.</p>	
<p>(12) When all FGB is discontinued at an end office and/or in an Access Area, a regular number intercept announcement is provided. This arrangement provides, for a limited period of time, an announcement that the FGB associated with the number dialed has been disconnected.</p>	
<p>(13) FGB is provided with either Type B or Type C transmission performance. The parameters associated with these performances are guaranteed to the end office, when routed directly, or to the first point of switching, when routed via an access tandem. Type C transmission performance is provided with Interface Arrangement 1 and Type B is provided with Interface Arrangements 2 through 10. In addition, Data Transmission Parameters may, at the option of the customer, be provided with FGB.</p>	
<p>(14) FGB may at the option of the customer and with the concurrence of the Telephone Company, be provided with Alternate Traffic Routing. This arrangement, as shown in <i>V.B.5.a.</i>, delivers originating traffic from an end office over a designated trunk group to the CDL. When that trunk group is fully loaded, additional originating traffic is automatically delivered over one (1) or more designated trunk groups to one (1) or more CDLs.</p>	
<p>c. Feature Group C</p> <p>Feature Group C (FGC) provides trunk-side access to Telephone Company end office switches for providers of MTS and WATS for originating and terminating communications. FGC is available in all end offices which are not equipped for FGD or BSA-D End Office Services.</p> <p>(1) FGC is provided at all Telephone Company end office switches or Telephone Company designated access tandem switches. FGC is available at an end office switch unless FGD or BSA-D is provided in the same office. When FGD or BSA-D is available, FGC will be discontinued as soon as the conversion to FGD or BSA-D can be arranged.</p>	
<p>FGC utilizes a two-point electrical communications path between the Interface Arrangement and Common Line or Special Access Line which is a voice grade transmission path comprised of any form or configuration of plant capable of, and typically used in the telecommunications industry for, the transmission of the human voice and associated signals within the frequency bandwidth of approximately 300 to 3000 Hz.</p>	
<p>(2) FGC is provided as trunk-side switching through the use of end office switch trunk equipment. The switch trunk equipment is provided with answer and disconnect supervisory signaling. Wink start pulsing signals are provided in all offices where available. In those offices where wink start pulsing signals are not available, delay dial start pulsing signals will be provided.</p>	

**V. SWITCHED ACCESS** (Continued)

(3) The Telephone Company will select the trunking arrangement from the end office within the selected Access Area from which FGC is to be provided. If the customer orders an ANI arrangement or Service Class Routing Arrangement, special routing and trunking arrangements may be required.	
(4) FGC is arranged for either originating calling only, terminating calling only, or two-way calling based on the trunks or BHMC ordered. The Telephone Company will determine the type of Directional calling to be provided unless the customer requests the option, Customer Specification of Directionality as described in V.B.5.h.. For such specification, additional charges on an Individual Case Basis will apply if the trunk group Routing arrangements are different from that the Telephone Company would have provided without such special arrangements. Originating calling permits the origination of calls from the end user to the CDL. Terminating calling permits the termination of calls from the CDL to the end user. Two-way calling permits either the origination or termination of calls, but not simultaneously.	
(5) FGC is provided with multifrequency address signaling except in certain electromechanical end office switches where multifrequency signaling is not available. In such electromechanical end office switches, the address signaling will be dial pulse or reverive pulse signaling, whichever is available. Dial pulse address signaling may, at the option of the customer, be provided in lieu of multifrequency address signaling if such signaling facilities are available in the end office. Up to twelve (12) digits of the called party number dialed by the customer's end user will be provided by Telephone Company equipment to the CDL where the FGC terminates. Such called party number signals will be subject to the ordinary transmission capabilities of the Switched Transport provided.	
(6) FGC, when being used in the terminating direction, may be used to access NXXs in the FGC Access Area. If the FGC connection is made directly to an end office the Access Area is that of that end office only. If the FGC connection is made to a Telephone Company access tandem the Access Area is that of all end offices subtending that Telephone Company access tandem. The description of any FGC Access Area will be provided to the customer upon request. Access is also available to Directory Assistance and other services (by dialing the appropriate codes) when the services can be reached using valid NXX codes.	
(7) A separate trunk group will be established based on the directionality (i.e., originating only, terminating only, or two-way traffic) of the FGC arrangement provided.	
(8) No access code is required for FGC. In certain locations, due to Central Office equipment limitations, two (2) or three (3) digit access codes may be used. The telephone number dialed by AT&TC's end user shall be a seven (7) or ten (10) digit number for calls in the North American Numbering Plan (NANP). For international calls outside the NANP, a five (5) to twelve (12) digit number may be dialed. The form of the numbers dialed by AT&TC's end user is NXX-XXXX, 0 or 1 + NXX-XXXX, NPA + NXX-XXXX, 0 or 1 + NPA + NXX-XXXX, and, when the International Direct Distance Dialing Arrangement (IDDD) is provided, 01 + CC + NN or 011 + CC + NN, (NN = City Code).	



**V. SWITCHED ACCESS** (Continued)

<p>(9) FGC may, at the option of the customer, be arranged to provide an ANI arrangement to obtain the calling station billing number. The ANI arrangement provides seven (7) digit station billing number information to the CDL. In those situations where no billing number is available in the end office switch, as with 4/8 party service, no seven (7) digit number will be provided and an "operator identification" information digit will be provided.</p>	
<p>In those cases where an ANI failure has occurred in the end office switch, no seven (7) digit number will be provided and an "identification failure" information digit will be provided. ANI will be made available using multifrequency signaling provided by the Telephone Company.</p>	
<p>FGC is provided in directly routed arrangements to the end office switch where the ANI arrangement is provided. The Telephone Company will determine the end office ANI protocol for FGC.</p>	
<p>Only calls from end users terminated on the end office switch will be provided with the ANI arrangement. ANI is provided from end offices for which Telephone Company recording for end user billing is not provided, or where it is not required, as with 800/877/888 Service. It is not provided from end offices for which the Telephone Company needs to forward ANI to its recording equipment.</p>	
<p>(10) FGC may, at the option of the customer, be arranged for International Direct Distance Dialing (IDDD) arrangement in the originating direction. End offices or Telephone Company access tandems equipped for IDDD will be designated by the Telephone Company. The CDL must be equipped to receive the IDDD supervisory and address signals and the CDL must provide operator assistance to the end users if necessary to obtain the IDDD address signals once the CDL acknowledges it is ready to receive IDDD address signals.</p>	
<p>(11) FGC is provided with basic testing at no additional charge. Basic tests include: loss, 3 tone slope, (C-message and C-notched), and where applicable, signaling and balance testing.</p> <p>(a) Where Telephone Company equipment is available, a seven (7) digit access number will be provided to the customer for testing in the terminating direction. The access number shall include: balance (100 type) test line, milliwatt (102 type) test line, automatic transmission measuring (105 type) test line, data transmission (107 type) test line, nonsynchronous or synchronous test line, loop around test line, short circuit test line and open circuit test line.</p>	
<p>(b) Where Telephone Company equipment is available and the customer is equipped with compatible equipment (remote office test lines and 105 test lines with associated responders or their functional equivalent), FGC will be provided with automatic testing.</p>	

## V. SWITCHED ACCESS (Continued)

<p>(c) At the option of the Telephone Company, cooperative testing may be provided in lieu of automatic testing. Cooperative testing is where the Telephone Company provides a technician at its office(s) and the customer provides a technician at its CDL, with suitable test equipment to perform the required tests. The Telephone Company will routinely perform maintenance testing from its access tandem or end office (if direct routed) to the customer's first point of switching.</p>	
<p>Additional testing charges will apply as in <i>VII.F.</i> when: 1.) the customer requests a test not specified in the preceding; 2.) the test requested is not essential to the ongoing maintenance of FGC; or 3.) the customer requests testing on a more frequent basis than scheduled in the Telephone Company's Central Office Maintenance Planning System (COMPS).</p>	
<p>(12) FGC may, at the option of the customer, be provided with Alternate Traffic Routing. This arrangement, as shown in <i>V.B.5.a.</i>, delivers originating traffic from an end office over a designated trunk group to the CDL. When that trunk group is fully loaded, additional originating traffic is automatically delivered over one (1) or more designated trunk groups to one (1) or more CDLs.</p>	
<p>(13) FGC may, at the option of the customer, be provided with a Service Class Routing Arrangement. This arrangement allows originating traffic to be delivered over selected trunk groups to specified CDL based on service prefix (e.g., 0-, 0+, 1+, 01, 011); service class codes (e.g., 500, 700, 800, 888, 900); or end user originating line class of service (e.g., coin, multiparty, hotel/motel).</p>	
<p>(14) FGC may, at the option of the customer, be provided with a Trunk Access Limitation Arrangement in all Telephone Company end offices. This arrangement provides for the routing of designated (e.g., 900 Service Code) originating calls to a specified number of transmission paths in a trunk group to the CDL in order to limit the amount of such traffic that can be completed.</p>	
<p>(15) FGC is provided with the following features in the originating direction for operator assistance services. FGC may require the routing by Service Class Routing Arrangement as in <i>V.B.1.c.(15)</i>.</p> <p>(a) Operator Assistance-Coin Control Arrangements for Telephone Company end offices where equipment is available - Such arrangements provide coin return control and routing of 0+, 0-, 01+ and 011+ prefixed originating calls to the CDL. The operator services system arrangement for receipt of 0+, 0-, 1+, 01+ and 011+ calls may, at the option of the customer, be provided with the ANI arrangement. The cord board arrangement for receipt of 0- originating calls is not provided with ANI. FGC is provided in a directly routed arrangement where the Operator Assistance-Coin Control arrangement is provided. Only calls from coin station lines terminated on the end office switch where the Operator Assistance-Coin Control Arrangement is provided will be provided to the CDL.</p>	
<p>(b) Operator Assistance-Noncoin Arrangements in all Telephone Company end offices - Such arrangements provide routing of 0+, 0-, 1+, 01+, and 011+ prefixed originating calls to the CDL. This arrangement for receipt of 0+, 0-, 1+, 01+, and 011+ originating calls may, at the option of the customer, be provided with the ANI arrangement.</p>	

## V. SWITCHED ACCESS (Continued)

<p>The cord board arrangement for receipt of 0- originating calls is not provided with ANI. FGC is provided in a directly routed arrangement where the Operator Assistance-Noncoin Arrangement is provided. Only calls from end users terminated on the end office switch where the Operator Assistance-Noncoin Arrangement is provided will be provided to the CDL.</p>	
<p>(c) Operator Assistance-Combined (coin and noncoin) Arrangements in Telephone Company end offices where equipment is available - This arrangement provides the combined features described in (a) and (b).</p>	
<p>(16) FGC is provided with either Type B or Type C transmission performance as follows: 1.) when routed directly to the end office, either Type B or Type C is provided; 2.) when routed to an access tandem, only Type B is provided; or 3.) Type B or Type C is provided on the transmission path from the access tandem to the end office. Type C transmission performance is provided with Interface Arrangement 1 when routed directly to an end office. Type B is provided with Interface Arrangements 2 through 10 whether routed directly to an end office or to an access tandem. In addition, Data Transmission Parameters may, at the option of the customer, be provided with FGC.</p>	
<p>d. Feature Group D</p> <p>Feature Group D (FGD), which is available to all customers, provides trunk-side access to Telephone Company end office switches with an associated 101XXXX access code for providers of MTS/WATS and MTS/WATS-type services for originating and terminating communications for customer provided interstate communications capability or connections to an interexchange interstate service.</p> <p>(1) FGD is provided at Telephone Company appropriately equipped electronic end office switches.</p>	
<p>FGD utilizes a two-point electrical communications path between the Interface Arrangement and Common Line or Special Access Line which is a voice grade transmission path comprised of any form or configuration of plant capable of, and typically used in the telecommunications industry for, the transmission of the human voice and associated telephone signals within the frequency bandwidth of approximately 300 to 3000 Hz.</p>	
<p>SS7 Out of Band Signaling for FGD is provided at suitably equipped Telephone Company end office or access tandem switches.</p>	
<p>(2) FGD is provided as trunk-side switching through the use of end office or Telephone Company access tandem switch trunk equipment. The switch trunk equipment is provided with answer and disconnect supervisory signaling and wink start pulsing signals except when SS7 Out of Band Signaling is specified.</p>	

**V. SWITCHED ACCESS** (Continued)

(3) The Telephone Company will select the trunking arrangement from the end office, within the selected Access Area from which FGD is to be provided. If the customer orders an Automatic Number Identification (ANI) Arrangement, Alternate Traffic Routing Arrangement, Service Class Routing Arrangement, Trunk Access Limitation Arrangement, or Operator Assistance Full Feature Arrangement, special routing and trunking arrangements may be required.	
(4) FGD is arranged for either originating calling only, terminating calling only, or two-way calling and based on the trunks or BHMC ordered. The Telephone Company will determine the type of directional calling to be provided unless the customer orders an Operator Assistance Full Feature Arrangement or requests the option, Customer Specification of Switched Access Directionality as described in V.B.5.h.. For such arrangements, additional charges on an Individual Case Basis will apply if the trunking arrangements are different from that the Telephone Company would have provided without such special arrangements. Originating calling permits the origination of calls from the end user to the CDL. Terminating calling permits the termination of calls from the CDL. Two-way calling permits either the origination or termination of calls, but not simultaneously.	
(5) FGD is provided with multifrequency address signaling or SS7 Out of Band Signaling. Up to twelve (12) digits of the called party number dialed by the end user will be provided by Telephone Company equipment to the CDL where the FGD terminates. Such address signals will be subject to the ordinary transmission capabilities of the Switched Transport provided.	
(6) FGD, when being used in the terminating direction, may be used to access valid NXXs in the FGD Access Area. If the FGD connection is made directly to an end office the Access Area is that of that end office only. If the FGD connection is made to a Telephone Company access tandem, the Access Area is all end offices subtending that access tandem that have FGD capabilities. When the customer wants access to all end offices subtending that access tandem (both equal access and non-equal access) a single FGD trunk group may be used. Traffic terminating at a non-equal access end office using a FGD trunk group will be ordered as FGB or FGC and billed at FGB or FGC rates. Separate trunk groups for the combined use of FGD and FGB or FGD and FGC are not required. The description of any FGD Access Area will be provided to the customer upon request. FGD may also be used in the terminating direction to access information services (e.g., time and temperature) and other services by dialing the appropriate codes when the services can be reached using valid NXX codes.	
(7) A separate trunk group will be established based on directionality (i.e., originating only, terminating only, or two-way traffic) of the FGD arrangement provided.	

## V. SWITCHED ACCESS (Continued)

<p>(8) The access code for FGD is a uniform access code of the form 101XXXX. No access code is required if the end user's Telephone Company local service is arranged for Primary Interexchange Carrier (PIC) arrangement as in <i>VII.E.</i> to the same customer. The number dialed by the end user shall be a seven (7) or ten (10) digit number for calls in the North American Numbering Plan (NANP). For international calls outside the NANP, a five (5) to twelve (12) digit number may be dialed. The form of the numbers dialed by the end users is NXX-XXXX, 0 or 1 + NXX-XXXX, NPA + NXX-XXXX, 0 or 1 + NPA + NXX-XXXX, and, when the International Direct Distance Dialing Arrangement (IDDD) is provided, 01 + CC + NN or 011 + CC + NN. When the 101XXXX access code is used, FGD also provides for dialing the digit 0 for access to the customer's operator, or the end-of-dialing digit (#) for cut-through access to the CDL. FGD also provides for the dialing of digits 00 for access on a non-DDD basis to the customer's operator when the end user's service is designated to the customer as in <i>VII.E.</i> and <i>V.B.5.v.</i>. A single access code will be the assigned number for all FGD provided to the customer by the Telephone Company.</p>	
<p>In addition to the standard 101XXXX access code, the customer has the option to use 950-XXXX as an access code for FGD Switched Access Service. When the customer orders FGD Switched Access Service with 950-XXXX Access as described in <i>V.B.5.t.</i>, FGD switched access calls may also be originated by using the customer's 950-XXXX access code(s). All such calls will be rated as FGD switched access calls.</p>	
<p>FGD, provided with multifrequency address signaling or SS7 Out of Band Signaling, is arranged to receive address signaling through the use of Dual Tone Multifrequency (DTMF) or dial pulse address signaling from the end user.</p>	
<p>(9) FGD may, at the option of the customer, be arranged to provide ANI arrangement to obtain the calling station billing number. The ANI arrangement provides ten (10) digit station billing number information to the CDL. When SS7 Out of Band Signaling is specified, the customer may obtain an ANI equivalent by ordering the Charge Number optional feature as described in <i>V.B.5.a.(4)</i>. In those situations where no billing number is available in the end office switch, as with 4/8 party service, no ten (10) digit number will be provided, only the area code and an "operator identification" information digit will be provided.</p>	
<p>In those cases where an ANI failure has occurred in the end office switch, no ten (10) digit number will be provided, and an "identification failure" information digit will be provided. ANI will be made available using multifrequency signaling provided by the Telephone Company.</p>	
<p>Dependent upon the group type, the ANI spill may be forwarded prior to the called number in appropriately equipped end offices. When the ANI spill is sent prior to the called number, ten (10) digits will be forwarded (NPA + NXX-XXXX). When the ANI spill is sent after the called number, the conventional seven (7) digits will be forwarded. The Telephone Company will determine the sequencing and protocol of the ANI spill and called number.</p>	

## V. SWITCHED ACCESS (Continued)

(10) FGD may, at the option of the customer, be arranged for the International Direct Distance Dialing (IDDD) Arrangement in the originating direction. End offices or Telephone Company access tandem switches which are equipped for IDDD will be designated by the Telephone Company. The CDL must be equipped to receive the IDDD supervisory and address signals and the CDL must provide operator assistance to the end users if necessary to obtain the IDDD address signals once the CDL acknowledges it is ready to receive IDDD address signals.	
FGD may also be arranged to forward the international calls of one (1) or more international carriers to the customer. This arrangement requires verification by the Telephone Company that the customer is authorized to forward such calls.	
(11) FGD is provided with basic testing at no additional charge. Basic tests include: loss, 3 tone slope, (C-message and C-notched), and where applicable, signaling and balance testing.  (a) Where Telephone Company equipment is available, a seven (7) digit access number will be provided to the customer for testing in the terminating direction. These access numbers shall include: balance (100 type) test line, milliwatt (102 type) test line, nonsynchronous or synchronous test line, automatic transmission measuring (105 type) test line, data transmission (107 type) test line, loop around test line, short circuit test line and open circuit test line. Access to test lines by other than seven (7) digits is at the option of the Telephone Company and may vary in availability.	
(b) Where Telephone Company equipment is available and the customer is equipped with compatible equipment (remote office test lines and 105 test lines with associated responders or their functional equivalent), FGD will be provided with automatic testing.	
(c) At the option of the Telephone Company, cooperative testing may be provided in lieu of automatic testing. Cooperative testing is where the Telephone Company provides a technician at its office(s) and the customer provides a technician at its CDL, with suitable test equipment to perform the required tests. The Telephone Company will routinely perform maintenance testing from its access tandem or end office (if direct routed) to the customer's first point of switching. Additional testing charges will apply as in VII.F. when: a.) the customer requests a test not specified in the preceding; b.) the test requested is not essential to the ongoing maintenance of FGD; or c.) the customer requests testing on a more frequent basis than scheduled in the Telephone Company's Central Office Maintenance Planning System (COMPS).	
(d) When FGD, 800 or 888 SAC Access service with SS7 Out of Band Signaling is ordered, network compatibility and other operational tests will be performed cooperatively by the Telephone Company and the customer at locations, dates, and times as specified by the Telephone Company in consultation with the customer. These tests are as specified in Technical Reference GR-905-CORE, Issue 11. Successful completion is necessary to receive the SS7 signaling option. To protect the security of the SS7 network, certain of the information provided, i.e., point codes, by the Telephone Company to the customer will be subject to a nondisclosure agreement.	

**V. SWITCHED ACCESS** (Continued)

(12) FGD may, at the option of the customer, be provided with Alternate Traffic Routing. This arrangement, as shown in <i>V.B.5.a.</i> , delivers originating traffic from an end office over a designated trunk group to the CDL. When that trunk group is fully loaded, additional originating traffic is automatically delivered over one (1) or more designated trunk groups to one (1) or more CDLs.	
(13) FGD may, at the option of the customer, be provided with a Service Class Routing Arrangement. This arrangement allows originating traffic to be delivered over selected trunk groups to specified CDLs based on service prefix code (e.g., 0-, 0+, 1+, 01, 011); service class codes (e.g., 500, 700, 800, 888, 900); or end user originating line class of service (e.g., coin, multiparty, hotel/motel). Service classes of traffic unable to be served by a customer will be handled at the option of the Telephone Company.	
(14) FGD will be arranged to accept calls from Telephone Company local service without the 101XXXX uniform access code. Each Telephone Company local service will be marked to identify which 101XXXX code its calls will be directed to for InterLATA Area service.	
(15) FGD may, at the option of the customer, be provided with a Trunk Access Limitation Arrangement. The Trunk Access Limitation Arrangement provides for the routing of designated (e.g., 900 Service class code) originating calls to a specified number of transmission paths in a trunk group.	
(16) FGD may, at the option of the customer, be provided with an Operator Assistance Full Feature Arrangement. This arrangement provides, to the customer operator, the initial coin control function. FGD is provided in a directly routed arrangement from the end office switch when this feature is provided. This feature may require the routing by Service Class Routing Arrangement, in (13). The coin collection and return protocol required by the customer must be compatible with Telephone Company equipment. Offering of this feature is contingent upon suitable administrative procedures/agreements for coin services being negotiated between the customer and the Telephone Company. This option is unavailable in conjunction with SS7 Out of Band Signaling.	
(17) FGD is provided with either Type A, Type B, or Type C transmission performance as follows: 1.) when routed directly to the end office, either Type B or Type C is provided; 2.) when routed to a Telephone Company access tandem, only Type A is provided; 3.) Type A is provided on the transmission path from the Telephone Company access tandem to the end office. Type C transmission performance is provided with Interface Arrangement 1. Type A and Type B are provided with Interface Arrangements 2 through 10. In addition, Data Transmission Parameters may, at the option of the customer, be provided with FGD.	
(18) FGD trunking arrangements are available with two basic forms of signaling protocol. The standard signaling protocol provided with FGD is Overlap Outpulsing. At the option of the customer, where technically available FGD may be provided with Non-Overlap Outpulsing signaling protocol.	

**V. SWITCHED ACCESS** (Continued)

<p>e. SAC Access Service</p> <p>Service Access Code (SAC) Access Service is an originating service that is provided via SAC Access Service switched trunk groups, or may be provided in conjunction with FGC or FGD. SAC Access Service may also be provided in conjunction with BSA-C or BSA-D as shown in V.B.2.. When a 1+500-NXX-XXXX or 0+500-NXX-XXXX call is originated by an end user for 500 SAC Access Service, the 500 Customer Identification Function, as described in V.B..20., determines the customer to which the call is to be routed based on the 500 NXX code dialed. When a 1+800-NXX-XXXX, 1+877-NXX-XXXX or 1+888-NXX-XXXX call is originated by an end user for 800/877/888 SAC Access Service, the 800/877/888 Customer Identification Function as described in V.B.11. determines the customer to which the 800, 877 or 888 call is routed. When a 1+900-NXX-XXXX call is originated by an end user for 900 SAC Access Service, the 900 Customer Identification Function, as described in V.B.12., determines the customer to which the call is to be routed based on the 900 NXX code dialed.</p> <p>(1) Service Access Code (SAC) Access Service is provided at Telephone Company appropriately equipped end offices or tandem switches.</p>	
<p>(2) Originating SAC Access Service is a trunk side switched service that is available to the customer via SAC Access Service trunk groups. The appropriate Customer Identification Function, in V.B.11., V.B.12. and V.B.20., must be ordered in conjunction with each SAC Access Service trunk group. SAC Access Service traffic at the option of the customer can be carried on the same group with non-SAC Access traffic.</p>	
<p>(3) When a 1+N00-NXX-XXXX or 1+500-NXX-XXXX call is originated by an End User, the Telephone Company will perform the selected Customer Identification Function based upon the dialed digits to determine the disposition of the call. If the call originates from an end office not equipped to provide the Customer Identification Function, the call will be routed to an office where the function is available. Once the Customer Identification Function has been performed, the call will be routed to the customer.</p>	
<p>(4) The manner in which SAC Access Service is provided is dependent on the status of the end office from which the service is provided (i.e., equipped with equal access or not equipped with equal access capabilities). When SAC Access Service is provided from an end office equipped with equal access capabilities, all such service will be provisioned in accordance with the technical characteristics available with FGD or BSA-D except when more than one Telephone Company access tandem is employed in the transport of a SAC Access Service call.</p>	
<p>When SAC Access Service is provided from an end office not equipped with equal access capabilities, such service will be provisioned in accordance with the technical characteristics available with FGC, FGD, BSA-C or BSA-D. In either case, when more than one Telephone Company access tandem is employed in the transport of a SAC Access Service call, Standard Transmission characteristics are not guaranteed.</p>	



## V. SWITCHED ACCESS (Continued)

<p>(5) For other than FGC or BSA-C, end offices that lack equal access or the Customer Identification Function capabilities, may only be served via a Telephone Company access tandem over FGD or BSA-D trunks or SAC Access Service trunk groups. For FGC or BSA-C, SAC Access Service can be provided through existing trunk groups or separate FGC or BSA-C trunk groups which handle SAC Access Service. SAC Access Service from a Telephone Company access tandem, with both equal and nonequal access end offices, can be combined on a single FGD or BSA-D trunk group to the CDL. SAC Access Service from a Telephone Company access tandem with non-equal access end offices can be provided on a FGC or a BSA-C trunk group.</p>	
<p>(6) 500 SAC Access Services originating from equal access end offices with the 500 Customer Identification Function, described in <i>V.B.20.</i>, may be provided using exchange access signaling with overlap outpulsing and ten (10) digit ANI. 900 SAC Access Service originating from equal access end offices with the 900 Customer Identification Function, described in <i>V.B.12.</i>, may be provided using exchange access signaling with overlap outpulsing and ten (10) digit ANI. 800/877/888 SAC Access Service originating from equal access end offices with the 800/877/888 Customer Identification Function described in <i>V.B.11.</i> may be provided using exchange access signaling without overlap outpulsing and with ten (10) digit ANI. SAC Access Service originating from equal access end offices without the Customer Identification Function capabilities, or from end offices not having equal access capability, may be provided using conventional signaling. On traffic using conventional signaling, other than FGC or BSA-C, the customer's facilities shall provide off hook supervision upon receipt of the transmitted digits.</p>	
<p>SAC Access Service may also be provided with SS7 Out of Band Signaling from suitably equipped end office or access tandem switches.</p>	
<p>(7) For SAC Access Service traffic originating from equal access end offices with the Customer Identification Function capabilities, FGD parameters as specified in <i>V.B.1.d.</i> apply or BSA-D parameters as specified in <i>V.B.2.d.</i> apply.</p>	
<p>For SAC Access Service traffic, other than 800/877/888 SAC Access, originating from all other end offices, FGC parameters as specified in <i>V.B.1.c.</i> apply or BSA-C parameters as specified in <i>V.B.2.c.</i> apply.</p>	
<p>The Entrance Facility interface at the customer's premises, as set forth in <i>V.B.3.b.</i> for FGD or BSA-D also apply to SAC Access Service.</p>	
<p>(8) The Federal Communications Commission (FCC) has concluded that warehousing, which the FCC defines as Responsible Organizations, either directly or indirectly through an affiliate reserving toll free numbers form the SMS database without having an identified toll free subscriber from whom those numbers are being reserved, is an unreasonable practice under Section 201(b) of the Communications Act and is inconsistent with the Commission's obligation under Section 251(e) of the Communications Act to ensure that numbers are made available on an equitable basis; and if a Responsible Organization does not have an identified, billed toll free subscriber before switching a number from reserved or assigned to working status, then there is a rebuttable presumption that the Responsible Organization is warehousing numbers. Responsible Organizations that warehouse numbers will be subject to penalties.</p>	

## V. SWITCHED ACCESS (Continued)

<p>(9) The Federal Communications Commission (FCC) has concluded that hoarding, defined as the acquisition of more toll free numbers than one intends to use for the provision of toll free service, as well as the sale of a toll free number by a private entity for a fee, is contrary to the public interest in the conservation of the scarce toll free number resource and contrary to the FCC's responsibility to promote the orderly use and allocation of toll free numbers.</p>	
<p><b>2. Description of Basic Serving Arrangements (BSAs)</b></p> <p>The Telephone Company, under the ordering provisions in Section IV., at rates and charges specified in V.F., will provide Lineside, Trunkside and Dedicated Network Access Link (DNAL) Switched Access Basic Serving Arrangements (BSAs) as follows:</p> <p>a. BSA-A</p> <p>Basic Serving Arrangement A (BSA-A), which is available to all customers, provides line-side access to Telephone Company end office switches with an end user access code of NXX-XXXX for the customer's use in originating and terminating communications. BSA-A is available as Message Telecommunications Service-type or Wide Area Telecommunications Service-type (MTS/WATS-type) access or as Foreign Central Office/Off Network Access Line (FCO/ONAL) open end access, for customer provided interstate communications capability or connection to an interexchange interstate service.</p> <p>(1) BAS-A is provided at all Telephone Company end office switches and switches customer communications to and from Common Lines, or Special Access Lines.</p>	
<p>BSA-A utilizes a two-point electrical communications path between the Interface Arrangement and the Common Line or Special Access Line which is a voice grade transmission path comprised of any form or configuration of plant capable of, and typically used in the telecommunications industry for, the transmission of the human voice and associated telephone signals within the frequency bandwidth of approximately 300 to 3000 Hz.</p>	
<p>(2) BSA-A is provided as line-side switching through end office switch line equipment. Line-side switching may, at the option of the customer, be provided with ground start supervisory signaling or loop start supervisory signaling. BSA-A may also be provided with certain Basic Service Elements (BSEs) as shown in V.B.22..</p>	
<p>(3) The customer shall select the first point of switching, within the selected BSA-A Access Area.</p>	
<p>(4) BSA-A is arranged for originating calling only, terminating calling only or two-way calling. The Telephone Company will determine the type of calling to be provided unless the customer requests the option, Customer Specification of Switched Access Directionality as described in V.B.5.h.. For such specification, additional charges on an Individual Case Basis will apply if the calling arrangements are different than that the Telephone Company would have provided without such special arrangements. Originating calling permits the origination of calls from the end user to the CDL. Terminating calling permits the termination of calls from the CDL to the end user. Two-way calling permits either the origination or termination of calls, but not simultaneously.</p>	

## V. SWITCHED ACCESS (Continued)

<p>(5) BSA-A, when being used in the terminating direction, is arranged with dial tone start-dial signaling and dial pulse address signaling. BSA-A, when being used in the terminating direction, may, at the option of the customer, be arranged for Dual Tone Multifrequency (DTMF) address signaling, subject to availability of equipment in the end office from which BSA-A is provided. When BSA-A is provided in a Hunt Group Arrangement or Uniform Call Distribution Arrangement, as discussed in V.B.22., all BSA-A will be arranged for the same type of signaling.</p>	
<p>No address signaling is provided by the Telephone Company when BSA-A is used in the originating direction. Address signaling in such cases, if required by the customer, must be provided by the end user using inband tone signaling techniques. Such inband tone address signals will be subject to the ordinary transmission capabilities of the Switched Transport provided.</p>	
<p>(6) BSA-A, when used in the terminating direction, may be used to access valid NXXs in the BSA-A Access Area. For BSA-A, the Access Area is defined as the local calling area of the end office switch from which the BSA-A is provided. The description of any specific BSA-A Access Area will be provided to the customer upon request. Access is also provided for Extended BSA-A terminating calls established on a 1+ basis (i.e., toll) outside the specific BSA-A Access Area (i.e., local calling area) however inside the LATA. When a BSA-A customer chooses to terminate toll calls outside the LATA via an Interexchange Carrier's Service (i.e., no screening or blocking performed by customer), the rates and charges in V.E.2.h.(3) apply. The Telephone Company may, at the customer's request, and depending on the technical capabilities, screen and block such interLATA calls. Access is also provided to local operator service (0- and 0+), directory assistance (411 and 555-1212), emergency reporting service (911), local telephone repair (611), information services (e.g., time and temperature) and IC services (by dialing the appropriate digits). The customer will be billed for an operator surcharge as in the Telephone Company General and/or Local Tariffs, for local operator assistance (0-) calls; certain community information service calls; directory assistance (411 and 555-1212) calls; and customer call charges in accordance with other IC tariffs in force when the Telephone Company performs the billing for such customer calls.</p>	
<p>Access to these services may, at the option of the customer, be blocked when the Call Denial on Line or Hunt Group three (3) digit or six (6) digit dial code screening arrangements are provided, subject to the availability of the equipment in the end office from which BSA-A is provided. Call Denial on Line or Hunt Group is an arrangement which will screen terminating calls except calls to 411, 611, 911, 800, 888, 555-1212, and a set of NXXs selected by the customer, in cooperation with the Telephone Company for each end office switch and route all other calls to reorder tone or recorded announcement.</p>	
<p>Three (3) digit dial code screening is an arrangement which will screen terminating calls and allow completion of calls to one (1) or more specific NXXs (or all NXXs) within the Home NPA, or calls to one (1), two (2), or three (3) digit service codes (e.g., 0, 411) and route all others to reorder tone or recorded announcement.</p>	
<p>Six (6) digit dial code screening is an arrangement which will screen Access Area terminating calls and allow completion of calls to selected NXXs within foreign NPAs and route all other calls in the foreign NPA to reorder tone or recorded announcement.</p>	

## V. SWITCHED ACCESS (Continued)

(7) BSA-A is provided on a single line basis. When BSA-A is provided in a Hunt Group Arrangement or a Uniform Call Distribution Arrangement, the BSA-A may also, at the option of the customer, be provided with a Nonhunting Number Arrangement. The Uniform Call Distribution Arrangement and the Nonhunting Number Arrangement are only available from certain Telephone Company end office switches. All BSA-A in a Hunt Group Arrangement or Uniform Call Distribution Arrangement with the Nonhunting Number Arrangement will be similarly arranged.	
(8) A seven (7) digit telephone number assigned by the Telephone Company is provided for access to BSA-A in the originating direction. The seven (7) digit local telephone number will be associated with the selected end office switch and is of the form NXX-XXXX. If the customer requests a specific seven (7) digit telephone number that is not currently assigned and the Telephone Company can, with reasonable effort, comply with that request, the requested number will be assigned to the customer.	
(9) BSA-A is provided with basic testing at no additional charge. Basic tests include: loss, 3 tone slope, (C-message and C-notched), dc continuity and when applicable operational signaling.	
Where Telephone Company equipment is available, a seven (7) digit access number will be provided to the customer for testing in the terminating direction. These access numbers shall include: balance (100 type) test line, and milliwatt (102 type) test line.	
Additional testing will apply as in VII.F. when: 1.) the customer requests a test not specified in the preceding; 2.) the test requested is not essential to the ongoing maintenance of BSA-A; or 3.) the customer requests testing on a more frequent basis than scheduled for in the Telephone Company's Central Office Maintenance Planning System (COMPS). The Telephone Company will routinely perform maintenance testing from the dial tone end office to the customer's first point of switching.	
(10) When all BSA-A for an individual customer (a single line or entire hunt group) is discontinued at an end office, a regular number intercept announcement is provided. This arrangement provides, for a limited period of time, an announcement that the service associated with the number dialed has been disconnected.	
(11) BSA-A is provided with either Type B or Type C transmission performance. The parameters associated with these performances are guaranteed to the first point of switching. Type C transmission performance is provided with Interface Arrangement 1 and Type B is provided with Interface Arrangement 2 through 10. In addition, Data Transmission Parameters may, at the option of the customer, be provided with BSA-A.	

## V. SWITCHED ACCESS (Continued)

<p>b. BSA-B</p> <p>Basic Serving Arrangement B (BSA-B), which is available to all customers, provides trunk-side access to Telephone Company end office switches with an associated uniform 950-XXXX access code for originating and terminating communications for customer provided interstate communications capability or connection to an interexchange interstate service.</p> <p>(1) BSA-B, when provided without the use of a Telephone Company access tandem switch (in a directly routed arrangement), is provided at all Telephone Company appropriately equipped electronic end office switches. When provided via Telephone Company appropriately equipped electronic access tandem switches, BSA-B End Office Services are provided at all Telephone Company subtending end office switches in the terminating direction and at appropriately equipped end offices in the originating direction utilizing the end user access code of 950-XXXX. For those subtending end offices that are not appropriately equipped, access in the originating direction is available by the end user access code of 1+950-XXXX.</p>	
<p>BSA-B utilizes a two-point electrical communications path between the Interface Arrangement and Common Line or a Special Access Line, which is a voice grade transmission path comprised of any form or configuration of plant capable of, and typically used in the telecommunications industry for, the transmission of the human voice and associated telephone signals within the frequency bandwidth of approximately 300 to 3000 Hz.</p>	
<p>(2) BSA-B is provided as trunk-side switching through the use of end office switch trunk equipment. The switch trunk equipment is provided with wink start pulsing and answer and disconnect supervisory signaling. BSA-B may also be provided with certain Basic Service Elements (BSEs) as shown in V.B.22..</p>	
<p>(3) The Telephone Company will select the trunking arrangement from the end office within the selected Access Area from which BSA-B is to be provided. If the customer orders an Automatic Number Identification (ANI) Arrangement, as shown in V.B.22., or Rotary Dial Station Signaling, as shown in V.B.5.m., special routing and trunking arrangements may be required.</p>	
<p>(4) BSA-B is arranged for either originating, terminating, or two-way calling based on the trunks or BHMC ordered. The Telephone Company will determine the type of directional calling to be provided unless the customer requests the option, Customer Specification of Switched Access Directionality as described in V.B.5.h.. For such specification, additional charges on an Individual Case Basis will apply if the calling arrangements are different from that the Telephone Company would have provided without such special arrangements. Originating calling permits the origination of calls from the end user to the CDL. Terminating calling permits the termination of calls from the CDL to the end user. Two-way calling permits either the origination or termination of calls, but not simultaneously.</p>	

## V. SWITCHED ACCESS (Continued)

(5) BSA-B, when being used in the terminating and originating direction, is provided with multifrequency address signaling. At the option of the customer, up to 7 Digits Outpulsing of Access Digits to the customer will be provided in the originating direction by the Telephone Company equipment to the CDL where the BSA-B terminates. Except for BSA-B provided with the ANI arrangement or Rotary Dial Station Signaling, any other address signaling in the originating direction, if required by the customer, must be provided by the end user using inband tone signaling techniques. Such inband tone address signals will not be regenerated by the Telephone Company and will be subject to the ordinary transmission capabilities of the Switched Transport provided.	
(6) BSA-B, when being used in the terminating direction, may be used to access valid NXXs in the BSA-B Access Area. If the BSA-B connection is made directly to an end office, the Access Area is that of that end office only. If the BSA-B connection is made to an access tandem, the Access Area is that of all end offices subtending that access tandem. The description of any BSA-B Access Area will be provided to the customer upon request. Access is also available to information services (e.g., time and temperature) and IC services by dialing the appropriate digits and other services when those services can be reached using valid NXX codes. Premium End Office Switching - Unbundled (EOSU) rates in <i>V.E.2.h.(5)</i> and <i>V.F.3.d.</i> apply to all BSA-B usage originating or terminating at an equal access end office. When a provider of MTS and WATS subscribes to BSA-B and BSA-C at an end office, BSA-C usage and BSA-B terminating usage will be subject to premium EOSU rates and BSA-B originating usage will be subject to nonpremium EOSU rates.	
(7) A separate trunk group will be established based on the directionality (i.e., originating only, terminating only, or two-way traffic) of the BSA-B arrangement provided.	
(8) The access code for BSA-B is a uniform access code in the form of 950-XXXX. For end offices not appropriately equipped an IC may instruct their end users to access the BSA-B by dialing 1+950-XXXX.	
(9) BSA-B may, at the option of the customer, be arranged to provide an ANI arrangement to obtain the calling station billing numbers. ANI is not available if the BSA-B connection is at a Telephone Company access tandem. The ANI arrangement provides seven (7) digit calling station billing number information to the CDL. In those situations where no billing number is available in the end office switch, as with 4/8 party service, no seven (7) digit number will be provided and an "operator identification" information digit will be provided.	
In those cases where an ANI failure has occurred in the end office switch, no seven (7) digit number will be provided, and an "identification failure" information digit will be provided. ANI will be available using multifrequency signaling provided by the Telephone Company.	
Rotary Dial Station Signaling will be made available in certain end offices using dial repeating equipment provided by the Telephone Company. The customer must order Switched Transport arranged to pass the dial repeating signals. BSA-B is provided in directly routed arrangements where the ANI or Rotary Dial Station Signaling arrangements are provided.	

## V. SWITCHED ACCESS (Continued)

Only calls from end users terminated on the end office switch will be provided with the ANI or Rotary Dial Station Signaling arrangements.	
(10) The Telephone Company will determine the end office ANI protocol for BSA-B. The Telephone Company makes no guarantee that ANI will be available at all end offices which have access to BSA-B.	
(11) BSA-B is provided with basic testing at no additional charge. Basic tests include: loss, 3 tone slope, (C-message and C-notched noise) and where applicable, dc continuity, signaling and balance testing.  (a) Where Telephone Company equipment is available, a seven (7) digit access number will be provided to the customer for testing in the terminating direction. These access numbers shall include: balance (100 type) test line, milliwatt (102 type) test line, data transmission (107 type) test line, loop around test line, short circuit test line and open circuit test line.	
(b) Where Telephone Company equipment is available and the customer is equipped with compatible remote office test lines, BSA-B will be provided with automatic testing (105 type or equivalent) in the originating direction.	
Additional testing charges apply as in VII.F. when: a.) the customer requests a test not specified in the preceding; b.) the test requested is not essential to the ongoing maintenance of BSA-B; or c.) the customer requests testing on a more frequent basis than scheduled in the Telephone Company's Central Office Maintenance Planning System (COMPS). The Telephone Company will routinely perform maintenance testing from its access tandem or end office (if direct routed) to the customer's first point of switching.	
(12) When all BSA-B is discontinued at an end office and/or in an Access Area, a regular number intercept announcement is provided. This arrangement provides, for a limited period of time, an announcement that the BSA-B associated with the number dialed has been disconnected.	
(13) BSA-B is provided with either Type B or Type C transmission performance. The parameters associated with these performances are guaranteed to the end office, when routed directly, or to the first point of switching, when routed via an access tandem. Type C transmission performance is provided with Interface Arrangement 1 and Type B is provided with Interface Arrangements 2 through 10. In addition, Data Transmission Parameters may, at the option of the customer, be provided with BSA-B.	
(14) BSA-B may at the option of the customer and with the concurrence of the Telephone Company, be provided with Alternate Traffic Routing. This arrangement, as shown in V.B.22., delivers originating traffic from an end office over a designated trunk group to the CDL. When that trunk group is fully loaded, additional originating traffic is automatically delivered over one (1) or more designated trunk groups to one (1) or more CDLs.	

## V. SWITCHED ACCESS (Continued)

<p>c. BSA-C</p> <p>Basic Serving Arrangement C (BSA-C) provides trunk-side access to Telephone Company end office switches for providers of MTS and WATS for originating and terminating communications. BSA-C is available in all end offices which are not equipped for FGD or BSA-D End Office Services.</p> <p>(1) BSA-C is provided at all Telephone Company end office switches or Telephone Company designated access tandem switches. BSA-C is available at an end office switch unless FGD or BSA-D is provided in the same office. When FGD or BSA-D is available, BSA-C will be discontinued as soon as the conversion to BSA-D can be arranged.</p>	
<p>BSA-C utilizes a two-point electrical communications path between the Interface Arrangement and Common Line or Special Access Line which is a voice grade transmission path comprised of any form or configuration of plant capable of, and typically used in the telecommunications industry for, the transmission of the human voice and associated signals within the frequency bandwidth of approximately 300 to 3000 Hz.</p>	
<p>(2) BSA-C is provided as trunk-side switching through the use of end office switch trunk equipment. The switch trunk equipment is provided with answer and disconnect supervisory signaling. Wink start pulsing signals are provided in all offices where available. In those offices where wink start pulsing signals are not available, delay dial start pulsing signals will be provided.</p>	
<p>BSA-C may also be provided with certain Basic Service Elements (BSEs) as shown in V.B.22..</p>	
<p>(3) The Telephone Company will select the trunking arrangement from the end office within the selected Access Area from which BSA-C is to be provided. If the customer orders an ANI arrangement as shown in V.B.22. and V.E.10., or Service Class Routing Arrangement, special routing and trunking arrangements may be required.</p>	
<p>(4) BSA-C is arranged for either originating calling only, terminating calling only, or two-way calling based on the trunks or BHMC ordered. The Telephone Company will determine the type of Directional calling to be provided unless the customer requests the option, Customer Specification of Directionality as described in V.B.5.h.. For such specification, additional charges on an Individual Case Basis will apply if the trunk group Routing arrangements are different from that the Telephone Company would have provided without such special arrangements. Originating calling permits the origination of calls from the end user to the CDL. Terminating calling permits the termination of calls from the CDL to the end user. Two-way calling permits either the origination or termination of calls, but not simultaneously.</p>	



## V. SWITCHED ACCESS (Continued)

(5) BSA-C is provided with multifrequency address signaling except in certain electromechanical end office switches where multifrequency signaling is not available. In such electromechanical end office switches, the address signaling will be dial pulse or reverive pulse signaling, whichever is available. Dial pulse address signaling may, at the option of the customer, be provided in lieu of multifrequency address signaling if such signaling facilities are available in the end office. Up to twelve (12) digits of the called party number dialed by the customer's end user will be provided by Telephone Company equipment to the CDL where the BSA-C terminates. Such called party number signals will be subject to the ordinary transmission capabilities of the Switched Transport provided.	
(6) BSA-C, when being used in the terminating direction, may be used to access NXXs in the BSA-C Access Area. If the BSA-C connection is made directly to an end office the Access Area is that of that end office only. If the BSA-C connection is made to a Telephone Company access tandem the Access Area is that of all end offices subtending that Telephone Company access tandem. The description of any BSA-C Access Area will be provided to the customer upon request. Access is also available to Directory Assistance and other services (by dialing the appropriate codes) when the services can be reached using valid NXX codes.	
(7) A separate trunk group will be established based on the directionality (i.e., originating only, terminating only, or two-way traffic) of the BSA-C arrangement provided.	
(8) No access code is required for BSA-C. In certain locations, due to Central Office equipment limitations, two (2) or three (3) digit access codes may be used. The telephone number dialed by AT&TC's end user shall be a seven (7) or ten (10) digit number for calls in the North American Numbering Plan (NANP). For international calls outside the NANP, a five (5) to twelve (12) digit number may be dialed. The form of the numbers dialed by AT&TC's end user is NXX-XXXX, 0 or 1 + NXX-XXXX, NPA + NXX-XXXX, 0 or 1 + NPA + NXX-XXXX, and, when the International Direct Distance Dialing Arrangement (IDDD) is provided, 01 + CC + NN or 011 + CC + NN.	
(9) BSA-C may, at the option of the customer, be arranged to provide an ANI arrangement to obtain the calling station billing number. The ANI arrangement provides seven (7) digit station billing number information to the CDL. In those situations where no billing number is available in the end office switch, as with 4/8 party service, no seven (7) digit number will be provided and an "operator identification" information digit will be provided.	
In those cases where an ANI failure has occurred in the end office switch, no seven (7) digit number will be provided and an "identification failure" information digit will be provided. ANI will be made available using multifrequency signaling provided by the Telephone Company.	
BSA-C is provided in directly routed arrangements to the end office switch where the ANI arrangement is provided. The Telephone Company will determine the end office ANI protocol for BSA-C.	

## V. SWITCHED ACCESS (Continued)

<p>Only calls from end users terminated on the end office switch will be provided with the ANI arrangement. ANI is provided from end offices for which Telephone Company recording for end user billing is not provided, or where it is not required, as with 800/877/888 Service. It is not provided from end offices for which the Telephone Company needs to forward ANI to its recording equipment.</p>	
<p>(10) BSA-C may, at the option of the customer, be arranged for International Direct Distance Dialing (IDDD) arrangement in the originating direction. End offices or Telephone Company access tandems equipped for IDDD will be designated by the Telephone Company. The CDL must be equipped to receive the IDDD supervisory and address signals and the CDL must provide operator assistance to the end users if necessary to obtain the IDDD address signals once the CDL acknowledges it is ready to receive IDDD address signals.</p>	
<p>(11) BSA-C is provided with basic testing at no additional charge. Basic tests include: loss, 3 tone slope, (C-message and C-notched), and where applicable, signaling and balance testing.</p> <p>(a) Where Telephone Company equipment is available, a seven (7) digit access number will be provided to the customer for testing in the terminating direction. The access number shall include: balance (100 type) test line, milliwatt (102 type) test line, automatic transmission measuring (105 type) test line, data transmission (107 type) test line, nonsynchronous or synchronous test line, loop around test line, short circuit test line and open circuit test line.</p>	
<p>(b) Where Telephone Company equipment is available and the customer is equipped with compatible equipment (remote office test lines and 105 test lines with associated responders or their functional equivalent), BSA-C will be provided with automatic testing.</p>	
<p>(c) At the option of the Telephone Company, cooperative testing may be provided in lieu of automatic testing. Cooperative testing is where the Telephone Company provides a technician at its office(s) and the customer provides a technician at its CDL, with suitable test equipment to perform the required tests. The Telephone Company will routinely perform maintenance testing from its access tandem or end office (if direct routed) to the customer's first point of switching.</p>	
<p>Additional testing charges will apply as in VII.F. when: a.) the customer requests a test not specified in the preceding; b.) the test requested is not essential to the ongoing maintenance of BSA-C; or c.) the customer requests testing on a more frequent basis than scheduled in the Telephone Company's Central Office Maintenance Planning System (COMPS).</p>	
<p>(12) BSA-C may, at the option of the customer, be provided with Alternate Traffic Routing. This arrangement, as shown in V.B.22., delivers originating traffic from an end office over a designated trunk group to the CDL. When that trunk group is fully loaded, additional originating traffic is automatically delivered over one (1) or more designated trunk groups to one (1) or more CDLs.</p>	

## V. SWITCHED ACCESS (Continued)

<p>(13) BSA-C may, at the option of the customer, be provided with a Service Class Routing Arrangement. This arrangement allows originating traffic to be delivered over selected trunk groups to specified CDL based on service prefix (e.g., 0-, 0+, 1+, 01, 011); service class codes (e.g., 500, 700, 800, 888, 900); or end user originating line class of service (e.g., coin, multiparty, hotel/motel).</p>	
<p>(14) BSA-C may, at the option of the customer, be provided with a Trunk Access Limitation Arrangement in all Telephone Company end offices. This arrangement provides for the routing of designated (e.g., 900 Service Code) originating calls to a specified number of transmission paths in a trunk group to the CDL in order to limit the amount of such traffic that can be completed.</p>	
<p>(15) BSA-C is provided with the following features in the originating direction for operator assistance services. BSA-C may require the routing by Service Class Routing Arrangement.</p> <p>(a) Operator Assistance-Coin Control Arrangements for Telephone Company end offices where equipment is available - - Such arrangements provide coin return control and routing of 0+, 0-, 01+ and 011+ prefixed originating calls to the CDL. The operator services system arrangement for receipt of 0+, 0-, 1+, 01+ and 011+ calls may, at the option of the customer, be provided with the ANI arrangement. The cord board arrangement for receipt of 0- originating calls is not provided with ANI. BSA-C is provided in a directly routed arrangement where the Operator Assistance-Coin Control arrangement is provided. Only calls from coin station lines terminated on the end office switch where the Operator Assistance-Coin Control Arrangement is provided will be provided to the CDL.</p>	
<p>(b) Operator Assistance-Noncoin Arrangements in all Telephone Company end offices - Such arrangements provide routing of 0+, 0-, 1+, 01+, and 011+ prefixed originating calls to the CDL. This arrangement for receipt of 0+, 0-, 1+, 01+, and 011+ originating calls may, at the option of the customer, be provided with the ANI arrangement.</p>	
<p>The cord board arrangement for receipt of 0- originating calls is not provided with ANI. BSA-C is provided in a directly routed arrangement where the Operator Assistance-Noncoin Arrangement is provided. Only calls from end users terminated on the end office switch where the Operator Assistance-Noncoin Arrangement is provided will be provided to the CDL.</p>	
<p>(c) Operator Assistance-Combined (coin and noncoin) Arrangements in Telephone Company end offices where equipment is available - This arrangement provides the combined features described in (a) and (b).</p>	
<p>(16) BSA-C is provided with either Type B or Type C transmission performance as follows: 1.) when routed directly to the end office, either Type B or Type C is provided; 2.) when routed to an access tandem, only Type B is provided; or 3.) Type B or Type C is provided on the transmission path from the access tandem to the end office. Type C transmission performance is provided with Interface Arrangement 1 when routed directly to an end office. Type B is provided with Interface Arrangements 2 through 10 whether routed directly to an end office or to an access tandem. In addition, Data Transmission Parameters may, at the option of the customer, be provided with BSA-C.</p>	

## V. SWITCHED ACCESS (Continued)

<p>d. BSA-D</p> <p>Basic Serving Arrangement D (BSA-D), available to all customers at appropriately equipped electronic end office switches, provides trunk-side access to Telephone Company end office switches with an associated 101XXXX access code for providers of MTS/WATS and MTS/WATS-type services for originating and terminating communications for customer provided interstate communications capability or connections to an interexchange interstate service.</p> <p>(1) BSA-D utilizes a two-point electrical communications path between the Interface Arrangement and Common Line or Special Access Line which is a voice grade transmission path comprised of any form or configuration of plant capable of, and typically used in the telecommunications industry for, the transmission of the human voice and associated telephone signals within the frequency bandwidth of approximately 300 to 3000 Hz.</p>	
<p>SS7 Out of Band Signaling for BSA-D is provided at suitably equipped Telephone Company end office or access tandem switches.</p>	
<p>(2) BSA-D is provided as trunk-side switching through the use of end office or Telephone Company access tandem switch trunk equipment. The switch trunk equipment is provided with answer and disconnect supervisory signaling and wink start pulsing signals except when SS7 Out of Band Signaling is specified. BSA-D may also be provided with certain Basic Service Elements as shown in V.B.22..</p>	
<p>(3) The Telephone Company will select the trunking arrangement from the end office, within the selected Access Area from which BSA-D is to be provided. If the customer orders an Automatic Number Identification (ANI) Arrangement or an Alternate Traffic Routing Arrangement, as shown in V.B.22., Service Class Routing Arrangement; Trunk Access Limitation Arrangement; or Operator Assistance Full Feature Arrangement, special routing and trunking arrangements may be required.</p>	
<p>(4) BSA-D is arranged for either originating calling only, terminating calling only, or two-way calling and is based on the trunks or BHMC ordered. The Telephone Company will determine the type of directional calling to be provided unless the customer orders an Operator Assistance Full Feature Arrangement or requests the option, Customer Specification of Switched Access Directionality as described in V.B.5.h.. For such arrangements, additional charges on an Individual Case Basis will apply if the trunking arrangements are different from that the Telephone Company would have provided without such special arrangements. Originating calling permits the origination of calls from the end user to the CDL. Terminating calling permits the termination of calls from the CDL. Two-way calling permits either the origination or termination of calls, but not simultaneously.</p>	
<p>(5) BSA-D is provided with multifrequency address signaling or SS7 Out of Band Signaling. Up to twelve (12) digits of the called party number dialed by the end user will be provided by Telephone Company equipment to the CDL where the BSA-D terminates. Such address signals will be subject to the ordinary transmission capabilities of the Switched Transport provided.</p>	

## V. SWITCHED ACCESS (Continued)

<p>(6) BSA-D, when being used in the terminating direction, may be used to access valid NXXs in the BSA-D Access Area. If the BSA-D connection is made directly to an end office the Access Area is that of that end office only. If the BSA-D connection is made to a Telephone Company access tandem, the Access Area is all end offices subtending that access tandem that have BSA-D capabilities. When the customer wants access to all end offices subtending that access tandem (both equal access and non-equal access) a single BSA-D trunk group may be used. Traffic terminating at a non-equal access end office using a BSA-D trunk group will be ordered as BSA-B or BSA-C and billed at BSA-B or BSA-C rates. Separate trunk groups for the combined use of BSA-D and BSA-B or BSA-D and BSA-C are not required. The description of any BSA-D Access Area will be provided to the customer upon request. BSA-D may also be used in the terminating direction to access information services (e.g., time and temperature) and other services by dialing the appropriate codes when the services can be reached using valid NXX codes.</p>	
<p>(7) A separate trunk group will be established based on directionality (i.e., originating only, terminating only, or two-way traffic) of the BSA-D arrangement provided.</p>	
<p>(8) No access code for BSA-D is a uniform access code of the form 101XXXX. No access code is required if the end user's Telephone Company local service is arranged for Primary Interexchange Carrier (PIC) arrangement as in <i>VII.E.</i> to the same customer. The number dialed by the end user shall be a seven (7) or ten (10) digit number for calls in the North American Numbering Plan (NANP). For international calls outside the NANP, a five (5) to twelve (12) digit number may be dialed. The form of the numbers dialed by the end users is NXX-XXXX, 0 or 1 + NXX-XXXX, NPA + NXX-XXXX, 0 or 1 + NPA + NXX-XXXX, and, when the International Direct Distance Dialing Arrangement (IDDD) is provided, 01 + CC + NN or 011 + CC + NN. When the 101XXXX access code is used, BSA-D also provides for dialing the digit 0 for access to the customer's operator, or the end-of-dialing digit (#) for cut-through access to the CDL. BSA-D also provides for the dialing of digits 00 for access on a non-DDD basis to the customer's operator when the end user's service is designated to the customer as in <i>VII.E.</i> and <i>V.B.5.v.</i>. A single access code will be the assigned number for all BSA-D provided to the customer by the Telephone Company.</p>	
<p>In addition to the standard 101XXXX access code, the customer has the option to use 950-XXXX as an access code for BSA-D Switched Access Service. When the customer orders BSA-D Switched Access Service with 950-XXXX Access as described in <i>V.B.5.t.</i>, BSA-D switched access calls may also be originated by using the customer's 950-XXXX access code(s). All such calls will be rated as BSA-D switched access calls.</p>	
<p>BSA-D, provided with multifrequency address signaling or SS7 Out of Band Signaling, is arranged to receive address signaling through the use of Dual Tone Multifrequency (DTMF) or dial pulse address signaling from the end user.</p>	

## V. SWITCHED ACCESS (Continued)

<p>(9) BSA-D may, at the option of the customer, be arranged to provide ANI arrangement as shown in V.B.22. to obtain the calling station billing number. The ANI arrangement provides ten (10) digit station billing number information to the CDL. When SS7 Out of Band Signaling is specified, the customer may obtain an ANI equivalent by ordering the Charge Number optional feature as described in V.B.5.bb.. In those situations where no billing number is available in the end office switch, as with 4/8 party service, no ten (10) digit number will be provided, only the area code and an "operator identification" information digit will be provided.</p>	
<p>In those cases where an ANI failure has occurred in the end office switch, no ten (10) digit number will be provided, and an "identification failure" information digit will be provided. ANI will be made available using multifrequency signaling provided by the Telephone Company.</p>	
<p>Dependent upon the group type, the ANI spill may be forwarded prior to the called number in appropriately equipped end offices. When the ANI spill is sent prior to the called number, ten (10) digits will be forwarded (NPA + NXX-XXXX). When the ANI spill is sent after the called number, the conventional seven (7) digits will be forwarded. The Telephone Company will determine the sequencing and protocol of the ANI spill and called number.</p>	
<p>(10) BSA-D may, at the option of the customer, be arranged for the International Direct Distance Dialing (IDDD) Arrangement in the originating direction. End Offices or Telephone Company access tandems equipped for IDDD will be designated by the Telephone Company. The CDL must be equipped to receive the IDDD supervisory and address signals and the CDL must provide operator assistance to the end users if necessary to obtain the IDDD address signals once the CDL acknowledges it is ready to receive IDDD address signals.</p>	
<p>BSA-D may also be arranged to forward the international calls of one (1) or more international carriers to the customer. This arrangement requires verification by the Telephone Company that the customer is authorized to forward such calls.</p>	
<p>(11) BSA-D is provided with basic testing at no additional charge. Basic tests include: loss, 3 tone slope, (C-message and C-notched), and where applicable, signaling and balance testing.</p> <p>(a) Where Telephone Company equipment is available, a seven (7) digit access number will be provided to the customer for testing in the terminating direction. These access numbers shall include: balance (100 type) test line, milliwatt (102 type) test line, nonsynchronous or synchronous test line, automatic transmission measuring (105 type) test line, data transmission (107 type) test line, loop around test line, short circuit test line and open circuit test line. Access to test lines by other than seven (7) digits is at the option of the Telephone Company and may vary in availability.</p>	
<p>(b) Where Telephone Company equipment is available and the customer is equipped with compatible equipment (remote office test lines and 105 test lines with associated responders or their functional equivalent), BSA-D will be provided with automatic testing.</p>	

## V. SWITCHED ACCESS (Continued)

<p>(c) At the option of the Telephone Company, cooperative testing may be provided in lieu of automatic testing. Cooperative testing is where the Telephone Company provides a technician at its office(s) and the customer provides a technician at its CDL, with suitable test equipment to perform the required tests. The Telephone Company will routinely perform maintenance testing from its access tandem or end office (if direct routed) to the customer's first point of switching. Additional testing charges will apply as in VII.F. when: a.) the customer requests a test not specified in the preceding; b.) the test requested is not essential to the ongoing maintenance of BSA-D or c.) the customer requests testing on a more frequent basis than scheduled in the Telephone Company's Central Office Maintenance Planning System (COMPS).</p>	
<p>(d) When BSA-D, 800 or 888 SAC Access service with SS7 Out of Band Signaling is ordered, network compatibility and other operational tests will be performed cooperatively by the Telephone Company and the customer at locations, dates, and times as specified by the Telephone Company in consultation with the customer. These tests are as specified in Technical Reference GR-905-CORE, Issue 11. Successful completion is necessary to receive the SS7 signaling option. To protect the security of the SS7 network, certain of the information provided, i.e., point codes, by the Telephone Company to the customer will be subject to a nondisclosure agreement.</p>	
<p>(12) BSA-D may, at the option of the customer, be provided with Alternate Traffic Routing. This arrangement, as shown in V.B.22., delivers originating traffic from an end office over a designated trunk group to the CDL. When that trunk group is fully loaded, additional originating traffic is automatically delivered over one (1) or more designated trunk groups to one (1) or more CDLs.</p>	
<p>(13) BSA-D may, at the option of the customer, be provided with a Service Class Routing Arrangement. This arrangement allows originating traffic to be delivered over selected trunk groups to specified CDLs based on service prefix code (e.g., 0-, 0+, 1+, 01, 011); service class codes (e.g., 500, 700, 800, 888, 900); or end user originating line class of service (e.g., coin, multiparty, hotel/motel). Service classes of traffic unable to be served by a customer will be handled at the option of the Telephone Company.</p>	
<p>(14) BSA-D will be arranged to accept calls from Telephone Company local service without the 101XXXX uniform access code. Each Telephone Company local service will be marked to identify which 101XXXX code its calls will be directed to for InterLATA Area service.</p>	
<p>(15) BSA-D may, at the option of the customer, be provided with a Trunk Access Limitation Arrangement. The Trunk Access Limitation Arrangement provides for the routing of designated (e.g., 900 Service class code) originating calls to a specified number of transmission paths in a trunk group.</p>	

**V. SWITCHED ACCESS** (Continued)

<p>(16) BSA-D may, at the option of the customer, be provided with an Operator Assistance Full Feature Arrangement. This arrangement provides, to the customer operator, the initial coin control function. BSA-D is provided in a directly routed arrangement from the end office switch when this feature is provided. This feature may require the routing by Service Class Routing Arrangement. The coin collection and return protocol required by the customer must be compatible with Telephone Company equipment. Offering of this feature is contingent upon suitable administrative procedures/agreements for coin services being negotiated between the customer and the Telephone Company. This option is unavailable in conjunction with SS7 Out of Band Signaling.</p>	
<p>(17) BSA-D is provided with either Type A, Type B, or Type C transmission performance as follows: 1.) when routed directly to the end office, either Type B or Type C is provided; 2.) when routed to a Telephone Company access tandem, only Type A is provided; 3.) Type A is provided on the transmission path from the Telephone Company access tandem to the end office. Type C transmission performance is provided with Interface Arrangement 1. Type A and Type B are provided with Interface Arrangements 2 through 10. In addition, Data Transmission Parameters may, at the option of the customer, be provided with BSA-D.</p>	
<p>(18) BSA-D trunking arrangements are available with two basic forms of signaling protocol. The standard signaling protocol provided with BSA-D is Overlap Outpulsing. At the option of the customer, where technically available BSA-D may be provided with Non-Overlap Outpulsing signaling protocol.</p>	
<p>e. Dedicated Network Access Link (DNAL)</p> <p>The DNAL provides a connection between the customer designated location and the Telephone Company End Office that provides the BSA-A dial tone for connection to equipment that is not part of the end office switch but that is used to provide the Simplified Message Desk Interface (SMDI) BSE. The DNAL is only available for use in conjunction with the SMDI BSE.</p>	
<p>DNAL service is either a two-wire or four-wire channel which is capable of transmitting signals within the frequency bandwidth of approximately 300 to 3000 HZ.</p>	
<p>There are two (2) rate elements which apply to DNALs. The entrance facility, which provides the transmission path and interface between the Telephone Company's serving wire center and the customer provided facilities at the point of termination at the CDL. If the serving wire center is not the BSA-A dial tone office, then Direct-Trunked Transport will also apply for the mileage between the serving wire center and the BSA-A dial tone office.</p>	
<p>The rates and charges for two-wire and four-wire voiceband Entrance Facilities and Direct-Trunked Transport Facility-Voiceband apply for the DNAL Entrance Facility and DNAL Direct-Trunked Transport, respectively.</p>	
<p>f. Alarm Signal Transport Services (ASTS)</p> <p>ASTS is offered via DC (Metallic) and telegraph-grade facilities in conjunction with special scanning equipment in the central office.</p>	



## V. SWITCHED ACCESS (Continued)

DC (Metallic) and telegraph-grade facilities and services were discontinued effective November 3, 1991.	
<p><b>3. Description of Switched Transport</b></p> <p>a. General</p> <p>(1) Switched Transport provides the transmission of Switched Access communications including SAC Access Service, between the CDL and the originating or terminating end office switch(es) in the Access Area with one exception. Switched Transport associated with FGA or BSA-A 1+ terminating traffic provides for the transmission of Switched Access outside the Access Area, however within the LATA. Switched Transport is comprised of the following rate elements; an Entrance Facility Rate, a Direct-Trunked Transport Rate, a Tandem-Switched Transport Rate and an Interconnection Rate. A Dedicated Switched Access Transport Rate is associated with CCS7 Access Service. An EIS Cross Connect rate applies where Switched Access is interconnected with a customer's transmission facilities in accordance with Section XVIII..</p>	
The Entrance Facility Rate is assessed upon customers for the use of Telephone Company Voiceband, DS1 and DS3 high capacity facilities, including interface arrangements, between the point of termination at the Customer Designated Location (CDL) and the Telephone Company's serving wire center. The Entrance Facility is further described in V.B.3.b..	
The Direct-Trunked Transport Rate is assessed upon customers for the use of Voiceband, DS1 and DS3 high capacity transport facilities dedicated to a single customer between a serving wire center and end office (including host end offices), end offices used to provide Tandem Switch Signaling, between a serving wire center and a Telephone Company Hub for multiplexing purposes, between two Telephone Company hubs, between a serving wire center and a Directory Assistance Center, between a Telephone Company Hub and an end office and between a serving wire center and a Telephone Company access tandem. The Direct-Trunked Transport Rate is flat-rated and has both distance-sensitive and nondistance-sensitive components. Direct-Trunked Transport is further described in V.B.3.c..	
A Dedicated Trunk Port is applicable to the purchase of dedicated trunks terminated by that port. The Dedicated Trunk Port provides for the termination of a dedicated trunk at the end office or access tandem. The Dedicated Trunk Port is a flat rated charge assessed on a per trunk basis. The rate is determined based on whether the trunk is voicegrade or DS1.	
<p>The End Office Dedicated Trunk Port is billed as originating and terminating based on a Percent Originating Usage (POU) factor of fifty percent (50%).</p> <p>Originating Calculation = PIU x Originating Rate x Quantity x POU</p> <p>Terminating Calculation = PIU x Terminating Rate x Quantity x (100 – POU)</p>	

## V. SWITCHED ACCESS (Continued)

The Access Tandem Dedicated Trunk Port is billed as a single rate element that does not distinguish between originating and terminating usage.	
The Tandem-Switched Transport Rate is assessed upon customers for the use of transport between a serving wire center and an end office that is switched at a Telephone Company access tandem. The Tandem-Switched Transport Rate may also be assessed for transport between a Telephone Company access tandem and end office, between a host end office and a remote end office and between a FGA or BSA-A dialtone office and other end offices in the local calling area. Tandem-Switched Transport consists of circuits used in common by multiple customers from the Telephone Company access tandem to an end office. The Tandem-Switched Transport Rate includes four (4) subelements, a Tandem-Switched Transport - Facility, a Tandem-Switched Transport - Termination, a Tandem Switching and Shared Multiplexing rate. The Tandem Switching Rate is not applicable for transport between a host end office and a remote end office or to FGA or BSA-A Transport. For Tandem-Switched Transport, a Shared Multiplexing rate will be assessed on all access minutes that traverse a common trunk group from the Telephone Company access tandem to an end office. Tandem-Switched Transport is further described in <i>V.B.3.d.</i> .	
The Shared Trunk Port provides for the termination of a Tandem-Switched Trunk at an end office. The Shared Trunk Port is usage rated and shall be assessed to all access minutes which utilize Tandem-Switched Transport. This includes minutes of use associated with FGA service when traffic is terminated in an end office that is not the dial tone office and on minutes of use provided at a remote office.	
The Shared Trunk Port charge does not apply to switched access minutes of use that originate or terminate at MTSOs directly interconnected to a Telephone Company access tandem.	
When the Tandem-Switched Transport is provided by more than one telephone company, the Shared Trunk port charge shall be billed by the Telephone Company in whose territory the end office is located, as in <i>III.G.3.g.</i> .	
The Interconnection Rate is assessed upon all customers for interconnecting with the Telephone Company's switched access network. The Interconnection Rate is further described in <i>V.B.3.e.</i> .	
The Dedicated Switched Access Transport Rate is assessed upon customers subscribing to CCS7 Access Service for the use of facilities between the customer's common channel signalling network and the Telephone Company's signalling transfer point. It is a flat rated, distance-sensitive monthly rate. This rate element is further described in <i>V.B.10.a.(2)</i> .	
The application of the Switched Transport rates and the determination of mileage measurements for Switched Transport is in <i>V.E.2.h.(2)</i> .	

## V. SWITCHED ACCESS (Continued)

<p>(2) Switched Transport facilities provide two-way voice frequency transmission paths which permits the transport of calls in the originating direction (from the end office switch to the CDL), and in the terminating direction (from the CDL to the end office switch), but not simultaneously. The voice frequency transmission path may be comprised of any form or configuration of plant capable of and typically used in the telecommunications industry for the transmission of the human voice and associated telephone signals within the frequency bandwidth of approximately 300 to 3000 Hz. Direct-Trunked Transport and Entrance Facilities are composed of facilities as ordered by the customer.</p>	
<p>Switched Transport facilities will be engineered and routed based on standard engineering methods, available facilities and equipment, Telephone Company traffic routing plans and the customer's order for service.</p>	
<p>The Telephone Company will work cooperatively with the customer in determining 1.) service to be routed directly to an end office switch or via a Telephone Company access tandem and 2.) the directionality of the service.</p>	
<p>(3) For Tandem-Switched Transport the number of Switched Transport transmission paths provided between an end office switch and a Telephone Company access tandem are determined by the Telephone Company using standard traffic engineering methods. The number of Switched Transport transmission paths provided between the Telephone Company access tandem and serving wire center of the CDL is determined by the customer's order. If ordered in BHMC, the Telephone Company will determine the number of trunks, using standard traffic engineering methods. When Direct-Trunked Transport is ordered directly to a Telephone Company access tandem, facilities between the serving wire center of the CDL and the Telephone Company access tandem will be determined by the customer's order.</p>	
<p>b. Entrance Facility</p> <p>The Entrance Facility provides the transmission path and the interface between the Telephone Company's serving wire center and customer provided facilities at the point of termination at the CDL.</p>	
<p>Switched Access is provided in a number of separate Entrance Facilities. Each Entrance Facility provides a specified facility interface (e.g., two-wire, four-wire, DS1, etc.). Provision of the Interface Arrangements for two-wire and four-wire voice frequency Entrance Facility and any Optional Arrangements may require placement of Telephone Company equipment [e.g., supervisory signaling equipment as described in <i>V.B.3.g.</i>] on the customer's premises.</p>	
<p>Where transmission facilities permit, the individual transmission paths between the point of termination and the first point of switching may, at the option of the customer, be provided with Optional Arrangements as in <i>g.</i>.</p>	

**V. SWITCHED ACCESS** (Continued)

<p>The following Standard Entrance Facilities are available:</p> <p>Two-Wire VF  Four-Wire VF  Group Analog (existing customers only)  Supergroup Analog (existing customers only)  Mastergroup Analog (existing customers only)  DS1 Digital  DS1C Digital (existing customers only)  DS3 Digital  DS3C Digital (existing customers only)</p>	
<p>In lieu facilities permit, the individual transmission paths between the point of termination and the first point of switching may, at the option of the customer, be provided with Optional Arrangements as in <i>g.</i>.</p>	
<p>The following Standard Entrance Facilities are available:</p> <p>Two-Wire VF  Four-Wire VF  Group Analog (existing customers only)  Supergroup Analog (existing customers only)  Mastergroup Analog (existing customers only)  DS1 Digital  DS1C Digital (existing customers only)  DS3 Digital  DS3C Digital (existing customers only)</p>	
<p>In lieu of an Entrance Facility, Switched Access may be interconnected with a customer's transmission facilities in accordance with Section XVIII..</p>	
<p>The number of Entrance Facilities provided is determined by the customer's order for service.</p> <p>(1) Two-Wire Voice Frequency Entrance Facility</p> <p>(a) The Two-Wire Voice Frequency Entrance Facility, except as in (b), provides two-wire voice frequency transmission at the point of termination at the CDL. The interface is capable of transmission signals within the frequency bandwidth of approximately 300 to 3000 Hz.</p>	
<p>(b) The Two-Wire interface is not provided in association with FGC, FGD, BSA-C, and BSA-D when the first point of switching is a Telephone Company access tandem. In addition, the two-wire interface is not provided in association with FGB and BSA-B when the first point of switching is a Telephone Company access tandem where two-wire terminations are not provided.</p>	

## V. SWITCHED ACCESS (Continued)

(c) The transmission path between the point of termination at the CDL and the serving wire center may be comprised of any form or configuration of plant capable of and typically used in the telecommunications industry for the transmission of the human voice and associated telephone signals within the frequency bandwidth of 300 to 3000 Hz.	
(d) The Two-Wire interface is provided with loop supervisory signaling. When the interface is associated with FGA or BSA-A, such signaling may be loop start or ground start. When the interface is associated with FGB, FGC, FGD, BSA-B, BSA-C and BSA-D, such signaling, except for two-way calling, may be reverse battery signaling. The interface may, at the option of the customer, be provided with DX supervisory signaling or E&M supervisory signaling as in <i>V.B.3.g.</i> .	
(2) Four-Wire Voice Frequency Entrance Facility	
(a) The Four-Wire Voice Frequency Entrance Facility provides four-wire voice frequency transmission at the point of termination at the CDL. The interface is capable of transmission of the human voice and associated telephone signals within the frequency bandwidth of approximately 300 to 3000 Hz.	
(b) The transmission path between the point of termination at the CDL and the serving wire center may be comprised of any form or configuration of plant capable of and typically used in the telecommunications industry for the transmission of the human voice and associated telephone signals within the frequency bandwidth of 300 to 3000 Hz.	
(c) The interface is provided with loop supervisory signaling. When the interface is associated with FGA or BSA-A, such signaling may be loop start or ground start signaling. When the interface is associated with FGB, FGC, FGD, BSA-B, BSA-C, and BSA-D, such signaling, except for two-way calling, may be reverse battery signaling. The interface may, at the option of the customer, be provided with supervisory signaling as in <i>V.B.3.g.</i> .	
(3) Group Analog Entrance Facility	
(a) The Group Analog Entrance Facility provides a group level analog transmission at the point of termination at the CDL. The interface is capable of transmitting electrical signals between the frequencies of 60 to 108 kHz, with the capability to multiplex up to twelve (12) voice frequency transmission paths.	
Between the serving wire center and the point of termination at the CDL, the Telephone Company may, at its option, provide multiplex equipment to derive twelve (12) transmission paths of frequency bandwidth of approximately 300 to 3000 Hz.	
(b) The interface is provided with individual transmission path supervisory signaling.	
(c) The Group Analog Entrance Facility is obsolete technology and is available only to existing customers as of December 30, 1993.	

**V. SWITCHED ACCESS** (Continued)

<p>(4) Supergroup Analog Entrance Facility</p> <p>(a) The Supergroup Analog Entrance Facility provides supergroup level analog transmission at the point of termination at the CDL. The interface is capable of transmitting electrical signals between the frequencies of 312 to 552 kHz, with the capability to multiplex up to 60 voice frequency transmission paths.</p>	
<p>Between the serving wire center and the point of termination the Telephone Company may, at its option, provide multiplex equipment to derive sixty (60) transmission paths of frequency bandwidth of approximately 300 to 3000 Hz to promote transmission efficiency, if required.</p>	
<p>(b) The interface is provided with individual transmission path SF supervisory signaling.</p>	
<p>(c) The Supergroup Analog Entrance Facility is obsolete technology and is available only to existing customers as of December 30, 1993.</p>	
<p>(5) Mastergroup Analog Entrance Facility</p> <p>(a) The Mastergroup Analog Entrance Facility provides mastergroup level analog transmission at the point of termination at the CDL. The interface is capable of transmitting electrical signals between the frequencies of 564 to 3084 kHz, with the capability to multiplex up to six hundred (600) voice frequency transmission paths.</p>	
<p>Between the serving wire center and the point of termination at the CDL, the Telephone Company may, at its option, provide multiplex equipment to derive six hundred (600) transmission paths of frequency bandwidth of approximately 300 to 3000 Hz to promote transmission efficiency, if required.</p>	
<p>(b) The interface is provided with individual transmission path SF supervisory signaling.</p>	
<p>(c) The Mastergroup Analog Entrance Facility is obsolete technology and is available only to existing customers as of December 30, 1993.</p>	
<p>(6) DS1 Digital Entrance Facility</p> <p>(a) The DS1 Digital Entrance Facility provides DS1 level digital transmission at the point of termination at the CDL. The interface is capable of transmitting electrical signals at 1.544 Mbps, with the capability to multiplex up to twenty-four (24) voice frequency transmission paths.</p>	
<p>Between the first point of switching and the point of termination at the CDL, when analog switching utilizing analog terminations is provided, the Telephone Company may, at its option, provide multiplex equipment to derive twenty-four (24) transmission paths of frequency bandwidth of approximately 300 to 3000 Hz. When digital switching or analog switching with digital carrier terminations is provided, the Telephone Company will provide, at the customer's request, at the first point of switching, DS1 signals in D4 or D3 format.</p>	

**V. SWITCHED ACCESS** (Continued)

(b) The interface is provided with individual transmission path bit stream supervisory signaling.	
(7) DS1C Digital Entrance Facility	
(a) The DS1C Digital Entrance Facility provides a DS1C level digital transmission at the point of termination at the CDL. The interface is capable of transmitting electrical signals at 3.152 Mbps, with the capability to multiplex up to forty-eight (48) voice frequency transmission paths.	
Between the first point of switching and the point of termination, when analog switching utilizing analog terminations is provided, the Telephone Company may, at its option, provide multiplex equipment to derive up to forty-eight (48) voice frequency transmission paths of frequency bandwidth of approximately 300 to 3000 Hz. When digital switching or analog switching with digital carrier terminations is provided, the Telephone Company will provide, at the first point of switching, DS1 signals in D4 or D3 format.	
(b) The interface is provided with individual transmission path bit stream supervisory signaling.	
(c) As of December 30, 1993, the DS1C Digital Entrance Facility is available to existing customers only.	
(8) DS2 Digital Entrance Facility	
The Telephone Company currently does not offer the DS2 Entrance Facility.	
(9) DS3 Digital Entrance Facility	
(a) The DS3 Digital Entrance Facility provides, on a protected basis, a DS3 level digital transmission at the point of termination at the CDL. The interface is capable of transmitting electrical signals at 44.736 Mbps, with the capability to multiplex up to six hundred seventy-two (672) voice frequency transmission paths.	
Between the first point of switching and the point of termination at the CDL, when analog switching utilizing analog terminations is provided, the Telephone Company may, at its option, provide multiplex equipment to derive up to six hundred seventy-two (672) voice frequency transmission paths of frequency bandwidth of approximately 300 to 3000 Hz. When digital switching or analog switching with digital carrier terminations is provided, the Telephone Company will provide, at the customer's request, at the first point of switching, DS1 signals in D4 or D3 format.	
(b) The interface is provided with individual transmission path bit stream supervisory signaling.	
(c) To insure compatibility of transmission, the utilization of the same manufacturer's equipment (end-to-end) may be required. The Telephone Company reserves the right to choose this equipment.	

## V. SWITCHED ACCESS (Continued)

(d) The customer may specify either an electrical or optical interface as set forth in <i>IV.a.1.f.</i> .	
(10) DS3C Digital Entrance Facility	
(a) The DS3C Digital Entrance Facility provides a DS3C level digital transmission at the point of termination at the CDL. The interface is capable of transmitting electrical signals at 89.472 Mbps, with the capability to multiplex up to one thousand three hundred forty-four (1344) voice frequency transmission paths.	
Between the first point of switching and the point of termination at the CDL, when analog switching utilizing analog terminations is provided, the Telephone Company may, at its option, provide multiplex equipment to derive up to one thousand three hundred forty-four (1344) voice frequency transmission paths of frequency bandwidth of approximately 300 to 3000 Hz. When digital switching or analog switching with digital carrier terminations is provided, the Telephone Company will provide, at the customer's request, at the first point of switching, DS1 signals in D4 or D3 format.	
(b) The interface is provided with individual transmission path bit stream supervisory signaling.	
(c) To insure compatibility of transmission, the utilization of the same manufacturer's equipment (end-to-end) may be required. The Telephone Company reserves the right to choose this equipment.	
(d) As of December 30, 1993, the DS3C Entrance Facility is available to existing customers only.	
c. Direct-Trunked Transport	
The Direct-Trunked Transport rate is assessed upon customers for the use of Voiceband, DS1 or DS3 High Capacity transport dedicated to a customer from a serving wire center to an end office (including host end offices) or from a serving wire center to a Telephone Company access tandem. Direct Trunked Transport also provides for the transmission facilities between:	
- a serving wire center or end office and a Telephone Company Hub office other than the serving wire center where multiplexing is performed;	
- a serving wire center or access tandem and a Telephone Company Hub office other than the serving wire center where multiplexing is performed;	
- a serving wire center and a Directory Assistance center where Directory Assistance services are provided as described in <i>IX.A.1.</i> .	
- between an EIS Cross Connect arrangement located in a Telephone Company wire center and a different serving wire center, end office or Telephone Company access tandem.	



## V. SWITCHED ACCESS (Continued)

<p>- and a serving wire center and end office where Tandem Switch Signaling is provided as described in V.2B..5.cc. and V.B.21..</p>	
<p>The Direct-Trunked Transport Rate is flat-rated and has both distance-sensitive and nondistance-sensitive components. The distance-sensitive mileage recovers costs of the transmission facilities, including intermediate transmission circuit equipment, between the end points of the circuit. There are two non-distance sensitive components; the termination which recovers costs of circuit equipment at the ends of the transmission links, and the trunk port component which recovers costs of the trunk ports. A Dedicated Trunk Port charge shall be assessed on a per voicegrade or DS1 channel terminating at an end office or access tandem. Direct-Trunked Transport is not provided at Telephone Company end offices that are not capable of measuring switched access minutes of use. These end offices are specified in NECA Tariff FCC No. 4.</p>	
<p>d. Tandem-Switched Transport</p> <p>The Tandem-Switched Transport Rate is assessed upon customers for the use of transport from a serving wire center to an end office that is switched at a Telephone Company access tandem. The Tandem-Switched Transport rate shall also be assessed for transport between a Telephone Company access tandem and end office, between a host end office and a remote end office and between a FGA dial tone office and other end offices in the local calling area. Tandem-Switched Transport consists of circuits used in common by multiple customers from the Telephone Company access tandem to an end office. For examples of Tandem Switched Transport see Section III.G.3. preceding.</p>	
<p>The Tandem-Switched Transport Rate includes four (4) subelements, a Tandem-Switched Transport - Facility, a Tandem-Switched Transport - Termination, Tandem Switching Rate, and Shared Multiplexing. The Tandem-Switched Transport - Facility is usage rated and distance-sensitive, i.e., a per access minute per airline mile rate. The rate recovers costs of the transmission facilities, including intermediate transmission circuit equipment, between the end points of the circuit. The Tandem-Switched Transport - Termination is a usage rated, per minute rate to recover costs incurred at the ends of the transmissions links. The Tandem Switching Rate is a usage rated, per minute rate to recover a portion of the tandem switching costs. The Tandem Switching Rate is not applicable for transport between a host end office and a remote end office or to FGA Transport. For Tandem Switched Transport, a Shared Multiplexing Rate will be assessed to all minutes of use from the Telephone Company Access Tandem to an end office. The Shared Multiplexing rate recovers multiplexing costs on the end office side of the tandem.</p>	
<p>e. Interconnection Rate</p> <p>The Interconnection Rate is assessed upon all customers for interconnecting with the Telephone Company's switched access network. The Interconnection Rate has two rate levels. One rate applies to customers utilizing Telephone Company transport and a different rate that is applicable to Switched Access EIS Cross Connect arrangements. It is a usage rated per minute rate and applies to all originating and terminating minutes of use whether transported via Direct-Trunked Transport, Tandem-Switched Transport, Entrance Facilities, or Switched Access EIS Cross Connect arrangements. The Interconnection Rate does not apply to switched access minutes of use that originate or terminate at MTSOs directly interconnected to a Telephone Company access tandem office.</p>	

## V. SWITCHED ACCESS (Continued)

The application of originating and terminating rates are as set forth below:	
(1) Terminating per minute charge(s) apply to:	
- all terminating access minutes of use;	
- all originating access minutes of use associated with FGA or BSA-A Access Services where the off-hook supervisory signaling is forwarded by the customer's equipment when the called party answers;	
- all originating access minutes of use associated with calls placed to Service Access Code numbers, less those originating access minutes of use associated with calls placed to 500, 700, 800, 888 and 900 numbers for which the customer furnishes a report as described in Section XIII., of either the number of minutes or a report of the percent of minutes that terminate to a subscriber or common line, rather than a dedicated access line.	
(2) The originating per minute charge(s) apply to:	
- all originating access minutes of use;	
- less those originating access minutes of use associated with FGA or BSA-A Access Services where the off-hook supervisory signaling is forwarded by the customer's equipment when the called party answers;	
- less all originating access minutes of use associated with calls placed to Service Access Code numbers;	
- plus all originating access minutes of use associated with calls placed to 500, 700, 800, 888 and 900 numbers for which the customer furnishes a report of either the number of minutes or a report of the percent of minutes that terminate to a subscriber or common line, and for which a corresponding reduction in the number of terminating access minutes of use has been made as set forth in (1).	
f. Multiplexing	
<p>Multiplexing provides for arrangements to convert a single higher capacity or bandwidth circuit for bulk transport to several lower capacity or bandwidth circuits. Monthly rates and nonrecurring charges for multiplexing apply as follows: a.) the DS3/DS1 Multiplexing Charge applies to all DS3 to DS1 multiplexing arrangements; b.) the DS1/Voice Multiplexing Charge applies to all DS1 Entrance Facility and Direct-Trunked Transport circuits that terminate in an analog office and where the multiplexer performs DS1/Voice multiplexing functions; c.) a Multiplexing Charge will always apply when FGA is provisioned on a Switched DS1 and on High Capacity shared use switched and special access facilities.</p>	

## **V. SWITCHED ACCESS** (Continued)

<p>Listed below are the multiplexing arrangements offered with switched access.</p> <p>- DS1 to Voice</p> <p>An arrangement that multiplexes twenty-four (24) voice grade circuits to a single DS1 digital circuit at a rate of 1.544 Mbps, or multiplexes a single DS1 digital circuit at a rate of 1.544 Mbps to twenty-four (24) voice grade circuits.</p>	
<p>- DS1 to DS1</p> <p>An arrangement that multiplexes twenty-eight (28) DS1 digital circuits to a single DS3 digital circuit at rate of 44.736 Mbps, or multiplexes a single DS3 digital circuit at a rate of 44.736 Mbps to twenty-eight (28) DS1 digital circuits.</p>	
<p>g. Optical Arrangements</p> <p>The Telephone Company will provide Optional Arrangements in association with the Entrance Facilities listed in V.B.3.b.(1) and (2). The provision of such Optional Arrangements may require placement of Telephone Company equipment on the customer's premises. These Optional Arrangements are nonchargeable.</p>	
<p>Supervisory Signaling</p> <p>A supervisory signaling capability is provided for each Interface Arrangement as listed in V.B.3.b.(1) and (2). Where the transmission parameters permit and where signaling conversion is required by the customer to meet his signaling capability, the customer may order a supervisory signaling arrangement for each transmission path provided as follows:</p>	
<p>For Interface Arrangements (1) and (2)</p> <p>DX Supervisory Signaling arrangement, or  E&amp;M Type I Supervisory Signaling arrangement, or  E&amp;M Type II Supervisory Signaling arrangement</p>	
<p>For Interface Arrangement (2)</p> <p>SF Supervisory Signaling arrangement, or  E&amp;M Type III Supervisory Signaling arrangement.</p> <p>These optional supervisory signaling arrangements are unavailable in conjunction with Signaling System 7 (SS7) Out of Band Signaling as described in V.B.5.a.(1).</p>	
<p><b>4. Description of End Office Services</b></p> <p>End Office Services provide the end user termination functions and end office switching necessary to complete the transmission of Switched Access communications to and from the end users served by the end office. Standard Arrangements for End Office Services include the End Office Switching Rate Element. End Office Services Optional Arrangements are available as defined in V.B.5..</p>	

## **V. SWITCHED ACCESS** (Continued)

End Office Services are provided in association with Switched Transport when ordered as in Section IV.. End Office Services will be provided as one of the following types: FGA, FGB, FGC, FGD, BSA-A, BSA-B, BSA-C, BSA-D, and SAC Access Service.	
The number of End Office Service transmission paths and line terminations provided will be determined by the Telephone Company based on standard traffic engineering methods.	
<p>End Office Switching provides the following:</p> <ul style="list-style-type: none"> <li>- The facilities to terminate end user Common Lines in end office switches or Special Access Lines in WATS Serving Offices.</li> <li>- The end office switching functions necessary to complete a Switched Access Communication to or from end user Common Lines or Special Access Lines served by the end office.</li> <li>- The termination of a call at a Telephone Company intercept operator or recording. The operator or recording tells a caller why a call, as dialed, could not be completed, and if possible, provides the correct number.</li> </ul>	
End Office Switching is divided into two categories; End Office Switching - Bundled (EOSB) and End Office Switching - Unbundled (EOSU). Application of the charges is in V.E.2.h.(5) and the rates are in V.F.3.b., c. and d..	
End Office Switching is not provided in conjunction with switched access minutes of use that originate or terminate at a Mobile Telephone Switching Office (MTSO) directly interconnected to a Telephone Company access tandem office.	
<p><b>5. End Office Services Optional Arrangements</b></p> <p>The following optional arrangements are available in offices where equipment, facilities, and other conditions permit. The Telephone Company makes no guarantee that these optional arrangements will be available in all locations.</p>	
<p>Unless otherwise noted, these End Office Services Optional Arrangements are nonchargeable.</p> <p>a. Alternate Traffic Routing</p> <p>This option provides the capability of directing originating traffic from an end office (or appropriately equipped Telephone Company access tandem) via a trunk group (the "high usage" group) to a CDL until that group is fully loaded, and then delivering additional originating traffic (the "overflowing" traffic) from the same end office or Telephone Company access tandem to a different trunk group or groups (via one (1) or more intermediate high usage groups) to one (1) or more CDLs until the originating traffic is directed to a final group. The customer shall specify the last trunk CCS desired for the high usage group and each intermediate group.</p>	
When a FGD, 500 SAC, or 900 SAC customer subscribes to Tandem Switch Signaling and Alternate Traffic Routing the customer may have a maximum of one route to which the traffic can overflow.	

## **V. SWITCHED ACCESS** (Continued)

<p>b. Automatic Number Identification (ANI) Arrangement</p> <p>This option provides the automatic transmission of a seven (7) or ten (10) digit number and information digit to the CDL for calls originating in the Access Area to identify the calling station. The ANI arrangement will be associated with all individual transmission paths in a trunk group when this arrangement is provided.</p>	
<p>These information digits shall only be used for billing and collection, routing, screening, and completion of the originating subscriber's call or transaction or for service directly related to the originating subscriber's call or transaction.</p>	
<p>The ANI provided shall not be reused or resold without first notifying the originating telephone subscriber and obtaining affirmative consent of the subscriber for reuse or resale.</p>	
<p>Unless the originating subscriber has given consent for the reuse or resale, any information provided shall not be used for any purpose other than:</p> <ul style="list-style-type: none"> <li>- performing the services or transactions that are subject of the originating subscriber's call;</li> <li>- ensuring network performance security, and the effectiveness of call delivery;</li> <li>- compiling, using and disclosing aggregate information; and,</li> <li>- complying with applicable laws.</li> </ul>	
<p>The above restrictions shall not prevent the subscriber to the ANI Arrangement from using information acquired from an ANI Arrangement, such as the telephone number or information derived from analysis of the characteristics of calls received through the ANI Arrangement, to offer a product or service that is directly related to the products or services previously purchased by a customer of the ANI Arrangement subscriber.</p>	
<p>The seven (7) digit ANI telephone number is available with FGB and FGC. It will be transmitted on all calls except those identified as a multiparty line or ANI failure. The ten (10) digit ANI telephone number is only available with FGD. When FGD with SS7 Out of Band Signaling is specified, the customer may order an ANI equivalent by ordering the Charge Number optional feature as described in <i>V.B.5.bb.</i>. The ten (10) digit ANI telephone number consists of the Numbering Plan Area (NPA) plus the seven (7) digit ANI telephone number. The ten (10) digit ANI telephone number will be transmitted on all calls except those identified as a multiparty line or ANI failure in which case only the NPA will be transmitted (in addition to the information digit described below). The ANI telephone number is the listed telephone number of the end user that originates the call.</p>	
<p>With FGC, ANI is provided from end offices at which the Telephone Company recording for end user billing is not provided, or where it is not required, as with 800 Service. It is not provided from end offices for which the Telephone Company needs to forward ANI to its recording equipment.</p>	
<p>Where ANI cannot be provided (e.g., on calls from 2- (in some instances), 4-, and 8-party services) information digits will be provided to the customer. The information digits are used in the following situations:</p> <p>(1) Telephone number is the station billing number - no special treatment is required.</p>	

**V. SWITCHED ACCESS** (Continued)

(2) Multiparty line telephone number is a 2- (in some instances), 4-, or 8-party line and cannot be identified - number must be obtained via an operator or in some other manner.	
(3) ANI failure has occurred in the end office switch which prevents identification of calling telephone number – the number must be obtained by operator or in some other manner.	
(4) The configuration of the line requires special screening or handling by the customer, or	
(5) Call is an Automatic Identified Outward Dialed (AIOD) call from end user terminal equipment.	
These ANI information digits are available with FGB, FGC, and FGD only. In addition, the following information digits are available with FGD only:  <ul style="list-style-type: none"> <li>- InterLATA Area restricted – telephone number is identified line.</li> <li>- InterLATA Area restricted – line requires special screening or handling by the customer.</li> </ul>	
These information digits will be transmitted as agreed to by the customer and the Telephone Company.	
The ANI Arrangement is available with BSA-B, BSA-C, and BSA-D as a chargeable BSE as specified in <i>V.B.22.</i> and <i>V.E.10.</i> .	
c. Intra Access Area Call Denial on Line or Hunt Group  This option allows for the screening of terminating FGA and BSA-A calls. The following screening arrangements are available with this option:  (1) Screening of terminating calls for completion to only 411, 611, 911, 555-1212 all valid NXXs associated with the end offices within the LATA, i.e., the call cannot be further switched or routed out of the LATA.	
(2) Screening of terminating calls within the FGA or BSA-A Access Area for completion to only 411, 611, 911, 800, 877, 888, 555-1212, and a Telephone Company specified set of NXXs within the Telephone Company local exchange calling area of the dial tone office in which the arrangement is provided.	
All other calls are routed to a reorder tone or recorded announcement. Arrangement 1 is provided where available. Arrangement 2 is provided in all Telephone Company electronic end offices and, where available, in electromechanical end offices. These options are available with Feature Group A or BSA-A.	

**V. SWITCHED ACCESS** (Continued)

<p>d. InterLATA Call Denial on Line or Hunt Group</p> <p>This option allows for the screening of terminating calls and for completion only of calls within the LATA. All other calls are routed to an appropriate access announcement. Specifically, this option would block terminating calls to the following:</p> <ul style="list-style-type: none"><li>- InterLATA, dialed as either 7D, 10D, 1+7D, 1+10D, 950-XXXX, 101XXXX+7D or 101XXXX+10D.</li><li>- Service Access Codes (500, 700, 800, 877, 888 and 900).</li><li>- International, dialed as either 001 or 01.</li><li>- Operator, dialed as either 0+, 0- or 00.</li></ul>	
<p>This arrangement is provided in Telephone Company end offices, where available. It is available with FGA or BSA-A at rates and charges in Section V.E.2.a.(3)(j). Blocking of the 800/877/888 Service Access Code may not be available in all end offices where this arrangement is otherwise available.</p>	
<p>e. Call Denial on Line or Hunt Group Outside the Access Area</p> <p>This option allows for the screening of terminating calls and for completion only of calls within the Access Area. All other calls are routed to an appropriate access announcement. Specifically, this option would block terminating calls to the following:</p> <ul style="list-style-type: none"><li>- Outside the Access Area, dialed as either 7D, 10D, 1+7D, 1+10D, 950-XXXX, 101XXXX+7D or 101XXXX+10D.</li><li>- Service Access Codes (500, 700, 800, 877, 888 and 900).</li><li>- International, dialed as either 001 or 01.</li><li>- Operator, dialed as either 0+, 0- or 00.</li></ul>	
<p>This arrangement is provided in Telephone Company end offices, where available. It is available with FGA or BSA-A at rates and charges in Section V.E.2.a.(3)(j). Blocking of the 800/877/888 Service Access Code may not be available in all end offices where this arrangement is otherwise available.</p>	
<p>f. Dual Tone Multifrequency Address Signaling</p> <p>This option allows reception of called party address signals from the customer in the form of Dual Tone Multifrequency (DTMF) signals. It is provided in all Telephone Company end offices where available. When FGA or BSA-A arrangements are provided as part of a hunt group or uniform call distribution group, and the customer requires DTMF address signaling, then all arrangements in the hunt group or uniform call distribution group will be so equipped. It is available with FGA or BSA-A.</p>	

**V. SWITCHED ACCESS** (Continued)

<p>g. Hunt Group Arrangement</p> <p>The Hunt Group Arrangement is available with FGA as a nonchargeable option. This feature is available with BSA-A as a chargeable BSE as specified in <i>V.B.22.</i> and <i>V.E.10.</i></p> <p>(1) This option provides the ability to sequentially access one of two (2) or more line side connections in the originating direction, when the access code of the line group is dialed. This arrangement contemplates one access code (i.e., telephone number) per arrangement.</p>	
<p>(2) This option provides the ability to sequentially access one of two (2) or more lines in the terminating direction, when the hunting number of the line group is forwarded from the customer to the Telephone Company.</p>	
<p>h. Customer Specification of Switched Access Directionality</p> <p>This option allows the customer to specify the directionality of the trunk group (i.e., originating, terminating, or two-way) in lieu of Telephone Company specification. It is available with all Feature Groups and Basic Serving Arrangements. Rates and charges will be developed on an Individual Case Basis.</p>	
<p>i. International Direct Distance Dialing Arrangement</p> <p>This option allows for FGD or BSA-D end offices or Telephone Company access tandem(s) equipped for International Direct Distance Dialing to be arranged to route originating international calls to a customer other than the one designated by the end user either through presubscription or 101XXXX dialing. This arrangement requires provision of written verification to the Telephone Company that the customer is authorized to forward such calls. The written verification must be in the form of a letter of agency authorizing the customer to order the option on behalf of the international carrier. This option is only provided at Telephone Company end offices or access tandems equipped for International Direct Distance Dialing.</p>	
<p>j. Nonhunting Number for Use with Hunt Group Arrangement</p> <p>This option provides an arrangement for an individual line within a multiline hunt group that provides access to that line within the hunt group when it is idle or provides busy tone when it is busy, when the nonhunting number is dialed. Where available, this arrangement is provided with originating use for FGA, BSA-A or terminating use for Special Access Lines.</p>	
<p>k. Nonhunting Number for Use with Uniform Call Distribution Arrangement</p> <p>This option provides an arrangement for a uniform call distribution multiline hunt group that provides access to an individual line within the hunt group when it is idle or provides busy tone when it is busy, when the nonhunting number is dialed. Where available, this arrangement is provided with originating use for FGA, BSA-A, or terminating use for Special Access Lines. It can only be provided from suitably equipped stored program controlled switches.</p>	



**V. SWITCHED ACCESS** (Continued)

<p><b>l. Operator Assistance Full Feature Arrangement</b></p> <p>This option, which is available only on a direct trunking arrangement, provides the initial coin return control function to the customer's operator. It is available with FGD or BSA-D. Rates and charges will be developed on an Individual Case Basis. This option is unavailable in conjunction with SS7 Out of Band Signaling.</p>	
<p><b>m. Rotary Dial Station Signaling</b></p> <p>This option provides for the transmission of called party address signaling from rotary dial stations to the CDL, for originating calls. It is available with FGB or BSA-B where conditions permit.</p>	
<p><b>n. Service Class routing</b></p> <p>This option provides the capability of directing originating traffic from an end office to a CDL, based on the service prefix code (e.g., 0+ or 01+) or service class code (e.g., 500, 600, 700, 800, 877, 888, or 900). It is provided in suitably equipped end office or Telephone Company access tandem and is available with FGC, FGD, BSA-C, and BSA-D. Originating 500-NXX-XXXX calls are routed in accordance with the 500 Customer Identification Function as described in <i>V.B.20.</i>. Originating 800-NXX-XXXX, 877-NXX-XXXX or 888-NXX-XXXX calls are routed in accordance with the 800/877/888 Customer Identification Function as described in <i>V.B.11.</i>.</p>	
<p><b>o. Service Code Denial on Line or Hunt Group</b></p> <p>This option allows for the screening of terminating calls within the Access Area and for disallowing completion of calls to 0- and N11 (e.g., 411, 611 and 911). Where available this arrangement is provided in Telephone Company end offices. It is available with FGA or BSA-A and can only be provided from suitably equipped stored program controlled switches.</p>	
<p><b>p. Trunk Access Limitation</b></p> <p>This option, where available, provides for the routing of originating 900 or 900 like Service calls to a specified number of transmission paths in a trunk group, in order to limit (choke) the completion of such traffic to a customer. Calls to the designated service which could not be completed over the subset of transmission paths in the trunk group (i.e., the choked calls) would be routed to reorder tone. It is available with FGC, FGD, BSA-C, and BSA-D.</p>	
<p><b>q. Uniform Call Distribution Arrangement</b></p> <p>This option provides a type of multiline hunting arrangement which provides for an even distribution of calls among the available lines in a hunt group. Where available, this arrangement is provided with originating use for FGA and terminating use for Special Access Lines.</p>	
<p>Uniform Call Distribution is available with BSA-A as a chargeable BSE as specified in <i>V.B.22.</i> and <i>V.E.10.</i>.</p>	

**V. SWITCHED ACCESS** (Continued)

<p>r. Up to 7 Digit Outpulsing of Access Digits to the Customer</p> <p>This option provides for the end office capability of providing up to seven (7) digits of the access code to the CDL. The customer can request that only some of the digits in the access code be forwarded. The access code digits would be provided to the CDL using multifrequency signaling, and transmission of the digits would precede the forwarding of ANI if that arrangement was provided. It is available with FGB and BSA-B in suitably equipped end offices.</p>	
<p>s. Band Advance Arrangement</p> <p>This arrangement is available for Special Access Lines used with a Switching Interface. This option, which is provided in association with two (2) or more groups, provides for the automatic overflow of terminating calls from a line group, that has exceeded its call capacity, to another line group with equal or a greater number of bands than that of the overflowing line group. This arrangement does not provide for call overflow from a group with a higher designation to one with a lower band designation.</p>	
<p>t. FGD and BSA-D Switched Access with 950-XXXX Access</p> <p>FGD or BSA-D Switched Access with 950-XXXX Access is an optional arrangement that provides for the routing of originating calls using a customer's 950-XXXX access code(s) to the customer over the customer's FGD or BSA-D trunks. All such calls will be rated as FGD or BSA-D switched access calls.</p>	
<p>This optional arrangement, available where technically feasible in equal access end offices, uses FGD or BSA-D signaling protocols and technical specifications. The 950-XXXX traffic can be routed over FGD or BSA-D trunks combined with the customer's standard FGD or BSA-D traffic directly to the CDL or through a Telephone Company access tandem to the CDL. The customer must be able to differentiate standard FGD or BSA-D calls from 950-XXXX calls delivered over the same FGD or BSA-D trunks. FGD or BSA-D Switched Access with 950-XXXX Access is not available with certain Telephone Company Access tandem switches when the signaling from an end office to the Telephone Company Access tandem is multifrequency address signaling and the signaling from the Telephone Company Access tandem to the CDL is SS7 Out of Band signaling. The customer may not have originating FGD or BSA-D switched access with 950-XXXX access and originating FGB or BSA-B switched access in the same end office utilizing the same 950-XXXX Customer Identification Code.</p>	
<p>u. Operator Assistance for SAC Access Service</p> <p>This option provides for operator completion of N00-NXX-XXXX type calls which are generated by an end user by dialing 0-. This option is available with SAC Access Service and with FGC, FGD, BSA-C and BSA-D which are used in conjunction with SAC Access Service.</p>	

## V. SWITCHED ACCESS (Continued)

<p>v. Switched Access Interface</p> <p>This arrangement provides the line switching and supervisory functions necessary to interface Voice Grade Special Access and Switched Access Services together for the provision of customer WATS and WATS-Type service. This service provides a transmission path capable of originating and/or terminating the customer's interstate and combined interstate/intrastate traffic. Combining of intrastate traffic will be provided in accordance with any individual state regulations as outlined in V.B.5.v.(5).</p>	
<p>This arrangement is only available from Telephone Company designated end offices which are identified as WATS Serving Offices (WSO) in NECA Tariff FCC No. 4. Technical limitations resident in certain end office switches may preclude the availability of certain Switched Access Interface features. Depending on the configuration selected below, the Telephone Company will provide such services from the closest WSO that is technically equipped to provide such services. Special Access Transport charges as described in VI.A.1.b.(2) will be applicable to the WATS Serving Office appropriately equipped for the service feature requested.</p>	
<p>The Switched Access portion of this arrangement is available from Section V. of this tariff, except as set forth in (5) following, and provides connectivity from the Telephone Company's WATS Serving Office to the CDL of the customer. The Special Access portion of this feature is available from Section VI. of this tariff and provides connectivity from the Telephone Company's WATS Serving Office to the end user's CDL.</p>	
<p>Switched Access</p> <p>(1) Originating Only Feature</p> <p>The Originating Only feature is available from appropriately equipped WATS Serving Offices on a per line basis and provides for the transporting of interstate calls from a special access line to the customer via either FGA, FGB, FGC, FGD, BSA-A, BSA-B, BSA-C, or BSA-D switched access. It is provided in the following two arrangements:</p> <p>(a) Restricted Geographic Screening Arrangement – Originating Only</p> <p>This arrangement provides the ability to screen a dialed number by NPA and/or NXX on the basis of a geographical band which is in accordance with an end user's service agreement with the customer. The geographical bands available are those in effect as of the effective date of this tariff provision. The customer must provide the Telephone Company with the band information required for each Special Access line subscribed to this service.</p>	
<p>This arrangement is provided when used exclusively for interstate traffic (excluding international). This arrangement is not available for Multi-jurisdictional traffic (combined interstate and intrastate) as set forth in V.B.5.v.(1)(b) following.</p>	

**V. SWITCHED ACCESS** (Continued)

<p>This arrangement is available from appropriately equipped WATS Serving Offices in conjunction with FGC, FGD, BSA-C and BSA-D and provides for:</p> <ul style="list-style-type: none"> <li>- the transporting of all interstate 1+NPA/NXX-XXXX and 1+FNPA-555-1212 calls to Directory Numbers that are associated with a customer selected geographic band to the customer;</li> </ul>	
<ul style="list-style-type: none"> <li>- the blocking of all 1+NPA-NXX-XXXX and 1+FNPA-NXX-XXXX calls directed to Directory Numbers that do not lie within the geographic band selected by the customer;</li> </ul>	
<ul style="list-style-type: none"> <li>- the blocking of all 1+500-NXX-XXXX, 0+500-NXX-XXXX, 1+700-NXX-XXXX, 1+800-NXX-XXXX, 1+888-NXX-XXXX and 1+900-NXX-XXXX calls;</li> </ul>	
<ul style="list-style-type: none"> <li>- the blocking of all 0+NPA-NXX-XXXX calls;</li> </ul>	
<ul style="list-style-type: none"> <li>- the transporting of all calls originated by dialing zero (0) to the Telephone Company operator;</li> </ul>	
<ul style="list-style-type: none"> <li>- the transporting of all calls originated by dialing zero, zero (00) to the IC customer (available only with FGD and BSA-D);</li> </ul>	
<ul style="list-style-type: none"> <li>- the blocking of all international calls preceded by the access codes 01 and 011; and</li> </ul>	
<ul style="list-style-type: none"> <li>- the blocking of all calls preceded by the access code 101XXXX.</li> </ul>	
<p>(b) Unrestricted Arrangement – Originating Only</p> <p>This arrangement is a multi-jurisdictional offering provided from a Telephone Company appropriately equipped WATS Serving Office and provides for the transporting of interstate and intrastate calls from a Special Access Line to the customer via FGA, FGB, FGC, FGD, BSA-A, BSA-B, BSA-C, or BSA-D Switched Access. FGA or BSA-A access is obtained from a WATS Serving Office by dialing a standard seven (7) digit number<sup>17</sup>. FGB or BSA-B access is obtained from a WATS Serving Office by dialing 950-XXXX or 1+950-XXXX. The combining of interstate and intrastate traffic will be in accordance with V.B.5.v.(5) following. This arrangement provides for transporting the following types of calls:</p> <ul style="list-style-type: none"> <li>- 1+NPA-NXX-XXXX, 1+700-NXX-XXXX, and 1+FNPA-555-1212 calls to the IC customer or via facilities of the Telephone Company where state restrictions exist as detailed in V.B.5.v.(5) following;</li> </ul>	

<sup>17</sup> Fifteen (15) WATS Serving Offices (WSO) are not technically capable of providing originating or combined originating/terminating WATS Access Lines in connection with FGA or BSA-A. Should an ASR be received requesting service at such a location, the Telephone Company will file a Petition for Waiver to offer a free WATS Access Line Extension to a WSO which can provide the service.

**V. SWITCHED ACCESS** (Continued)

- 1+800-NXX-XXXX, 1+877-NXX-XXXX or 1+888-NXX-XXXX calls to the carrier in accordance with the 800/877/888 Customer Identification Function described in V.B.11.;	
- 1+900-NXX-XXXX calls to the carrier designated by the digits dialed;	
- 1+500-NXX-XXXX or 0+500-NXX-XXXX calls to the carrier in accordance with the 500 Customer Identification Function described in V.B.20.;	
- 0+NPA-NXX-XXXX calls to the IC customer or via facilities of the Telephone Company where state restrictions exist as detailed in V.B.5.v.(5) following;	
- calls originated by dialing zero (0) to the Telephone Company operator;	
- calls originated by dialing zero, zero (00) to the IC customer (available only with FGD);	
- calls originated by dialing 01 or 011 to the IC customer; and	
- 1+ or zero (0)+ NPA-NXX-XXXX calls preceded by the access code 101XXXX to the carrier designated by the dialed digits (available only with FGD or BSA-D).	
Optional Access Code Arrangement:  Subject to technical availability, on an individual line basis, calls preceded by the access code 101XXXX will be blocked.	
(2) 800/877/888 Type Terminating Only Feature  The 800/877/888 Type Terminating Only feature is available on a per-line basis from appropriately equipped WATS Serving Offices and provides for the termination of all calls from the subscribing carrier (originated on a 1+800, 1+877 and 1+888 basis) directed to the Special Access via FGA, FGB, FGC, FGD, BSA-A, BSA-B, BSA-C, or BSA-D Switched Access. This option is not available with Tandem Switch Signaling.	
(3) Combined Originating 800/877/888 Type Terminating Calling Feature  The Combined Originating/Terminating Calling feature is available on a per-line basis from appropriately equipped WATS Serving Offices and provides the functionalities of both the Originating Only and the 800/877/888 Type Terminating Only features. This option is not available with Tandem Switch Signaling.	

## V. SWITCHED ACCESS (Continued)

(4) The following matrix details the direction, call type, service prefix and traffic types provided on each Switched Access Interface Arrangement.

### Switched Access Interface Arrangements

	Restricted Geographic Screening Arrangement <u>Terminating</u>	Unrestricted Arrangement	800/877/888 Type Terminating <u>Only</u>	Combined Originating/ 800/877/888 Type <u>Terminating</u>
Section Ref.	v.(1)(a)	v.(1)(b)	v.(2)	v.(3)
Directionality:				
Originating Only	X	X		
Terminating Only			X	
Two-Way				X
Call Type (1+):				
Local	B	B	B	B
IntraLATA/Intrast.	B	R/D <sup>18</sup>	C	R/D/C <sup>18</sup>
IntraLATA/Interst.	D	D	C	D/C
InterLATA/Intrast.	B	D <sup>18</sup>	C	D/C <sup>18</sup>
InterLATA/Interst.	D	D	C	D/C
Service Prefix:				
0-	R	R		R
00-	D	D		D
0+	B	D <sup>18</sup>		D <sup>18</sup>
IDDD	B	D		D
101XXXX	B	D/B <sup>18</sup>		D/B <sup>18</sup>
Traffic Type:				
411	B	B		B
911	R	R		R
976	R	R		R
700	B	D		D
500/800/877/888/900	B	D		D

D = Telephone Company DELIVERS traffic to the customer.  
R = Telephone Company RETAINS and completes traffic.  
C = Telephone Company COMPLETES traffic to the end user's premises.  
B = Telephone Company BLOCKS traffic to an announcement.

<sup>18</sup> Intrastate traffic will be delivered to the customer except where a state restriction on the passage of intraLATA and/or interLATA traffic exists. These restrictions are detailed in V.B.5.v.(5).

**V. SWITCHED ACCESS** (Continued)

<p>w. Switched Data Service</p> <p>(1) Switched 56</p> <p>This option provides for a connection capable of up to 56 Kbps digital transmission between the customer's CDL and a suitably equipped end office. Switched Data service lines connected at those suitably equipped end offices will be accessed on a switched basis for digital transmission up to 56 Kbps. These locations are identified in the National Exchange Carrier Association, Inc., Tariff F.C.C. No. 4 Wire Center and Interconnection Information.</p>	
<p>This option is provided only with FGD or BSA-D. A separate FGD or BSA-D trunk group must be established for the provision of Switched Data service. This trunk group requires the use of a DS1 digital interface as described in Section V.B.3.b.(6). Switched Data and Non-Switched Data traffic may not be combined on the same trunk group.</p>	
<p>Access is made via the standard dialing pattern as set forth in section V.B.1.d.(8) and V.B.2.d.(8).</p>	
<p>(2) Switched 64</p> <p>This option provides for a connection capable of up to 64 Kbps digital transmission with clear channel capability between the customer's CDL and a suitably equipped end office. Clear channel capability allows for full bandwidth availability to the customer with no part of the channel used for control, framing or signaling.</p>	
<p>Switched 64 requires all digital facilities including the use of a DS1 digital interface as described in Section V.B.3.b.(6) and is available only with FGD or BSA-D from end offices capable of providing SS7 signaling, Bipolar with Eight Zero Substitution (B8ZS) line code format and Integrated Services Digital Network (ISDN) or other Switched Data based services. These locations are identified in the National Exchange Carrier Association, Inc., Tariff F.C.C. No. 4 Wire Center and Interconnection Information.</p>	
<p>Access is made via the standard dialing pattern as set forth in Section V.B.1.d.(8) and V.B.2.d.(8).</p>	
<p>A separate FGD or BSA-D trunk group must be established for the provision of Switched 64 service.</p>	
<p>Switched data and non-switched data traffic may not be combined on the same trunk group.</p>	
<p>x. 0+900 Service</p> <p>The 0+900 service option provides 0+900+NXX-XXXX dialing capability from end offices converted to equal access within a LATA. The 0+900 service option is provided only in conjunction with a customer's 1+900+NXX-XXXX dialing capability and is not offered without that capability.</p>	

**V. SWITCHED ACCESS** (Continued)

<p>Calls to a 900 number dialed via 0+ will be blocked unless an ASR requesting unblocking is submitted to the Telephone Company by the customer. In addition, calls originating in a LATA for which 1+900 and 0+900 dialing capability has been established will be blocked utilizing the following blocking specifications.</p> <ul style="list-style-type: none"> <li>- 1+900+NXX-XXXX will be blocked from coin phones (except customer owned coin operated telephones), 101XXXX, Inmate service, Hotel/Motel service (except those with customer owned rating services).</li> </ul>	
<ul style="list-style-type: none"> <li>- 0+900+NXX-XXXX will be blocked from 10XXX or 101XXXX and Inmate service.</li> </ul>	
<p>y. Signaling System 7 (SS7) Out of Band Signaling</p> <p>This option is provided in conjunction with Common Channel Signaling System 7 (CCS7) Access Service described in <i>V.B.10.</i> and is only available with Switched Access FGD or BSA-D service, 500 SAC Access, 800/877/888 SAC Access and 900 SAC Access Services. SS7 Out of Band Signaling provides common channel out of band transmission of address and supervisory SS7 protocol signaling information between an end office or Telephone Company access tandems and the CDL. FGD or BSA-D Switched Access, 500 SAC Access, 800/877/888 SAC Access, and 900 SAC Access service equipped with SS7 Out of Band Signaling (Tandem Switch Signaling is only available on FGD Switched Access, 500 SAC Access and 900 SAC Access services) are available with the following interface arrangements: DS1 Digital, DS1C Digital (existing customers only), DS3 Digital, and DS3C Digital (existing customers only). SS7 Out of Band Signaling is provided at suitably equipped Telephone Company end offices or Telephone Company access tandems. The technical specifications for SS7 Out of Band Signaling are described in Technical Reference GR-905-CORE, Issue 11.</p>	
<p>z. Calling Party Number (CPN) Parameter</p> <p>The CPN parameter, available as a nonchargeable option for originating FGD or BSA-D with SS7 Out of Band Signaling, provides for the automatic transmission of the ten (10) digit directory number, associated with a calling station, to the customer's premises for originating calls. The ten (10) digit number consists of the NPA plus the seven (7) digit telephone number which may or may not be the same number as the calling station's charge number. The CPN parameter also includes a "privacy indicator" which allows the ten (10) digit telephone number to be coded as presented or restricted for delivery to the called end user. The technical specifications for CPN are described in Technical Reference GR-905-CORE, Issue 11.</p>	
<p>aa. Carrier Selection Parameter (CSP)</p> <p>The CSP, available as a nonchargeable option for originating FGD or originating BSA-D with SS7 Out of Band Signaling, provides for the automatic transmission of a signaling indicator which signifies to the customer whether or not a given call originated from a presubscribed line. If the line was presubscribed, the indicator will signify if the end user did or did not dial 101XXXX. The technical specifications for CSP are described in Technical Reference GR-905-CORE, Issue 11.</p>	



**V. SWITCHED ACCESS** (Continued)

<p>bb. Charge Number (NC) Parameter</p> <p>The CN parameter, available as a nonchargeable option for originating FGD with SS7 Out of Band Signaling, is equivalent to the existing ten (10) digit Automatic Number Identification (ANI) available with FGD with MF signaling. When BSA-D with SS7 Out of Band Signaling is specified, the customer may order the CN parameter at the rates for ANI-BSE as shown in 4.6. The CN parameter provides for the automatic transmission of the ten (10) digit billing number of the calling station and the originating line information. The technical specifications for CN are described in Technical Reference GR-905-CORE, Issue 11.</p>	
<p>These information digits shall only be used for billing and collection, routing, screening, and completion of the originating subscriber's call or transaction or for service directly related to the originating subscriber's call or transaction. The information provided shall not be reused or resold without first notifying the originating telephone subscriber and obtaining affirmative consent of the subscriber for reuse or resale. Unless the originating subscriber has given consent for the reuse or resale, any information provided shall not be used for any purpose other than:</p> <ul style="list-style-type: none"> <li>- performing the services or transactions that are subject of the originating subscriber's call;</li> <li>- ensuring network performance security, and the effectiveness of call delivery;</li> <li>- compiling, using and disclosing aggregate information, and,</li> <li>- complying with applicable laws.</li> </ul>	
<p>The above restrictions shall not prevent the subscriber to the CN Parameter from using information acquired from a CN Parameter, such as the telephone number or information derived from analysis of the characteristics of calls received through the CN Parameter, to offer a product or service that is directly related to the products or services previously purchased by a customer of the CN Parameter subscriber.</p>	
<p>cc. Tandem Switch Signaling</p> <p>This option allows for the passing of the Carrier Identification Code (CIC) and the OZZ code or circuit code information needed to perform tandem switching functions. The CIC identifies the uniform access code associated with the Switched Access usage for a specific interexchange carrier. The OZZ code identifies the service class routing code of a multifrequency call that indicates the interexchange carrier's trunk group to which the traffic will be routed. The circuit code identifies the service class routing of an SS7 call that indicates the interexchange carrier's trunk group to which the traffic will be routed (e.g., 0+, 0-, 500, 900, etc). This option is only available with FGD Switched Access, 500 SAC Access, and 900 SAC Access services and can only be provided from equal access end offices. This option is not available from end offices that use alternate technologies to provide equal access capabilities, or from Telephone Company access tandems.</p>	
<p>dd. (Reserved for Future Use)</p>	

## V. SWITCHED ACCESS (Continued)

<p>ee. Carrier Identification Parameter (CIP)</p> <p>Carrier Identification Parameter is available as an optional feature in conjunction with originating FGD with SS7 Out of Band Signaling. CIP provides for the transmission of the Carrier Identification Code (CIC) or the access code 101XXXX to the customer with the Initial Address Message (IAM). CIP is available with originating FGD in suitably equipped end offices and access tandems. CIP will be populated by a four (4) digit CIC at the rates shown in V.F.12.. Application of the charges is in V.E.2.h.(11).</p>	
<p>The Telephone Company will make every effort to maintain the CIP information, equipment and facilities in a format which facilitates the customer's use of the CIP offering. Changes (i.e., technology, customer account makeup, etc.) can occur affecting such information, however, and the Telephone Company cannot guarantee that the CIP equipment and facilities will be completely capable of processing CIP data at all times. Accordingly, the Telephone Company shall not be liable for any incidental, indirect, special or consequential damages (including lost revenue or profits) of any kind, resulting from inaccuracy of CIP data and/or the inability of its equipment and facilities to process CIP data.</p>	
<p>ff. Flexible Automatic Number Identification (FLEX ANI)</p> <p>FLEX ANI, available as a nonchargeable option, when ordered in conjunction with the ANI optional feature or the ANI BSE, provides additional values for the ANI Information Indicator (II) digits to identify calls originating from public telephone access service lines for per call compensation. The FLEX ANI option is provided per end office on a Carrier Identification Code (CIC) basis and is available with FGD service or BSA D service at suitably equipped end offices.</p>	
<p><b>6. Call Restriction and Code Screening Reports</b></p> <p>The customer, when ordering Call Denial on Line or Hunt Group, Service Class Routing or Trunk Access Limitation as in V.B.5., shall report the appropriate codes to be instituted in each end office switch.</p>	
<p><b>7. Installation and Acceptance Testing of Switched Access</b></p> <p>a. The Switched Access provided under this tariff a.) will include any Telephone Company installed equipment, entrance cable or drop wiring, and wiring or cable within a building necessary to terminate the Switched Access at a point of termination reasonably situated so as to serve the CDL, and b.) will be installed by the Telephone Company to such a point of termination. The customer shall be responsible for providing facilities beyond the point of termination. When performing installation and acceptance testing, the Telephone Company will, on a cooperative basis, test the line or trunk beyond the customer's first point of switching (i.e., End-To-End).</p>	

## V. SWITCHED ACCESS (Continued)

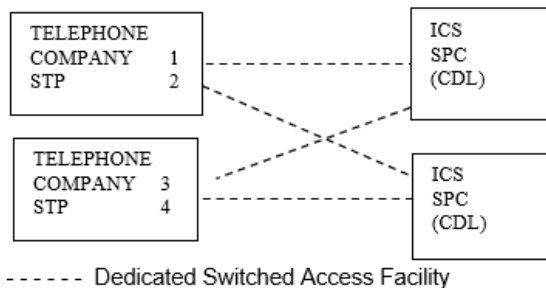
<p>b. At no charge, the Telephone Company will, at the customer's request, cooperatively test, at the time of installation, loss, 3-tone slope, DC continuity, C-notched noise, C-message noise and operational signaling, when applicable. When the Interface Arrangement is established at the Telephone Company's first point of switching, and the customer requests these tests, the Telephone Company will perform the tests independently and provide the results to the customer. When the Interface Arrangement provides a four-wire voice transmission facility and the point of termination provides two-wire voice transmission (i.e., there is a four-wire to two-wire conversion at the point of termination), echo control (balance-echo return loss/equal level echo path loss) may also be tested.</p>	
<p>Additional charges will apply as in <i>VII.F.a.1.</i> when: a.) the customer requests a test not set forth above, or b.) the test requested is not essential to the installation of the particular Switched Access ordered.</p>	
<p>If acceptance tests are not started within fifteen (15) minutes after the scheduled appointment time for such tests, as negotiated between the Telephone Company and the customer, additional charges will apply, as in <i>VII.B.4.</i> and <i>VII.B.7.</i>, unless the delay is caused by the Telephone Company.</p>	
<p><b>8. <i>Provision of Design Layout Report</i></b></p> <p>The Telephone Company will provide to the customer the makeup of the Switched Transport portion of the Switched Access provided under this tariff to enable the customer to design its overall service. This information will be reissued or updated whenever the makeup of the facilities provided to the customer are materially changed.</p>	
<p><b>9. <i>Network Management</i></b></p> <p>The Telephone Company will administer its network to ensure the provision of standard traffic grade of service levels to all telecommunications users of the Telephone Company's network services. The Telephone Company maintains the right to apply protective controls such as diversion of overflow traffic to informational announcements or restriction of access to congested traffic areas on any traffic carried over its network in order to assure satisfactory service levels to all customers. These controls include the right to restrict and, if necessary, deny access to and from the point of termination at the CDL.</p>	
<p>Outage credit will apply as in <i>III.H.1.a.</i>, in cases where all transmission paths are blocked as a result of application of protective controls, except that to the extent that these controls relate to emergency situations, no notice requirement is necessary beyond that already provided for in this tariff.</p>	

## V. SWITCHED ACCESS (Continued)

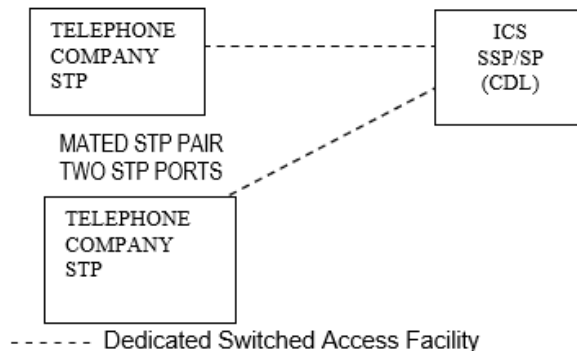
### 10. Common Channel Signaling System 7 Access Service

Common Channel Signaling System 7 (CCS7) Access service provides an interconnection between the Common Channel Signaling (CCS) network of the Telephone Company and a customer's CCS network or SS7 capable voice/data network using Dedicated CCS7 Switched Access facilities and Signal Transfer Point (STP) Ports. CCS7 Access service provides the connection between the Telephone Company's STP and the CDL to allow customers to access Telephone Company provided services requiring CCS7 connectivity. CCS7 Access service provides for the transmission of network control and other signaling information from the Telephone Company's STP, via the STP Port and Dedicated CCS7 Switched Access facilities, to the CDL. Dedicated CCS7 Switched Access facilities and STP Ports are dedicated to the customer. The technical interface specifications are as described in Technical Reference GR-905-CORE, Issue 11. The location of the Telephone Company's STP switches are indicated in NECA Tariff FCC No. 4.

CCS7 Access Service may interconnect customer's paired STPs to one (1) or more of several pairs of Telephone Company STPs, at locations specified herein. With this arrangement, the customer is connected to two (2) STPs and four (4) STP Ports via four (4) Dedicated Switched Access facilities. The following diagram depicts a generic view of this arrangement.



CCS7 Access service may also interconnect a Customer Signaling Point or Service Switching Point to the mated STP pairs at the locations specified herein. With this arrangement, the customer is connected to two (2) STPs and two (2) STP Ports via two (2) Dedicated Switched Access facilities. The following diagram depicts a generic view of this arrangement.



**V. SWITCHED ACCESS** (Continued)

<p>CCS7 Access Service for Line Information Data Base (LIDB) Query Service is provided from the following mated STP pairs for the corresponding jurisdictions as shown below:</p> <table> <tr> <th><u>Mated STP Pair Location</u></th><th><u>Jurisdiction Served</u></th></tr> <tr> <td>Idaho</td><td>Oregon, Washington</td></tr> </table>		<u>Mated STP Pair Location</u>	<u>Jurisdiction Served</u>	Idaho	Oregon, Washington				
<u>Mated STP Pair Location</u>	<u>Jurisdiction Served</u>								
Idaho	Oregon, Washington								
<p>CCS7 Access Service for SS7 Out of Band Signaling is provided from the following mated STP pairs for the corresponding jurisdictions as shown below:</p>									
<p>Telephone Company wire centers located within the LATAS listed below are identified in NECA Tariff FCC No. 4.</p> <table> <tr> <th><u>Mated STP Pair Location</u></th><th><u>Jurisdiction Served</u></th></tr> <tr> <td>Beaverton and Tigard, Oregon</td><td>Oregon</td></tr> <tr> <td>Bothell and Everett, Washington</td><td>Washington</td></tr> <tr> <td>Moscow and Coeur d'Alene, Idaho</td><td>Idaho</td></tr> </table> <p>Rate regulations and charges applicable to CCS7 Access service are in <i>V.E.2.g.</i>, <i>V.F.6.a.</i> and <i>b.</i> and <i>V.F.8.</i>.</p>		<u>Mated STP Pair Location</u>	<u>Jurisdiction Served</u>	Beaverton and Tigard, Oregon	Oregon	Bothell and Everett, Washington	Washington	Moscow and Coeur d'Alene, Idaho	Idaho
<u>Mated STP Pair Location</u>	<u>Jurisdiction Served</u>								
Beaverton and Tigard, Oregon	Oregon								
Bothell and Everett, Washington	Washington								
Moscow and Coeur d'Alene, Idaho	Idaho								
<p>a. Dedicated Switched Access</p> <p>Dedicated Switched Access provides a dedicated transmission path to connect a CDL to the Telephone Company's to a Signal Transfer Point (STP). This service is provided in 56 Kbps digital or DS1 formats only. The 56 Kbps format provides connection to one port at the STP and the DS1 format provides an equivalence of 24, 56 Kbps facilities for connection of up to twenty-four (24) ports at the STP. Dedicated Switched Access has two rate elements: Dedicated Switched Access Line (DSAL) and Dedicated Switched Access Transport (DSAT).</p> <p>(1) The DSAL rate element provides the transmission path between a CDL and its serving wire center. A 56 Kbps or DS1 interface is provided at the CDL as part of the DSAL. The 56 Kbps interface provides for the simultaneous two-way transmission of sequential bipolar data signals at a transmission speed of 56 Kbps over four-wire facilities. The DS1 interface provides for the simultaneous two-way transmission of sequential data signals at a transmission speed of 1.544 Mbps. This rate element is not distance nor usage sensitive.</p>									
<p>(2) The DSAT rate element provides the transmission path between the serving wire center of the CDL and the STP. This rate element is distance sensitive on a per airline mile basis, but is not usage sensitive. Where the serving wire center of the CDL and the STP location are the same, the DSAT rate element does not apply. The method for calculating the applicable airline miles is specified in Section <i>III.G.</i>.</p>									
<p>b. STP Port Termination</p> <p>The STP Port Termination provides the means to terminate the Dedicated Switched Access facility at the STP. One STP Port Termination is required for each 56 Kbps or 56 Kbps equivalent facility.</p>									

## **V. SWITCHED ACCESS** (Continued)

<p>c. SS7 Transport</p> <p>SS7 Transport provides for message transport in support of services which require receiving and terminating signaling information using the SS7 protocol. SS7 Transport will route messages to the appropriate global title address or to the signaling point code address based on STP translations. Customer STP interconnection can be obtained by interconnection at any of the Telephone Companies STP pair locations as shown in this section.</p>	
<p>Interconnection at primary STP locations will provide for SS7 transport to other primary STP locations within the Telephone Companies' SS7 Network. The Telephone Companies primary STP locations are:</p> <p style="text-align: center;">Everett , Washington  Elk Grove, California</p>	
<p>SS7 Transport is comprised of two rates. One rate is applicable for SS7 Transport between Primary STP locations. The second rate is applicable for SS7 Transport between a Primary STP location and any local STP location.</p>	
<p>A customer ordering SS7 Transport must, at minimum, subscribe to the Telephone Company's Common Channel Signaling System 7 (CCS7) Access Service as shown in this section.</p>	
<p><b>11. Toll Free Customer Identification Function</b></p> <p>This function utilizes Toll Free Data Base Query Service, as described in <i>V.B.19.</i>, to screen all ten (10) digits of all Toll Free-NXX-XXXX type calls generated by end users to determine the customer to which the 800/877/888 call is to be routed. This function is provided in conjunction with Toll Free SAC Access Service. This function is not available with Tandem Switch Signaling.</p>	
<p><b>12. 900 Customer Identification Function</b></p> <p>This function provides for screening of the first six (6) digits of all 900-NXX-XXXX type calls generated by end users to determine the customer to which the call is to be routed. This function is provided in conjunction with 900 SAC Access Service and with FGC, FGD, BSA-C and BSA-D. This function is available with Tandem Switch Signaling.</p>	
<p><b>13. Design and Routing of Switched Access</b></p> <p>The Telephone Company shall work cooperatively with the customer to design and determine the routing and directionality of Switched Access including the selection of facilities from the first point of switching to the CDL. Selection of facilities, equipment and routing of the Switched Access is based on standard engineering methods, facilities and equipment available, Telephone Company traffic routing plans, and the customer's order for service.</p>	

## V. SWITCHED ACCESS (Continued)

<p><b>14. Provision of Switched Access Performance Data</b></p> <p>Performance data for Switched Access will be made available to the customer based on Telephone Company established intervals and availability. This data may include, but is not limited to, equipment blockage and failure results, ineffective attempt performance, transmission failures, and other service-related data. Any request for data or format that is not Telephone Company Standard will be handled on an Individual Case Basis with any associated cost to be borne by the customer. Performance data related to customer provided facilities will not be provided.</p>	
<p><b>15. Transmission Performance</b></p> <p>Each Switched Access transmission path is provided with a standard transmission performance. The standard for a particular path is dependent on the Interface Arrangement and whether the Switched Access is routed direct or via a Telephone Company access tandem. In addition, Data Transmission Parameters may be ordered by the customer. The transmission performance parameters are set forth in Section 7000 of the GTE Technical Interface Reference Manual. The transmission performance parameters relate only to the Telephone Company provided portion of the service.</p>	
<p>The transmission specifications and diversity requirements for CCS7 Access service are as described in Technical Reference GR-905-CORE, Issue 11.</p>	
<p><b>16. Design Blocking Probability</b></p> <p>The Telephone Company will design the facilities used in the provision of Switched Access to meet the blocking probability criteria as follows:</p> <p>a. For FGA or BSA-A no design blocking criteria apply.</p>	
<p>b. For FGB, FGC, BSA-B, BSA-C, and SAC Access Service, the design blocking objective will be one percent (.01) between the CDL and the first point of switching as in reference document GTE Telephone Companies - Traffic Grade of Service Standards. Standard traffic engineering methods will be used by the Telephone Company to determine the number of transmission paths required to achieve this level of blocking.</p>	
<p>c. For FGD or BSA-D the design blocking objective will be one percent (1%) between the CDL and the end office switch as in reference document GTE Telephone Companies - Traffic Grade of Service Standards. Standard traffic engineering methods will be used by the Telephone Company to determine the number of transmission paths required to achieve this level of blocking.</p>	

## V. SWITCHED ACCESS (Continued)

d. When FGB, FGC, FGD, BSA-B, BSA-C, BSA-D, or SAC Access Service is ordered in trunks, the Telephone Company cannot guarantee these design blocking probabilities. The Telephone Company will perform routine measurement functions, except on FGA or BSA-A, to assure that an adequate number of transmission paths are in service. The Telephone Company will recommend that additional capacity (BHMC or quantities of trunks) be ordered by the customer when additional paths are required to reduce the measured blocking to the designed blocking level. For the capacity ordered, the design blocking objective is assumed to have been met if the routine measurements show that the measured blocking does not exceed the threshold listed in the following tables.

(1) For FGB, FGC, BSA-B, and BSA-C transmission paths carrying traffic between a CDL and the first point of switching, or for FGD and BSA-D transmission paths carrying traffic direct between a CDL and an end office, the measured blocking thresholds are as follows:

Number of Transmission Paths Per Trunk Troup	Measure Blocking Thresholds in the Daily Busiest Hour for the Number of Measurements Per Trunk Group			
	15-20	11-14	7-10	5-6
	<u>Measurements</u>	<u>Measurements</u>	<u>Measurements</u>	<u>Measurements</u>
2	.070	.080	.090	.140
3	.050	.060	.070	.090
4	.050	.060	.070	.080
5-6	.040	.050	.060	.070
7 or more	.030	.035	.040	.060

(2) For FGD and BSA-D transmission paths carrying traffic between a CDL and an end office via an access tandem, the measured blocking thresholds are as follows:

Number of Transmission Paths Per Trunk Troup	Measure Blocking Thresholds in the Daily Busiest Hour for the Number of Measurements Per Trunk Group			
	15-20	11-14	7-10	5-6
	<u>Measurements</u>	<u>Measurements</u>	<u>Measurements</u>	<u>Measurements</u>
2	.045	.055	.060	.095
3	.035	.040	.045	.060
4	.035	.040	.045	.055
5-6	.025	.035	.040	.045
7 or more	.020	.025	.030	.040

### 17. Special Facilities Routing

A customer may request that the facilities used to provide Switched Access be specially routed. The regulations, rates and charges for Special Facilities Routing (i.e., Avoidance, Diversity and Cable-Only) are in Section X..



## V. SWITCHED ACCESS (Continued)

<p><b>18. Information Surcharge</b></p> <p>a. The Information Surcharge applies to each Switched Access minute of use (measured or assumed) and shall be assessed upon all customers that use local switching facilities for the provision of interstate or foreign telecommunications.</p>	
<p>b. The Information Surcharge is to recover the costs of the functions associated with the printing of the directory white pages. The surcharge is assessed to a customer based on the total number of access minutes at the rates in V.F.4.. Application of the premium and nonpremium Information Surcharge is in V.E.2.h.(1).</p>	
<p>c. The Information Surcharge rate element does not apply to switched access minutes of use that originate or terminate at MTSOs directly interconnected to a Telephone Company access tandem office.</p>	
<p><b>19. Toll Free<sup>19</sup> Data Base Query Service</b></p> <p>Toll Free Data Base Query Service, offered in conjunction with Toll Free SAC Access Service, performs the Toll Free Customer Identification Function, as described in V.B.11., to determine the customer to whom Toll Free calls must be routed. For all 1+Toll Free-NXX-XXXX calls originated by an end user, the Telephone Company will perform the customer identification function using a Telephone Company Toll Free Data Base to screen the dialed ten (10) digits of the Toll Free call to determine the customer selected by the Toll Free subscriber to carry that Toll Free call. If the Toll Free call originates from an end office switch not equipped to provide the customer identification function, the call will be routed to a Telephone Company access tandem switch equipped to provide the customer identification function. Once customer identification has been established through Toll Free Data Base Query Service, the Toll Free call will be routed to the selected customer for completion.</p>	
<p>Basic Toll Free Data Base Queries provide instructions to route 1+Toll Free calls on a simple call turn around basis to one particular customer or to different customers based on the LATA in which the Toll Free call originates.</p>	
<p>Premium Toll Free Data Base Queries provide instructions to route 1+Toll Free -NXX-XXXX calls to:</p> <p>a. Different customers based on time of day, day of week, or based on number of calls allocated by Toll Free subscriber selected percentages.</p>	
<p>b. Different terminating locations based on time of day, day of week, or based on number of calls allocated by Toll Free subscriber selected percentages.</p>	
<p>c. Standard seven (7) digit local exchange telephone numbers at the terminating end based on the Toll Free subscriber's specific requirements.</p>	

<sup>19</sup> "Toll Free" is considered to mean any access service which utilizes any of the following NPAs: 800, 888, 877, 866, 855, 844, 833, and 822 as they become available to the industry.

## **V. SWITCHED ACCESS** (Continued)

<p>The Toll Free subscriber is responsible for arranging the entry of the various routing instructions discussed herein into the Number Administration Service Center's (NASC's) Service Management System (SMS).</p>	
<p>Rate regulations and charges applicable to Toll Free Data Base Query Service appear in <i>V.E.2.b.</i> and <i>V.F.3.a.</i>.</p>	
<p><b>20. 500 Customer Identification Function</b></p> <p>This function provides for screening of the first six (6) digits of all 500-NXX-XXXX type calls generated by end users to determine the customer to which the call is to be routed. This function is provided in conjunction with 500 SAC Access Service and with FGC and FGD. This function is available with Tandem Switch Signaling.</p>	
<p><b>21. Tandem Switch Signaling</b></p> <p>Tandem Switch Signaling, offered in conjunction with FGD Switched Access, 500 SAC Access, or 900 SAC Access Service with either multifrequency address signaling or SS7 Out of Band Signaling Access Service, provides the Carrier Identification Code (CIC) and the OZZ code or circuit code as described in <i>V.B.5.cc.</i> to determine the customer and trunk group(s) where traffic will be routed.</p>	
<p>Rate regulations applicable to Tandem Switch Signaling are found in <i>V.E.2.h.(7).</i></p>	
<p><b>22. Basic Service Elements</b></p> <p>The following Basic Service Elements (BSEs) are chargeable unbundled service options available only with Basic Serving Arrangements. The Telephone Company makes no guarantee that these BSE's will be available in all locations. Rate regulations and charges applicable to BSEs appear in <i>V.E.10.</i> and <i>V.F.11.</i>.</p> <p>a. Alternate Traffic Routing – BSE</p> <p>This BSE provides the capability of directing originating traffic from an end office (or appropriately equipped access tandem) via a trunk group (the "high usage" group) to a CDL until that group is fully loaded, and then delivering additional originating traffic (the "overflowing" traffic) from the same end office or access tandem to a different trunk group or groups (via one (1) or more intermediate high usage groups) to one (1) or more CDLs until the originating traffic is directed to a final group. The customer shall specify the last trunk CCS desired for the high usage group and each intermediate group.</p>	
<p>Alternate Traffic Routing - BSE is provided in suitably equipped end office or access tandem switches and is available with BSA-B, BSA-C, and BSA-D.</p>	
<p>b. Automatic Number Identification (ANI) – BSE</p> <p>This BSE provides the automatic transmission of a seven (7) or ten (10) digit number and information digit to the CDL for calls originating in the Access Area to identify the calling station. The ANI arrangement will be associated with all individual transmission paths in a trunk group when this arrangement is provided.</p>	

**V. SWITCHED ACCESS** (Continued)

These information digits shall only be used for billing and collection, routing, screening, and completion of the originating subscriber's call or transaction or for service directly related to the originating subscriber's call or transaction.	
The ANI provided shall not be reused or resold without first notifying the originating telephone subscriber and obtaining affirmative consent of the subscriber for reuse or resale.	
Unless the originating subscriber has given consent for the reuse or resale, any information provided shall not be used for any purpose other than:	
- performing the services or transactions that are subject of the originating subscriber's call;	
- ensuring network performance security, and the effectiveness of call delivery;	
- compiling, using and disclosing aggregate information; and,	
- complying with applicable laws.	
The above restrictions shall not prevent the subscriber to the ANI Arrangement from using information acquired from an ANI Arrangement, such as the telephone number or information derived from analysis of the characteristics of calls received through the ANI Arrangement, to offer a product or service that is directly related to the products or services previously purchased by a customer of the ANI Arrangement subscriber.	
The seven (7) digit ANI telephone number is available with BSA-B and BSA-C. It will be transmitted on all calls except those identified as a multiparty line or ANI failure. The ten (10) digit ANI telephone number is only available with BSA-D. When BSA-D with SS7 Out of Band Signaling is specified, the customer may order an ANI equivalent by ordering the Charge Number Parameter as described in <i>V.B.5.bb.</i> at the rates for ANI-BSE as shown in <i>V.F.</i> . The ten (10) digit ANI telephone number consists of the Numbering Plan Area (NPA) plus the seven (7) digit ANI telephone number. The ten (10) digit ANI telephone number will be transmitted on all calls except those identified as a multiparty line or ANI failure in which case only the NPA will be transmitted (in addition to the information digit described below). The ANI telephone number is the listed telephone number of the end user that originates the call.	
With BSA-C, ANI is provided from end offices at which the Telephone Company recording for end user billing is not provided, or where it is not required, as with 800/877/888 Service. It is not provided from end offices for which the Telephone Company needs to forward ANI to its recording equipment.	
Where ANI cannot be provided (e.g., on calls from 2-, in some instances, 4-, or 8-party services) information digits will be provided to the customer. The information digits are used in the following situations:	
(1) Telephone number is the station billing number - no special treatment is required.	
(2) Multiparty line telephone number is a 2-, in some instances, 4-, or 8-party line and cannot be identified - number must be obtained via an operator or in some other manner.	

**V. SWITCHED ACCESS** (Continued)

(3) ANI failure has occurred in the end office switch which prevents identification of calling telephone number – the number must be obtained by operator or in some other manner.	
(4) The confirmation of the line requires special screening or handling by the customer, or	
(5) Call is an Automatic Identified Outward Dialed (AIOD) call from end user terminal equipment.	
These ANI information digits are available with BSA-B, BSA-C, and BSA-D only. In addition, the following information digits are available with BSA-D only:	
(a) InterLATA Area restricted – telephone number is identified line.	
(b) InterLATA Area restricted – line requires special screening or handling by the customer.	
These information digits will be transmitted as agreed to by the customer and the Telephone Company.	
c. User Transfer – BSE  This option, available with BSA-A, provides the ability to temporarily hold an established call, originate another call to a third party, and then redirect the first call to the third party. When a call has been transferred, the original line is cleared to place or receive another call.	
d. Hunt Group Arrangement – BSE  This BSE, available only with BSA-A, provides the ability to sequentially access one (1) of two (2) or more line side connections in the originating direction, when the access code of the line group is dialed. This BSE contemplates one (1) access code (i.e., telephone number) per arrangement. This BSE also provides the ability to sequentially access one (1) of two (2) or more lines in the terminating direction, when the hunting number of the line group is forwarded from the customer to the Telephone Company.	
e. Queuing – BSE  This BSE is available only with BSA-A in conjunction with the Uniform Call Distribution (UCD) BSE and may only be provided in Telephone Company electronic end offices.	
When all terminals in a UCD Arrangement are busy, queuing allows for an incoming call to be placed in queue to await an available terminal in the UCD arrangement. When a call is placed in queue, audible ringing is returned to the customer and no further indication is sent until a terminal completes the call. The call that has been in queue the longest will be the first call handled when a terminal becomes available. The maximum number of calls that can be placed in queue is dependent upon the total number of lines in the multiline hunt group. If the incoming call cannot be placed in queue, the calling party will receive a busy tone.	

**V. SWITCHED ACCESS** (Continued)

<p>f. Uniform Call Distribution – BSE</p> <p>This BSE provides a type of multiline hunting arrangement which evenly distributes calls among the available lines in a hunt group. Where available, this arrangement is provided with originating use for BSA-A and terminating use for Special Access Lines.</p>	
<p>g. Simplified Message Desk Interface (SMDI)</p> <p>This option provides call-related information for calls utilizing a BSE hunt group arrangement. SMDI provides the capability for delivering the called number, the calling number, and a call forwarding indicator (i.e., call forwarding busy, call forwarding don't answer, or direct call). This information is transmitted to the CDL utilizing a DNAL (Section V.B.2.). In addition, where customer equipment exists, SMDI will allow a customer to activate a message waiting indicator to the called number. The message waiting indicator includes Message Waiting Indication - Audible or Message Waiting Indication - Audible Ring Burst.</p>	
<p>The customer shall provide the appropriate Customer Premises Equipment (CPE) to store, display or print the transmitted call status information as well as equipment to activate or deactivate the message waiting indicator. The Telephone Company assumes no liability and will be held harmless for any incompatibility of their CPE to perform satisfactorily with this feature. This BSE, available with DNAL, is provided from suitably equipped end offices. The customer is responsible for providing a modem at the CDL which interfaces with the Telephone Company equipment at 1200 baud ASCII.</p>	
<p>h. Premier Messaging Services Interface (PMSI) aka Inter-Switch Voice Messaging (ISVM) – BSE</p> <p>Premier Messaging Services Interface (PMSI) is an optional enhancement to Simplified Message Desk Interface (SMDI). PMSI is similar to Simplified Message Desk Interface (SMDI), except that it utilizes the Signaling System 7 (SS7) Network to pass calling and called number information between central offices. With PMSI capability, the customer is not required to obtain a Voice Grade Dedicated Network Link to each Telephone Company central office switch where messaging capability is desired. With PMSI, the customer can provide messaging capability to all end users in a LATA area provided those end users reside in central offices that are interconnected via SS7 and are equipped with the required software. PMSI requires SMDI service between the customer's equipment and at least one central office. A monthly recurring charge, as set forth in V.F.11.h. following, applies per arrangement and is in addition to charges for SMDI.</p>	
<p>i. Signaling System 7 Message Waiting Indicator (SS7 MWI) Signaling Service – BSE</p> <p>(1) Signaling System 7 Message Waiting Indicator (SS7MWI) Signaling Service permits the customer to provide Signaling System 7 (SS7) Message Waiting Indicator (MWI) Transaction Capabilities Application Part (TCAP) messages to the Telephone Company for delivery to Telephone Company switches that serve suitably equipped lines of those end users who subscribe to the customer's voice messaging service. MWI TCAP messages are originated by the customer's equipment, i.e., Voicemail Platform, and addressed and delivered to a designated Telephone Company Signaling Transfer Point (STP) pair in the LATA in which the customer's subscribing end user receives service.</p>	

## V. SWITCHED ACCESS (Continued)

(2) The Telephone Company uses its SS7 capabilities to determine the switch serving the end user, and to deliver the MWI TCAP message to that switch. The message causes the switch to set or reset MWI on the end user's line. These messages allow the customer to notify its end user that voice messages are awaiting retrieval, or to clear the message waiting notification once the end user has acknowledged those messages.	
(3) SS7MWI Signaling Service is offered only to provide signaling to Telephone Company switches within the LATA in which the signaling was handed off to the Telephone Company, and will be available only in LATAs where the Telephone Company has STPs available to accept SS7 messages associated with the service. A list of LATAs where the Telephone Company has STPs follows in this section. The customer must hand-off only those messages that are intended for end users served by capable Telephone Company switches in that LATA.	
(4) SS7MWI Signaling Service is not available in LATAs where the Telephone Company does not have STPs. In those LATAs, services utilizing a Simplified Message Desk Interface (SMDI) in this section preceding, <i>V.B.22.g.</i> , or Premier Messaging Service Interface (PMSI) service as set forth in this section preceding, <i>V.B.22.h.</i> , can be used to communicate message waiting status to end users' lines. In the event that STPs are deployed in any of those LATAs subsequent to issuance of this tariff, the Telephone Company will offer the service in those LATAs. In the event that the Telephone Company removes STPs from one (1) or more LATAs, it can no longer offer the service in that LATA. In such event, the Telephone Company will provide at least ninety (90) days prior notice of the pending removal of the STPs. Following such removal, the customer will have the option of purchasing Simplified Message Desk Interface (SMDI) in this section preceding, <i>V.B.22.g.</i> , or Premier Messaging Service Interface (PMSI) service as set forth in this section preceding, <i>V.B.22.h.</i> .	
(5) Additionally, SS7MWI Signaling Service can only be used to update MWI for end users served from suitably equipped switching equipment in designated LATA STPs which are capable of responding appropriately to MWI TCAP messages.	
(6) The customer is responsible for obtaining SS7 interconnection directly from The Telephone Company under the provisions of Section <i>V.B. 10.</i> of this tariff. The customer of record for the SS7 interconnection shall also be the customer of record for SS7MWI Signaling Service. In the event that the customer chooses to use another SS7 provider to interconnect with The Telephone Company, the customer shall be unable to receive the SS7MWI Signaling Service, and will have to make separate arrangements with the SS7 provider.	
(7) SS7MWI Signaling Service shall be ordered separately for each STP pair in each LATA requiring the service. Each such order will be considered a messaging arrangement. Each ASR submitted will contain no more than two (2) (a Primary and a Secondary) Voicemail Platforms per messaging arrangement. If a customer seeks to connect more than two (2) Voicemail Platforms to a given The Telephone Company STP pair, an additional ASR will be required for each additional pair of Voicemail Platforms per STP pair in a LATA.	

**V. SWITCHED ACCESS** (Continued)

(8) A monthly recurring charge as set forth in Section <i>V.F.11.i.</i> following applies per messaging arrangement to allow for the transmission of SS7MWI Signaling Service.									
<p>(9) LATAs Served:</p> <table> <tr> <td><u>LATA</u></td><td><u>LATA NAME</u></td></tr> <tr> <td>672</td><td>Portland Oregon</td></tr> <tr> <td>675</td><td>Seattle Washington</td></tr> <tr> <td>960</td><td>Coeur d-Alene Coeur d-Alene</td></tr> </table>	<u>LATA</u>	<u>LATA NAME</u>	672	Portland Oregon	675	Seattle Washington	960	Coeur d-Alene Coeur d-Alene	
<u>LATA</u>	<u>LATA NAME</u>								
672	Portland Oregon								
675	Seattle Washington								
960	Coeur d-Alene Coeur d-Alene								
<p>j. Caller Identification – Number (ICLID) – BSE</p> <p>This BSE provides the customer with the calling party's directory number at the time the call is received. The calling number is transmitted to the customer during the first silent interval of the ringing cycle. The number is displayed on customer-provided equipment.</p>									
Where available, this arrangement is provided as a nonchargeable option with originating BSA-A.									
<p>k. Remote Call Forwarding – BSE</p> <p>Remote Call Forwarding (RCF) is a service that utilizes a seven digit Directory Number (DN) to automatically forward all incoming calls to another DN. The forwarded to number can be in the same central office switch or in another central office switch.</p>									
The remote call forwarding directory number is not directly associated with an access connection arrangement, but rather is a software translation programmed within the central office switch. All calls dialed to that directory number will forward to another number automatically. The subscriber to this capability does not have a station set for termination of calls made to their remote call forwarding number. Where available, this arrangement is provided with BSA-A.									
<p>l. Direct Inward Dialing (DID) – BSE</p> <p>This BSE provides a two (2) or four (4) wire DID termination with line treatment at the first point of switching that permits the Dial Tone Central Office Switch to deliver all or part of the called number to the customer premises at the time the call is established. Multifrequency (MF), Dual Tone Multifrequency (DTMF) or Dial Pulse address signaling is used by the Telephone Company to deliver only the called telephone number to the customer premises. No other address signaling will be delivered to the customer premises. The type of signaling utilized depends on the Dial Tone Office switching equipment available. If additional address signaling is required by the customer, it must be provided by the customer's end user using inband tone address signals which will not be regenerated by the Telephone Company and will be subject to the ordinary transmission capabilities of the Switched Transport provided.</p>									

## V. SWITCHED ACCESS (Continued)

<p>This BSE is only available with BSA-A arrangements and only in the originating direction. The customer must order a DID Termination and the first group of twenty (20) DID numbers to be associated with the DID Trunk Termination in addition to BSA-A service. Additional groups of twenty (20) DID telephone numbers are available. If the grade of service at the group busy hour of the DID trunk group is less than P.05 for two (2) consecutive months, the customer may be required to subscribe to additional DID Trunk Terminations. The DID optional feature is only available as a stand-alone BSE or optional feature, no other BSEs or optional features can be used in conjunction with it.</p>	
<p>m. Billed Number Screening (BNS) – BSE</p> <p>This BSE prevents the billing of incoming collect and third number billed calls to a customer's telephone account.</p>	
<p>Where available, this arrangement is provided with BSA-A.</p>	
<p>n. Controlink7 Digital Channel Service (CLDCS) – BSE</p> <p>This BSE provides a digital common line connection between the CDL and the local serving wire center. The digital transmission rate available is either DS1 (1.544 Mbps) or DS3 (44.736 Mbps).</p>	
<p>Controlink7 Digital Channel Service will be used by the customer to aggregate the customer's telecommunication services onto a digital local loop.</p>	
<p>This arrangement is provided on an Individual Case Basis (ICB) with BSA-D.</p>	
<p><b>23. Telecommunications Relay Service (TRS) Equal Access Interconnection</b></p> <p>a. TRS Equal Access Interconnection is available to TRS Carriers to interconnect with the Telephone Company to provide originating equal access to their end users. The TRS Interconnection provides trunk side access over Switched Access Entrance Facilities and Direct Trunked Transport Facilities from a TRS Carrier to a Telephone Company Access Tandem which enables the TRS Carrier to transfer TRS calls from an end user, to the Telephone Company's Access Tandem to reach the end user's Carrier of Choice. The Telephone Company does not provide end office local switching functions with this arrangement. The signaling protocol transmitted by the TRS Carrier is subject to the technical limitations for FGD. The TRS Carrier shall comply with all operating, technical and service quality standards as specified in V.B.2. for originating Feature Group D Service.</p>	
<p>b. For traffic which originates at TRS Equal Access Interconnections provided through an Access Tandem, Carrier Common Line Service, and Switched Access Service End Office Switching rates and charges as specified in Sections XIII.E. and V.F.3. following, respectively, will not apply to that portion of the call from the serving wire center of the TRS Carrier to the serving wire center of the Interexchange Carrier.</p>	
<p>c. The TRS carrier shall inform Interexchange Customers seeking equal access to the TRS Carrier's switch via an access tandem(s) owned and operated by the Telephone Company, that FGD Access from the IC to the access tandem must exist or be ordered from the Telephone Company in order to receive TRS traffic.</p>	



**V. SWITCHED ACCESS** (Continued)

d. The TRS Carrier will be billed the Entrance Facility rate and the Direct Trunked Transport rates as specified in Section V.F.2.. Also applicable are nonrecurring charges associated with ordering this service.	
e. The mileage used to determine the Direct Trunked Transport Channel Mileage billed to the TRS Carrier and the Channel Mileage or Local Transport Facility mileage billed to the Interexchange Carrier is calculated as set forth in Section V.E.2.h.(2)(i) following.	
f. The TRS Carrier will furnish to the Telephone Company all information which the Telephone Company may require to bill Interexchange Carriers for the access provided by the Telephone Company. The TRS Carrier shall keep sufficient call detail records for IC billing and, upon request of the Telephone Company make the records available for inspection. Such information shall be furnished by the TRS Carrier in a form and according to a regular schedule mutually agreed upon between the Telephone Company and TRS Carrier.	
g. Usage measurement for originating calls begins when the TRS Carrier's switch receives the first wink supervisory signal forwarded from the IC's point of interconnection. The call usage ends when the TRS Carrier's switch receives disconnect supervision from either the originating end user's end office or the IC's point of termination, whichever is recognized first by the TRS Carrier's Switch.	
When the call usage provided to the Telephone Company by the TRS Carrier for IC billing is based on answer supervision (rather than a wink supervisory signal) from the IC's switch, chargeable access minutes will be obtained by adding the recorded originating measured minutes to a non-conversation time additive (NCTA).	
<b>C. Obligations of the Customer</b>	
<p><b>1. On and Off-Hook Supervision</b></p> <p>The customer facilities shall provide the necessary on and off-hook supervision.</p>	
<p><b>2. ASR Requirements</b></p> <p>The customer shall order all Switched Access as described in Section IV., V.C.2. and V.C.3..</p>	
ASRs for Entrance Facilities and Direct-Trunked Transport must specify the customer designated location, type of service (e.g., Voice Grade, DS1 or DS3), the channel interface, and any optional arrangements desired. In addition, ASRs for Direct-Trunked Transport must specify any Hubs involved and the end office, when direct routing to an end office is desired, or the Telephone Company access tandem if direct routing to a Telephone Company access tandem switch for purposes of obtaining Tandem-Switched Transport is desired.	

## V. SWITCHED ACCESS (Continued)

<p>ASRs for Direct-Trunked Transport must also specify the Feature Group or BSA, number of lines or trunks at the end office or Telephone Company access tandem, major traffic types and directionality. Ordered quantities shall be specified by originating and terminating direction and by traffic type (e.g., MTS/MTS-type or WATS/WATS-type). Where the customer desires to segregate its originating traffic into separate trunk groups by type of traffic, the customer must specify the ordered quantities by trunk group and by traffic type. For example, if a customer desires a separate trunk group to carry its 500, 800, 888 or 900 traffic, the order must specify the trunks or BHMCs associated with 500, 800, 888 or 900 traffic for that trunk group.</p>	
<p>Customers may order Tandem-Switched Transport by specifying the number of trunks required between the CDL and access tandem switch or BHMCs between the CDL and the end office. The customer shall provide, when it orders BHMC, its projected interstate BHMC between the CDL and each end office in the Access Area by traffic type. The customer shall provide, when it orders lines or trunks, its projected interstate traffic distribution by percent for each end office in the Access Area by traffic type. If the customer fails to provide its traffic distribution, the Telephone Company will use appropriate Telephone Company traffic studies to project distribution by end office.</p>	
<p>When FGA or BSA-A is ordered the customer shall specify whether or not the terminating traffic is to be restricted to the Access Area as in V.B.1., V.B.2., and V.B.5.c., d. or e., or extended beyond the Access Area (i.e., local calling area) as in V.E.2.h.(3). If the customer wishes to restrict the traffic, the rates in V.E.2.b. may apply, depending upon the optional arrangement selected.</p>	
<p>When the Alternate Traffic Routing optional arrangement is provided, Percent Traffic Routed (PTR) values must be provided on the ASR as described in V.E.2.h.(2)(h).</p>	
<p>When a customer orders Switched Access for mixed interstate and intrastate usage, the customer shall provide an estimate of the total usage which will be interstate by traffic type. The customer allocated percentages will be used as a basis of the jurisdictional determination for billing purposes of all charges until a more accurate determination can be provided as in V.C.3. and V.E.2.d..</p>	
<p><b>3. Jurisdictional Report Requirements</b></p> <p>a. Percent Interstate Usage (PIU)</p> <p>(1) When the Telephone Company receives sufficient call detail to permit it to determine the jurisdiction of some or all originating and terminating access minutes of use, the Telephone Company will use that call detail to render bills for those minutes of use and will not use customer reported Percent Interstate Usage (PIU) factors to determine the jurisdiction of those minutes of use.</p>	
<p>The Telephone Company will apply the PIU factor, provided by the customer or as set forth in section a.(2), only to minutes of use for which the Telephone Company does not have sufficient call detail to determine jurisdiction. The customer provided PIU factor will be used until the customer provides an updated PIU factor as set forth in c. following. No prorating or back billing will be done based on the updated report.</p>	

## V. SWITCHED ACCESS (Continued)

<p>(2) When the customer initially orders Switched Access Service(s) the customer will state in its order (Access Service Request) a PIU. This factor will be used by the Telephone Company as the customer-provided PIU factor until the customer provides an updated PIU factor as required in c. following. For each service listed below, the customer may provide separate PIU factors in accordance with (1) preceding and (3) following.</p> <ul style="list-style-type: none"> <li>- Feature Group A (FGA) Switched Access Service<sup>20 21</sup></li> <li>- Feature Group B (FGB) Switched Access Service<sup>20 21</sup></li> <li>- Feature Group C (FGC) Switched Access Service<sup>20 21</sup></li> <li>- Feature Group D (FGD) Switched Access Service<sup>20 21</sup></li> <li>- Basic Serving Arrangement A (BSA-A)<sup>20 21 22</sup></li> <li>- Basic Serving Arrangement B (BSA-B)<sup>20 21 22</sup></li> <li>- Basic Serving Arrangement C (BSA-C)<sup>20 21 22</sup></li> <li>- Basic Serving Arrangement D (BSA-D)<sup>20 21 22</sup></li> <li>- 500 Access Services<sup>20 21</sup></li> <li>- 700 Access Services<sup>20 21</sup></li> <li>- Toll Free Services<sup>20 21 23</sup></li> <li>- 900 Access Services<sup>20 21</sup></li> </ul>	
<p>When a customer submits an order for Switched Access services, the customer must state the Percentage of Interstate Usage (PIU) on a statewide, LATA, billing account number (BAN) or end office level.</p>	
<p>When the customer provides PIU factors, the Company will subtract the developed PIU from one hundred (100) and the difference is the percent intrastate usage. The sum of the interstate and intrastate percentages will equal one hundred percent (100%). The customer may only provide a PIU factor that is a whole number (a number from 0 to 100).</p>	

<sup>20</sup> The PIU factors will apply to all associated elements and services, e.g., Carrier Common Line, End Office Switching, Information Surcharge, Interconnection Charge, End Office Dedicated Trunk Port, Access Tandem Dedicated Trunk Port, Shared Trunk Port and, if applicable, Tandem Switched Transport and Tandem Switching.

<sup>21</sup> The PIU factor for Switched Access services must be provided by the customer of record when used in conjunction with Switched EIS as described in Section XVIII. or used in conjunction with Tandem Switch Signaling.

<sup>22</sup> When determining the jurisdiction of Switched Access traffic provided via a BSA or Basic Service Element (BSE) and the intrastate equivalent of the BSA or BSE is only available on a bundled feature group basis, intrastate usage will be prorated to the bundled intrastate feature group equivalent of the BSA.

<sup>23</sup> "Toll Free" service includes any access service that utilizes the following NPAs: 800, 888, 877, 866, 855, 844, 833, and 822 as they become available to the industry.

## V. SWITCHED ACCESS (Continued)

<p>(3) For purposes of developing the projected interstate percentage for Feature Group C (or BSA-C) and Feature Group D (or BSA-D), the customer shall consider every call that originates from a calling party in one state and terminates to a called party in a different state to be interstate communications. The customer shall consider every call that terminates to a called party within the same state as the state where the calling party is located to be intrastate communications. The manner in which a call is routed through the telecommunications network does not affect the jurisdiction of a call, i.e., a call between two (2) points within the same state is an intrastate call even if it is routed through another state.</p>	
<p>For Feature Group A (or BSA-A) and Feature B (or BSA-B), pursuant to Federal Communications Commission order FCC 85-145 adopted April 16, 1985, interstate usage is to be developed as though every call that enters a customer network at a point within the same state as that in which the called station is situated is an intrastate communication and every call that enters a customer's network at a point in a state other than that where the called station is situated is an interstate communication.</p>	
<p>b. Entrance Facilities and Direct-Trunked Transport Facilities</p> <p>The Telephone Company will develop a PIU factor to apply to Entrance Facility and Direct-Trunked Transport rate elements when sufficient call detail exists. The Telephone Company will apply the PIU factor provided by the customer as set forth in V.C.3.a.(2) only when the Telephone Company does not have sufficient data to develop a PIU factor.</p>	
<p>A customer may provide a separate PIU factor for each rate element (Entrance Facility, Direct-Trunked Transport) at a Billing Account Number or higher reporting level reflecting the originating and terminating traffic of all Switched Access services that use such facilities. A consolidated PIU factor for all Entrance Facility and Direct-Trunked Transport rate elements may be provided at the option of the customer if such PIU factor is representative of the actual interstate use of the service.</p>	
<p>c. Jurisdictional Report Updates</p> <p>The customer may update the interstate and intrastate jurisdictional reports on a quarterly basis. The reports will be based on the prior three (3) months and will be due within fifteen (15) days after the end of the quarter beginning with the completion of the first (1<sup>st</sup>) full quarter of service. In the event that the Telephone Company does not have sufficient data to rely on actual call detail or to develop a PIU factor, these factors will be applied to activity dated on or after the first day of the next calendar month, which begins at least fifteen (15) business days after the day on which the revised report or letter is received.</p>	
<p>In the event that the Telephone Company does not have sufficient data to rely on actual call detail or to develop a PIU factor, the revised report or letter will serve as the basis for the next three (3) months' billing and will be effective on the bill date for that service. If the customer does not supply an updated quarterly report or letter, the Telephone Company will assume the customer-provided PIU factors to be the same as those provided in the last quarterly report or letter accepted by the Telephone Company.</p>	

## V. SWITCHED ACCESS (Continued)

For those cases in which a quarterly report or letter has never been received from the customer, the Telephone Company will assume the customer-provided PIU factors to be the same as provided in the order for service.	
A customer may file jurisdictional reports aggregating usage at a statewide, LATA, BAN (Billing Account Number) or end office level.	
<p>d. Maintenance of Customer Records</p> <p>The customer shall retain for a minimum of six (6) months call detail records that substantiate the interstate percent provided to the Telephone Company as set forth in c. preceding for Switched Access Service. Such records shall consist of (1) and (2) following, if applicable:</p> <p>(1) All call detail records such as work papers and/or backup documentation including paper, magnetic tapes or any other form of records for billed customer traffic, call information including call terminating address (i.e., called number), the call duration, all originating and terminating trunk groups or access lines over which the call is routed, and the point at which the call enters the customer's network and;</p> <p>(2) If the customer has a mechanized system in place that calculated the PIU factor, then a description of that system and the methodology used to calculate the PIU factor must be furnished and any other pertinent information (such as but not limited to flowcharts, source code, etc.) relating to such system must also be made available.</p>	
<p>e. Jurisdictional Report Verification</p> <p>The customer will maintain records of call detail from which the jurisdictional determination is made. For verification purposes the Telephone Company may request that these records be made available for inspection and audit on not more than an annual basis. Such audit may be conducted by independent auditors if the Telephone Company and the customer, or the customer alone is willing to pay the expense.</p>	
<p><b><u>D. Payment Arrangements and Credit Allowances</u></b></p> <p>1. <i>Cancellation of Applications</i></p> <p>A customer may cancel an application for Switched Access in Accordance with the regulations and charges in Section IV..</p>	
<p>2. <i>Credit Allowances</i></p> <p>a. Allowances for service interruptions are in <i>III.H.1.a.</i>.</p>	
<p>b. Usage Sensitive Service credit will be included in the FGA or BSA-A monthly bills rendered to customers to reflect usage charges collected from their end users for interstate calls. The amount of credit applies to the End Office Switching rate element for originating calls. When the customer is provided originating only FGA or BSA-A service, the credit will apply to either the actual access minutes measured or the assumed minutes as in <i>V.E.2.i.(3)</i>.</p>	

## V. SWITCHED ACCESS (Continued)

No credit will apply for terminating only FGA or BSA-A.	
<b>E. <u>Rate and Charge Regulations</u></b>	
<p><b>1. <i>Rate Elements</i></b></p> <p>a. For the purposes of determining the rates and charges for Switched Access, including SAC Access Service, the following rate elements may apply:</p> <p style="padding-left: 40px;">Entrance Facility Direct-Trunked Transport Tandem-Switched Transport Interconnection Charge Multiplexing Cross Connect Charge End Office Switching Information Surcharge 800/888 Data Base Query Shared Trunk Port Dedicated Trunk Port Shared Multiplexing</p>	
FGB, FGC, FGD, BSA-B, BSA-C, BSA-D and SAC Access Service are also subject to the Network Blocking charge per call as in V.E.2.c..	
<p>b. For CCS7 Access service the following rate elements may apply:</p> <p style="padding-left: 40px;">Dedicated Switched Access Line Dedicated Switched Access Transport STP Port Termination Cross Connect Charge</p>	
<p><b>2. <i>Rate Regulations</i></b></p> <p>This section contains the specific regulations governing the rates and charges that apply for Switched Access including SAC Access service, CCS7 Access service, and 800, 877, 888 Data Base Query service.</p>	
<p>Switched Transport</p> <p>a. Types of Rates and Charges</p> <p style="padding-left: 40px;">There are rates will be applied based on the Zone Density Rate Plan as described in V.E.4. and contained in Section XX..</p> <p style="padding-left: 40px;">(1) Usage Rated</p> <p style="padding-left: 80px;">Usage rates are rates applied on a per Access Minute basis either as premium or nonpremium as described in V.E.2.h.(1), or they are applied on a per query basis either as basic or premium as described in V.E.2.b..</p>	

**V. SWITCHED ACCESS** (Continued)

End Office Switching and Information Surcharge rate elements are usage rated.	
The Tandem-Switched Transport - Termination, Tandem Switching, Interconnection, Shared Trunk Port and Shared Multiplexing rate elements are usage rated.	
The Tandem-Switched Transport - Facility rate element is both usage and distance-sensitive.	
(2) Flat Rated  Flat rates on a per month basis, regardless of the amount of rate element usage. Flat rates may be either distance-sensitive or nondistance-sensitive.	
Dedicated Switched Access Transport is a flat-rated, distance-sensitive rate element applicable to CCS7 Access Service.	
Direct-Trunked Transport is flat-rated and is both distance and nondistance-sensitive.	
The Entrance Facility is flat-rated and is nondistance-sensitive.	
Dedicated Multiplexing, the Cross Connect charge, and Dedicated Trunk Port charge are all flat-rated elements.	
(3) Nonrecurring Charges  Nonrecurring charges are one-time charges that apply for specific work activities in conjunction with providing Switched Access Service or a change to an existing Switched Access Arrangement, Feature Group or Basic Serving Arrangement.  (a) Service Installation Charges  The Service Installation Charge applies to customer requests for installation of Switched Access Entrance Facilities from the CDL to the serving wire center. The charge applies on a per Entrance Facility basis and is dependent upon the type of Entrance Facility ordered (i.e., Voiceband, DS1 or DS3).	
(b) Installation of Voiceband Entrance Facilities  The Service Installation Charge associated with the installation of Voiceband Entrance Facilities is specified in V.F.2.j..	
(c) Installation of Multiplexing Arrangements  A Nonrecurring Charge applies for the installation of multiplexing arrangements available with Switched Access Service. This charge applies per multiplexing arrangement ordered and is dependent upon the type of multiplexing performed. (DS1 to Voice or DS3 to DS1). This charge also applies whether the multiplexing arrangement is installed coincident with the initial installation or at any time subsequent to the installation of service.	

## V. SWITCHED ACCESS (Continued)

<p>(d) Installation of CCS7 Access Service</p> <p>The Service Installation Charge does not apply to CCS7 Access service installations. Nonrecurring Charges applicable to CCS7 Access services are described in V.E.2.g..</p>	
<p>(e) Installation of DS1 and DS3 Entrance Facilities</p> <p>(1) DS1 Standard Arrangements</p> <p>For DS1 Entrance Facilities, a nonrecurring charge applies for each DS1 Entrance Facility ordered.</p>	
<p>(2) DS1 Optional Payment Plan (OPP) Arrangements</p> <p>Customers subscribing to the DS1 OPP arrangements at rates set forth in V.F.2.n. will be assessed a nonrecurring charge (NRC) for installation of each DS1 Entrance Facility as set forth in V.F.2.k..</p>	
<p>The regulations in Section V.E.2.a.(3)(h) will apply to existing DS1 OPP customers when required for changes and other service rearrangements.</p>	
<p>(3) DS2 Arrangements</p> <p>For DS3 Entrance Facilities, the charge for the installation will apply at the rates set forth in V.F.2.l. and V.F.2.n.. These charges will apply for each DS3 Entrance Facility ordered on a month-to-month basis or subscribed to on a term commitment plan.</p>	
<p>(f) Switched Access Installation Charge Waiver</p> <p>Pursuant to the Federal Communications Commission's (FCC) Order in CC Docket No. 96-262, Access Charge Reform, released May 16, 1997, all nonrecurring charges (NRCs) for service connection are waived when a customer converts trunks from tandem-switched to direct-trunked for Tandem Switched Transport between the Tandem Switch and the Serving Wire Center (SWC). NRCs are also waived if a customer orders the discontinuance of overprovisioned trunks between the Tandem Switch and the SWC. Waiver of these NRCs continues through December 31, 1998.</p>	
<p>(g) Switched Access Ordering Charge</p> <p>This charge, applied on a per ASR basis, is associated with the work performed by the Telephone Company in connection with the receiving, recording and processing of service requests. The Switched Access Ordering Charge applies to all requests to establish Entrance Facilities, Direct-Trunked Transport Facilities, and Tandem-Switched Transport Facilities. Where Entrance Facilities and Direct-Trunked and/or Tandem-Switched Transport are ordered on a single ASR, only one Switched Access Ordering Charge applies. This charge is in addition to any Service Installation Charge for Entrance Facility installations.</p>	



## V. SWITCHED ACCESS (Continued)

The Switched Access Ordering Charge will not apply to ASRs received prior to December 1, 1992, for service rearrangements to establish 800 SAC Access trunk groups or to establish combined 800 and Long Distance Message Telecommunications Service (LDMTS) trunk groups, both equipped with SS7 Out of Band Signaling, from the Telephone Company access tandem to the CDL. The requested in-service date for the trunk rearrangements shall be no later than January 15, 1993.	
Switched Access Ordering Charge will apply for a change in FGD or BSA-D switched access and 800/888 SAC Access signaling from multifrequency address signaling to SS7 Out of Band Signaling except as specified above.	
This charge also applies, per ASR, for the installation, addition, change, rearrangement or move of EIS Switched and Special Access Service facilities, except as specified in <i>V.E.2.a.(3)(h)</i> .	
Switched Access Ordering Charge applies to customer request to change an end user WATS Access line (i.e., OutWATS) to a different band. This charge does not apply to 800/877/888 (InWATS) service.	
<p>The Switched Access Ordering Charge also applies to requests to activate additional trunks or to increase BHMC on existing Switched Transport Facilities and, changes in the type of Feature Group or Direct-Trunked Transport, for any modifications or changes to existing services that are not considered an administrative change as described in <i>V.E.2.a.(3)(h)</i>. This would include activities such as:</p> <ul style="list-style-type: none"><li>- Changes and/or additions to end office services optional arrangements (changes in hunt group or screening arrangements).</li><li>- The combination or splitting of FGA or BSA-A hunt groups.</li><li>- A move to a new point of termination within the same CDL.</li><li>- Changes of a telephone number for FGA or BSA-A or Special Access Lines used with a Switching Interface.</li><li>- The activation or deactivation of 500 or 900 SAC NXX codes on a per tandem level or end office basis.</li><li>- Changes, additions or deletions to OSS OPCs, in conjunction with LIDB Query Service.</li><li>- The unblocking or blocking of 0+900 dialing capability on a per tandem level or end office basis.</li><li>- The addition of Operator Services to an existing service.</li><li>- Changes to or additions of Basic Service Elements (BSEs) associated with an established Basic Serving Arrangement</li></ul>	
The Switched Access Ordering Charge will not apply to requests where the customer has existing FGB or BSA-B and/or FGD or BSA-D at a Telephone Company access tandem and the customer wants to add FGB or BSA-B and/or FGD or BSA-D to a subtending end office which is converting to equal access, and the request does not involve physical changes, additions or deletions to the existing facilities.	

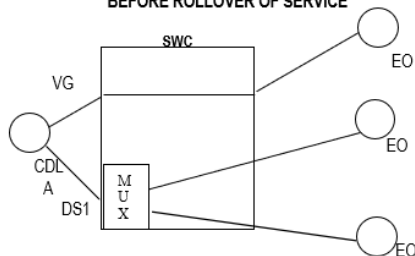
## V. SWITCHED ACCESS (Continued)

<p>The Switched Access Ordering Charge will not apply to requests where the customer has existing FGB or BSA-B and/or FGD or BSA-D and the customer wants to add a new CIC Code to those existing facilities (except as noted above).</p>	
<p>(h) Service Rearrangements</p> <p>Service rearrangements are changes to existing (installed) services which may be administrative only in nature or involve an actual physical change in service.</p>	
<p>Changes in the type of Entrance Facility will be treated as a discontinuance of one type of service and a start of another. The Service Installation charge shall apply to the new Entrance Facility installation.</p>	
<p>Changes in the physical location of the point of termination are treated as moves which are described and charged for as in <i>V.E.2.a.(3)(n)</i>.</p>	
<p>Changes in name or ownership or transfer of responsibility from one customer to another requires the discontinuance of service and the start of a new service when an interruption or relocation of service is involved. The Switched Access Ordering Charge and Service Installation Charge, if appropriate, and any appropriate Minimum Period Charges will apply per service change.</p>	
<p>Administrative changes will be made without charge to the customer. Administrative changes are as follows:</p> <ul style="list-style-type: none"> <li>- Change in name or ownership or transfer of responsibility from one customer to another, provided there is no interruption of use or relocation of Switched Access service.</li> <li>- Change of customer or customer's end user premise address when the change of address is not a result of a physical relocation of equipment,</li> <li>- Change in billing data (name, address or contact name or telephone number),</li> <li>- Change in customer circuit identification,</li> <li>- Change of billing account number,</li> <li>- Change of customer testline number,</li> <li>- Change of customer or customer's end user contact name or telephone number, and</li> <li>- Change of agency authorization.</li> </ul>	
<p>If the change involves only rollovers or grooming, then no charges will apply. A rollover is the retermination of a segment of a lower capacity switched transport entrance facility onto a higher capacity switched transport entrance facility. The rollover must occur in the wire center where the higher capacity service is multiplexed with no other changes to the lower capacity service being reterminated (i.e., the segment must not require rerouting to connect to the multiplexer of the higher capacity service).</p>	

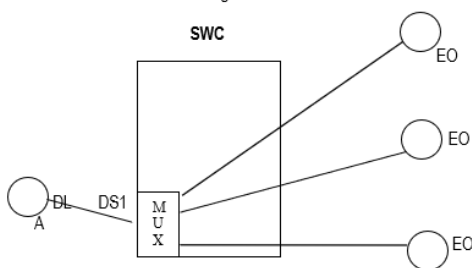
## V. SWITCHED ACCESS (Continued)

Grooming is the retermination of a lower capacity switched transport entrance facility from one channel in a higher capacity switched transport entrance facility to another channel in the same higher capacity service or to another channel in another higher capacity switched transport entrance facility (i.e., change in connecting facility assignment) in the same wire center, with no other changes to the lower capacity service.

EXAMPLE 1 – ROLLOVER OF AN ENTRANCE FACILITY  
CURRENT CONFIGURATION  
BEFORE ROLLOVER OF SERVICE

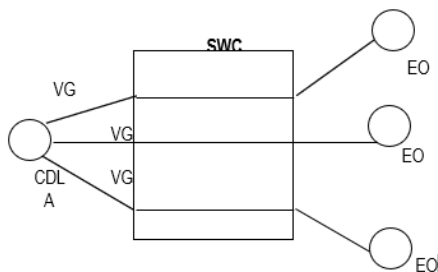


EXAMPLE 1 – ROLLOVER OF AN ENTRANCE FACILITY  
New Configuration

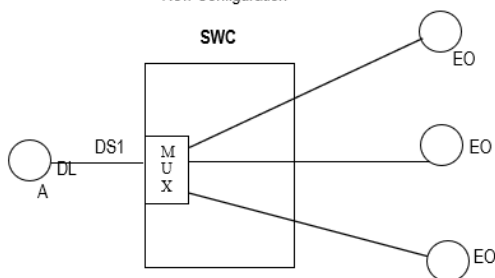


## V. SWITCHED ACCESS (Continued)

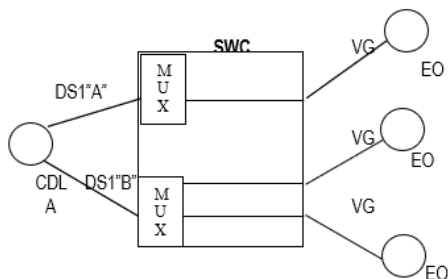
**EXAMPLE 2-ROLLOVER OF AN ENTRANCE FACILITY**  
CURRENT CONFIGURATION



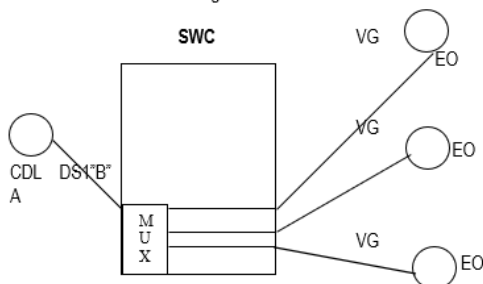
**EXAMPLE 2-ROLLOVER OF AN ENTRANCE FACILITY**  
New Configuration



**GROOMING OF AN ENTRANCE FACILITY**  
CURRENT CONFIGURATION



**GROOMING OF AN ENTRANCE FACILITY**  
New Configuration



## V. SWITCHED ACCESS (Continued)

<p>(i) Design Change Charge</p> <p>A design change is any change to a pending ASR or a change to an existing service which requires engineering review or change. Design changes may include the addition or deletion of End Office Services Optional Arrangements or changes in the signaling arrangements associated with the Entrance Facilities as described in V.B.3.b.. Design changes do not include a change of Switched Access Entrance Facilities or facility type, IC CDL, end user premises, end office switch, or Feature Group type or Basic Serving Arrangement type. Changes of this nature will require the issuance of a new ASR and the cancellation of the original ASR with the appropriate cancellation charges applied.</p>	
<p>The Telephone Company will review the requested change, notify the customer whether the change can be accommodated and if a new service date is required. If the customer authorizes the Telephone Company to proceed with the design change, a Design Change Charge will apply.</p>	
<p>The Design Change Charge for Switched Access Service in Section V.F.1.b. will apply on a per ASR per occurrence basis for each request requiring a design change.</p>	
<p>The Design Change Charge is in addition to any Switched Access Installation or Ordering charges associated with the change requested.</p>	
<p>If a change of service date is required, the Service Date Change Charge in IV.B.2.a. will also apply.</p>	
<p>(j) Installation Charge for FGA or BSA-A Optional Call Blocking Arrangements</p> <p>This charge applies per FGA or BSA-A line equipped with either of the optional call blocking arrangements in Section V.B.5.d. and e.; InterLATA Call Denial on Line or Hunt Group or Call Denial on Line or Hunt Group outside the Access Area. This charge applies in addition to applicable Switched Access Ordering Charges.</p>	
<p>(k) (Reserved for Future Use)</p>	
<p>(l) 0+900 Service</p> <p>A nonrecurring charge is applicable to the unblocking of 0+900 dialing capability in an end office in addition to the rates and charges applicable to Switched Access service outlined in other sections of this tariff. Switched Access ordering charges also apply. The 0+900 service option is not offered without 1+900 access capability.</p>	
<p>Switched Access minutes of use apply to 0+900 usage.</p>	

**V. SWITCHED ACCESS** (Continued)

<p>(m) Change of Switched Access Type</p> <p>Changes from one type of Switched Access to another including the change from Feature Group to Basic Serving Arrangement or the change from Basic Serving Arrangement to Feature Group will be treated as a discontinuance of one type of FIA and start of another. The Switched Access Installation and Ordering Charges will apply, with the following exception:</p> <p>(1) When a customer upgrades a FGA, FGB, or FGC to a FGD at the same first point of switching, the charge will not apply. If however, optional features are added to the service at the time the conversion takes place, the Ordering Charge for these additions will apply.</p>	
<p>(2) When a customer upgrades a BSA-A, BSA-B, or BSA-C to a BSA-D at the same first point of switching, the charge will not apply. If however, a BSE(s) are added to the service at the time the conversion takes place, the Switched Access Ordering Charge for these additions will apply.</p>	
<p>(3) When a customer orders the conversion of FGA to BSA-A, FGB to BSA-B, FGC to BSA-C, or the conversion of FGD to BSA-D at the same first point of switching and without the addition of BSEs not comparable to any optional arrangements already included with the feature group to be converted, the Switched Access Ordering Charge will not apply for a period of 180 days ending May 28, 1996.</p>	
<p>(4) Where a customer has Feature Group B (FGB) and Feature Group D (FGD) at a Telephone Company access tandem, the following application of charges will apply for end office conversions:</p> <p>(a) Where FGB service exists at an end office the customer may retain the FGB service or upgrade the FGB service to FGD service in conjunction with equal access conversion. When the customer requests no physical changes or trunking additions/deletions to the existing facilities, the ordering charge will not apply to retain the existing service or upgrade.</p>	
<p>(b) Where FGB and/or FGD service exists at a Telephone Company access tandem but does not exist at an end office and the customer now wants to add FGB and/or FGD to the end office, the ordering charge will not apply to add the service when the customer requests no physical changes, additions, or deletions to the customer's existing facilities.</p>	
<p>(c) Where FGB and/or FGD service exists at a Telephone Company access tandem and FGB also exists at the end office and the customer wants to retain the FGB service but add FGD service with equal access conversion, the ordering charge will not apply to add the FGD service when the customer requests no physical changes, additions, or deletions to the customer's existing facilities.</p>	

## V. SWITCHED ACCESS (Continued)

<p>(5) Where a customer has BSA-B and BSA-D at a Telephone Company access tandem, the following application of charges will apply for end office conversions:</p> <p>(a) Where BSA-B service exists at an end office the customer may retain the BSA-B service or upgrade the BSA-B service to BSA-D service in conjunction with equal access conversion. When the customer requests no physical changes or trunking additions/deletions to the existing facilities, the ordering charge will not apply to retain the existing service or upgrade.</p>	
<p>(b) Where BSA-B and/or BSA-D service exists at a Telephone Company access tandem but does not exist at an end office and the customer now wants to add BSA-B and/or BSA-D to the end office, the ordering charge will not apply to add the service when the customer requests no physical changes, additions, or deletions to the customer's existing facilities.</p>	
<p>(c) Where BSA-B and/or BSA-D service exists at a Telephone Company access tandem and BSA-B also exists at the end office and the customer wants to retain the BSA-B service but add BSA-D service with equal access conversion, the ordering charge will not apply to add the BSA-D service when the customer requests no physical changes, additions, or deletions to the customer's existing facilities.</p>	
<p>(n) Moves</p> <p>A move involves a change in the physical location of the point of termination of Switched Access. A move normally involves an interruption of Switched Access for the period required to complete the move. The charge for the move depends on whether the move is within the same CDL or to a different CDL.</p> <p>(1) Same CDL</p> <p>When the move is to a new point within the same CDL (same address and/or same building), the Switched Access Ordering Charge in <i>V.F.1.b.</i> will apply. There will be no change in the minimum period requirements. For services subject to payment plan regulations the same payment plan will remain in force.</p>	
<p>(2) A Different CDL</p> <p>When the move is to a different CDL or to an EIS as described in Section XVIII., it will be treated as a disconnect and an installation of Switched Access. The Switched Access Installation and Ordering charges, as specified in <i>V.F.1.b.</i> will apply to the Switched Access, installed at the CDL. A new minimum period will be established for the installed Switched Access. The customer will remain responsible for all remaining minimum period charges associated with the disconnected Switched Access Service. For services subject to payment plan regulations the same payment plan will remain in force.</p>	

**V. SWITCHED ACCESS** (Continued)

b. Toll Free Data Base Query Service		
Query usage charges for Toll Free Data Base Query Service shown in V.F.3.a. apply as follows:		
(1) A Basic Toll Free Data Base Query charge will apply for each basic Toll Free call query completed at the Telephone Company's Toll Free data base. Per query charges are accumulated over a monthly period and billed to the customer on a monthly basis.		
(2) A Premium Toll Free Data Base Query charge will apply for each premium Toll Free call query completed at the Telephone Company's Toll Free data base. Per query charges are accumulated over a monthly period and billed to the customer on a monthly basis.		
c. Network Blocking Charge for Tandem Switched FGB, FGC, FGD, BSA-B, BSA-C, BSA-D and SAC Access Service		
The customer will be notified by the Telephone Company to increase its capacity when excessive trunk group blocking occurs on groups carrying FGB, FGC, FGD, BSA-B, BSA-C, BSA-D or SAC Access Service traffic and the measured access minutes for the Daily Busiest Hour exceed the capacity purchased. Excessive trunk group blocking occurs when the blocking thresholds stated below are exceeded. They are predicated on Daily Busiest Hour measurements for four contiguous weeks using the five (5) highest traffic days of the week, excluding national holidays. The Telephone Company will not bill the customer a Network Blocking Charge if an ASR for additional capacity is received by the Telephone Company within fifteen (15) days of the notification. If an ASR is not received within fifteen (15) days of notification the rate in V.F.1.d., will apply when a.) the Daily Busiest Hour average blocking for the four contiguous weeks exceeds the threshold level and b.) the average originating or two-way usage measured for these same hours exceeds the Switched Access capacity purchased.		
Blocking Thresholds:		
<u>Trunks in Service</u>	<u>1%</u>	<u>1/2%</u>
1-2	.070	.045
3-4	.050	.035
5-6	.040	.025
7 or more	.030	.020
The one percent (1%) blocking threshold is for FGB, FGC, BSA-B, BSA-C and SAC Access Service transmission paths carrying traffic between a CDL and the first point of switching, or FGD and BSA-D transmission paths carrying traffic direct between a CDL and an end office. The one-half percent (1/2%) blocking threshold is for FGD and BSA-D transmission paths carrying traffic between a CDL and an end office via an access tandem.		



## V. SWITCHED ACCESS (Continued)

d. Determination of Interstate Charges for Mixed Interstate and Intrastate Switched Access	
When mixed interstate and intrastate Switched Access Service is provided, all charges, except for the Cross Connect element for EIS, will be prorated based on the jurisdictional distribution of access minutes as in V.C.2. and V.C.3.. The portion of a Switched Access Service to be charged as interstate is determined in the following manner:	
For usage rated elements, multiply the percent interstate use times the total usage, either measured or assumed, rounded to whole access minutes times the appropriate tariff rate element.	
For monthly and nonrecurring rate elements, except the Cross Connect element, multiply the percent interstate use times the quantity of each chargeable element times the stated tariff rate per element.	
The jurisdiction of the Switched Access Cross Connect element will be determined in the same manner as the jurisdiction is determined for Special Access services as described in Section VI.A.6..	
e. Local Dial-It Services	
Customer will be billed charges for terminating Switched Access calls to certain community information services, for which rates are applicable under the Telephone Company General and/or Local Tariffs (e.g., 976 Dial-It Network Services).	
f. Directory Assistance	
Terminating Switched Access calls dialed to Directory Assistance will be rated under the applicable rates for the Switched Access in V.F.. In addition, the charge per call to Directory Assistance in the Telephone Company General and/or Local Tariffs may also apply.	
g. CCS7 Access Service	
CCS7 Access service, connecting a customer's STPs to Telephone Company STPs, requires four STP Port Terminations and four Dedicated Switched Access facilities. CCS7 Access service connecting Customer Signaling or Service Switching Points to Telephone Company STPs requires two (2) STP Port Terminations and two (2) Dedicated Switched Access facilities.	
(1) Dedicated Switched Access	
Dedicated Switched Access is composed of two (2) rate elements: Dedicated Switched Access Line (DSAL) and Dedicated Switched Access Transport (DSAT). The DSAL has an NRC and an MRC. The DSAT has only an MRC and is charged for on a per airline mile basis. The charges for these rate elements are set forth in Section V.F.6.a. and V.F.6.b..	
(2) STP Port Terminations	
Rates and charges applicable to STP Port Terminations are set forth in V.F.7..	

## V. SWITCHED ACCESS (Continued)

<p>When a new mated STP pair partially or fully replaces an existing mated STP pair; Switched Access Ordering charges, DSAL nonrecurring charges, and STP Port Termination charges will not apply to service rearrangements to discontinue Dedicated Switched Access connections at the existing pair and reestablish Dedicated Switched Access connections at the new mated STP pair.</p>	
<p>(3) SS7 Transport</p> <p>SS7 Transport is provided at a flat rated non-distance sensitive rate as set forth in V.F.8.. The transport rate will apply per segment between each local and/or primary STP location.</p>	
<p>h. Description and Application of Rates</p> <p>(1) Determination of Premium Rates and Nonpremium Rates</p> <p>The Interconnection Charge, End Office Switching and Information Surcharge rates are applied either as premium rates or nonpremium rates at the rates set forth in V.F..</p>	
<p>The specific application of premium and nonpremium rates for a specific customer is dependent upon the Feature Group or Basic Serving Arrangement, and the availability of equal access capabilities in the end office or the WATS Serving Office to which the service is provided. The Entrance Facility, Direct-Trunked Transport, Tandem-Switched Transport, Multiplexing and Cross Connect rate elements are not subject to premium and nonpremium rating.</p>	
<p>Premium rates apply to all FGC, FGD, BSA-C and BSA-D access minutes; to all FGA, FGB, BSA-A, BSA-B and SAC Access Service access minutes that originate from or terminate at end offices or WATS Serving Offices equipped with equal access (i.e., BSA-D or FGD) capabilities; and to all FGB or BSA-B access minutes that terminate at end offices not equipped with equal access, when the service is provided to customers who furnish MTS and WATS. Premium rates also apply to switched access minutes that originate or terminate at a Mobile Telephone Switching Office (MTSO) directly interconnected to a Telephone Company access tandem office or to an equal access type end office.</p>	
<p>Premium rates apply to all BSEs provided at end offices and access tandems equipped with equal access and to all BSEs provided in conjunction with BSA-B access minutes that terminate at end offices not equipped with equal access, when the service is provided to customers who furnish MTS and WATS.</p>	
<p>Nonpremium rates (i.e., discounted access minute rates) apply to all FGA, FGB, BSA-A, BSA-B and SAC Access Service access minutes (measured or assumed) that originate from or terminate at end offices or WATS Serving Offices which are not equipped with equal access capabilities, except for FGB or BSA-B terminating access minutes generated by providers of MTS and WATS.</p>	

## V. SWITCHED ACCESS (Continued)

Nonpremium rates apply to all BSEs provided at end offices or access tandems not equipped with equal access except when such BSEs are provided in conjunction with BSA-B access minutes that terminate at end offices not equipped with equal access, when the service is provided to customers who furnish MTS and WATS.	
Nonpremium rates also apply to switched access minutes of use that originate/terminate at a MTSO directly interconnected to a Telephone Company nonequal access type end office.	
When an Access Area has a mixture of equal access and nonequal access end offices and end office specific usage measurement is not available, the provisions in <i>V.E.2.h.(6)</i> will be used to determine the application of premium rates or nonpremium rates.	
<p>(2) Switched Transport</p> <p>Switched Transport is determined as follows:</p> <p>(a) The Tandem-Switched Transport – Facility rate is applied per access minute per airline mile for each Switched Access Feature Group or Basic Serving Arrangement type. Tandem-Switched Transport - Facility airline mileage will be determined as follows:</p>	
Where Direct Transport is ordered between a serving wire center and an access tandem, and Tandem-Switched Transport is ordered to subtending end offices, mileage will be measured from the access tandem to the end office or WSO (for WATS and WATS-type).	
When the end office is acting as a host office, a separate mileage calculation determines the mileage from the host office to the remote office. Traffic originating from and/or terminating to the remote will be billed Tandem-Switched Transport charges. The Tandem Switching charge does not apply to traffic between a host and remote office.	
The V&H coordinate method is used to determine the actual mileage as set forth in NECA-Tariff FCC No. 4. If the calculated miles include a fraction, the value is rounded up to the next full mile.	
Switched Transport rates apply to the switched access minutes of use that originate/terminate at a MTSO directly connected to a Telephone Company access tandem or end office. Where the connection is made directly to an end office, Switched Transport rates (Tandem-Switched Transport or Direct-Trunked Transport, as ordered by the customer) shall apply between the end office and the serving wire center of the customer. Where the connection is made directly to an access tandem, Direct-Trunked Transport shall apply between the access tandem and the serving wire center of the customer. The Tandem Switching charge shall apply to all minutes of use where the MTSO connection is made directly to an access tandem.	
Where Tandem-Switched Transport – Facility is provided by more than one telephone company, the mileage for each will be determined as in <i>III.G.</i> .	

## V. SWITCHED ACCESS (Continued)

The Tandem-Switched Transport – Facility rate will not apply if the CDL serving wire center and the end office are co-located (where V/H - V/H = 0).	
(b) The Tandem-Switched Transport - Termination rate applies per access minute for each termination (i.e., the access tandem and the end office serving the end user, and the host and remote end office) for all Switched Access Feature Group or Basic Serving Arrangement types.	
When both terminations are provided by the Telephone Company, the Tandem-Switched Transport - Termination rate applies twice, including those situations when the terminations are co-located, except where the Tandem-Switched Transport Termination originates or terminates to a Class 4/5 switch.	
When both terminations are provided by the Telephone Company and traffic originates from or terminates to a remote office, the Tandem-Switched Transport - Termination rate applies four times (i.e., for each termination from the access tandem to the host and for each termination from the host to the remote office).	
The Tandem-Switched Transport - Termination rate applies to switched access minutes of use that originate/terminate at a MTSO directly interconnected to a Telephone Company access tandem or end office.	
Where the Tandem-Switched Transport - Facility is provided by more than one telephone company, the Tandem-Switched Transport - Termination rate applies for the termination (i.e., the access tandem or the end office serving the end user) at the Telephone Company end of the Switched Transport as in <i>III.G.</i> . The Tandem-Switched Transport - Termination rate will not apply when the Telephone Company is the intermediate provider of the Tandem-Switched Transport - Facility.	
<p>For Tandem Switched Transport, a Shared Multiplexing Rate will be assessed on all access minutes that traverse a common trunk group from the Telephone Company Access Tandem to an end office, except when the access minutes originate or terminate at the end office part of Class 4/5 switch.</p> <p>Effective July 1, 2021, pursuant to FCC 20-143, released October 9, 2020, existing tandem switching and transport charges for 8YY traffic will be eliminated and a single usage sensitive Joint Tandem Switched Transport access service rate will be established and applied per access minute.</p>	(N)

## V. SWITCHED ACCESS (Continued)

	<p>(c) For FGA or BSA-A, the entrance Facility charge shall apply between the CDL and the serving wire center of the CDL. If the serving wire center is not the dial tone office. Direct-Trunked Transport shall apply between the serving wire center and the dial tone office. Tandem Switched Transport (Facility and Termination) rate, excluding the Tandem Switching charge and the Shared Multiplexing charge, shall apply between the dial tone office and the end office for FGA or BSA-A traffic that originates and .or terminates within the FGA or BSA-A Access Area. For FGA or BSA-A traffic that terminates beyond the FGA or BSA-A Access Area, Switched Transport Rates apply as described in V.E.2.h.(3).</p>	
	<p>(d) The Direct-Trunked Transport rate is applied on a monthly airline mile and termination basis, except that Direct-Trunked Voiceband Transport is applied on a monthly airline mile basis only.</p>	
	<p>To determine the Direct-Trunked Transport airline mileage, the distance will be measured from the wire center that normally serves the CDL to the access tandem, end office, WSO (for WATS and WATS-type), or the end office that serves as the host for a remote office. The V&amp;H coordinate method is used to determine the actual mileage as set forth in NECA Tariff FCC No. 4. If the calculated miles include a fraction, the value is rounded up to the next full mile.</p>	
	<p>For traffic originating from or terminating to a remote office, the mileage will be calculated separately from the end office switch that serves as the host to the remote using the V&amp;H coordinates method. The Direct-Trunked Transport Rate applies from the customer's serving wire center to the end office that serves as the host office. Traffic originating from and/or terminating to the remote will be billed Tandem-Switched Transport charges based on mileage between the host and remote office. The Tandem-Switched Transport - Termination Charge is applicable for each termination between the host and remote office. The Tandem Switching Charge is not applicable for Tandem-Switched Transport between the end office that serves as the host to the remote office.</p>	
	<p>When Telephone Company Hubs are involved, mileage is computed and rates applied separately for each section of the Direct-Trunked Transport, i.e., customer serving wire center to Hub, Hub to Hub, Hub to Tandem or Hub to end office.</p>	
	<p>Where Direct-Trunked Transport includes termination rates, i.e., High Capacity DS1 and DS3 transport, one (1) Termination rate applies for the termination of each end of the interoffice facility.</p>	
	<p>(e) The Entrance Facility rate is a flat-rated charge assessed per Voiceband, DS1 or DS3 termination at the CDL. This charge will apply even if the CDL and the serving wire center are co-located in a Telephone Company building.</p>	

## V. SWITCHED ACCESS (Continued)

	For DS1 Entrance Facilities, a "First System" charge is assessed per Entrance Facility for the first DS1 ordered. When the same customer requests additional DS1 service on the same ASR to be installed at the same time between the same CDL and serving wire center, the "Additional System" charge will apply.	
(f)	The Tandem Switching rate is usage-sensitive and is applied per access minute to all feature groups for Tandem-Switched Transport with three exceptions. The Tandem-Switching Rate is not applicable for Tandem-Switched Transport between a host office and a remote office, nor is it applicable for FGA or BSA-A.	
	The Tandem Switching rate also will not apply to access minutes that originate or terminate at the end office part of a Class 4/5 switch.	
(g)	The Interconnection rate is usage-sensitive and is applied per access minute to all feature groups that utilize the Telephone Company's switched access network. It applies to all minutes of use whether transported via Direct-Trunked Transport, Tandem-Switched Transport, Entrance Facilities, or Switched Access EIS Cross Connect arrangements.	
	The Interconnection Rate has two (2) rate levels. One rate applies to customers utilizing Telephone Company Transport and a different rate that is applicable to Switched Access EIS Cross Connect arrangements.	
(h)	When the Alternate Traffic Routing optional arrangement is provided in conjunction with Feature Groups B and D or BSA-B and BSA-D and the end office or Telephone Company access tandem switch is unable to determine the specific trunk group carrying alternate routed traffic to multiple CDLs, switched transport access minutes will be apportioned among the number of trunk groups utilized to provide this optional arrangement. Such apportionment will occur through the application of Percent Traffic Routed (PTR) values provided by the customer on the ASR. The PTR value for each trunk group, the percentage of total traffic to be attributed to each trunk group, will be determined by dividing the BHMC for each trunk group by the total BHMC for all trunk groups carrying alternate routed traffic. The resulting percentage, or PTR value, for each trunk group will be multiplied times the total alternate routed traffic quantity to apportion usage to the individual trunk group. This apportionment will serve as the basis for the switched transport mileage calculation for alternate routed originating traffic as described herein.	

## V. SWITCHED ACCESS (Continued)

	<p>When Feature Group B or D or BSA-B or BSA-D Switched Access service is terminated from multiple CDLs through a Telephone Company access tandem or is terminated from multiple CDLs directly to an end office and the end office or Telephone Company access tandem is unable to determine the specific trunk group carrying such terminating traffic, switched transport access minutes will be apportioned among the number of trunk groups carrying such terminating traffic. Such apportionment will occur through the application of PTR values provided by the customer on the ASR. The PTR value for each trunk group will be determined by dividing the BHMC for each trunk group by the total BHMC for all trunk groups carrying such terminating traffic. The resulting PTR value for each trunk group will be multiplied times the total terminating traffic quantity to apportion usage to the individual trunk group. This apportionment will serve as the basis for the switched transport mileage calculation for traffic terminating from multiple CDLs as described herein.</p>	
	<p>The PTR values as described herein must be included on any ASR establishing or changing any Switched Access service arrangement requiring the use of PTRs. The notation of such PTR values on ASRs must indicate whether the PTR will be used to apportion alternate routed originating traffic to multiple CDLs or to apportion traffic terminating from multiple CDLs. The Telephone Company may conduct verification audits, not to exceed one (1) each year, for each customer, and for each location. Such audits may be conducted by independent auditors if the Telephone Company and the customer, or the customer alone, is willing to pay the expense.</p>	
	<p>(i) Channel Mileage associated with Direct-Trunked Transport facilities which originate at TRS Interconnections will be calculated on an airline basis, using the V&amp;H Coordinates method, between the serving wire center of the TRS Carrier and the access tandem.</p>	
	<p>Tandem Switched Transport-Facility mileage for access minutes of traffic which originates from TRS Interconnections will be calculated on an airline basis, using the V&amp;H coordinates method, between the access tandem and the serving wire center of the Interexchange Carrier.</p>	
	<p>(3) Extended FGA and BSA-A Terminating Traffic</p> <p>(a) For calls established on a 1+ or expanded seven (7) digit measured calling basis, outside the specific FGA or BSA-A Access Area, however inside the LATA, in conjunction with terminating FGA or BSA-A traffic to an end office equipped with Equal Access capabilities, the following rates apply:</p>	
	<p>for each access minute, the premium rates per access minute for End Office Switching, in V.F.3., the Information Surcharge in V.F.4., and the Interconnection Charge in V.F.2..</p>	
	<p>for each access minute, the Tandem-Switched Transport Facility rate per access minute per airline mile in V.F.2. and the Tandem-Switched Transport - Termination in V.F.2..</p>	

**V. SWITCHED ACCESS** (Continued)

When the serving wire center of the CDL is the dial tone office, the Tandem-Switched Transport - Facility rate is applicable and mileage is measured from the serving wire center (i.e., the dial tone office) of the CDL to the end office.	
When the serving wire center of the CDL is not the dial tone office, the Direct-Trunked Transport rate is applicable for mileage measured between the serving wire center of the CDL and the dial tone office. The Tandem-Switched Transport - Facility rate is applicable for mileage measured between the dial tone office and the end office.	
The Tandem Switching rate is not applicable for Extended FGA or BSA-A terminating traffic.	
(b) For calls established on a 1+ or expanded seven (7) digit measured calling basis, outside the specific FGA or BSA-A Access Area, however inside the LATA, in conjunction with terminating FGA or BSA-A traffic to an end office not equipped with Equal Access capabilities, the following rates apply:	
for each access minute, the nonpremium rates per access minute for End Office Switching, in V.F.3., the Information Surcharge in V.F.4., and the Interconnection Charge in V.F.2..	
for each access minute, the Tandem-Switched Transport - Facility rate per access minute per airline mile in V.F.2. and the Tandem-Switched Transport - Termination in V.F.2..	
When the serving wire center of the CDL is the dial tone office, the Tandem-Switched Transport - Facility rate is applicable and mileage is measured from the serving wire center (i.e., the dial tone office) of the CDL to the end office.	
When the serving wire center of the CDL is not the dial tone office, the Direct-Trunked Transport rate is applicable for mileage measured between the serving wire center of the CDL and the dial tone office. The Tandem-Switched Transport - Facility rate is applicable for mileage measured between the dial tone office and the end office.	
The Tandem Switching Rate is not applicable for Extended FGA or BSA-A terminating traffic.	
(c) When FGA or BSA-A terminating traffic is extended outside the LATA, as in V.B.4.b.(6) Switched Access rate elements, in V.F.3. and V.F.4., will be billed to the FGA or BSA-A customer for the terminating interLATA access function provided via the FGA or BSA-A connection, and Switched Access rate elements, in V.F.2.a. and b., V.F.3. and V.F.4., will be billed to the IC providing the interLATA service to the FGA or BSA-A customer for the originating interLATA access function.	



**V. SWITCHED ACCESS** (Continued)

<p>(4) Equal Access Notification</p> <p>The Telephone Company will provide written notification to all of its customers of record operating within a particular LATA that an end office in that LATA is scheduled to be converted to an equal access end office. This notification will be sent, via U.S. Mail, to each of the Telephone Company's customer of record operating in the LATA where the conversion is scheduled to occur, at least twelve (12) months in advance of the conversion date.</p>	
<p>The customer will have the choice of converting existing services to equal access (i.e., Feature Group D or BSA-D) at no charge or retaining the existing services (with the exception of FGC or BSA-C). Premium rates will apply to the total Access Minutes beginning on the actual conversion date, whether the customer chooses to convert to FGD or retain existing services.</p>	
<p>(a) Where a customer has Feature Group B (FGB) and Feature Group D (FGD) at a Telephone Company access tandem, the following application of charges will apply for end office conversions:</p> <p>(i) Where FGB service exists at an end office the customer may retain the FGB service or upgrade the FGB service to FGD service in conjunction with equal access conversion. When the customer requests no physical changes or trunking additions/deletions to the existing facilities, the ordering charge will not apply to retain the existing service or upgrade.</p>	
<p>(ii) Where FGB and/or FGD service exists at a Telephone Company access tandem but does not exist at an end office and the customer now wants to add FGB and/or FGD to the end office, the ordering charge will not apply to add the service when the customer requests no physical changes, additions, or deletions to the customer's existing facilities.</p>	
<p>(iii) Where FGB and/or FGD service exists at a Telephone Company access tandem and FGB also exists at the end office and the customer wants to retain the FGB service but add FGD service with equal access conversion, the ordering charge will not apply to add the FGD service when the customer requests no physical changes, additions, or deletions to the customer's existing facilities.</p>	
<p>Premium rates will apply to the total Access Minutes beginning on the actual conversion date, whether the customer chooses to convert to FGD or retain existing services.</p>	
<p>(b) Where a customer has BSA-B and BSA-D at a Telephone Company access tandem, the following application of charges will apply for end office conversions:</p> <p>(i) Where BSA-B service exists at an end office the customer may retain the BSA-B service or upgrade the BSA-B service to BSA-D service in conjunction with equal access conversion. When the customer requests no physical changes or trunking additions/deletions to the existing facilities, the ordering charge will not apply to retain the existing service or upgrade.</p>	

**V. SWITCHED ACCESS** (Continued)

<p>(ii) Where BSA-B and/or BSA-D service exists at a Telephone Company access tandem but does not exist at an end office and the customer now wants to add BSA-B and/or BSA-D to the end office, the ordering charge will not apply to add the service when the customer requests no physical changes, additions, or deletions to the customer's existing facilities.</p>	
<p>(iii) Where BSA-B and/or BSA-D service exists at a Telephone Company access tandem and BSA-B also exists at the end office and the customer wants to retain the BSA-B service but add BSA-D service with equal access conversion, the ordering charge will not apply to add the BSA-D service when the customer requests no physical changes, additions, or deletions to the customer's existing facility.</p>	
<p>(5) End Office Switching</p> <p>End Office Switching is available on a bundled or unbundled basis. End Office Switching - Bundled (EOSB) rates apply to Switched Access services provided as Feature Groups. End Office Switching - Unbundled (EOSU) rates apply to Switched Access services provided as Basic Serving Arrangements.</p>	
<p>When equal access becomes available, premium rates for end office switching 1 (EOS1) and end office switching 2 (EOS2) will apply as follows:</p> <p>(a) FGA and BSA-A customers will pay the EOS1 rate for all FGA or BSA-A access minutes originating from or terminating at that end office except as in (f).</p>	
<p>(b) FGB or BSA-B customers with no FGD or BSA-D service provided at the same end office will pay the EOS1 rate for all FGB or BSA-B access minutes originating from or terminating at that end office except as in (f).</p>	
<p>(c) FGB and BSA-B customers with FGD or BSA-D service provided at the same end office will pay the EOS1 rate for FGB or BSA-B access minutes originating from that end office and the EOS2 rate for FGB or BSA-B access minutes terminating at that end office.</p>	
<p>(d) FGD and BSA-D customers will pay the EOS2 rate for all FGD or BSA-D access minutes originating from or terminating at that end office.</p>	
<p>(e) SAC Access Service customers will pay the EOS2 rate for all SAC Access minutes originating from that end office.</p>	
<p>(f) When FGA or BSA-A or FGB and BSA-B is used for terminating WATS or WATS-type services, the customer will pay the EOS2 rate for all terminating access minutes.</p>	
<p>(g) End Office Switching rates do not apply to switched access minutes of use that originate or terminate at MTSOs directly interconnected to a Telephone Company access tandem office.</p>	

## V. SWITCHED ACCESS (Continued)

<p>(6) Transitional Billing Arrangements</p> <p>Transitional billing arrangements apply when FGA, FGB, BSA-A, or BSA-B Switched Access Service is provided to a first point of switching (i.e., dial tone office for FGA and BSA-A and an access tandem for FGB and BSA-B) which has usage originating from and/or terminating at both end offices that have been converted to equal access and end offices that have not been converted. Transitional billing will occur in the following manner:</p> <p>(a) Premium and nonpremium rates for Switched Access Service (including the Carrier Common Line Charge) will apply as discussed in <i>V.E.2.h.(1)</i>, with an exception as in <i>(b)(ii)</i>.</p>	
<p>(b) The number of access minutes to be rated as premium or nonpremium access minutes is determined as follows:</p> <p>(i) Where measurement capability exists, and end office specific usage data is available, premium rates will apply as discussed in <i>V.E.2.h.(1)</i>.</p>	
<p>(ii) Where measurement capability does not exist and/or end office specific usage data is not available, originating and/or terminating usage will be apportioned between premium and nonpremium as follows. The usage to be apportioned will be the recorded usage or the assumed usage in <i>V.E.2.i.(3)</i>. Such apportionment will be based on a ratio of the number of subscriber lines in the Access Area of the end office containing the customer's first point of switching to the total number of subscriber lines in that Access Area. The ratio thus developed is applied to the total measured or assumed originating FGA and BSA-A usage, terminating FGA and BSA-A usage, originating FGB and BSA-B usage or terminating FGB and BSA-B usage, as applicable, to apportion usage among all end offices in the Access Area in order to determine the apportioned usage that is to be billed as premium or nonpremium.</p>	
<p>The ratios used to apportion FGA, FGB, BSA-A, and BSA-B minutes will be updated on a quarterly basis dependent upon the availability of line data from other telephone companies. The ratios to be used for the succeeding quarter will be provided to the customer with the last bill rendered in the quarter or mailed separately within five (5) working days after the first day of the new quarter (i.e., January, April, July and October). For purposes of administering this provision: 1.) subscriber lines are defined as exchange service lines, Centrex lines and Centrex-type lines provided by the Telephone Company under its General and/or Local Tariff and 2.) the Access Area is defined as the local calling area of the end office switch from which the FGA or BSA-A is provided for originating and terminating FGA and BSA-A, and for all end offices subtending a customer selected access tandem for originating and terminating FGB and BSA-B.</p>	

## V. SWITCHED ACCESS (Continued)

	<p>(iii) Where FGD or BSA-D Switched Access Service is subscribed to by a customer in an end office(s) where FGA, FGB, BSA-A, or BSA-B access minutes have been allocated in accordance with (ii), such access minutes will be adjusted in the following manner.</p> <ul style="list-style-type: none"> <li>- For each FGD or BSA-D access minute originating from or terminating at that end office, the originating or terminating FGA, FGB, BSA-A, or BSA-B premium access minutes allocated, as in (ii), will be reduced to nonpremium on a one for one basis, but in no event shall the reduction exceed the total number of FGA, FGB, BSA-A, or BSA-B access minutes originating from or terminating at that end office.</li> </ul>	
	<ul style="list-style-type: none"> <li>- When FGA, FGB, BSA-A, or BSA-B originating or terminating minutes are greater than the FGD or BSA-D originating or terminating minutes, the difference (the greater amount) is identified as premium FGA, FGB, BSA-A, or BSA-B minutes in the equal access end office, the residual amount (i.e., the remaining minutes) in that end office is considered as nonpremium usage and billed at nonpremium rates.</li> </ul>	
	<ul style="list-style-type: none"> <li>- FGA, FGB, BSA-A, or BSA-B minutes apportioned to end offices converted to equal access, but FGD or BSA-D is not subscribed to by the customer, will be considered as premium minutes for billing.</li> </ul>	
	<p>(c) Once the allocation for transitional billing, as in (ii) and (iii) is completed, all Switched Access rate elements will be billed based on this allocation.</p>	
	<p>Switched Transport Facility mileage for the access minutes apportioned will be calculated on an airline basis, using the V&amp;H coordinates method, between each end office to which minutes have been apportioned and the serving wire center for the CDL.</p>	
	<p>Specific details and methodology used to apportion FGA, FGB, BSA-A or BSA-B minutes as described in the preceding paragraphs will be provided to the customer upon request within fifteen (15) days of the receipt of such request.</p>	
	<p>(7) Tandem Switch Signaling (TSS)</p> <p>TSS will be provided via FGD or BSA-D Switched Access, 500 SAC Access, or 900 SAC Access services with either multifrequency (MF) address signaling or SS7 Out of Band Signaling. TSS is available with originating calling only, terminating calling only, or, where available, two-way calling trunks. TSS two-way calling trunks are only available from end offices where the switch technology is capable of measuring the terminating usage on two-way TSS equipped trunks. Where the end office switch technology is not capable of measuring terminating usage on two-way calling TSS equipped trunks, the customer must order originating calling only or terminating calling only trunks for use with TSS.</p>	

## V. SWITCHED ACCESS (Continued)

<p>Switched Access connections to the customer's access tandem location(s) shall be via Direct-Trunked Transport, Entrance Facility, and/or a customer's transmission equipment and facilities using DS1 or DS3 Cross Connect arrangement where the customer is provided Expanded Interconnection Service as described in Section XVIII.. The Switched Access Entrance Facility provides the facility, including interface arrangement, between the point of termination at the customer designated location and the Telephone Company's serving wire center. Direct-Trunked Transport provides the interoffice facilities dedicated to a single customer between the serving wire center and end offices. TSS is not available via a Telephone Company access tandem. The facilities ordered by the customer for connectivity from the customer's access tandem to an IC's CDL is provided via Special Access facilities as described in Section VI..</p> <ul style="list-style-type: none"><li>- For originating usage the owner of the carrier identification code will be billed for all usage.</li></ul>	
<ul style="list-style-type: none"><li>- For terminating usage all associated Switched Access usage charges are the responsibility of the TSS customer. At the TSS customer's request, the Telephone Company will bill each of the TSS customer's users directly for their respective usage, if the TSS customer agrees to furnish the Telephone Company, free of charge, the call detail information necessary to bill its users. This call detail information must be provided daily for the previous day's usage in industry standard format (i.e., 1101-20 Expanded Message Record format with end office level detail). The information must be provided by either electronic transmission or magnetic tape as specified by the Telephone Company.</li></ul>	
<p>If the TSS customer fails to provide the call detail information or fails to provide information in the required format within thirty (30) days from the call activity date, then the TSS customer will be billed for that day's usage. Where the total usage measured by the Telephone Company differs from the total amount of usage provided by the TSS customer's call detail information, the Telephone Company will work cooperatively with the TSS customer to resolve the discrepancies.</p>	
<p>The TSS customer must retain documentation in support of the billing information for a period of fifteen months after submission of the billing tapes to the Telephone Company. The Telephone Company reserves the right to audit billing tape information upon thirty (30) days' notice to the TSS customer. In the event of a discrepancy, if final agreement cannot be reached, charges will be billed based on the results of the audit.</p>	
<p>(8) NXX Translation Nonrecurring Charge</p> <p>The NXX Translation Nonrecurring Charge, as set forth in <i>V.F.1.c.</i>, shall apply to each 500 NXX code activated or deactivated in a Telephone Company switch capable of performing the customer identification function for 500 SAC Access Service. The total nonrecurring charge per customer order shall be determined by multiplying the number of switches in which the Telephone Company must activate or deactivate the NXX code within the serving area specified by the customer's order times the appropriate nonrecurring charge. Separate nonrecurring charges apply to the activation or deactivation of the first NXX code contained on the customer's ASR and to the activation or deactivation of each additional NXX code contained on the same ASR. In addition, the Switched Access Ordering Charge, as set forth in <i>V.F.1.b.</i> will apply per ASR submitted for the activation or deactivation of NXX codes.</p>	

**V. SWITCHED ACCESS** (Continued)

<p>(9) Dedicated Trunk Port Charge</p> <p>The Dedicated Trunk Port charge, as set forth in <i>V.F.2.i.</i>, shall apply for termination of a dedicated trunk at the access tandem or an end office. It is flat-rated and is assessed per voicegrade or DS1 channel terminating at an end office or access tandem.</p>	
<p>The End Office Dedicated Trunk Port is billed as originating and terminating based on a Percent Originating Usage (POU) factor of fifty percent (50%).</p> <p>Originating Calculation  = PIU x Originating Rate x Quantity x POU</p> <p>Terminating Calculation  = PIU x Terminating Rate x Quantity x (100 – POU)</p>	
<p>The Access Tandem Dedicated Trunk Port is billed as a single rate element that does not distinguish between originating and terminating usage.</p>	
<p>(10) Shared Trunk Port Charge</p> <p>The Shared Trunk Port, as set forth in <i>V.F.3.e.</i>, provides for the termination of a Tandem-Switched Trunk at an end office. The Shared Trunk Port is usage rated and shall be assessed to all access minutes which utilize Tandem-Switched Transport. This includes minutes of use associated with FGA service when traffic is terminated in an end office that is not the dial tone office and on minutes of use provided at a remote office.</p>	
<p>The Shared Trunk Port charge will not apply to access minutes that originate or terminate at the end office part of a Class 4/5 switch.</p>	
<p>The Shared Trunk Port charge does not apply to switched access minutes of use that originate or terminate at MTSOs directly interconnected to a Telephone Company access tandem.</p>	
<p>When the Tandem-Switched Transport is provided by more than one telephone company, the Shared Trunk Port charge shall be billed by the Telephone Company in whose territory the end office is located, as in <i>III.G.3.g.</i>.</p>	
<p>(11) Carrier Identification Parameter (CIP)</p> <p>The Carrier Identification Parameter (CIP) provides for the transmission of the Carrier Identification Code (CIC) or the access code 101XXXX to the customer with the Initial Address Message (1AM). CIP will be populated by a four (4) digit CIC at the rates shown in <i>V.F.12.</i>. The monthly recurring rate is applicable per trunk. The nonrecurring charge is applicable per CIC. Per trunk group. The nonrecurring charge has two (2) rate levels. There is a nonrecurring charge applicable to trunk groups direct to the access tandem and a nonrecurring charge applicable to trunk groups direct to an end office.</p>	

**V. SWITCHED ACCESS** (Continued)

<p>i. Measuring Access Minutes</p> <p>Customer traffic to end offices will be measured (i.e., recorded or assumed) by the Telephone Company at end offices or Telephone Company access tandems. Originating and terminating calls will be measured (i.e., recorded or assumed) by the Telephone Company to determine the basis for computing chargeable access minutes. For terminating calls over FGA, FGB, FGC, BSA-A, BSA-B, BSA-C (to SAC Access and Directory Assistance Services) and FGD and BSA-D, the measured access minutes are the chargeable access minutes. For originating calls over FGA, FGB, BSA-A and BSA-B the measured access minutes are the chargeable access minutes.</p>	
<p>For originating calls over FGC or BSA-C, chargeable access minutes are derived from measured access minutes through the use of a Telephone Company factor. A description of the factor is in (4).</p>	
<p>FGA or BSA-A access minutes, or fractions thereof, are accumulated over the billing period for each line or hunt group, and are then rounded up to the nearest access minute for each line or hunt group. FGB, FGC, FGD, BSA-B, BSA-C and BSA-D access minutes or fractions thereof, are accumulated over the billing period for each office, and are then rounded up to the nearest access minute for each end office. The exact value of the fraction is a function of the switch technology where the measurement is made.</p>	
<p>When measurement capability for FGA, FGB, BSA-A and BSA-B is not available, access minutes shall be assumed as described in (3).</p>	
<p>When usage data is required for a specific end office in an Access Area with multiple end offices, and usage to that office cannot be measured, a portion of total usage will be allocated to the specific end office based upon the portion of subscriber lines served by that end office. When the Telephone Company is the SEC and when specific usage is not available from the PEC, the total usage measured or assumed at the FPOS will be apportioned to the SEC based upon the ratio of the total subscriber lines in each SEC exchange to the total number of subscriber lines in the PEC's EAS area served by the dial tone office for FGA or for BSA-A.</p> <p>(1) FGA and BSA-A Usage Measurement</p> <p>For originating calls over FGA or BSA-A, usage measurement begins when the FGA or BSA-A first point of switching receives an off-hook supervisory signal forwarded from the CDL. Where FGA or BSA-A is used for MTS/WATS-type service, this off-hook signal is generally provided by the customer's equipment. Where FGA or BSA-A is used for FCO/ONAL-type services, the off-hook signal is generally forwarded by the customer's equipment when the called party answers.</p>	
<p>The measurement of originating call usage over FGA or BSA-A ends when the FGA or BSA-A first point of switching receives an on-hook supervisory signal from either the end office switch, indicating the originating end user has disconnected, or the CDL, whichever is recognized first by the first point of switching.</p>	

## V. SWITCHED ACCESS (Continued)

	<p>For terminating calls over FGA or BSA-A, usage measurement begins when the FGA or BSA-A first point of switching receives an off-hook supervisory signal from the end office switch, indicating the terminating end user has answered. The measurement of terminating call usage over FGA or BSA-A ends when the terminating FGA or BSA-A first point of switching receives an on-hook supervisory signal from either the end office switch, indicating the terminating end user has disconnected, or the CDL, whichever is recognized first by the first point of switching.</p>	
(2) FGB and BSA-B Usage Measurement	<p>For originating calls over FGB or BSA-B, usage measurement begins when the FGB or BSA-B first point of switching receives the first acknowledgement from the CDL, indicating the customer's equipment has answered.</p>	
	<p>The measurement of originating call usage over FGB or BSA-B ends when the FGB or BSA-B first point of switching receives disconnect supervision from either the end office switch, indicating the originating end user has disconnected, or the CDL, whichever is recognized first by the first point of switching.</p>	
	<p>For terminating calls over FGB or BSA-B, usage measurement begins when the FGB or BSA-B first point of switching receives answer supervision from the end office switch, indicating the terminating end user has answered.</p>	
	<p>The measurement of terminating call usage over FGB or BSA-B ends when the FGB or BSA-B first point of switching receives disconnect supervision from either the end office switch, indicating the terminating end user has disconnected, or the CDL, whichever is recognized first by the first point of switching.</p>	
(3) Usage Measurement Not Available for FGA, FGB, BSA-A and BSA-B	<p>When originating and/or terminating measurement capability does not exist, the number of access minutes per FGA or BSA-A line or FGB or BSA-B trunk, per month, will be assumed based on the following:</p> <ul style="list-style-type: none"> <li>- A single monthly surrogate of assumed minutes per two-way line/trunk per month shall apply as in V.F.7.. For FGA or BSA-A lines, the terminating assumed usage will be forty-seven percent (47%) of the two-way surrogate and the originating assumed usage will be fifty-three (53%) of the two-way surrogate. For FGB or BSA-B trunks, the terminating assumed usage will be one-half (1/2) of the two-way surrogate and the originating will be one-half (1/2) of the two-way surrogate.</li> </ul>	
	<ul style="list-style-type: none"> <li>- When measurement capabilities do not exist for a one-way FGA or BSA-A line or FGB or BSA-B trunk, a single monthly surrogate of assumed minutes per one way line/trunk per month shall apply as in V.F.9..</li> </ul>	
	<ul style="list-style-type: none"> <li>- When measurement capabilities do not exist in one direction for a two-way line (e.g., recording for terminating only) the number of access minutes per line, per month will be the assumed surrogate for a two-way line or the recorded usage for the single direction, whichever is greater.</li> </ul>	



## V. SWITCHED ACCESS (Continued)

<p>- In the event of measurement equipment failure, minutes of use will be determined as follows:</p> <p>For the initial month of service, FGA, FGB, BSA-A, or BSA-B minutes will be assumed as indicated above unless actual usage recorded prior to the failure is greater than the assumed usage.</p> <p>For subsequent months, the greater of 1.) actual usage recorded prior to the failure, or 2.) the average of the three (3) month current months' usage (or less if three (3) months are not available) will be used.</p>	
<p>(4) FGC and BSA-C Usage Measurement</p> <p>For originating calls over FGC or BSA-C, usage measurement begins when the originating FGC or BSA-C first point of switching receives answer supervision from the CDL, indicating the called party has answered. However, for billing purposes usage begins at the time that the originating end user's call is delivered by the Telephone Company, and acknowledged as received by the customer's facilities connected with the originating central office.</p>	
<p>For originating calls over FGC or BSA-C, measured access minutes are converted into chargeable access minutes using the following equation and factor:</p> $\text{Originating Minutes} = \text{Conversation minutes} + (\text{factor} \times \text{quantity of completed calls})$ $\text{Factor} = \frac{\text{Non-conversation minutes per completed call} + [(\text{non-conversation minutes per incompleting call}) \times (1 - \text{completion ratio})]}{\text{completion ratio}}$	
<p>The measurement of originating call usage over FGC or BSA-C ends when the FGC or BSA-C first point of switching receives disconnect supervision from either the end office switch, indicating the originating end user has disconnected, or the CDL, whichever is recognized first by the first point of switching.</p>	
<p>For terminating calls over FGC or BSA-C to services other than SAC Access or Directory Assistance, terminating FGC or BSA-C usage is not directly measured at the first point of switching, but is derived from originating usage, excluding usage from calls to SAC Access or Directory Assistance Services.</p>	
<p>Terminating call usage over FGC or BSA-C, other than SAC Access and Directory Assistance, is derived from originating usage as follows:</p> $\text{Terminating Minutes} = \text{Originating conversation minutes} \times \text{In/out ratio}$ $\text{In/Out Ratio} = \frac{\text{Relationship between originating (i.e., Out) and terminating (i.e., In) conversation minutes}}{\text{terminating (i.e., In) conversation minutes}}$	

**V. SWITCHED ACCESS** (Continued)

For terminating calls over FGC or BSA-C to SAC Access or Directory Assistance Service, usage measurement begins when the FGC or BSA-C first point of switching receives answer supervision from the end office switch, indicating the terminating SAC Access Service end user has answered, or from the Directory Assistance Service location, indicating the Directory Assistance operator has answered.	
The measurement of terminating call usage over FGC or BSA-C to SAC Access or Directory Assistance Services ends when the FGC or BSA-C first point of switching receives an on-hook supervisory signal from the end office switch, indicating the terminating SAC Access Service end user has disconnected, or from the Directory Assistance location, indicating the Directory Assistance operator has disconnected, or from the CDL, whichever occurs first.	
(5) FGD and BSA-D Usage Measurement	
For originating calls over FGD or BSA-D with multifrequency (MF) signaling, usage measurement begins when the FGD or BSA-D first point of switching receives the first wink supervisory signal forwarded from the CDL.	
For originating calls over FGD or BSA-D with SS7 Out of Band Signaling, usage measurement for direct trunks begins when the FGD or BSA-D first point of switching sends an Initial Address Message. Usage measurement for tandem trunks begins when the FGD or BSA-D first point of switching receives an Exit Message.	
The measurement of originating call usage over FGD or BSA-D with MF signaling ends when the FGD or BSA-D first point of switching receives disconnect supervision from either the end office switch, indicating the originating end user has disconnected, or the CDL, whichever is recognized first by the first point of switching.	
The measurement of originating call usage over FGD or BSA-D with SS7 Out of Band Signaling ends when a Release Message is sent or received by the originating end user's end office, whichever occurs first.	
For terminating calls over FGD or BSA-D with either MF or SS7 Out of Band Signaling, usage measurement begins when the FGD or BSA-D first point of switching receives answer supervision from the end office switch, indicating the terminating end user has answered.	
The measurement of terminating call usage over FGD or BSA-D with MF signaling ends when the FGD or BSA-D first point of switching receives disconnect supervision from either the end office switch, indicating the terminating end user has disconnected, or the CDL, whichever is recognized first by the first point of switching.	
The measurement of terminating call usage over FGD or BSA-D with SS7 Out of Band Signaling ends when the FGD or BSA-D first point of switching receives or sends a Release Message, whichever occurs first.	

## V. SWITCHED ACCESS (Continued)

<p>(6) Usage Measurement Not Available for FGC, BSA-C, FGD and BSA-D</p> <p>In the even the customer message detail is not available because the Telephone Company lost or damaged tapes or experienced recording system outages, the Telephone Company will estimate the volume of lost customer access minutes of use based on previous actual recorded usage.</p>	
<p>(7) SAC Access Service Usage Measurement</p> <p>SAC Access Service usage measurement shall be in accordance with the regulations set forth for FGC, FGD, BSA-C, and BSA-D. Specifically, for usage originating from end offices not equipped with equal access capabilities, access minutes shall be measured in the same manner in which FGC or BSA-C access minutes are measured. For usage originating from end offices equipped with equal access capabilities, access minutes shall be measured in the same manner in which FGD or BSA-D access minutes are measured.</p>	
<p>j. FGD and BSA-D Switched Access Servicer With 950-XXXX Access</p> <p>When a customer orders FGD or BSA-D Switched Access Service with 950-XXXX Access, as described in <i>V.B.5.t.</i>, to be included with the installation of new FGD or BSA-D switched access facilities, appropriate Switched Access Installation Charges and Switched Access Ordering Charges will apply for the installation of the new FGD or BSA-D switched access facilities.</p>	
<p>When a customer orders FGD or BSA-D Switched Access Service with 950-XXXX Access to be added to an existing FGD or BSA-D switched access service, only the Switched Access Ordering Charge and the Design Change Charge will apply for the addition of this optional end office service arrangement.</p>	
<p>3. <i>Switched Access Cross Connect</i></p> <p>The Switched Access Cross Connect charge provides the communications path between Telephone Company provided Switched Access Services and a customer's transmission equipment and facilities where the customer is provided EIS as defined in Section <i>XVIII.</i>. The DS0 cross connect arrangement may connect directly to a Telephone Company provided Switched Access Voiceband Direct Trunked Transport. The DS1 Cross Connect arrangement may connect directly to Telephone Company provided Switched Access Services at a DS1 interface, to DS1 Direct Trunked Transport, or to a Telephone Company provided DS1 multiplexing arrangement. The DS3 Cross Connect arrangement may connect directly to DS3 Direct Trunked Transport or a Telephone Company provided DS3 to DS1 multiplexing arrangement. When a DS3 Direct Trunked Transport or Cross Connect arrangement is requested for connection to Switched Access Services, a DS3/DS1 multiplexing arrangement is required. The Cross Connect charge applies per DS1 or DS3 connection. Rates for DS1 and DS3 Cross Connect arrangements are listed in <i>V.F.9.</i>.</p>	

## V. SWITCHED ACCESS (Continued)

<p>4. <i>Switched Access Zone Density Rate Plan</i></p> <p>Description of the Plan</p> <p>a. The Zone Density Rate Plan is a methodology used for rating Switched Access Transport services. The Zone Density Plan assigns every Serving Wire Center (SWC) or Telephone Company access tandem to one of three zones. The Serving Wire Center, CLLI Codes and zones are listed in Section XX.. Rate zone assignments are established based upon the traffic density of each wire center and are divided into three (3) categories. Zone 1/Band A SWCs have the highest density of services, Zone 2/Band B SWCs have intermediate density of services and Zone 3/Band C SWCs have the lowest density of services. Zone Density Plan rates become effective in a study area concurrent with the first operational Expanded Interconnection Service (EIS), as described in Section XVIII., in that study area.</p>	
<p>The Zone Density Rate Plan applies to the following Switched Access Services:</p> <ul style="list-style-type: none"> <li>- Entrance Facility</li> <li>- Direct-Trunked Transport Facility</li> <li>- Direct-Trunked Transport Termination</li> <li>- Tandem-Switched Transport Facility</li> <li>- Tandem-Switched Transport Termination</li> <li>- Tandem Switching</li> <li>- DS1 to Voice Multiplexing Arrangement</li> <li>- DS3 to DS1 Multiplexing Arrangement</li> <li>- Shared Multiplexing</li> </ul> <p>(1) The Entrance Facility is rated according to the zone of the serving wire center of the CDL.</p>	
<p>(2) Distance Sensitive Transport charges:</p> <ul style="list-style-type: none"> <li>- When the distance is measured between wire centers within the same rate zone, the distance sensitive transport will be rated according to the zone of the serving wire center of the CDL and the end office.</li> </ul>	
<ul style="list-style-type: none"> <li>- When the distance is measured between wire centers in two different zones, the distance sensitive transport will be rated at the higher zone rate.</li> </ul>	
<p>(3) Transport Terminations will be rated according to the zone of the end office and the zone of the SWC of the CDL (or other rating point, e.g., Hub Wire Center). Each termination is separately rated based on the zone of the terminating location.</p>	
<p>(4) Tandem Switching will be rated according to the zone of the Telephone Company access tandem office.</p>	
<p>(5) Multiplexing arrangements dedicated and/or shared will be rated according to the zone of the Hub wire center.</p>	
<p>b. The Zone Density Rate Plan is not applicable to End Office Switching, Interconnection, Carrier Common Line, Information Surcharge, and nonrecurring charges.</p>	

## V. SWITCHED ACCESS (Continued)

<p><b>5. Application of Rates for FGA or BSA-A Extension Service</b></p> <p>FGA or BSA-A is available with extensions (i.e., additional terminations of the service at different buildings in the same LATA). FGA or BSA-A extensions are provided and charged for as Special Access. The rate elements which apply are Special Transport (from the extension bridging point to the wire center serving the CDL), and Special Access Lines. All appropriate monthly rates and nonrecurring charges are in VI.G..</p>	
<p><b>6. Switched Access DS1 Optional Payment Plan (OPP)<sup>24</sup></b></p> <p>General:</p> <p>Customer subscribing to the Switched DS1 OPP will be assessed a nonrecurring charge (NRC) for installations of each Entrance Facility as set forth in V.F.2.i..</p>	
<p>The terms and conditions specified herein are applicable to DS1 Entrance Facility services.</p>	
<p>Only the Entrance Facility rate element is available under an OPP. All other associated rate elements or additional features are available under the standard month-to-month tariffed rates and regulations.</p>	
<p>DS1 OPP Entrance Facility rates will not be greater than standard month-to-month entrance facility rates.</p>	
<p>The customer must designate the term commitment period and the quantity of First System DS1 OPP Entrance Facilities committed to for the OPP on the subscription form.</p>	
<p>When a customer elects to subscribe to an OPP arrangement for switched DS1 service, only the Entrance Facility rate element is subject to the OPP terms and conditions.</p>	
<p>The installation charge associated with DS1 services subscribed to an OPP are set forth in V.E.2.a.(3)(e)(ii).</p>	
<p>Discount factors:</p> <p>Discount factors are percentage discounts applied to the DS1 Month-to-Month First System rate as shown in V.F.2.i. to derive the applicable tariff rate for each term commitment period. The resulting discounted tariff rate will be calculated to the same number of decimal places as the undiscounted tariff rate.</p>	
<p>Customers will be billed Entrance Facility charges for each term commitment period based on the tariffed discounted rate as shown in V.F.2.i.. The billable portion (the complement of the discount factor) of the non-discounted tariffed rate used to derive the discounted rate will also be displayed on the customer's service record (CSR).</p>	

<sup>24</sup> Grandfathered to existing service effective December 31, 2003.

**V. SWITCHED ACCESS** (Continued)

Furthermore, a rate cap will apply under a plan where no shortfalls, reassessment of savings or early termination occurs. The rate cap is generally equal to the undiscounted rate at the beginning of the plan. If price increases occur and the discounted rate as shown in V.F.2./i. exceeds the rate cap, the rate cap is charged in place of the discounted rate.	
<p>Annual Commitment Levels:</p> <p>To obtain the price discount, the customer agrees to subscribe to a specified level of DS1 OPP Entrance Facilities over a committed period of time. The commitment is expressed as a monthly quantity of units associated with the various rate elements. To meet its commitment, a customer must meet both an Average Monthly Billed Quantity (AMQ) and an In-service (the quantity in service during the last month of each annual assessment period) Billed Quantity level (ISQ).</p>	
<p>Start and Stop Date:</p> <p>The Term commitment period is initiated at the beginning of a month (start date) and is completed, in one (1) year increments, at the end of a pre-determined month (stop date). During this time period, the discount is applied to the base rate.</p>	
<p>Anniversary Dates:</p> <p>Anniversary dates occur between the start and stop dates. For a one (1) year plan, the anniversary date is the end date of the plan. For multi-year plans, anniversary dates occur at the end of each twelve (12) month period of the plan.</p>	
<p>Rate Changes:</p> <p>Decreased in the OPP monthly recurring Entrance Facility rates will be passed on to the subscribers.</p>	
<p>Ordering and Renewal Options:</p> <p>Written notice of discontinuance must be given by the customer at least thirty (30) days prior to actual discontinuance. Monthly recurring charges under the plan will apply for a period of thirty (30) days from the date the Company receives discontinuance notification or until the end of the month following receipt of discontinuance notification, whichever period is longer.</p>	
Switched Access DS1 Optional Payment Plans are limited to customers of record as of December 31, 2003. Existing customers may exit their current plan within ninety (90) days of the effective date of the tariff with no termination liability. Existing customer that elect to stay in their current plan will be converted to the corresponding month-to-month DS1 services following the expiration of their OPP arrangement.	
Unless the customer gives a notice of discontinuance, existing Switched DS1 OPP services will be converted to the corresponding month-to-month DS1 services upon the expiration of their current period without service or billing interruption. No nonrecurring charges will apply.	

## V. SWITCHED ACCESS (Continued)

<p>Upgrade to Higher Speed Service:</p> <p>Customers elect to upgrade service(s) to a higher speed through aggregation of existing services or service additions during an OPP period subject to the following conditions:</p> <ul style="list-style-type: none"><li>- The upgraded service will be subject to all appropriate nonrecurring charges.</li><li>- Termination liability charges will not apply as long as the upgraded service remains connected at the same point of termination(s) or meets the requirements set forth in V.E.2.a.(3)(n)(ii).</li><li>- If the upgrade involves establishing a multiplexing arrangement, termination liability charges will not apply if the hub wire center is the same one associated with the customer designated location.</li></ul>	
<p>Shortfall and Early Termination:</p> <p>When a DS1 service is discontinued prior to the end of the term commitment period or the number of DS1 Entrance Facilities under the plan falls below one hundred percent (100%) of the commitment level, the customer may be liable for shortfall, reassessment of savings and early termination charges.</p>	
<p>Determination:</p> <p>Each plan will be reviewed at the end of the third (3<sup>rd</sup>) month following plan anniversary or early termination date to determine if commitment levels were achieved. AMQ and ISQ shortfall monthly units will be assessed and applied independently of each other.</p>	
<p>Assessment:</p> <p>Shortfall calculation – A comparison of actual AMQ to committed AMQ and actual ISQ to committed to ISQ is made. The difference is multiplied by a shortfall factor of twenty percent (20%). The resultant shortfall units are rated at the current tariff rate.</p>	
<p>Reassessment of savings calculation - A comparison of actual AMQ to committed AMQ and actual ISQ to committed ISQ is made. For a one year plan, actual units are re-rated at the current tariff rate. The difference between the actual units rated at the current tariff rate and at the discounted rate represents the reassessment of savings.</p>	
<p>For a multi-year plan terminating after the first (1<sup>st</sup>) year, actual units are re-rated using the discount factor for a plan of that length. For example, a five (5) year plan terminating in the third (3<sup>rd</sup>) year would re-rate all actual units using the discount rate for a three (3) year plan.</p>	
<p>Early Termination Calculation only applies during the first six months of a multi-year term commitment plan. One hundred percent (100%) of the average monthly commitment units for six (6) months (penalty months) are rated at the current tariff rate.</p>	

## V. SWITCHED ACCESS (Continued)

<p>The following describes the application of shortfall charges and early termination charges:</p> <ul style="list-style-type: none"> <li>- If actual units are less than the commitment, the shortfall penalty apply.</li> <li>- If termination occurs during the first six (6) months of the plan, the shortfall penalty, reassessment of savings and early termination charges apply.</li> <li>- If termination occurs after six (6) months but before one (1) year, the shortfall and reassessment of savings penalties apply.</li> <li>- If termination occurs after one (1) year but before a plan's stop date, actual units for all previous months are re-rated using the discount rate for a plan of that length. In addition, the shortfall unit charge for the year in which the termination occurs also applies.</li> </ul>	
<p>Termination Without Liability:</p> <p>Should the recurring charges for a customer's DS1 service increase from the original recurring charges during the term commitment period, the customer may, at their option, terminate the DS1 service without penalty or liability.</p>	
<p><b>7. Shared Use Analog and Digital High Capacity Services</b></p> <p>Monthly charges for a DS1 or DS3 high capacity shared used facility will be apportioned between Switched and Special Access based on the relative proportion of channels used for switched and special access in the following manner.</p>	
<p>If the facility is ordered as Special Access, rating as Special Access will continue until such time as a portion of the available capacity is used to provide Switched Access service. As individual channels are activated for Switched Access, monthly charges will be apportioned between Switched and Special Access based on the number of channels used for Switched Access and the number of remaining channels on the Special Access facility according to the following formula:</p> <ul style="list-style-type: none"> <li>- The total shared use charge is equal to the Monthly Switched Access Charge times the number of channels used for Switched Access divided by twenty-four (24) for DS1 or six hundred seventy-two (672) for DS3 plus the monthly Special Access Charge times the number of channels remaining for Special Access divided by twenty-four (24) for DS1 or six hundred seventy-two (672) for DS3.</li> </ul>	
<p>If the facility is ordered as Switched Access, rating as Switched Access will continue until such time as a portion of the available capacity is used to provide Special Access service. As individual channels are activated for Special Access, monthly charges will be apportioned between Switched and Special Access based on the number of channels used for Special Access and the number of remaining channels on the Switched Access Facility according to the following formula:</p> <ul style="list-style-type: none"> <li>- The total shared use charge is equal to the Monthly Special Access Charge times the number of channels used for Special Access divided by twenty-four (24) for DS1 or six hundred seventy-two (672) for DS3 plus the monthly Switched Access Charge times the number of channels remaining for Switched Access divided by twenty-four (24) for DS1 or six hundred seventy-two (672) for DS3.</li> </ul>	



## V. SWITCHED ACCESS (Continued)

<p>The monthly Switched and Special Access rate used will be the appropriate rate (Special Access SAL, Transport, Multiplexer and/or Cross Connect Arrangement and Switched Access Entrance Facility, Direct-Trunked Transport, Multiplexer and/or Cross Connect Arrangement) for the underlying shared use facility. Customers will be permitted to subscribe to term commitments that differ between Switched and Special Access services on shared use facilities. Upon expiration of the term commitment for Switched or Special Access services, the Telephone Company will continue to bill the customer as described in V.E.8.. If the customer chooses to discontinue service at the expiration of a term commitment period, billing will be based on the facility charges for the remaining service. Discontinuance prior to the expiration of term commitment periods will be subject to charges described in V.E.6., V.E.7. and V.E.8..</p>	
<p>8. <i>Basic Service Elements (BSEs)</i></p> <p>Recurring rates and charges for Basic Service Elements (BSEs) in V.B.22. are applied on a premium or nonpremium basis as discussed in V.E.2.h.(1). The Switched Access Ordering Charge will not apply when a customer orders BSEs in conjunction with the establishment of a Basic Serving Arrangement (BSA) or the conversion of a feature group to a BSA. The Switched Access Ordering Charge will apply to changes to or additions of BSEs associated with an established BSA. The application of monthly recurring charges or usage rates to BSEs are as follows.</p> <p>a. Alternate Traffic Routing – BSE</p> <p>Premium and nonpremium nonrecurring charges in V.F.11. apply per trunk group equipped.</p>	
<p>b. Automatic Number Identification (ANI) – (BSE)</p> <p>Rates in V.F.11. apply per ANI attempt.</p>	
<p>c. User Transfer</p> <p>Monthly recurring charges in V.F.11. apply per line arranged.</p>	
<p>d. Hunt Group Arrangement - BSE</p> <p>Premium and nonpremium monthly recurring charges in V.F.11. apply per line equipped.</p>	
<p>e. Queuing - BSE</p> <p>Premium and nonpremium monthly recurring charges in V.F.11. apply per group equipped.</p>	
<p>f. Uniform Call Distribution - BSE</p> <p>Premium and nonpremium monthly recurring charges in V.F.11. apply per line equipped.</p>	
<p>g. Simplified Message Desk Interface (SMDI) - BSE</p> <p>Premium and monthly recurring charges in V.F.11. apply per DNAL.</p>	

## V. SWITCHED ACCESS (Continued)

h. Premier Messaging Service Interface (PMSI) - BSE Monthly recurring charges in V.F.11. apply.			
i. Signaling System 7 Message Waiting Indicator (SS7MWI) Signaling Service - BSE Monthly recurring charges in V.F.11., apply per LATA.			
j. Remote Call Forwarding - BSE Premium and nonpremium monthly recurring charges in V.F.11. apply per line.			
k. Direct Inward Dialing (DID) - BSE Monthly recurring charges in V.F.11. apply.			
l. Billed Number Screening (BNS) - BSE Monthly recurring charges in V.F.11. apply per line screened.			
<b>F. <u>Rates and Charges</u></b>			
1. <i>Nonrecurring Charges</i>			
a. (Reserved for Future Use)			
b. Switched Access Service Ordering Charges and Design Change Charge			
	<u>Switched Access Ordering Charge</u>	<u>Design Change Charge</u>	
<u>Jurisdiction</u>	<u>Per ASR</u>	<u>Per ASR</u>	
Idaho	100.00	38.04	
Oregon	100.00	38.04	
Washington	100.00	38.04	
c. 500 NXX Translation Charge			
	<u>First NXX Per ASR/Per End Office</u>	<u>Each Additional NXX Per ASR/Per End Office</u>	
<u>Jurisdiction</u>			
Idaho	21.00	11.00	
Oregon	21.00	11.00	

**V. SWITCHED ACCESS** (Continued)

d. Network Blocking Charge		Applies to FGB, FGC, FGD, BSA-B, BSA-D and SAC	
<u>Jurisdiction</u>	<u>Access Service Per Call</u>		
Idaho	.016		
Oregon	.016		
Washington	.016		
e. FGA and BSA-A Optional Toll Blocking		Per FGA or BSA-A Line	
<u>Jurisdiction</u>	<u>Nonrecurring Charge</u>		
Idaho	5.32		
Oregon	5.32		
Washington	5.32		
f. 0+900 Service		Per End Office	
<u>Jurisdiction</u>	<u>Nonrecurring Charge</u>		
Idaho	300.00		
Oregon	300.00		
Washington	300.00		

## V. SWITCHED ACCESS

<i>2. Switched Transport</i>		
a. Tandem-Switched Transport – Facility		
	Tandem-Switched Transport - Facility	
	Per Originating Non-8YY Access Minute Per Airline	Per Terminating Access Minute Per Airline Mile
Jurisdiction	Mile	
Idaho – End Office	0.0000020	0.0000000
Idaho – 3 <sup>rd</sup> Party	0.0000020	0.0000020
Oregon – End Office		
Zone 1	0.0000020	0.0000000
Zone 2	0.0000020	0.0000000
Zone 3	0.0000020	0.0000000
Washington – End Office		
Zone 1	0.0000020	0.0000000
Zone 2	0.0000020	0.0000000
Zone 3	0.0000020	0.0000000
Oregon – 3 <sup>rd</sup> Party		
Zone 1	0.0000020	0.0000020
Zone 2	0.0000020	0.0000020
Zone 3	0.0000020	0.0000020
Washington – 3 <sup>rd</sup> Party		
Zone 1	0.0000020	0.0000020
Zone 2	0.0000020	0.0000020
Zone 3	0.0000020	0.0000020

TRANSMITTAL NO. 6

## V. SWITCHED ACCESS

b. Tandem-Switched Transport – Termination		
<u>Jurisdiction</u>	<u>Tandem-Switched Transport - Termination</u>	
	<u>Per Access Minute, Per Termination</u>	<u>Per Access Minute, Per Originating Non-8YY</u>
Idaho – End Office	0.0000000	0.0000000
Idaho – 3 <sup>rd</sup> Party	0.0000000	0.0000020
Oregon – End Office		
Zone 1	0.0000000	0.0000000
Zone 2	0.0000000	0.0000000
Zone 3	0.0000000	0.0000000
Washington – End Office		
Zone 1	0.0000000	0.0000000
Zone 2	0.0000000	0.0000000
Zone 3	0.0000000	0.0000000
Oregon – 3 <sup>rd</sup> Party		
Zone 1	0.0000000	0.0000000
Zone 2	0.0000000	0.0000000
Zone 3	0.0000000	0.0000000
Washington – 3 <sup>rd</sup> Party		
Zone 1	0.0000000	0.0000000
Zone 2	0.0000000	0.0000000
Zone 3	0.0000000	0.0000000

TRANSMITTAL NO. 6

## V. SWITCHED ACCESS

c. Tandem Switching Rate		
<u>Jurisdiction</u>	<u>Tandem Switching Rate</u>	
	<u>Per Originating Non-8YY Access Minute</u>	<u>Per Terminating Access Minute</u>
Idaho – End Office	0.0024000	0.0000000
Idaho – 3 <sup>rd</sup> Party	0.0024000	0.0024000
Oregon – End Office		
Zone 1	0.0043318	0.0000000
Zone 2	0.0043318	0.0000000
Zone 3	0.0043318	0.0000000
Washington – End Office		
Zone 1	0.0036642	0.0000000
Zone 2	0.0036642	0.0000000
Zone 3	0.0036642	0.0000000
Oregon – 3 <sup>rd</sup> Party		
Zone 1	0.0043318	0.0043318
Zone 2	0.0043318	0.0043318
Zone 3	0.0043318	0.0043318
Washington – 3 <sup>rd</sup> Party		
Zone 1	0.0036642	0.0036642
Zone 2	0.0036642	0.0036642
Zone 3	0.0036642	0.0036642
d. 8YY Joint Tandem Switched Transport Rate		
<u>Jurisdiction</u>	<u>Rate</u>	
Idaho	0.00100000	
Oregon	0.00100000	
Washington	0.00100000	

TRANSMITTAL NO. 6

## V. SWITCHED ACCESS

e. Shared Multiplexing	
	<u>Shared Multiplexing</u>
<u>Jurisdiction</u>	<u>Per Access</u>
	<u>Minute</u>
Idaho – Terminating End Office	0.0000000
Idaho – Terminating 3 <sup>rd</sup> Party	0.0000000
Idaho – Originating Non-8YY	0.0000000
Oregon – Terminating End Office	
Zone 1	0.0000000
Zone 2	0.0000000
Zone 3	0.0000000
Washington – Terminating End Office	
Zone 1	0.0000000
Zone 2	0.0000000
Zone 3	0.0000000
Oregon – Terminating 3 <sup>rd</sup> Party	
Zone 1	0.0000000
Zone 2	0.0000000
Zone 3	0.0000000
Washington – Terminating 3 <sup>rd</sup> Party	
Zone 1	0.0000000
Zone 2	0.0000000
Zone 3	0.0000000
Oregon – Originating Non-8YY	
Zone 1	0.0000000
Zone 2	0.0000000
Zone 3	0.0000000
Washington – Originating	
Zone 1	0.0000000
Zone 2	0.0000000
Zone 3	0.0000000

TRANSMITTAL NO. 6

## V. SWITCHED ACCESS

f. Interconnection Rate				
	<u>Nonpremium Rate</u>		<u>Premium Rate</u>	
	Telephone Company Provided Transport		Telephone Company Provided Transport	
	Per	Per	Per	Per
	Originating 8YY and Non-8YY	Terminating	Originating 8YY and Non-8YY	Terminating
<u>Jurisdiction</u>	<u>Access Minute</u>	<u>Access Minute</u>	<u>Access Minute</u>	<u>Access Minute</u>
Idaho	0.0000000	0.0000000	0.0000000	0.0000000
Oregon	0.0000000	0.0000000	0.0000000	0.0000000
Washington	0.0000000	0.0000000	0.0000000	0.0000000
	Per EIS	Per EIS	Per EIS	Per EIS
	Originating	Terminating	Originating	Terminating
<u>Jurisdiction</u>	<u>Access Minute</u>	<u>Access Minute</u>	<u>Access Minute</u>	<u>Access Minute</u>
Idaho	0.0000000	0.0000000	0.0000000	0.0000000
Oregon	0.0000000	0.0000000	0.0000000	0.0000000
Washington	0.0000000	0.0000000	0.0000000	0.0000000
g. Direct-Trunked Transport – Voiceband				
	Direct-Trunked Transport Facility-Voiceband <u>Per Airline Mile, Per Month</u>			
<u>Jurisdiction</u>				
Idaho				
Price Band A	5.00			
Price Band B	5.00			
Price Band C	5.00			
N-MSA	5.00			
Oregon				
Price Band A	4.90			
Price Band B	4.90			
Price Band C	4.90			
N-MSA	4.90			
Washington				
Price Band A	5.00			
Price Band B	5.00			
Price Band C	5.00			
N-MSA	5.00			

TRANSMITTAL NO. 6



## V. SWITCHED ACCESS

### h. Direct-Trunked Transport – DS1

<u>Jurisdiction</u>	<u>Direct-Trunked Transport-Facility – DS1 Per Airline Mile, Per Month</u>	<u>Direct-Trunked Transport-Termination – DS1 Monthly Rate</u>
Oregon		
Price Band A	8.67	26.00
Price Band B	11.83	35.46
Price Band C	14.91	44.72
Zone 1	7.88	23.64
Zone 2	10.75	32.24
Zone 3	13.55	40.65
Washington		
Price Band A	7.37	22.12
Price Band B	9.32	27.95
Price Band C	10.57	31.72
Zone 1	6.70	20.11
Zone 2	8.47	25.41
Zone 3	9.61	28.84
Idaho		
Price Band A	16.50	45.10
Price Band B	16.50	45.10
Price Band C	16.50	45.10
N-MSA	15.00	41.00

**V. SWITCHED ACCESS** (Continued)

i. Direct-Trunked Transport – DS3		
<u>Jurisdiction</u>	<u>Direct-Trunked Transport-Facility – DS31 Per Airline Mile, Per Month</u>	<u>Direct-Trunked Transport-Termination – DS3 Monthly Rate</u>
Idaho		
Price Band A	51.19	511.94
Price Band B	51.19	511.94
Price Band C	51.19	511.94
N-MSA	46.54	465.40
Oregon		
Price Band A	43.40	432.91
Price Band B	54.18	547.80
Price Band C	60.00	585.00
Zone 1	39.45	393.55
Zone 2	49.25	498.00
Zone 3	60.00	585.00
Washington		
Price Band A	54.09	547.25
Price Band B	59.68	598.18
Price Band C	65.29	649.35
Zone 1	49.17	497.50
Zone 2	54.25	543.80
Zone 3	59.35	590.32

**V. SWITCHED ACCESS** (Continued)

j. Dedicated Trunk Port			
	End Office Dedicated Trunk Port Originating Voiceband	End Office Dedicated Trunk Port Originating DS1	
<u>Jurisdiction</u>	<u>Monthly Rate, Per Channel</u>	<u>Monthly Rate, Per Channel</u>	
Idaho	26.27	10.50	
Oregon	28.75	12.50	
Washington	28.50	12.50	
	End Office Dedicated Trunk Port Terminating Voiceband	End Office Dedicated Trunk Port Terminating DS1	
	<u>Monthly Rate, Per Channel</u>	<u>Monthly Rate, Per Channel</u>	
Idaho	0.00	0.00	
Oregon	0.00	0.00	
Washington	0.00	0.00	
	Access Tandem Dedicated Trunk Port Voiceband	Access Tandem Dedicated Trunk Port DS1	
	<u>Monthly Rate, Per Channel</u>	<u>Monthly Rate, Per Channel</u>	
Idaho	13.00	8.50	
Oregon	19.70	8.70	
Washington	23.05	9.00	
k. Entrance Facility – 2-Wire and 4-Wire Voiceband			
	Service Installation Charge	Entrance Facility – 2-Wire Voiceband	Entrance Facility – 4-Wire Voiceband
<u>Jurisdiction</u>	<u>Per Entrance Facility</u>	<u>Monthly Rate</u>	<u>Monthly Rate</u>
Idaho			
Price Band A	200.00	30.61	45.82
Price Band B	200.00	30.61	45.82
Price Band C	200.00	30.61	45.82
N-MSA	200.00	30.61	45.82
Oregon			
Price Band A	200.00	29.45	45.94
Price Band B	200.00	29.45	45.94
Price Band C	200.00	29.45	45.94
N-MSA	200.00	29.45	45.94
Washington			
Price Band A	200.00	29.15	45.47
Price Band B	200.00	29.15	45.47
Price Band C	200.00	29.15	45.47
N-MSA	200.00	29.15	45.47

ISSUED: JUNE 3, 2020

EFFECTIVE: JUNE 18, 2020

ISSUED BY ZIPLY FIBER TELEPHONE COMPANIES

BY JESSICA EPLEY, REGULATORY & EXTERNAL AFFAIRS DIRECTOR

## V. SWITCHED ACCESS (Continued)

I. Entrance Facility – DS1		
<u>Jurisdiction</u>	Entrance Facility – DS1 Each Service Installation <u>Charge</u>	<u>Monthly Rate</u>
Idaho		
Price Band A	450.00	330.00
Price Band B	450.00	330.00
Price Band C	450.00	330.00
N-MSA	450.00	330.00
Oregon		
Price Band A	450.00	275.00
Price Band B	450.00	302.50
Price Band C	450.00	330.00
Zone 1	450.00	250.00
Zone 2	450.00	275.00
Zone 3	450.00	300.00
Washington		
Price Band A	450.00	236.50
Price Band B	450.00	253.00
Price Band C	450.00	275.00
Zone 1	450.00	215.00
Zone 2	450.00	230.00
Zone 3	450.00	250.00

**V. SWITCHED ACCESS** (Continued)

m. Entrance Facility – DS3				
<u>Jurisdiction</u>	<u>Entrance Facility – DS3 Electrical Interface</u>		<u>Entrance Facility – DS3 Optical Interface</u>	
	<u>Installation Charge</u>	<u>Monthly Rate</u>	<u>Service Installation</u>	<u>Monthly Rate</u>
Idaho				
Price Band A	1,000.00	1,750.00	750.00	1,443.75
Price Band B	1,000.00	1,750.00	750.00	1,443.75
Price Band C	1,000.00	1,750.00	750.00	1,443.75
N-MSA	1,000.00	1,750.00	750.00	1,312.50
Oregon				
Price Band A	1,000.00	1,188.00	750.00	810.00
Price Band B	1,000.00	1,292.38	750.00	913.59
Price Band C	1,000.00	1,750.00	750.00	1,125.00
Zone 1	1,000.00	1,080.00	750.00	810.00
Zone 2	1,000.00	1,174.89	750.00	913.59
Zone 3	1,000.00	1,750.00	750.00	1,125.00
Washington				
Price Band A	1,000.00	1,210.00	750.00	810.00
Price Band B	1,000.00	1,304.60	750.00	937.50
Price Band C	1,000.00	1,650.00	750.00	1,125.00
Zone 1	1,000.00	1,100.00	750.00	810.00
Zone 2	1,000.00	1,186.00	750.00	937.50
Zone 3	1,000.00	1,500.00	750.00	1,125.00

**V. SWITCHED ACCESS** (Continued)

n. Multiplexing				
<u>Jurisdiction</u>	<u>DS1 To Voice</u>		<u>DS3 to DS1</u>	
	<u>Service Installation Charge</u>	<u>Monthly Rate</u>	<u>Service Installation Charge</u>	<u>Monthly Rate</u>
Idaho				
Price Band A	800.00	243.15	450.00	465.74
Price Band B	800.00	243.15	450.00	465.74
Price Band C	800.00	243.15	450.00	465.74
N-MSA	800.00	243.15	450.00	465.74
Oregon				
Price Band A	800.00	214.50	450.00	457.00
Price Band B	800.00	218.40	450.00	457.00
Price Band C	800.00	224.30	450.00	457.00
Zone 1	800.00	190.00	450.00	393.55
Zone 2	800.00	197.50	450.00	498.00
Zone 3	800.00	200.00	450.00	585.00
Washington				
Price Band A	800.00	215.00	450.00	535.70
Price Band B	800.00	220.00	450.00	535.70
Price Band C	800.00	225.00	450.00	535.70
Zone 1	800.00	190.00	450.00	497.50
Zone 2	800.00	195.00	450.00	543.80
Zone 3	800.00	200.00	450.00	590.32
o. Entrance Facility – DS1-Optional Payment Plan (Discounted Rate)				
<u>Jurisdiction</u>	<u>Five Year Monthly Rate</u>			
Washington				
Zone 1			215.00	
Zone 2			230.00	
Zone 3			250.00	

## V. SWITCHED ACCESS

3. *End Office Services*

a. Toll Free Data Base

Data Base Query Charge

<u>Jurisdiction</u>	<u>Rate Per Query</u>
Idaho	0.002224
Oregon	0.002224
Washington	0.002224

b. End Office Switching – Bundled (EOSB)

The unbundled rates for End Office Switching are based on originating and terminating Access Minutes.

Nonpremium Rates

<u>Jurisdiction</u>	Per Originating 8YY <u>Access</u> <u>Minute</u>	Per Originating Non-8YY <u>Access Minute</u>	Per Terminating <u>Access Minute</u>
Idaho	.00031035	.0006207	.00000000
Oregon	.0004968	.0009936	.00000000
Washington	.0004197	.0008394	.00000000

Premium EOS1 and EOS2 Rates

<u>Jurisdiction</u>	Per Originating 8YY <u>Access</u> <u>Minute</u>	Per Originating Non-8YY <u>Access Minute</u>	Per Terminating <u>Access Minute</u>
Idaho	.0006897	.0013794	.00000000
Oregon	.00110405	.0022081	.00000000
Washington	.0009327	.0018654	.00000000

TRANSMITTAL NO. 12

## V. SWITCHED ACCESS

### c. End Office Switching – Unbundled (EOSU) – Circuit Switched Line

The unbundled rates for End Office Switching are based on originating and terminating Access Minutes.

<u>Nonpremium Rates</u>			
<u>Jurisdiction</u>	<u>Per Originating 8YY Access Minute</u>	<u>Per Originating Non-8YY Access Minute</u>	<u>Per Terminating Access Minute</u>
Idaho	.00031035	.0006207	.00000000
Oregon	.0004968	.0009936	.00000000
Washington	.0004197	.0008394	.00000000
<u>Premium EOS1 and EOS2 Rates</u>			
<u>Jurisdiction</u>	<u>Per Originating 8YY Access Minute</u>	<u>Per Originating Non-8YY Access Minute</u>	<u>Per Terminating Access Minute</u>
Idaho	.0006897	.0013794	.00000000
Oregon	.00110405	.0022081	.00000000
Washington	.0009327	.0018654	.00000000

### d. End Office Switching – Unbundled (EOSU) – Circuit Switched Trunk

The unbundled rates for End Office Switching are based on originating and terminating Access Minutes.

<u>Nonpremium Rates</u>			
<u>Jurisdiction</u>	<u>Per 8YY Originating Access Minute</u>	<u>Per Originating Non-8YY Access Minute</u>	<u>Per Terminating Access Minute</u>
Idaho	.00031035	.0006207	.00000000
Oregon	.0004968	.0009936	.00000000
Washington	.0004197	.0008394	.00000000
<u>Premium EOS1 and EOS2 Rates</u>			
<u>Jurisdiction</u>	<u>Per 8YY Originating Access Minute</u>	<u>Per Originating Non-8YY Access Minute</u>	<u>Per Terminating Access Minute</u>
Idaho	.0006897	.0013794	.00000000
Oregon	.00110405	.0022081	.00000000
Washington	.0009327	.0018654	.00000000

TRANSMITTAL NO. 12



## V. SWITCHED ACCESS

e. Shared Trunk Port			
<u>Jurisdiction</u>	<u>Per Originating 8YY Access Minute</u>	<u>Per Originating Non-8YY Access Minute</u>	<u>Per Terminating Access Minute</u>
Idaho	.00032035	.0006407	.00000000
Oregon	.0003572	.0007144	.00000000
Washington	.00019305	.0003861	.00000000
4. Information Surcharge			
The rates for Information Surcharge are based on originating and terminating Access Minutes.			
	<u>Nonpremium 8YY Rates Information Surcharge</u>	<u>Premium 8YY Rates Information Surcharge</u>	
<u>Jurisdiction</u>	<u>Per Access Minute</u>	<u>Per Access Minute</u>	
Idaho	.00000000	.00000000	
Oregon	.00000000	.00000000	
Washington	.00000000	.00000000	
	<u>Nonpremium Non-8YY Rates Information Surcharge</u>	<u>Premium Non-8YY Rates Information Surcharge</u>	
<u>Jurisdiction</u>	<u>Per Access Minute</u>	<u>Per Access Minute</u>	
Idaho	.00000000	.00000000	
Oregon	.00000000	.00000000	
Washington	.00000000	.00000000	
5. FGA and BSA-A Usage Sensitive Credit Allowance			
	<u>Usage Sensitive Service Credit Allowance</u>		
<u>Jurisdiction</u>	<u>Credit Per Originating FGA or BSA-A Access Minute<sup>25</sup></u>		
Idaho	.00146480		
Oregon	.00099770		
Washington	.00099770		

<sup>25</sup> This credit is applied to the End Office Switching rate element.

## V. SWITCHED ACCESS

6. CCS7 Access Service – Dedicated Switched Access			
a. 56 Kbps Digital Facilities			
	Dedicated Switched Access Transport (Per Airline Mile)	Dedicated Switched Access Line	
<u>Jurisdiction</u>	<u>Monthly Rate</u>	Nonrecurring <u>Charge</u>	<u>Monthly Rate</u>
Idaho	.98	100.00	96.54
Oregon	2.44	100.00	83.33
Washington	2.08	100.00	71.90

b. High Capacity Digital DS1 (1.544 Mbps) Facilities			
	Dedicated Switched Access Transport (Per Airline Mile)	Dedicated Switched Access Line	
<u>Jurisdiction</u>	<u>Monthly Rate</u>	Nonrecurring <u>Charge</u>	<u>Monthly Rate</u>
Idaho	3.02	1,500.00	172.76
Oregon	8.57	1,500.00	224.09
Washington	17.79	1,500.00	312.55

7. CCS7 Access Service – STP Port Termination		
<u>Jurisdiction</u>	Nonrecurring <u>Charge</u>	Monthly <u>Rate</u>
Idaho	66.00	225.00
Oregon	69.00	280.28
Washington	54.00	491.17

8. CCS7 Access Service – SS7 Transport		
<u>Jurisdiction</u>	Primary STP To Primary STP <u>Monthly Rate</u>	Primary STP to Any Local STP <u>Monthly Rate</u>
Indiana	900.00	600.00
Washington	900.00	600.00

## V. SWITCHED ACCESS (Continued)

9. Assumed Minutes of Use Monthly Surrogate

	Per Two Way Line/Trunk		Per One Way Line/Trunk Originating Only		Terminating Only	
Jurisdiction	FGA or BSA-A	FGB or BSA-B	FGA or BSA-A	FGB or BSA-B	FGA or BSA-A	FGB or BSA-B
Idaho	*	*	*	*	*	*
Oregon	*	*	*	*	*	*
Washington	*	*	*	*	*	*

\* These jurisdictions either have all existing services measured or have no customers at this time. In the event an ASR is received for a new customer and there is no measurement capability for the office requested, a traffic study will be made to establish a surrogate and such surrogate will be tariffed.

10. Switched Access Cross Connect

Rates and Charges:

Jurisdiction	DS0 Monthly Rate	DS1 Monthly Rate	DS3 Monthly Rate
Idaho	1.98	5.03	38.94
Oregon	2.10	4.90	37.57
Washington	2.12	4.66	34.09

11. Basic Service Elements

a. Alternate Traffic Routing – BSE

Jurisdiction	Nonpremium Nonrecurring Charge Per Trunk Group Equipped	Premium Nonrecurring Charge Per Trunk Group Equipped
Idaho	27.13	60.28
Oregon	29.35	65.22
Washington	33.76	75.02

b. Automatic Number Identification (ANI) – BSE

Jurisdiction	Rate Per ANI Attempt
Idaho	0.00013
Oregon	0.00014
Washington	0.00015

**V. SWITCHED ACCESS** (Continued)

c. User Transfer - BSE				
<u>Jurisdiction</u>	<u>Monthly Rates</u>			
	<u>Per Line Arranged</u>			
Idaho	1.50			
Oregon	1.50			
Washington	1.50			

d. Hunt Group Arrangement - BSE				
<u>Jurisdiction</u>	<u>Nonpremium Monthly Rates</u>	<u>Premium Monthly Rates</u>		
	<u>Per Line Equipped</u>	<u>Per Line Equipped</u>		
Idaho	1.35	3.00		
Oregon	1.35	3.00		
Washington	1.35	3.00		

e. Queuing - BSE				
<u>Jurisdiction</u>	<u>Nonpremium Monthly Rates</u>	<u>Premium Monthly Rates</u>		
	<u>Per Group Equipped</u>	<u>Per Group Equipped</u>		
Idaho	6.75	15.00		
Oregon	6.75	15.00		
Washington	6.75	15.00		

f. Uniform Call Distribution - BSE				
<u>Jurisdiction</u>	<u>Nonpremium Monthly Rates</u>	<u>Premium Monthly Rates</u>		
	<u>Per Line Equipped</u>	<u>Per Line Equipped</u>		
Idaho	2.02	4.49		
Oregon	2.19	4.86		
Washington	2.31	5.13		

g. Simplified Message Desk Interface (SMDI) - BSE				
<u>Jurisdiction</u>	<u>Nonpremium</u>	<u>Premium</u>		
	<u>Monthly Recurring Rate</u>	<u>Monthly Recurring Rate</u>		
	<u>Per DNAL</u>	<u>Per DNAL</u>		
Idaho	87.86	195.25		
Oregon	95.06	211.24		
Washington	100.44	223.19		

**V. SWITCHED ACCESS** (Continued)

h. Premier Messaging Services Interface (PMSI) - BSE			
		<u>Monthly Rate</u>	
Premier Messaging Services Interface BSE - Per Arrangement, Per Month		\$500.00	
i. Signaling System 7 Message Waiting Indicator (SS7MWI) Signaling Service - BSE			
		<u>Monthly Rate</u>	
SS7MWI Signaling Service		\$500.00 per Messaging Arrangement	
j. Remote Call Forwarding - BSE			
	Nonpremium Monthly Recurring Rate Per Line	Premium Monthly Recurring Rate Per Line	
<u>Jurisdiction</u>	<u>(FOMNX)</u>	<u>(FOMPX)</u>	
Idaho	7.20	16.00	
Oregon	7.20	16.00	
Washington	7.20	16.00	
k. Direct Inward Dialing (DID) - BSE			
	Monthly Recurring Rate Per DID Term	Monthly Recurring Rate Per Block of 20 Numbers	
<u>Jurisdiction</u>	<u>(NDT)</u>	<u>(ND4)</u>	
Idaho	25.00	10.00	
Oregon	25.00	10.00	
Washington	25.00	10.00	
l. Billed Number Screening (BNS) - BSE			
	Monthly Recurring Rate Per Line Screened		
<u>Jurisdiction</u>	<u>(RTVXQ)</u>		
Idaho	1.00		
Oregon	1.00		
Washington	1.00		

ISSUED: JUNE 3, 2020

EFFECTIVE: JUNE 18, 2020

ISSUED BY ZIPLY FIBER TELEPHONE COMPANIES

BY JESSICA EPLEY, REGULATORY & EXTERNAL AFFAIRS DIRECTOR

**V. SWITCHED ACCESS** (Continued)

12. <i>Carrier Identification Parameter (CIP)</i>				
<u>Jurisdiction</u>	Non-Recurring Charge-Per CIC, Per End Office <u>Direct Trunk Group</u>	Non-Recurring Charge Per CIC, Per Access Tandem <u>Direct Trunk Group</u>	<u>Monthly Recurring Charges Per Trunk</u>	
Idaho	80.00	1,120.00	.46	
Oregon	80.00	1,120.00	.46	
Washington	80.00	1,120.00	.46	

## VI. SPECIAL ACCESS

<sup>26</sup>

### A. General

Special Access provides a transmission path to connect CDLs<sup>27</sup> within a LATA<sup>28</sup> for Interstate Telecommunications. Special Access provided to a customer may be connected directly to customer facilities, through Telephone Company Hub Wire Centers where bridging or multiplexing functions are performed, and/or may be connected to access facilities of another telephone company or companies in the joint provision of Special Access Service as well as may be connected to Switched Access as set forth in Section V.. Special Access Services may also be connected to a customer's transmission equipment and facilities using a DS1 or DS3 Cross Connect arrangement where the customer is provided Expanded Interconnection Service (EIS) as defined in Section XVIII.. High Capacity SALs may also be connected to an in-service Telephone Company provided integrated optical service, provided that such connections are technically and operationally feasible, as determined by the Telephone Company.

The provision of Switched Access and Special Access in combination is normally for, but not limited to, the use of WATS or WATS-type Access. When Special Access is connected to Switched Access, the terms, conditions and rates for the facilities between the end user's CDL and the WATS Serving Office are as set forth in this section of the tariff; the terms, conditions and rates for the facilities between the WATS Serving Office and the IC's CDL, as well as the switching functionalities (e.g., end user access codes, screening) are as set forth in Section V. of this tariff.

Special Access can be provided in either analog or digital format. Analog formats are differentiated by spectrum and bandwidth. Digital formats are differentiated by bit rate. The specific types of Special Access (e.g., Voiceband, Digital Data Service) provided are described in VI.B. following.

#### 1. *Rate Elements*

With the exception of Video Digital Transport Service, there are six (6) basic rate elements which apply to Special Access Service:

- Special Transport (described in VI.A.1.b. following)
- Special Transport Termination (described in VI.A.1.g. following)
- Special Access Line (described in VI.A.1.c. following)
- Special Access Cross Connect (described in VI.A.1.d. following)
- Supplemental Features (described in VI.D. following)
- Multiplexing Arrangements (described in VI.E. following)

<sup>26</sup> Pursuant to FCC 17-43, released April 28, 2017, ZiPLY Fiber has detariffed 1.) TDM channel terminations for wire centers in competitive counties; 2.) TDM transport charges; and 3.) packet-based services. Terms and Conditions for detariffed services can be found in the Interstate Service Guide and Pricelist.

<sup>27</sup> Telephone Company Centrex CO-like switches are considered to be CDLs for the purposes of this tariff.

<sup>28</sup> DS1 and DS3 Special Access Services may be provided between the service areas shown under VI.B.7.h., where facilities and conditions permit.

## VI. SPECIAL ACCESS (Continued)

<p>Additionally, rates and charges for Integrated Optical Service Riders may also apply to Special Access connected to Integrated Optical Service Riders as set forth in Section XXV. following.</p> <p>The following is a list of GTOC's Open Network Architecture (ONA) Special Access Basic Service Elements (BSEs) which provide a cross-reference to the generic ONA product names.</p> <table> <tr> <th><u>Generic Name</u></th> <th><u>The Telephone Company Name</u></th> </tr> <tr> <td>Access to Clear Channel Transmission</td> <td>Clear Channel Capability</td> </tr> <tr> <td>Automatic Protection Switching</td> <td>Automatic Protection Switching</td> </tr> <tr> <td>Bridging</td> <td>Bridging</td> </tr> <tr> <td>Conditioning</td> <td>Conditioning</td> </tr> <tr> <td>Data Over Voice (DOV) Service</td> <td>Data Transmission Service</td> </tr> <tr> <td>Secondary Channel Capability</td> <td>Digital Data Service – Secondary Channel</td> </tr> <tr> <td>Multiplexing – Digital 2000</td> <td>Multiplexing Arrangements</td> </tr> </table> <p>a. (Reserved for Future Use)</p>	<u>Generic Name</u>	<u>The Telephone Company Name</u>	Access to Clear Channel Transmission	Clear Channel Capability	Automatic Protection Switching	Automatic Protection Switching	Bridging	Bridging	Conditioning	Conditioning	Data Over Voice (DOV) Service	Data Transmission Service	Secondary Channel Capability	Digital Data Service – Secondary Channel	Multiplexing – Digital 2000	Multiplexing Arrangements	
<u>Generic Name</u>	<u>The Telephone Company Name</u>																
Access to Clear Channel Transmission	Clear Channel Capability																
Automatic Protection Switching	Automatic Protection Switching																
Bridging	Bridging																
Conditioning	Conditioning																
Data Over Voice (DOV) Service	Data Transmission Service																
Secondary Channel Capability	Digital Data Service – Secondary Channel																
Multiplexing – Digital 2000	Multiplexing Arrangements																
<p>b. Special Transport</p> <p>(1) The Special Transport rate element provides for the transmission facilities between the serving wire centers associated with two CDLs, between a serving wire center associated with an end user's CDL and a WATS Serving Office, between a serving wire center associated with a CDL and a Telephone Company Hub Wire Center, between two (2) Telephone Company Hub Wire Centers or between a serving wire center associated with a CDL and a serving wire center where connection to an advanced data service<sup>29</sup> occurs. Connection to Telephone Company provided DS1 or DS3 Special Transport within a serving wire center for customers with EIS will require a Special Access Cross Connect arrangement as described in VI.A.1.d..</p>																	
<p>The Special Transport element is distance sensitive, except for MetroLAN, and varies with type of capability (i.e., analog or digital) and type of facility (e.g., Voiceband, Digital Data Service, etc.). Special Transport may be provided by more than one (1) telephone company. The method of calculating applicable airline miles for rating purposes for Special Access is specified in III.G. preceding.</p>																	
<p>MetroLAN Transport provides flat rate non-distance sensitive transport for DS1 bandwidth on fiber optic rings. The rate element associated with MetroLAN is a monthly recurring charge as set forth in VI.G.7.b..</p>																	

<sup>29</sup> Advanced data services include Telephone Company provided frame relay services, switched multi-megabit services, Internet Protocol services, LAN Extension Services and ATM-cell relay services. Connections to advanced data services are provided by the Telephone Company where such connections are technically and operationally feasible, as determined by the Telephone Company.



## VI. SPECIAL ACCESS (Continued)

(2) Special Transport may be used in conjunction with Switched Access <sup>30</sup> for the purpose of provisioning Originating Only, Terminating Only or Combined Originating/Terminating Access as set forth in <i>V.B.5.v.</i> . Special Transport employed in this manner provides the FIA for the closed-end of the services between the wire center serving the end user's CDL where WATS Serving Office functions are not available and the WATS Serving Office.	
When the necessary WATS Serving Office functions are not provided at the wire center which serves the end user's CDL, the Telephone Company will designate the wire center where the WATS Serving Office functions are available.	
c. Special Access Line (SAL)	
(1) A Special Access Line provides the transmission facilities to a Customer Designated Location (CDL) or the facilities between a CDL and the serving wire center. This rate element varies by type of capability (i.e., analog or digital) and type of facility (e.g., Voiceband, Digital Data Service, etc.).	
When a Voiceband Special Access service is ordered to be terminated at a customer's designated Interexchange Carrier's all-digital CDL which requires a minimum digital interface level of 1.544 Mbps, the Telephone Company will provide the required interface and assess the customer a Voiceband SAL, for the facility between the all-digital CDL and its serving wire center. All other appropriate charges apply in addition to the Voiceband SAL.	
SAL rates for DS3 offerings vary with the level of capacity, number of services and whether the interface provided is electrical or optical.	
Installation of E1/DS1/DS3 SALs is as set forth in <i>VI.F.1.e.(3)</i> . The applicable rates are the nonrecurring charge and monthly rate set forth per E1/DS1/DS3 SAL installed.	
The selection of a Terminating Option, as defined in <i>VI.C.</i> , is required for terminating the network portion of a Special Access Line at a CDL. Terminating Options provide a clearly delineated interface which facilitates the design, isolation, and testing of the Special Access. For DS3/DS3C Special Access, the customer may specify either an electrical or optical interface as set forth in <i>IV.A.1.f.</i> .	
E1 service is provided only with an electrical interface, and is subject to the availability of suitable fiber optic facilities between the CDL and the serving wire center.	

---

<sup>30</sup> Special Transport for DS1 and DS3 Special Access, when used with Switched Access, is not available for arrangements between service areas listed under *VI.B.7.h.*.

## VI. SPECIAL ACCESS (Continued)

<p>One Special Access Line charge applies per CDL at which the facility is terminated. This charge applies even if the facilities to the CDL do not transit a serving wire center; this charge also applies if the CDL and the serving wire center are co-located in a Telephone Company building. Connection to Telephone Company provided DS1 or DS3 SALs within a serving wire center for customers with EIS will require a Special Access Cross Connect arrangement as described in VI.A.1.d.. The Special Access Line charge used with a Switching Interface, as set forth in (2) below, is applicable only for the transmission facilities between the end user's CDL and the serving wire center of that location.</p>	
<p>(2) A Special Access Line may be provided in conjunction with FGA, FGB, FGC, FGD, BSA-A, BSA-B, BSA-C and BSA-D Switched Access Service for the purpose of Originating Only, Terminating Only or Combined Originating and Terminating Access as set forth in V.B.1. and V.B.2.. A Switching Interface is required for the provision of this service as set forth in V.B.5.v.. The Special Access Line provides the closed-end of the dedicated facilities between an end user's CDL and its serving wire center. This serving wire center may or may not be a WATS Serving Office. In those instances when the serving wire center is not a WATS Serving Office Special Transport is applicable as set forth in VI.A.1.b. to the nearest Telephone Company WATS Serving Office.</p>	
<p>The Switched Access used in conjunction with the Special Access Line provides various standard switching functionalities and optional arrangements as set forth in Section V.B.5.v..</p>	
<p>All Special Access Lines used with a Switching Interface are:</p> <ul style="list-style-type: none"><li>- provided with dial pulse address signaling or Dual Tone Multifrequency (DTMF) address signaling and either loop start or ground start supervisory signaling. The type of signaling is the option of the customer.</li><li>- available as either a two-wire or four-wire Voiceband Special Access Service (i.e., 300-3000 Hz bandwidth). Each transmission path is provided at the option of the customer with transmission specifications as described in Section 7000 of the GTE Technical Interface Reference Manual.</li></ul>	
<p>All rules and regulations pertaining to Special Access are applicable to Special Access Lines used with a Switching Interface. Rates and Charges are found in VI.G.5. for two-wire and four-wire Voiceband Special Access Lines.</p>	
<p>A customer may also order high capacity facilities from an end user's CDL to a Telephone Company Hub for the purpose of originating or terminating Special Access Lines used with a Switching Interface. High capacity to voice multiplexing will be required at the Hub. The customer will be required to submit an ASR for the high capacity facility and voice multiplexing. The customer will also be required to submit an ASR(s) for the individual Voiceband SALs specifying the channel facility assignment (CFA) for each service. This Hub may or may not be a WATS Serving Office. In those instances when the Hub is not a WATS Serving Office, Voiceband Special Transport is applicable as set forth in VI.A.1.b., for each individual Special Access Line used with a Switching Interface to the Telephone Company designated WATS Serving Office.</p>	

## VI. SPECIAL ACCESS (Continued)

<p>d. Special Access Cross Connect for EIS</p> <p>The Special Access Cross Connect charge provides the communications path between Telephone Company provided DS0 (DDS operating at 64Kbps or Fractional T1 bandwidths), DS1 or DS3 Special Access Lines or Special Access Transport and a customer's transmission equipment and facilities where the customer is provided EIS as defined in Section XVIII.. The Special Access Cross Connect charge may also provide the communications path between a customer's transmission equipment and facilities where the customer is provided EIS and EIS arrangements of another customer via Dedicated Transport Service as set forth in Section XIX.. The Special Access Cross Connect is available as DS0, DS1, or DS3 connections. The DS0 Cross Connect can accommodate 64Kbps DDS and Fractional T1 bandwidths of 128 Kbps, 256Kbps and 384Kbps. The Cross Connect arrangement may be connected directly to Telephone Company provided 64Kbps DDS or Fractional T1/DS0, DS1 or DS3 services or to a Telephone Company provided 64Kbps DDS or Fractional T1/DS0, DS1, or DS3 multiplexing arrangement. The Cross Connect charge applies per DS0 (64Kbps), DS1, or DS3 connection.</p>	
<p>The Special Access Cross Connect charge provides the communications path between Telephone Company provided DS0 (DDS operating at 64Kbps or Fractional T1 bandwidths), DS1 or DS3 Special Access Lines or Special Access Transport and a customer's transmission equipment and facilities where the customer is provided EIS as defined in Section XVIII.. The Special Access Cross Connect charge may also provide the communications path between a customer's transmission equipment and facilities where the customer is provided EIS and EIS arrangements of another customer via Dedicated Transport Service as set forth in Section XIX.. The Special Access Cross Connect is available as DS0, DS1, or DS3 connections. The DS0 Cross Connect can accommodate 64Kbps DDS and Fractional T1 bandwidths of 128 Kbps, 256Kbps and 384Kbps. The Cross Connect arrangement may be connected directly to Telephone Company provided 64Kbps DDS or Fractional T1/DS0, DS1 or DS3 services or to a Telephone Company provided 64Kbps DDS or Fractional T1/DS0, DS1, or DS3 multiplexing arrangement. The Cross Connect charge applies per DS0 (64Kbps), DS1, or DS3 connection.</p>	
<p>Fractional T1 service can be designed to carry various DS0 combinations. Therefore, the DS0 Cross Connect charge for Fractional T1 will be assessed as follows:</p> <ul style="list-style-type: none"><li>- 128 Kbps: 2 DS0 Cross Connects</li><li>- 256 Kbps: 4 DS0 Cross Connects</li><li>- 384 Kbps: 6 DS0 Cross Connects</li></ul>	
<p>In addition to the Special Access Cross Connect arrangements described herein, Optical Facility Terminations are available as described in Section XIX..</p>	
<p>Rates for DS0, DS1, and DS3 Cross Connect arrangements listed in Section VI.J. and rates for Optical Facility Terminations listed in Section XIX.E. will apply in addition to the other rates and charges as specified in Section XVIII..</p>	

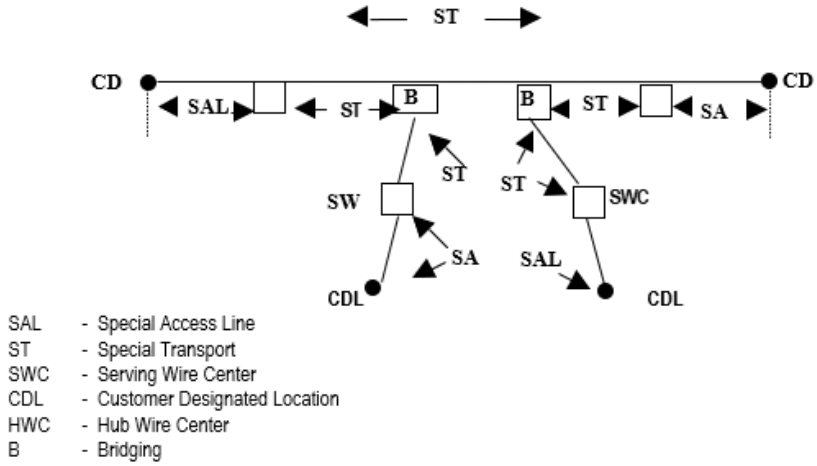
## VI. SPECIAL ACCESS (Continued)

<p>e. Supplemental Features</p> <p>Supplemental Features may be added to a Special Access circuit to improve its quality or utility to meet specific communications requirements. These are not necessarily identifiable with specific facilities, but rather represent the end result in terms of performance characteristics which may be obtained. These characteristics may be obtained by using various combinations of facilities. Although the facilities necessary to perform a specified function may be installed at various locations along the path of the Special Access circuit, including the CDL, it will be provided for as a single rate element.</p>	
<p>Examples of Supplemental Features that are available include, but are not limited to, bridging and conditioning. Each Supplemental Feature is described in <i>VI.D.</i>, and rates are set forth in <i>VI.G.</i>.</p>	
<p>f. Multiplexing Arrangements</p> <p>Multiplexing provides for arrangements to convert a single higher capacity or bandwidth circuit for bulk transport to several lower capacity or bandwidth circuits. Multiplexing is only available at a Telephone Company designated Hub Wire Center arranged for multiplexing. All types of multiplexing may not be available at each Hub Wire Center. Refer to Section <i>VI.F.6.</i> for a description of Hub Wire Center. Descriptions for each type of multiplexing arrangements are provided in <i>VI.E.</i> following, and rates are set forth in <i>VI.G.</i> following.</p>	
<p>g. Special Transport Termination</p> <p>(1) DS1, E1 and DS3 Services</p> <p>The Special Transport Termination rate element as set forth in <i>VI.G.</i>, applies only to DS1, E1, Individual DS3 and System DS3 offerings and is in addition to the Special Transport rate element. Special Transport Termination provides the equipment and arrangements necessary to terminate the Special Transport facility at a serving wire center. One Special Transport Termination charge applies for the termination of each end of a Special Transport facility for E1, DS1 and DS3 (Individual and Systems) offerings.</p>	
<p>(2) Fractional T1 Service (FT1)</p> <p>For Fractional T1 Service, Special Transport Termination must be ordered as Fractional Special Transport Termination in the same grouping (N x 56 Kbps or N x 64 Kbps where N = 2, 4, or 6) as the associated FT1 SALs.</p>	
<p>2. <i>Special Access Configuration</i></p> <p>There are two (2) types of facility configurations over which Special Access Services are provided – two-point and multipoint.</p> <p>a. Two-point Service</p> <p>A two-point configuration is a circuit which is provided to connect two (2) CDLs, either directly connected or through a Hub Wire Center where multiplexing functions are performed, or a CDL and a WATS Serving Office.</p>	

## VI. SPECIAL ACCESS (Continued)

All Special Access offerings may be provided as a two-point configuration.	
<p>With the exception of Temporary Videoband Service, applicable rate elements are:</p> <ul style="list-style-type: none"> <li>- Special Access Lines</li> <li>- Special Transport (when applicable)</li> <li>- Special Transport Termination (when applicable)</li> <li>- Supplemental Features (when applicable)</li> <li>- Multiplexing Arrangements (when applicable)</li> </ul>	
<p>The following diagram depicts a typical two-point service connecting two (2) CDLs. The service is provided with the supplemental feature of Type C Conditioning:</p> <div style="text-align: center;"> <p>SAL - Special Access Line  ST - Special Transport  SWC - Serving Wire Center  CDL - Customer Designated Location</p> </div>	
<p>Applicable rate elements are:</p> <ul style="list-style-type: none"> <li>- Special Access Line (2 applicable)</li> <li>- Special Transport ( per airline mile between SWCs)</li> <li>- Supplemental Feature of Type C Conditioning (2 applicable)</li> </ul>	
<p>In addition, a Special Access Surcharge, as set forth in VI.F.9. following, and a Message Station Equipment Recovery Charge, as set forth in VI.F.10. following may be applicable.</p>	
<p>b. Multipoint Service</p> <p>A multipoint configuration is a circuit that is provided to connect three or more CDLs through a Telephone Company Hub Wire Center.</p>	
<p>Only Voiceband, Program Audio, Digital Data Service facilities, and Miscellaneous Services where so designated, will be provided as multipoint configurations. There is no limitation on the number of mid-links, but the use of more than three mid-links in tandem may degrade the quality of the multipoint facilities. A mid-link is defined as the Special Transport facilities between Hub Wire Centers where the circuit is bridged and/or where circuit switching devices, such as loop transfer arrangement, are located.</p>	
<p>Multipoint service is provided in the following manner:</p> <p>(1) Special Access Line per CDL to their respective serving wire centers.</p>	
<p>(2) Special Transport between serving wire centers associated with the CDLs and the Hub Wire Center.</p>	

## VI. SPECIAL ACCESS (Continued)

(3) Special Transport between Hub Wire Centers.	
(4) Supplemental Features: Bridging equipment for each bridging location and other Supplemental Features when applicable.	
(5) (Reserved for Future Use)	
(6) Multiplexing Arrangements when applicable.	
<p>The following diagram depicts a multipoint service connecting four CDLs via two (2) customer specified Hub Wire Centers:</p>  <p> SAL - Special Access Line  ST - Special Transport  SWC - Serving Wire Center  CDL - Customer Designated Location  HWC - Hub Wire Center  B - Bridging </p>	
Applicable rate elements are:	
<ul style="list-style-type: none"> <li>- Special Access Lines (4 applicable)</li> <li>- Special Transport (5 segments, per airline between SWCs and HWCs)</li> <li>- Bridging (6 applicable, one per bridge port)</li> </ul>	
In addition, the Special Access Surcharge, as set forth in VI.F.9. following, and the Message Station Equipment Recovery Charge, as set forth in VI.F.10. may be applicable.	
<p>3. <i>Special Facilities Routing</i></p> <p>A customer may request that the facilities used to provide Special Access Service be specially routed. The regulations, rates and charges for Special Facilities Routing (i.e., Avoidance, Diversity and Cable-Only) are as set forth in Section X. following.</p>	

## VI. SPECIAL ACCESS (Continued)

<p><b>4. Design Layout Report</b></p> <p>The Telephone Company will provide to the customer the makeup of the Special Access provided under this tariff to aid the customer in designing its overall service. This information will be provided in the form of a Design Layout Report and will include the following:</p> <p>Cable gauge, length and loading. Makeup (e.g., T-Carrier, two-wire, four-wire, etc.) Specific pair or circuit assignment at the customer designated location.</p>	
<p>The Design Layout Report will be provided to the customer within fourteen (14) working days from the ASR Date. Updated reports will be reissued within fourteen (14) working days whenever facilities provided to the customer are materially changed. Both the initial and updated Design Layout Reports will be provided to the customer at no charge.</p>	
<p><b>5. Acceptance Testing</b></p> <p>At the time of installation, the following test parameters apply:</p> <p>a. For Voiceband services, acceptance testing will include tests for loss, 3-tone slope, DC continuity, operational signaling, C-notched noise, and C-message noise.</p>	
<p>When the Interface Arrangement provides a four-wire voice transmission facility and the point of termination provides two-wire voice transmission (i.e., there is a four-wire to two-wire conversion at the point of termination) balance tests are also included in acceptance testing. When performing installation and acceptance testing, the Telephone Company will test the access service within the LATA.</p>	
<p>On four-wire and effective four-wire circuits where the Network Channel Terminating Equipment (NCTE) has the capability of being remotely aligned, the Telephone Company may perform acceptance testing without a Telephone Company technician at the customer's premise. Should the customer request a technician be present at the customer's premise, additional charges will apply as set forth in Section VII.B.3.. The applicable rates are in Section VII.B.7..</p>	
<p>If the NCTE at the customer's premise does not have the capability of being aligned remotely, the additional charges will not apply. The Telephone Company will determine the type of NCTE placed at a customer's premise.</p>	
<p>b. For other analog services (i.e., Program Audio, Video, Wideband Analog and Wideband Data Services) and for digital services (i.e., Digital Data Services and High Capacity Digital Services), acceptance testing will include tests for the parameters applicable to the service as set forth in Section 7000 of the GTE Technical Interface Reference Manual for each of these services.</p>	
<p>When the customer requests the performance of additional cooperative tests which are not required to meet these specified performance parameters, charges as set forth in VII.F.2. following will apply. All test results will be made available to the customer upon request.</p>	

## VI. SPECIAL ACCESS (Continued)

<p>If acceptance tests are not started within fifteen (15) minutes after pre-service tests have been completed and the customer has been notified by the Telephone Company, additional charges may apply, as set forth in <i>VII.B.</i> following, unless the delay is caused by the Telephone Company.</p>	
<p><b>6. Ordering Conditions</b></p> <p>Ordering conditions are set forth in detail in Section <i>IV.</i> preceding. Also included in that section, are other charges which may be associated with ordering Special Access (e.g., Service Date Change Charges, Cancellation Charges, etc.).</p> <p>a. Determination of Jurisdiction of Mixed Use Special Access Lines</p> <p>When mixed interstate and intrastate Special Access Service is ordered, the jurisdiction will be determined as follows:</p> <p>(1) If the customer's estimate of the interstate traffic on the physically intrastate line involved constitutes ten percent (10%) or less of the total traffic on that line, the line will be ordered and provided in accordance with the applicable rules and regulations of the appropriate intrastate tariff.</p>	
<p>(2) If the customer's estimate of the interstate traffic on the physically intrastate line involved constitutes more than ten percent (10%) of the total traffic on that line, the line will be ordered and provided in accordance with the applicable rules and regulations of this tariff.</p>	
<p>(3) Lines in service on the effective date of this tariff certified to be jurisdictionally intrastate and having a maximum termination liability associated with them will not be assessed the termination liability. The customer must submit an ASR for each line changing jurisdiction no later than ninety (90) days from the effective date of this tariff to have the termination liability waived.</p>	
<p>b. Special Access Jurisdictional Verification</p> <p>If a billing dispute arises or a regulatory commission questions the customer's certification of the jurisdiction of the line the Telephone Company will ask the customer to provide the data used to determine the jurisdiction. The customer shall supply the data within thirty (30) days of the Telephone Company's request. The customer shall keep records of system design and functions from which the jurisdiction can be ascertained and upon request of the Telephone Company make the records available for inspection as reasonably necessary for purposes of verification of the jurisdiction of the service.</p>	



## VI. SPECIAL ACCESS (Continued)

<p><b>B. <u>Description of Special Access</u></b></p> <p>There are seven (7) generic types of Special Access offerings. They are:</p> <ul style="list-style-type: none"><li>- Voiceband</li><li>- Program Audio</li><li>- Videoband</li><li>- Wideband Analog</li><li>- Wideband Data<sup>31</sup></li><li>- High Capacity Digital</li><li>- Digital Data Service</li></ul>	
<p>Each type has its own characteristics, and are subdivided by one (1) or more of the following:</p> <ul style="list-style-type: none"><li>- Transmission specifications</li><li>- Bandwidth</li><li>- Speed (i.e., bit rate)</li><li>- Spectrum</li></ul>	
<p>The Special Access offerings described below are comprised of a combination of the rate elements described in VI.A.1.. The following descriptions indicate the most effective use for each facility. Customer use for purposes other than those indicated is limited only to the extent that such use must not harm the network. Further, the Telephone Company does not guarantee transmission performance beyond the parameters identified in the descriptions.</p>	
<p>The transmission performance characteristics of each Special Access offering are stated in Section 7000 of the GTE Technical Interface Reference Manual. The Telephone Company will maintain existing transmission specifications on services installed prior to the effective date of this tariff, except that existing services with performance specifications exceeding the standards in the GTE Technical Interface Reference Manual will be maintained at the performance level specified in the manual. Where transmission performance characteristics are required other than those as stated in Section 7000 of the GTE Technical Interface Reference Manual, the Telephone Company will review, and where technically feasible, will develop rates and charges for the additional costs associated with provisioning the parameters. These rates and charges will be filed on an individual case basis in Section VI.I. and will apply in addition to all other applicable rates and charges.</p>	
<p>The customer also has the option of ordering Voiceband and analog and digital high capacity facilities to a Telephone Company Hub for multiplexing to individual channels of a lower capacity or bandwidth. Descriptions of the types of multiplexing available at the Hubs, as well as the number of individual channels which may be derived from each type of facility, are set forth in VI.E.. Additionally, the customer may specify supplemental features for the individual channels derived from the facility to further tailor the channel to meet specific communications requirements. Descriptions of the supplemental features available are set forth in VI.D..</p>	

<sup>31</sup> Limited to those offerings in service as of December 29, 1991.

## VI. SPECIAL ACCESS (Continued)

<p>For example, a customer may order a DS3 from a CDL to a Telephone Company Hub for multiplexing to twenty-eight (28) DS1 channels. The DS1 channels may be further multiplexed at the same or a different Hub to Voiceband channels or may be extended to other CDLs. Optional features may be added to either the DS1 or the Voiceband channels.</p> <p>1. <i>Voiceband</i></p> <p>a. Two-Wire Voiceband Facility</p> <p>These facilities are unconditioned and are capable of transmitting voice or data signals within the frequency spectrum of approximately 300 Hz to 3000 Hz. These facilities are furnished on a two-point or multipoint basis and may be terminated two-wire or four-wire at the point of termination. They permit the simultaneous transmission of information in both directions over a circuit, but it is not possible to ensure independent information transmission in both directions. Supplemental features may be added, at applicable charges, to enhance the operational capabilities of these facilities.</p>	
<p>b. Four-Wire Voiceband Facility</p> <p>These facilities are unconditioned and are capable of transmitting voice or data signals within the frequency spectrum of approximately 300 Hz to 3000 Hz. The facilities are furnished on a two-point or multipoint basis and may be terminated two-wire or four-wire at the point of termination. When terminated four-wire, they permit simultaneous independent transmission of information in both directions over a circuit. However, when terminated two-wire, simultaneous independent transmission cannot be supported. Supplemental features may be added, at applicable charges, to enhance the operational capabilities of these facilities.</p>	
<p>2. <i>(Reserved for Future Use)</i></p>	
<p>3. <i>Program Audio</i></p> <p>These facilities are arranged and provided for the transmission of audio to be broadcast or which is to be used in connection with loudspeakers, wired music, closed circuit or recordings. Audio facilities are furnished for transmission in one direction. Audio facilities may be provided on a two-point or multipoint basis.</p>	
<p>Program audio facilities are provided on either a full-time or part-time basis. The minimum periods for full-time and part-time service are set forth in Section IV.B.4.. When a part-time program audio service is provided for ten or more consecutive days, it will be treated as a full-time service and rated accordingly. In no event will the charge for continuous part-time program audio exceed the amount that would have been charged in the same time period for full-time program audio facilities.</p>	
<p>Listed below are the types of Program Audio facilities that are offered under this tariff.</p> <p>a. 200 to 3500 Hz</p> <p>Facilities are generally acceptable for speech quality programming and are subject to use over limited distance due to transmission factors.</p>	

**VI. SPECIAL ACCESS** (Continued)

<p>b. 100 to 5000 Hz</p> <p>Facilities are generally acceptable for music and provide good quality speech programming.</p>	
<p>c. 50 to 8000 Hz</p> <p>Facilities for the provision of high fidelity music transmission.</p>	
<p>d. 50 to 15000 Hz</p> <p>Facilities for the provision of high fidelity music transmission. Two (2) such facilities may be conditioned, at applicable charges, for stereo operation.</p>	
<p>4. <i>Video Digital Transport Service</i></p> <p>a. General</p> <p>Video Digital Transport Service facilities are arranged and provided for the transmission of television to be broadcast or used in connection with viewing, recording, managing or editing of moving pictures or video frames of information</p>	
<p>The Telephone Company will have no control over, nor be responsible for the video program signal generation or program content connected by the customer to the transmission path provided by the Telephone Company.</p>	
<p>The Telephone Company will supply and maintain network interface equipment at the customer location as part of this offering. The customer will supply appropriate terminal equipment beyond the demarcation point which complies with the required specifications to interface with the Telephone Company's terminal interface. The Telephone Company is not responsible for the quality of the video signal originating or terminating in customer provided equipment.</p>	
<p>There are two (2) categories of Video Digital Transport Service: Type I (Temporary Facility) and Type II (Permanent Facility).</p>	
<p>Video Digital Transport Service Type I facilities are furnished for two point unidirectional transmission or, when run through the Telephone Company's hub, multipoint unidirectional capabilities are available and Video Digital Transport Service Type II facilities are furnished for two-point or multipoint unidirectional or bidirectional transmission of United States 525 line/60 field standard monochrome and National Television Systems Committee (NTSC) color television baseband video signals and the associated audio signals.</p>	
<p>b. Video Digital Transport Service I (Temporary Facility)</p> <p>Video Digital Transport Service - Type I are provided on a full-time or part-time (temporary) basis. The minimum periods are set forth in IV.B.4. and IV.B.5. preceding. The monthly rates and nonrecurring charges for full-time Video Digital Transport Service - Type I will be developed on an Individual Case Basis. The hourly rates and nonrecurring charges for temporary service are those set forth in Section VI.G.4.a..</p>	

## VI. SPECIAL ACCESS (Continued)

There is a maximum monthly charge that may be assessed to any temporary Video Digital Transport Service Type I, as described in Section VI.F.1.c..	
Technician Standby is a nonoptional arrangement furnished only in conjunction with temporary Video Digital Transport Service - Type I. Technician Standby provides for Telephone Company monitoring of the temporary video broadcast to ensure satisfactory transmission. The Telephone Company will determine the location of the video technician. At the option of the customer, additional technicians will be made available during the temporary broadcast; the customer will be assessed the Technician Standby charge, as set forth in Section VI.G.4.a., for each additional technician.	
A customer may request (as an option) an active, alternate temporary Type I Video Digital Transport Service transmission path for use in the event that the primary service becomes inoperative. This is referred to as a "hot standby" facility. The charge for this additional service will be the nonrecurring charges and hourly rates set forth in Section VI.G.4.a. for Temporary Video Digital Transport Service - Type I Facilities. Technician Standby charges are not applicable to the "hot standby" facility.	
<p>c. Video Digital Transport Service – Type II</p> <p>Video Digital Transport Service Type II Service includes TV1-Analog, Up to 45 Mbps, and 270 Mbps<sup>32</sup> offerings.</p>	

---

<sup>32</sup> Effective March 8, 2008, orders for new 270Mbps Bi-Directional Video Digital Transport Service – Type II subscribed to on a month-to-month arrangement, on a term commitment plan basis, or on a short duration - daily basis are no longer permitted. The Telephone Company will continue to provide 270 Mbps Bi-Directional Video Digital Transport Service – Type II pursuant to this Section 5 to customers currently subscribing to this service on a month-to-month arrangement or on a term commitment plan basis, or for any future order for 270 Mbps Bi-Directional Video Digital Transport Service – Type II subscribed to on a month-to-month arrangement or term commitment plan basis that is placed with the Telephone Company prior to March 8, 2008, (collectively, Existing 270 Mbps Bi-Directional Video Digital Transport Service – Type II) subject to the following conditions:

- a. The Telephone Company will continue to provide Existing 270 Mbps Bi-Directional Video Digital Transport Service – Type II that is currently subscribed to a term commitment plan for an additional six (6) months beyond the expiration date of the customer's current term commitment plan, or until the customer replaces the Existing 270 Mbps Bi-Directional Video Digital Transport Service – Type II with a comparable Telephone Company provided service, or discontinues service, whichever comes first. Subject to availability of network facilities, moves, additions, and/or changes are permitted provided that such moves, additions and/or changes do not require a new term commitment plan or an extension to a term commitment plan.
- b. The Telephone Company will continue to provide Existing 270 Mbps Bi-Directional Video Digital Transport Service – Type II that is currently subscribed to on a month-to-month basis until September 8, 2008, or until the customer replaces the Existing 270 Mbps Bi-Directional Video Digital Transport Service – Type II with a comparable Telephone Company provided service, or discontinues service, whichever comes first. Moves, additions, and/or changes are not permitted for customers subscribed on a month-to-month basis.

## VI. SPECIAL ACCESS (Continued)

Video Digital Transport Service - Type II/TV1-Analog is a video transport system for the transmission of broadcast quality video signals. These technical specifications are set forth below. Video Digital Transport Service - Type II is available to customers connected to the network via existing fiber optic or other compatible facilities. Customers requesting Video Digital Transport Service - Type II who are not served by compatible facilities may request the Telephone Company to provide such facilities in accordance with the Special Construction provisions set forth in Section IV.A.3. preceding.	
The Telephone Company will provide technical support at its hub wire centers on a twenty-four (24) hour, seven (7) days per week basis. This support will provide for the establishment, testing and termination of the facility transmission path from the customer location to the video carrier's location. The Telephone Company is authorized, on behalf of the customer, to take whatever action is appropriate to sustain a video transmission within the technical specifications.	
TV1-Analog and 45 Mbps Video Digital Transport Service meet EIA/TIA 250-C specifications.	
Refer to SMPTE 0259M-2008 for additional technical specifications associated with Video Digital Transport Service Type II - 270 Mbps.	
270 Mbps Uni-Directional Video Digital Transport Service – Type II may be connected to a Telephone Company provided integrated optical service, where such connections are technically and operationally feasible, as determined by the Telephone Company. The 270 Mbps Uni-Directional Video Digital Transport Service – Type II DVL charge will not apply at the integrated optical service end of the circuit.	
<b>5. Wideband Analog</b>  These facilities are two-point and are furnished between CDLs or between a CDL and a Telephone Company designated Hub Wire Center where multiplexing is offered. The three (3) types of Wideband Analog facilities are:  a. Group band facilities with a bandwidth from 60 kHz to 108 kHz for the transmission of a twelve (12) circuit frequency division multiplexer (FDM) group.	
b. Supergroup band facilities with a bandwidth from 312 kHz to 552 kHz for the transmission of a sixty (60) circuit FDM supergroup.	
c. Mastergroup band facilities with a bandwidth from 564 kHz to 3084 kHz for the transmission of a six hundred (600) circuit FDM mastergroup.	

**VI. SPECIAL ACCESS** (Continued)

<p>6. Wideband Data Service<sup>33</sup></p> <p>These analog facilities are arranged and furnished for two-point simultaneous two-way transmission of high speed data between two CDLs. These facilities are normally utilized for the following data speeds: 19.2 Kbps, 50 Kbps, 56 Kbps and 230.4 Kbps.</p>	
<p>7. High Capacity Digital<sup>34</sup></p> <p>These facilities are two-point and are furnished between CDLs or between a CDL and a Telephone Company designated Hub Wire Center where multiplexing is offered. High Capacity facilities may be used to provide Special Access Lines as set forth in VI.A.1.c.(2). A High Capacity to Voice multiplexing arrangement, as described in Section VI.E., is required at the Hub Wire Center. High Capacity DS1 and DS3 services may also be connected to customer transmission equipment and facilities where the customer is provided EIS as defined in Section XVIII..</p> <p>a. DS1 facilities provide for the transmission of isochronous bipolar serial data at a rate of 1.544 Mbps.</p>	
<p>b. DS1C facilities provide for the transmission of isochronous bipolar serial data at a rate of 3.152 Mbps.</p>	
<p>c. FT1 facilities are furnished for the transmission of isochronous bipolar serial data and are available at transmission rate groupings of N x 56 Kbps or N x 64 Kbps where N equals 2, 4, or 6. FT1 channels are contiguous within the network and can be used to create a wideband circuit using customer provided equipment. When N x 64 FT1 is ordered in conjunction with DS1 service for multiplexing purposes, the DS1 must have Clear Channel Capability as described in VI.H.5.. FT1 Service at a rate of N x 64 Kbps will only be provided where Clear Channel Capability is available in the network. Where Clear Channel Capability is not available, N x 56 Kbps service can be provided in lieu of N x 64 Kbps.</p>	
<p>d. FiberConnect is provided on fiber optic cable with an electrical interface and provides the customer with four (4) transmission channels of 1.544 Mbps each at the interface. FiberConnect service provides for the transmission of an isochronous serial data stream at a rate of 1.544 Mbps per transmission channel.</p>	
<p>FiberConnect is offered only on a one (1) for one (1) protected basis between a CDL and its serving wire center. FiberConnect is not available with multipoint services. Special Transport between serving wire centers for FiberConnect is ordered as four (4) DS1s.</p>	
<p>FiberConnect facilities are only available as an Optional Payment Plan (OPP) in accordance with VI.F.12. following.</p>	

<sup>33</sup> Limited to those services so equipped and in service as of December 29, 1991.

<sup>34</sup> High Capacity DS1 and DS3 services may be provided between service areas shown under VI.B.7.h., where facilities and conditions permit.

## VI. SPECIAL ACCESS (Continued)

e.	DS3 facilities provide for the transmission of isochronous bipolar serial data at a rate of 44.736 Mbps. The Telephone Company will provide either an interface with Telephone Company electronics (electrical) or without Telephone Company electronics (optical) at the option of the customer. Ordering conditions are set forth in <i>IV.A.1.f.</i> . EIS is not available with DS3 services provided with an optical interface.	
f.	DS3C facilities provide for the transmission of isochronous bipolar serial data at a rate of 89.472 Mbps. The Telephone Company will provide an optical interface with this service unless the service is provided via microwave, in which case an electro-magnetic interface is provided, or unless the customer requests an electrical interface. Ordering conditions are set forth in <i>IV.A.1.f.</i> .	
g.	<sup>35</sup> E1 facilities provide for the transmission of isochronous bipolar serial data at a rate of 2.048 Mbps. E1 facilities are only provided with an electrical interface.	
h.	Interzone <sup>36</sup> Service Areas  Interzone Service provides the transmission facilities for DS1 and DS3 Special Access and DS1 and DS3 Optical Networking Access Services between two (2) service areas within a state in association with two customer designated locations within different service areas. Optical Networking Access Services are available from Section XXI.. The associates regulations, rates and charges from Section XXI. shall apply, as applicable, in addition to the rates and charges associated with the DS1 and DS3 Special Access rate elements. Special Transport and Special Transport Termination will be applied as set forth under <i>VI.A.1.b.</i> and <i>VI.A.1.g.</i> .	
	Interzone Service is only available between the following service areas, where facilities and conditions permit.	
8.	<b><i>DS1/DS3/FiberConnect Enhanced Access Diversity (EAD)</i></b>  Where the appropriate facility routes and/or capacity exists, the Telephone Company will provide, at the option of the customer, the following types of Enhanced Access Diversity for DS1/DS3/FiberConnect service.	
	EAD will be provided utilizing existing routes and facilities in the configurations described and illustrated in <i>a.</i> , <i>b.</i> or <i>c.</i> . Other diverse routing arrangements may be provided if suitable facilities are available under the terms and conditions of Special Facilities Routing of FIA in Section X..	

<sup>35</sup> Effective November 21, 2017, new subscriptions to High Capacity Digital E1 is no longer permitted. High Capacity Digital E1 customers subscribed as of November 21, 2017 may continue with their existing subscriptions. If at any time an existing customer terminates its High Capacity Digital E1, the customer may not re-subscribe to the plan.

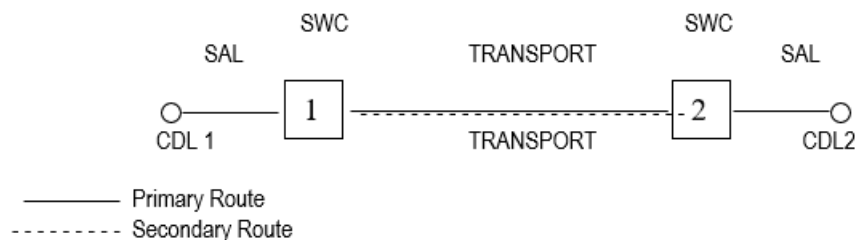
<sup>36</sup> The Ziplly Fiber F.C.C. No. 3 Office.

## VI. SPECIAL ACCESS (Continued)

EAD will be provided at rates and charges for the DS1/DS3/FiberConnect as set forth in VI.G.17..

### a. Common Wire Center, Separate and/or Common Facilities Diversity

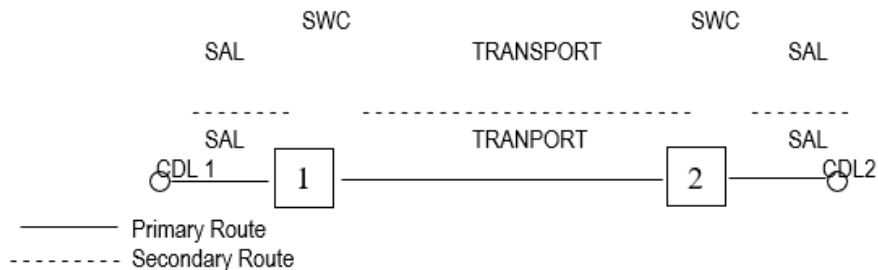
Diversity from one CDL serving wire center to a second CDL serving wire center. This type of diversity is for interoffice transport only.



Two diverse circuits between serving wire centers. The SAL portion may be diverse if facilities are available.

### b. Common Wire Center, Separate Facilities Diversity

Diversity from one CDL to a second CDL using common serving wire centers, but on physically separate facilities. One circuit will be established between the CDLs and a second circuit will be established between the CDLs which may have common serving wire centers utilizing separate entrance facilities.



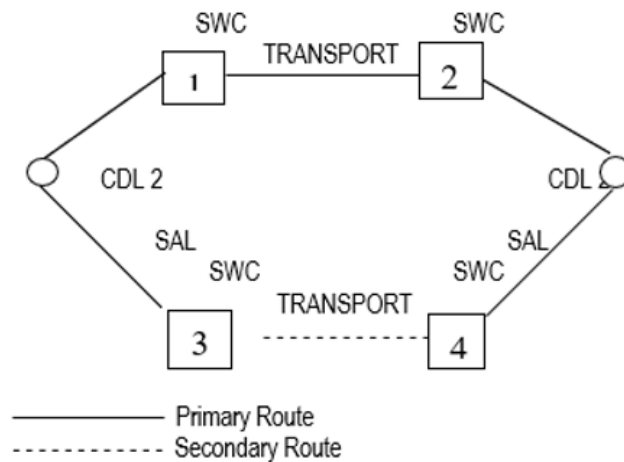
Two diverse circuits between serving wire centers. The SAL and Transport facilities must be separate, although the SWC's may be the same.



## VI. SPECIAL ACCESS (Continued)

### c. Separate Serving Wire Center Diversity

Diversity between two CDLs with no common serving wire centers. One (1) circuit will be established between the CDLs and a second (2<sup>nd</sup>) physically separate circuit will be established between CDLs.



Two (2) diverse circuits between serving wire centers. The SAL and Transport facilities must be entirely separate.

In the event that both the primary (standard route) and secondary (diverse route) service are simultaneously out of service for five (5) or more minutes, the customer will be issued a credit allowance of \$200 per service<sup>37</sup>. This credit allowance is in addition to the credit allowance in *III.H.1.a.(1)(a)*. This credit allowance is in lieu of the credit allowance in *III.H.1.a.(1)(c)*. The credit allowance will not apply if the failure occurs at a common serving wire center. The credit allowance will not exceed the monthly charge for the interrupted service.

A credit allowance will not be extended in accordance with conditions in *III.A.3.h.* and *III.H.4.b.* for the reswithpair of Telephone Company owned facilities used to provide diverse routing.

The Telephone Company will provide the required routing information for each specially routed service to only the ordering customer. The customer may request this information when service is installed, prior to any subsequent changes in routing and on a recurring quarterly basis. Known diversity compromises will be included in the routing information report supplied to the customer.

<sup>37</sup> Credit allowance provision expires at midnight February 18, 1994.

## VI. SPECIAL ACCESS (Continued)

<p>When DS3 service is multiplexed, rates and charges will apply for each DS1 EAD service connecting to the multiplexer. Applicable rates and charges for the DS3 service will also apply if the customer orders EAD service for the DS3.</p>	
<p>Rates for EAD appear in Section VI.G.17. and are in addition to all other rates and charges.</p>	
<p><b>9. Digital Data Service</b></p> <p>Facilities for Digital Data Service are furnished for the simultaneous two-way transmission of synchronous data and are available at transmission speeds of: 2.4 Kbps, 4.8 Kbps, 9.6 Kbps, 19.2 Kbps, 56 Kbps or 64 Kbps. Digital Data facilities may be provided on a two-point or multipoint basis.</p>	
<p><b>10. Bonded Digital Link Service</b></p> <p>a. Service Description</p> <p>Bonded Digital Link Service provides connecting channels for the transmission of voice or data between an end user's local exchange service terminating at a digital cross connect facility and special access service provided by the Telephone Company within the same wire center or at another wire center within the same LATA.</p>	
<p>Bonded Digital Link Service is comprised of Intra-office channels (channels within a single wire center) or Inter-office channels (channels between two (2) wire centers) connecting the wire centers of the locations involved. The minimum transmission rate for the service is 64 kbps in a DSO channel. The Telephone Company will provide for the transmission of DS0 channels within a DS1 signal of the customer's (the end user) associated local exchange service from the digital cross connect facility in the customer's serving wire center to a 64 kbps channel of a customer's DS1 to Digital central office multiplexing arrangement within the same wire center or in a different wire center. The total number of DS0s on a Bonded Digital Link Service channel may not exceed the total capacity of the DS1 or equivalent service to which it is connected.</p>	
<p>At the customer's option, the Telephone Company will bond contiguous DS0 channels in order to provide higher data rates. The following data rates are available:</p> <ul style="list-style-type: none"> <li>- 64 kbps; 1 DS0 equivalent channel</li> <li>- 128 kbps; 2 DS0 equivalent channel</li> <li>- 256 kbps; 4 bonded equivalent DS0s</li> <li>- 384kbps; 6 bonded equivalent DS0s</li> <li>- 512 kbps; 8 bonded equivalent DS0s</li> <li>- 768 kbps; 12 bonded equivalent DS0s</li> </ul>	
<p>For the transmission of the Bonded Digital Link channels, the Telephone Company assumes responsibility for the routing of the customer's DS0 and bonded DS0 circuits over the Telephone Company's interoffice network in order to maximize network efficiencies and to optimize economic efficiencies.</p>	

## VI. SPECIAL ACCESS (Continued)

<p>b. Terms and Conditions</p> <p>(1) Bonded Digital Link Service is available within or between wire centers where suitable digital cross-connect technology exists to perform DS1 to DS0 multiplexing functions. Those locations (wire centers) are set forth in NATIONAL EXCHANGE CARRIER ASSOCIATION, INC. TARIFF F.C.C. NO. 4.</p>	
<p>(2) The service may only be used for connection from a wire center with a digital hubbing arrangement to a DS1 special access service capable of assignment to compatible DS0 channels. The customer or its authorized representatives must designate the DS0 channels on the special access service connected to this service. Data rates above 64 kbps require contiguous DS0 channel assignments. Connection to services other than special access service is prohibited.</p>	
<p>(3) Bonded Digital Link Service is provided with a one (1) year minimum service period. If service is disconnected prior to satisfying the minimum service period (i.e., within the first twelve months), minimum period charges apply. The minimum one (1) year period and minimum period charges do not apply if the rates have increased during the one (1) year period. The minimum period charge is equal to one hundred percent (100%) of the monthly rate from the date of disconnection through the balance of the first twelve (12) months of service.</p>	
<p>(4) This service is used for connectivity within or between wire centers. The rates and charges for Bonded Digital Link Service apply as a flat rate per DS0 equivalent channel.</p>	
<p>(5) Credit for an interruption of Bonded Digital Link Service is subject to the basic credit allowance set forth for Special Access services as set forth in Section III.H.1.a. preceding.</p>	
<p>(6) Bonded Digital Link Service is provided according to service date intervals as set forth in Section IV.B.1. preceding.</p>	
<p>(7) The rates and charges for Bonded Digital Link Service apply per DS0 equivalent channel (64 kbps). The customer is assessed either an Intra-office or an Inter-office Channel Charge for each DS0. Rates and charges are set forth in VI.G.5.a. following.</p>	
<p><b>11. Miscellaneous Special Access Services</b></p> <p>A description of each service provided under Miscellaneous Special Access Services, along with the rates is set forth in VI.H. following. Other Special Access rate elements may apply in addition to those found in VI.H..</p>	

## VI. SPECIAL ACCESS (Continued)

### C. Description of Terminating Options

Terminating Options provide a clearly delineated interface between Telephone Company and customer facilities at the point of termination at the CDL. Terminating Options facilitate the design, isolation, and testing of the Special Access. The description of each Terminating Option defines the most effective use of the Terminating Option. The technical parameters of each type of associated interface are set forth in Section 7000 of the GTE Technical Interface Reference Manual. Although a customer is not restricted from alternate applications, except where such application is harmful to the network, the Telephone Company cannot guarantee technical performance for other than the applications stated below. Terminating Options are nonchargeable.

#### 1. *Narrowband*

##### a. 0 to 75 Baud Type 1

Provides standard open/closed 20 or 62 Ma energized interface to customer terminal equipment and converts customer terminal equipment signals to voice frequency signaling for transmission over two-wire or four-wire voiceband network facilities suitable for voice grade to narrowband multiplexing. This terminating option is obsolete and is limited to those circuits so equipped and in service as of November 3, 1990.

##### b. 0 to 75 Baud Type 2

Provides two-wire or four-wire metallic interface for customer or Telephone Company energized circuits. Telephone Company energized circuits are only available in conjunction with voice grade to narrowband multiplexing. This option does not guarantee dc current operation over special transport facilities. This terminating option is obsolete and is limited to those circuits so equipped and in service as of November 3, 1990.

##### c. 0 to 150 Baud

Provides standard RS-232C interface to customer terminal equipment and converts customer terminal equipment signals to voice frequency signaling for transmission over two-wire or four-wire voiceband facilities. This terminating option is obsolete and is limited to those circuits so equipped and in service as of November 3, 1990.

#### 2. *Voice Grade*

##### a. Two-Wire Voice Grade, Non-Data, Without Signaling

This option provides a two-wire interface to a customer and terminates an effective two-wire facility furnished for voice transmission only. Customer provided signaling must be limited to tones in the voice band. Customer provided voiceband signaling equipment must limit transmission power to 0.0 dBm peak and -13 dBm average power over a three-second period.

## VI. SPECIAL ACCESS (Continued)

<p>b. Four-Wire Voice Grade, Non-Data, Without Signaling</p> <p>This option provides a four-wire interface to the customer terminal equipment and terminates an effective four-wire facility furnished for voice transmission only. Customer provided signaling must be limited to tones in the voiceband. Customer provided voice band signaling equipment must limit transmission power to 0.0 dBm peak and -13 dBm average power over a three-second period.</p>	
<p>c. Voice Grade Data Termination</p> <p>This option provides a two-wire or four-wire transmission interface to a customer's private line data modem and terminates an effective four-wire facility furnished for voiceband data transmission.</p>	
<p>d. Two-Wire Voice Grade Station Connecting Facility Termination</p> <p>This option provides a means to terminate an effective two-wire facility or an effective four-wire facility with a two-wire customer interface on a telephone, key system, PBX, ACD, or similar equipment. This option is normally used to terminate facilities that furnish foreign central office service, the station end of PBX off premises service, or private switched service network access lines. The option provides both the transmission and loop signaling functions normally associated with these services. The option is also used to terminate facilities arranged with automatic ringdown signaling. This option provides the loop and ringdown signaling with the facility.</p>	
<p>e. Four-Wire Voice Grade Station Connecting Facility Termination</p> <p>A terminating option similar to <i>d.</i> preceding used to terminate effective four-wire foreign central office service. The option provides a four-wire transmission interface to the customer terminal equipment and the loop signaling function normally associated with these services. This option provides the loop and ringdown signaling with the facility.</p>	
<p>f. Two-Wire Station Connecting Facility Termination for the Open End of an Off Premises PBX Extension</p> <p>Terminating options are available depending on the signaling range of the PBX (or similar system) as defined in Part 68 of the FCC Rules and Regulations. Type 1 is an option requiring range extension equipment at the CDL. Type 2 is an option with no range extension equipment at the CDL. If needed, the loop signaling range equipment for Type 1 must be specifically specified, see Section VI.D.4. following for available arrangements.</p>	

## VI. SPECIAL ACCESS (Continued)

<p>g. Dial Repeating Tie Trunk Termination</p> <p>Two network terminating options are provided for terminating effective four-wire transmission facilities used to furnish dial repeating tie trunk services. These options are described in terms of the interface they provide to a PBX (or similar system).</p> <p>(1) A Type I tie line termination provides the customer with a two-wire transmission interface and includes either two-wire or four-wire E&amp;M type signaling. Transmission and signaling interface options available are described in Part 68 of the FCC Rules and Regulations. This option provides the E&amp;M type signaling with the facility.</p>	
<p>(2) A Type III tie line termination provides the customer with a four-wire transmission interface and includes either two-wire or four-wire E&amp;M type signaling. Transmission and signaling options available are described in Part 68 of the FCC Rules and Regulations. This option provides the E&amp;M signaling with the facility.</p>	
<p>3. <i>Program Audio</i></p> <p>a. 200 to 3500 Hz</p> <p>Provides standard program audio interface levels and impedance matching to two-wire network facilities.</p>	
<p>b. 100 to 5000 Hz, 50 to 8000 Hz, and 50 to 15000 Hz</p> <p>Provides standard program audio interface levels, circuit equalization and impedance matching to two-wire network facilities.</p>	
<p>4. <i>Video Digital Transport Service</i></p> <p>Video Digital Transport Service TV1-Analog and 45 Mbps service are provided via one signal (combined video and audio). They include a one-way or two way transmission of standard 525 lines/60 fields monochrome or NTSC color video signal, and one or two associated 15 kHz audio signals. Additional audio channels are available.</p>	
<p>Video Digital Transport Service-270 Mbps is provided via one (1) noncompressed video signal complying with SMPTE259M. For 270 Mbps, audio is offered as an option in increments of two (2) stereo channels.</p>	
<p>5. <i>Wideband Data Service</i><sup>38</sup></p> <p>Provides a Wideband Data Service Special Access interface for use in providing two-way transmission of sequential synchronous or nonsynchronous data at rates of 19.2, 50 or 230.4 kbps; or sequential synchronous bipolar data signals at a rate of 56 kbps over four-wire facilities.</p>	

<sup>38</sup> Limited to those services so equipped and in service as of December 29, 1991.

## VI. SPECIAL ACCESS (Continued)

<p>6. <i>High Capacity Digital</i></p> <p>a. High Capacity Digital DS1<sup>39</sup></p> <p>Provides a High Capacity Digital DS1 Special Access interface for use in providing simultaneous two-way transmission of isochronous bipolar serial data signals at the rate of 1.544 Mbps.</p>	
<p>b. High Capacity Digital DS1C</p> <p>Provides a High Capacity Digital DS1C Special Access interface for use in providing simultaneous two-way transmission of isochronous bipolar serial data signals at the rate of 3.152 Mbps.</p>	
<p>c. Fractional T1 Service</p> <p>Provides a DS1 Special Access interface for use in providing simultaneous two-way transmission of isochronous bipolar serial data signals and is limited to groupings of N x 56 Kbps or N X 64 Kbps where N equals 2, 4, or 6.</p>	
<p>d. FiberConnect Service</p> <p>Provides a High Capacity Digital Special Access interface for use in providing simultaneous two-way transmission of isochronous bipolar serial data. The Telephone Company will provide an electrical interface. The electrical interface provides four (4) electrical channels at 1.544 Mbps each. Service will be provided on a one for one protected basis only.</p>	
<p>e. High Capacity Digital DS3<sup>40</sup></p> <p>Provides a High Capacity Digital DS3 Special Access interface for use in providing simultaneous two-way transmission of isochronous bipolar serial data signals at the rate of 44.736 Mbps. The Telephone Company will provide either an interface with Telephone Company electronics (electrical) or an interface without Telephone Company electronics (optical) as specified by the customer. EIS is not available with DS3 services provided with an optical interface. Ordering conditions are set forth in <i>IV.A.1.f.</i></p>	

---

<sup>39</sup> High Capacity DS1 and DS3 services may be provided between service areas shown under *VI.B.7.h.*, where facilities and conditions permit.

<sup>40</sup> High Capacity DS1 and DS3 services may be provided between service areas shown under *VI.B.7.h.*, where facilities and conditions permit.

## VI. SPECIAL ACCESS (Continued)

<p>f. High Capacity Digital DS3C</p> <p>Provides a High Capacity Digital DS3C Special Access interface for use in providing simultaneous two-way transmission of isochronous bipolar serial data signals at the rate of 89.472 Mbps. The Telephone Company will provide an optical interface with this service unless the service is provided via microwave, in which case, an electromagnetic interface is provided, or unless the customer requests an electrical interface. Ordering conditions are set forth in <i>IV.A.1.f.</i></p>	
<p>g. High Capacity Digital E1<sup>41</sup></p> <p>Provides a High Capacity Digital E1 Special Access interface for use in providing simultaneous two-way transmission of isochronous bipolar serial data signals at the rate of 2.048 Mbps and is only provided with an electrical interface. Before confirming the ASR for E1 service, the Telephone Company will verify the availability of fiber optic facilities at the CDL. Where suitable fiber optic facilities do not exist, customers may request the Telephone Company to provide such facilities in accordance with the Special Construction provisions set forth in Section <i>IV.A.3.</i> preceding.</p>	
<p>7. <i>Digital Data Service (DDS)</i></p> <p>Provides DDS Special Access interface for use in providing simultaneous two-way transmission of sequential bipolar data signals at transmission speeds of 2.4 Kbps, 4.8 Kbps, 9.6 Kbps, 19.2 Kbps, 56 Kbps or 64 Kbps.</p>	
<p>D. <u>(Reserved for Future Use)</u></p>	
<p>E. <u>(Reserved for Future Use)</u></p>	
<p>F. <u>Rate Regulations</u></p> <p>This section contains specific regulations governing the rates and charges that apply for Special Access Service.</p>	
<p>Non-Competitive Counties are defined in Section <i>III.F.</i> and the wire centers within such counties are listed in Section <i>XX.B.</i> In wire centers within a Competitive County, monthly rates and nonrecurring charges for Special Access rate elements are arranged in price bands.</p>	
<p>For Interexchange Carrier Point of Presence Special Access lines, Price Band rates and charges apply regardless of whether the county is Competitive or Non-Competitive. In cases where Special Transport crosses price bands, the charge for the higher numbered price band applies.</p>	

<sup>41</sup> Service availability is limited. See footnote in Section *VI.B.7.g.*



## VI. SPECIAL ACCESS (Continued)

<p>End User Special Access Lines, the application of "Price Cap" or "Price Band" is dependent upon whether or not the serving wire center is located in a Competitive County. If the End User Special Access Line is in a Competitive County, Price Band rates and charges apply. If the End User Special Access Line is in a Non-Competitive County, Price Cap rates and charges apply. Any rate element that is not labeled as either Price Band or Price Cap will apply in both Competitive and Non-Competitive Counties.</p> <p><b>1. Types of Rates and Charges</b></p> <p>There are five (5) types of rates and charges. These are monthly rates, weekly rates, daily rates, time sensitive rates and nonrecurring charges. The rates and charges are described as follows:</p> <p>a. Monthly Rates</p> <p>Monthly rates are recurring charges that apply each month or fraction thereof that a Special Access Service is provided. For billing purposes, each month is considered to have thirty (30) days.</p>	<p>b. Daily Rates</p> <p>Daily rates are recurring charges that apply to each twenty-four (24) hour period or fraction thereof that a part-time Program Audio or Video Digital Transport Service Special Access Service is provided. When part-time Program Audio service is provided for ten (10) or more consecutive days it will be treated as a full-time service and monthly rates will apply. In no event will the charges for continuous part-time Program Audio or Video Digital Transport Service exceed the amount that would be charged in the same billing time period for full-time service.</p>
<p>c. Weekly Rates</p> <p>Weekly rates are charges that apply to each seven (7) day usage period that a Video Digital Transport Service is provided, as requested by the customer. In no event will these part-time charges for continuous weekly usage, within the billing period, exceed the monthly rate.</p>	<p>d. Time Sensitive Rates</p> <p>Time sensitive rates are charges that are applied either on an hourly basis or on a fraction of an hour basis.</p> <p>(1) Hourly Rates</p> <p>Hourly rates are recurring charges that apply to each sixty (60) minute period, or fraction thereof, that a part-time Video Digital Transport Service Special Access Service is provided. The billing period commences when the video circuit is available for the customer's use and ceases when the customer's use is discontinued. There is a maximum monthly charge that may be assessed to any Temporary Video Digital Transport Service - Type I Special Access Service. The maximum charge during any thirty (30) day period will be that amount equal to one hundred (100) hours of use.</p>

## VI. SPECIAL ACCESS (Continued)

<p>For Video Digital Transport Service - Type II 270 Mbps, an optional feature, Connect<sup>SM</sup> - Codec Conversion is offered on an hourly basis. In no event will the charges for continuous hourly usage exceed the daily rate.</p>	
<p>(2) Fractional Hour Rates</p> <p>Fractional hour rates are recurring charges that are applied for increments of time less than a sixty (60) minute period, and are associated with Video Digital Transport Service - Type II transmission. For Video Digital Transport Service - Up to 45 Mbps, these charges are applied for a minimum initial period of five (5) minutes or fraction thereof. Thereafter, each continuous minute of connection over the initial five (5) minutes is charged at the additional minute rate under Section VI.G.4.b.(1)(a). This incremental rate structure will be applied for continuous usage up to the point where the next charge level (daily rate) is lower than the charges calculated for the fractional hour usage. Where the daily rate is lower than the resulting incremental usage rates, the daily rate will be applied.</p>	
<p>e. Zone Density Plan – Special Access</p> <p>The Zone Density Rate Plan is a pricing unit for rating High Capacity Special Access DS1 and DS3 Services. The Zone Density Plan assigns every Serving Wire Center (SWC) to one (1) of three (3) zones. The Serving Wire Center, CLLI Codes and zones are listed in Section XX.. Zone 1 SWCs have the highest density of services, Zone 2 SWCs have intermediate density of services and Zone 3 SWCs have the lowest density of services. Zone Density Plan rates become effective in a study area concurrent with the first operational Expanded Interconnection Service (EIS), as described in Section XVIII., in that study area.</p>	
<p>The Zone Density Plan for Special Access is applicable only to DS1 (1.544 Mbps) and DS3 (44.736 Mbps) services.</p> <p>(1) Zone Density rates are set forth in Section:</p> <ul style="list-style-type: none"> <li>5.7.6 - Multiplexing Arrangements</li> <li>5.7.7 - High Capacity Digital DS1</li> <li>5.7.10 - High Capacity Digital DS3 Three System</li> <li>5.7.11 - High Capacity Digital DS3 Unlimited System</li> <li>5.7.12 - High Capacity Digital DS3 Individual System</li> <li>5.7.13 - High Capacity Digital DS3 Group System*</li> <li>5.7.14 - High Capacity Digital DS3 Transport</li> <li>5.7.15 - DS3 Multiplexer Cross Connect Arrangement</li> <li>5.7.18 - DS1 Term Volume Plan</li> <li>5.8.5 - Clear Channel Capability</li> </ul>	
<p>(2) Special Access Lines and Transport Terminations are rated according to the Zone of the SWC where they are located.</p>	
<p>(3) Special Transport provisioned between SWCs in two (2) different zones will be rated at the higher zone rate.</p>	
<p>(4) Zone Density Plan for special access provided by more than one (1) telephone company will be provided as set forth in Section III.G.4.b..</p>	

## VI. SPECIAL ACCESS (Continued)

<p>f. Nonrecurring Charges</p> <p>Nonrecurring charges are one-time charges that apply for specific work activity, (i.e., installation of service or change to an existing service). The types of nonrecurring charges that apply for Special Access Service are those listed below.</p> <p>(1) Design Change Charge</p> <p>The customer may request a design change to the service ordered. A design change is any change to a pending ASR for Special Access Service which requires engineering review. Design changes include such things as the addition or deletion of supplemental features or changes in the terminating options. Design changes do not include a change of IC CDL or end user premises when its serving wire center changes or Special Access service type (e.g., 2-wire to 4-wire Voiceband or Voiceband to Program Audio, etc.). Changes of this nature will require the issuance of a new ASR and the cancellation of the original ASR. The cancellation charges apply as set forth in <i>IV.B.6.</i> preceding.</p>	
<p>The Telephone Company will review the requested change, notify the customer whether the change can be accommodated and specify if a new service date is required. If the customer authorizes the Telephone Company to proceed with the design change, a Design Change Charge will apply.</p>	
<p>The Design Change Charge, as set forth in <i>VI.G.1.</i> following, will apply on a per ASR per occurrence basis, for each ASR requiring a design change.</p>	
<p>If a change of service date is required, the Service Date Change Charge as set forth in Section <i>IV.</i> preceding will also apply.</p>	
<p>(2) Installation of Supplemental Features and Multiplexing Arrangements</p> <p>Nonrecurring charges apply for the installation of some supplemental features and multiplexing arrangements available with Special Access service. The charge applies whether the feature or multiplexing arrangement is installed coincident with the initial installation of service or at any time subsequent to the installation of service.</p>	
<p>For additions of supplemental features without an NRC, a charge equal to a SAL NRC will apply. Only one (1) such charge per service, per order will apply.</p>	

## VI. SPECIAL ACCESS (Continued)

(3) Installation of FiberConnect, FT1, DS3, E1 and DS1 Special Access Lines	
(a) FiberConnect Service Optional Payment Plan (OPP) <sup>42</sup>	
Customers subscribing to the FiberConnect OPP, at rates set forth in VI.G.8. following, will be assessed a nonrecurring charge (NRC). The NRC applies to the termination of each FiberConnect OPP SAL (which consists of four (4) DS1 equivalent channels on a single fiber optic transmission system). The customer must indicate on the ASR the Network Channel Interface (NCI) code for electrical termination.	
When the customer purchases a FiberConnect OPP in a point-to-point configuration (i.e., a 2-point, non-multiplexed configuration that connects two (2) CDLs), the SALs at each CDL must be FiberConnect OPP SALs.	
The NRC for installation of a FiberConnect SAL, as set forth in VI.G.8.a. following, will apply to existing FiberConnect OPP customers for changes and other service rearrangements as set forth in VI.F.1.f.(6) following.	
When suitable fiber optical facilities are not available, customers may request the Telephone Company to provide such facilities in accordance with the Special Construction provisions in Section IV.A.3. preceding.	
(b) Fractional T1 Standard Arrangements	
Customers subscribing to Fractional T1 service, at rates set forth in VI.G.9.a., will be assessed a nonrecurring charge. The NRC for Fractional T1 service will be assessed per SAL.	
(c) Fractional T1 Optional Payment Plan (OPP) Arrangements	
Customers subscribing, to the Fractional T1 OPP arrangements, at rates set forth in VI.G.9.b., will not be assessed a nonrecurring charge.	
The Regulations in Section VI.F.1.f.(6) following will apply to FT1 OPP customers when required for changes and other service rearrangements.	

---

<sup>42</sup> Effective November 21, 2017, new subscriptions to FiberConnect Service Optional Payment Plan is no longer permitted. FiberConnect Service Optional Payment Plan customers subscribed as of November 21, 2017 may continue with their existing subscriptions. If at any time an existing customer terminates its FiberConnect Service Optional Payment Plan, the customer may not re-subscribe to the plan.

## VI. SPECIAL ACCESS (Continued)

<p>(d) DS3 Arrangements</p> <p>There are two (2) levels of charges for the installation of 3 System DS3 and Unlimited System DS3 SALs as set forth in VI.G.10. and VI.G.11.. The "First System" charge is assessed for the first DS3 SAL ordered by a customer. When the same customer requests additional DS3 SALs, to be installed between the same locations, the "Additional System" charge will apply for each SAL ordered (maximum of two (2) Additional System SALs in a 3 System DS3 and no maximum in an Unlimited System DS3).</p>	
<p>For Individual DS3s, the charge for installation will apply at the same rate per DS3 SAL, and for Group System DS3s, the charge applies per Group System SAL.</p>	
<p>(e) E1 Arrangements</p> <p>Customers subscribing to E1 service will be assessed a nonrecurring charge and monthly rates as set forth in VI.G.19.. Suitable fiber optic facilities must be available at the CDL with no physical change in the existing configuration at the CDL. If this condition is not met, the customer will be advised that the ASR will not be processed. The customer may then cancel the ASR without charge, or may request the Telephone Company to provide such facilities in accordance with the Special Construction provisions set forth in Section IV.A.3. preceding.</p>	
<p>(f) DS1 Standard Arrangements</p> <p>Customers subscribing to DS1 Standard Arrangements, at rates set forth in VI.G.7.a. following, will be assessed a nonrecurring charge. The NRC for DS1 Standard Arrangements will be assessed per SAL.</p>	
<p>The regulations in Section VI.F.1.f.(6) following will apply to existing DS1 Standard Arrangements customers when required for changes and other service arrangements.</p>	
<p>(4) Installation of Video Digital Transport Service</p> <p>(a) Temporary Video Digital Transport Service – Type I</p> <p>There are two (2) nonrecurring charges set forth in Section VI.G.4.a. for the installation of Temporary Video Digital Transport Service - Type I. One nonrecurring charge will be assessed when permanent in place facilities are used to provide the service, and a different nonrecurring charge will be assessed when nonpermanent portable facilities are used to provide the service.</p>	
<p>If the customer orders Temporary Video Digital Transport Service - Type I with broadcast intervals of five (5) nonconsecutive days or less within a seven (7) day period, the Telephone Company may, if facilities are available, leave the facilities in place, in which case the associated installation nonrecurring charges would not apply.</p>	

## VI. SPECIAL ACCESS (Continued)

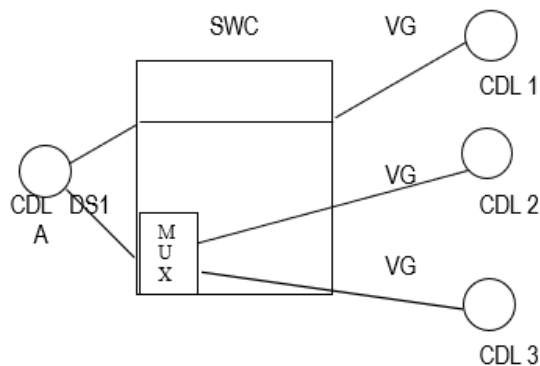
<p>(b) Video Digital Transport Service – Type II</p> <p>Initially, an ASR is required from the customer to establish an account for Video Digital Transport Service Type II, prior to a request for video connection. Once the account has been established, the customer may request video connection where facilities are available, by using their remote terminal or contacting the Telephone Company's Video Transport Contact Center. The customer will input or provide the originating and terminating location(s) for the video connection and the expected duration of the transmission.</p>	
<p>(5) Installation of Voicegrade, Program Audio and Digital Data Service Special Access Lines</p> <p>The nonrecurring charge associated with the installation of voicegrade SALs is specified in VI.G.2.a.. The nonrecurring charge associated with the installation of program audio SALs is specified in VI.G.3.a. through d.. This charge will not apply to part-time Program Audio SALs which are left in place and reused.</p>	
<p>The nonrecurring charge associated with the installation of DDS SAL facilities and the provisioning of the customer specified transmission speed of 2.4, 4.8, 9.6, 19.2, 56 or 64 Kbps is specified in Section VI.G.5.a..</p>	
<p>(6) Service Rearrangements</p> <p>Service rearrangements are changes to existing (installed) services which may be administrative only in nature or involve an actual physical change to the service. Changes to pending orders are in IV.B.2..</p>	
<p>Changes in the type of service will be treated as a discontinuance of the service and an installation of a new service.</p>	
<p>Changes in the physical location of the point of termination are treated as moves which are described and charged for as in VI.F.4..</p>	
<p>Administrative changes will be made without charge(s) to the customer.</p>	
<p>Administrative changes are as follows:</p> <ul style="list-style-type: none"> <li>- Change in name or ownership or transfer of responsibility from one customer to another, provided there is no interruption of use or relocation of Special Access service.</li> <li>- Change of customer or customer's end user premises address when the change of address is not a result of a physical relocation of equipment,</li> <li>- Change in billing data (name, address, or contact name or telephone number),</li> <li>- Change of customer circuit identification,</li> <li>- Change of billing account number,</li> <li>- Change of customer test line number,</li> <li>- Change of customer or customer's end user contact name or telephone number,</li> <li>- Change of agency authorization, and</li> <li>- Change in jurisdiction involving no physical changes to the service.</li> </ul>	

## VI. SPECIAL ACCESS (Continued)

<p>All other service rearrangements will be charged for as follows:</p> <ul style="list-style-type: none"><li>- If the change involves the addition of another termination to an existing two-point or multipoint service, installation charges for each location added will apply.</li></ul>	
<ul style="list-style-type: none"><li>- If the change involves the addition of supplemental feature or multiplexing arrangement, the installation charge associated with the supplemental feature or multiplexing arrangement will apply. When the supplemental feature or arrangement has no associated nonrecurring charge (or rated at \$.00), one (1) SAL nonrecurring charge for the type of service involved (i.e., voicegrade SAL, DDS SAL, etc.) will be applied to the order.</li></ul>	
<ul style="list-style-type: none"><li>- If the change involves only changing the type of network interface, with no change in facility, the installation charge associated with each service receiving a network interface change will apply.</li></ul>	
<ul style="list-style-type: none"><li>- If the change involves changing a two-wire service to a four-wire service or vice versa, the installation charge for each location changed will apply.</li></ul>	
<ul style="list-style-type: none"><li>- If the change involves only rollovers or grooming, then no charges will apply. A rollover is the retermination of a segment of a lower capacity special access service onto a higher capacity special access service. The rollover must occur in the wire center where the higher capacity service is multiplexed with no other changes to the lower capacity service being reterminated (i.e., the segment must not require rerouting to connect to the multiplexer of the higher capacity service).</li></ul>	
<p>Grooming is the retermination of a lower capacity special access service from one channel in a higher capacity special access service to another channel in the same higher capacity service or to another channel in another higher capacity special access service (i.e., change in connecting facility assignment) in the same wire center, with no other changes to the lower capacity service.</p>	

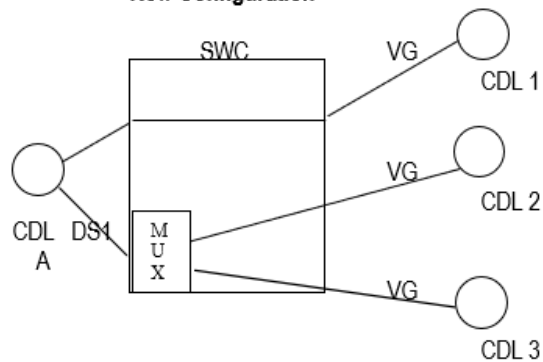
## VI. SPECIAL ACCESS (Continued)

### ROLLOVER – EXAMPLE 1 Current Configuration



The customer requests that the voiceband circuit (VG) between CDL A and CDL 1 be “rolled over” to the DS1 serving CDL A. No NRCs apply for this request.

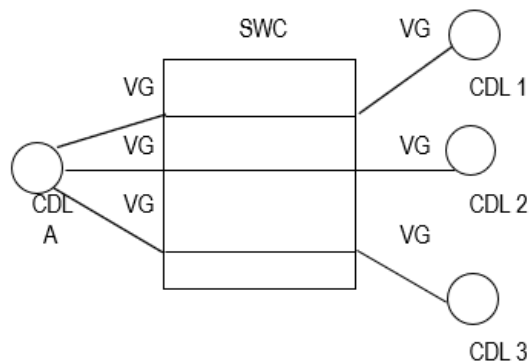
### ROLLOVER – EXAMPLE 1 New Configuration





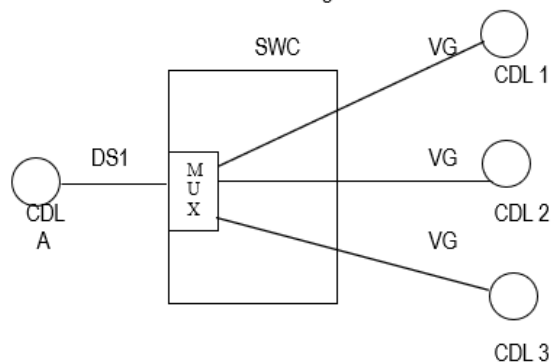
## VI. SPECIAL ACCESS (Continued)

**ROLLOVER – EXAMPLE 2**  
Current Configuration



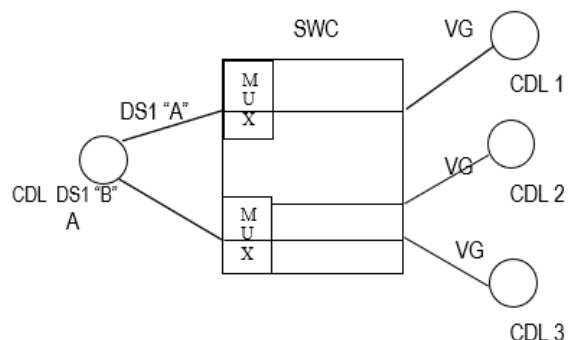
The customer requests the installation of a DS1 between the serving wire center (SWC) and CDL A and a DS1/voice multiplexer in the SWC. The customer also requests that the voiceband circuits serving CDLs 1, 2 and 3 be “rolled over” to the new DS1. All NRCs apply for the installation of the DS1 and multiplexer. No NRCs apply for the voiceband rollovers to the new high capacity circuit.

**ROLLOVER – EXAMPLE 2**  
New Configuration



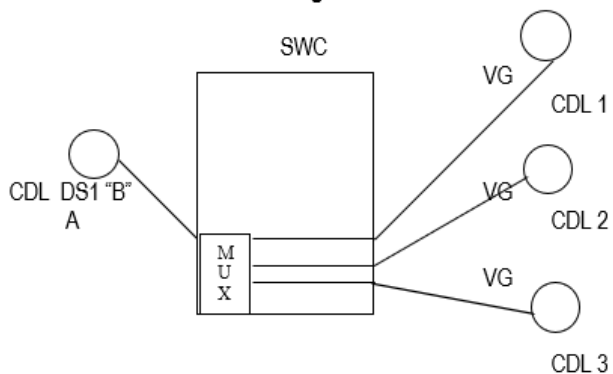
## VI. SPECIAL ACCESS (Continued)

**GROOMING – EXAMPLE 1**  
**Current Configuration**



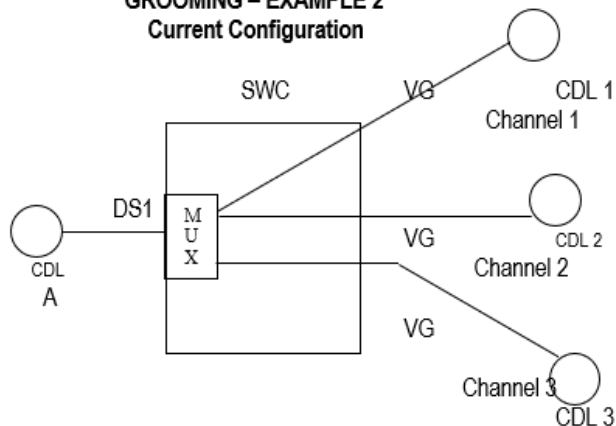
The customer requests that the voiceband (VG) circuit serving CDL 1 be moved from the DS1 "A" circuit to the DS1 "B" circuit. No NRCs apply for this request.

**GROOMING – EXAMPLE 1**  
**New Configuration**



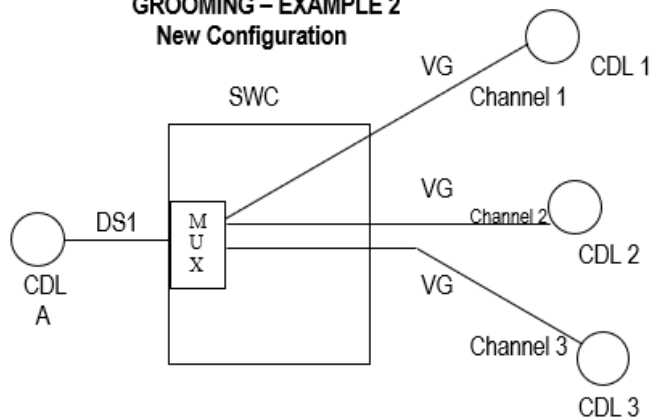
## VI. SPECIAL ACCESS (Continued)

### GROOMING – EXAMPLE 2 Current Configuration



The customer requests that the voiceband circuit serving CDL 3 be moved from channel 20 in the DS1 serving CDL A to Channel 3 in the same DS1. No NRCs apply for this request.

### GROOMING – EXAMPLE 2 New Configuration



- If the change involves reterminations other than Rollovers and/or Grooming, all NRCs associated with the installation of the lower capacity service will apply.
- In cases where multiple service rearrangements or an additional termination or a move and a service rearrangement are requested on a single ASR, the total charge will never exceed the full nonrecurring charge for the basic service.

### 2. Minimum Periods

Special Access is provided for a specified minimum period. Minimum periods and minimum period charges are described in Section IV. preceding.

## VI. SPECIAL ACCESS (Continued)

<p><b>3. Mileage Measurement</b></p> <p>The mileage to be used to determine the monthly rate for the Special Transport is calculated on the airline distance between the serving wire centers involved (i.e., CDL serving wire center or Hub Wire Center or WATS Serving Office). Where the calculated miles include a fraction, the value is always rounded up to the next full mile. Where the calculated value is zero (0), no Special Transport mileage is charged.</p>	
<p>When there is a Hub Wire Center involved, the Special Transport mileage will be measured from the Hub Wire Center to the serving wire centers of each of the CDLs connected to the hubbed facilities. Mileage is computed for each section and rates are applied accordingly. However, when a Special Access facility is routed through a Hub Wire Center for purposes other than customer specified such as bridging or multiplexing (e.g. the Telephone Company chooses to so route for test access purposes), rates will be applied only to the distance calculated between the wire centers serving the CDLs.</p>	
<p>The rates for the mileage are applied per airline mile. The serving wire center V&amp;H coordinates and the method of calculation are specified in the NECA Tariff FCC No. 4.</p>	
<p><b>4. Moves</b></p> <p>A move involves a change in the physical location of the point of termination of Special Access. A move normally involves an interruption of Special Access for the period required to complete the move. No credit allowance will be granted for that period. Special Construction as set forth in Section IV.A.3. preceding may also be applicable at the different CDL.</p>	
<p>A customer may request that Special Access not be interrupted during a move. To comply with that request, it may be necessary to install a duplicate Special Access, and subsequently discontinue the existing Special Access. Charges, monthly and nonrecurring, will apply for the duplicate Special Access. A new minimum period will be established for the duplicate portion of the Special Access, depending on which end of the Special Access is moved. The customer will remain responsible for all minimum period charges associated with the corresponding portion of the disconnected Special Access.</p>	
<p>The charge for the move depends on whether the move is within the same CDL or to a different CDL.</p> <p>a. Same CDL</p> <p>When the move of a termination of FIA, as defined in Section III.A.5., for special access is to a new point within the same CDL (same address and/or same building), the charge for the move will be the installation charge for the portion of the service being reterminated. There will be no change in the minimum period requirements. For services subject to payment plan regulations, the same payment period will remain in force.</p>	

## VI. SPECIAL ACCESS (Continued)

<p>b. Different CDL</p> <p>(1) When the move is to a different CDL (different address and different building), except as specified below, it will be treated as a disconnect and an installation of service. The appropriate service installation charge for the service termination(s) affected will apply. A new minimum period will be established for the installed Special Access Service. The customer will remain responsible for all minimum period charges associated with the disconnected Special Access Service. For services subject to payment plan regulations, a new payment plan will be established and full assessment of the remaining liabilities will be applicable.</p>	
<p>(2) When the move is to a different CDL but served by the same serving wire center, the following conditions apply:</p> <ul style="list-style-type: none"> <li>- A change ASR will be required.</li> <li>- The appropriate service installation charge for the service termination(s) affected will apply.</li> <li>- For Special Access services subject to payment plan regulations, if the customer of record remains the same with no lapse in service, the appropriate NRCs for changes will apply. Otherwise, the move will be treated as a disconnect and an installation of service and all appropriate NRCs and full assessment of the remaining liabilities will be applicable.</li> </ul>	
<p>5. <i>Rates and Charges on an Individual Case Basis</i></p> <p>a. The monthly rates and nonrecurring charges for the following service offerings will be developed on an Individual Case Basis:</p> <ul style="list-style-type: none"> <li>- Full-time Videoband - Type I Facilities</li> <li>- Wideband Analog - Group Band Facilities</li> <li>- Wideband Analog - Supergroup Band Facilities</li> <li>- Wideband Analog - Mastergroup Band Facilities</li> <li>- High Capacity Digital DS1C (3.152 Mbps) Special Access Lines</li> <li>- High Capacity Digital DS1C (3.152 Mbps) Special Transport</li> <li>- High Capacity Digital DS3C (89.472 Mbps) Facilities</li> </ul>	
<p>b. The monthly rates and nonrecurring charges for the following Multiplexing Arrangements will be developed on an Individual Case Basis:</p> <p style="margin-left: 40px;">Group to Voice Supergroup to Group Mastergroup to Supergroup DS1C to Voice DS1C to DS1 DS3C to DS1 Group to DS1</p>	

## VI. SPECIAL ACCESS (Continued)

<p>c. The monthly rates and nonrecurring charges for the following Supplemental Features will be developed on an Individual Case Basis:</p> <p>Dataphone Select-a-Station Bridging Common Equipment – Addressable. Dataphone Select-a-Station Bridging – Each Four-Wire Port.</p>	
<p>6. <i>Hub Wire Centers</i></p> <p>A Hub Wire Center is a Telephone Company designated serving wire center at which bridging or multiplexing arrangements are provided. Bridging is used to connect three or more CDLs in a multipoint arrangement. The multiplexing arrangements channelize analog or digital facilities to individual services requiring a lower capacity or bandwidth.</p>	
<p>Although Hub Wire Centers are defined as serving wire centers at which bridging or multiplexing arrangements are performed, they are not limited to providing these functions and may provide any other types of Special Access services offered in this tariff. For example, the Telephone Company will designate certain Hub Wire Centers for Program Audio service offerings and the termination of Group System DS3<sup>43</sup> Special Transport.</p>	
<p>The Telephone Company will designate the Hub Wire Center locations. Different locations may be designated as Hub Wire Centers for different functions, such as bridging or multiplexing arrangements, for different facility capacities (e.g., multiplexing from digital to digital may occur at one wire center while multiplexing from digital to analog may occur at a different wire center). The location of Hub Wire Centers and the types of hubbing functions offered at that location are identified in the NECA Tariff FCC No. 4.</p>	
<p>Some of the types of multiplexing provided include the following:</p> <ul style="list-style-type: none"><li>- from higher to lower bit rate,</li><li>- from higher to lower bandwidth,</li><li>- from digital to voice grade service.</li></ul>	
<p>The transmission performance for the end to end Special Access provided from CDLs will be that of the lower capacity or bit rate. For example, when a DS1 Special Access is multiplexed to voice frequency circuits, the transmission performance will be Voiceband, not High Capacity.</p>	
<p>The Telephone Company will commence billing the monthly rate for the Special Access Line and Special Transport or Special Access Cross Connect charge for EIS arrangements, for the High Capacity facility to the Hub Wire Center as of the service date, even though individual services utilizing those facilities may not be installed until a later date. If the customer has designated the type of multiplexing to be provided with the High Capacity facility, the nonrecurring charge for the Multiplexing Arrangement will be billed to the same customer at that same time, and the billing for the monthly rate will begin.</p>	

---

<sup>43</sup> Limited to those services so equipped and in service as of March 4, 1999.


## VI. SPECIAL ACCESS (Continued)

Individual Special Access rates (by Special Access type) will apply for the Special Access Line and additional Special Transport facilities (if required) for each channelized Special Access. These will be billed to the customer specified on the ASR as each individual Special Access is installed. The appropriate application of rate elements is specified in VI.F.7.b.. Shared use of a digital high capacity facility is provided for in VI.F.7.a..	
A customer may order full-time and/or part-time Program Audio Services between two (2) CDLs, or between a CDL and a Hub Wire Center, and will be billed accordingly at the rates set forth in Sections VI.G.3.a., VI.G.3.b., VI.G.3.c. and VI.G.3.d. following.	
At the request of the customer, the full-time and/or part-time services provided to a Hub Wire Center may be connected together in the following configurations: full-time to full-time, full-time to part-time, or part-time to part-time.	
The rates that apply for Program Audio Services between each CDL and the Hub Wire Center are Special Transport, if applicable, and Special Access Line. In addition, rates for Supplemental Features may be applicable.	
<b>7. Shared Use Analog and Digital High Capacity Services<sup>44</sup></b>  Monthly charges for a DS1 or DS3 high capacity shared used facility will be apportioned between Switched and Special Access based on the relative proportion of channels used for switched and special access in the following manner.	
If the facility is ordered as Special Access, rating as Special Access will continue until such time as a portion of the available capacity is used to provide Switched Access service. As individual channels are activated for Switched Access, monthly charges will be apportioned between Switched and Special Access based on the number of channels used for Switched Access and the number of remaining channels on the Special Access facility according to the following formula:  <ul style="list-style-type: none"><li>- The total shared use charge is equal to the Monthly Switched Access Charge times the number of channels used for Switched Access divided by twenty-four (24) for DS1 or 672 for DS3 plus the monthly Special Access Charge times the number of channels remaining for Special Access divided by twenty-four (24) for DS1 or 672 for DS3.</li></ul>	

---

<sup>44</sup> Shared Use Analog and Digital High Capacity Services are not available for arrangements between service areas listed under VI.B.7.h..

## VI. SPECIAL ACCESS (Continued)

<p>If the facility is ordered as Switched Access, rating as Switched Access will continue until such time as a portion of the available capacity is used to provide Special Access service. As individual channels are activated for Special Access, monthly charges will be apportioned between Switched and Special Access based on the number of channels used for Special Access and the number of remaining channels on the Switched Access Facility according to the following formula:</p> <ul style="list-style-type: none"> <li>- The total shared use charge is equal to the Monthly Special Access Charge times the number of channels used for Special Access divided by twenty-four (24) for DS1 or six hundred seventy-two (672) for DS3 plus the monthly Switched Access Charge times the number of channels remaining for Switched Access divided by twenty-four (24) for DS1 or six hundred seventy-two (672) for DS3.</li> </ul>	
<p>The monthly Switched and Special Access rate used will be the appropriate rate (Special Access SAL, Transport, Multiplexer and/or Cross Connect Arrangement and Switched Access Entrance Facility, Direct-Trunked Transport, Multiplexer and/or Cross Connect Arrangement) for the underlying shared use facility, i.e., if the underlying facility is a Special Access DS3 service, the corresponding Switched Access DS3 Transport will be used to determine the Switched Access monthly charges.</p>	
<p>Shared use of Special Access Fractional T1 (FT1) and FiberConnect is not available.</p>	
<p><b>8. Video Digital Transport Services</b></p> <p>a. Type I</p> <p>The rates and charges for use of facilities for Temporary Video Digital Transport Service - Type I Service are assessed on a per hop basis. A hop is defined as the transporting of a one-way video and associated audio signal(s) in a direct path from a transmitter location to the adjacent receiver location. The distance of a single hop is primarily a factor of the local geographics of the video path, therefore, more than one hop may be required between CDLs. The following diagram depicts a single hop.</p> 	
<p>There are two (2) separate rate categories for a hop which are based on the provisioning of service:</p> <ul style="list-style-type: none"> <li>- Video broadcasts which use permanent facilities, and</li> <li>- Video broadcasts which use nonpermanent facilities.</li> </ul> <p>(1) Use of Permanent Facilities for Temporary Video Digital Transport Service Type I, Broadcast</p> <p>Permanent facilities are those in-place facilities that are not removed at the end of a broadcast.</p>	



## VI. SPECIAL ACCESS (Continued)

	<p>The rates and charges for services provided over permanent facilities for Nonrecurring Charges, for Hourly Charges, and for Technician Standby, are set forth in Section VI.G.4.a.. Nonrecurring Charges for Temporary Video Digital Transport Service - Type I are also described in Section VI.F.1.e.(4).</p>	
	<p>The Telephone Company does not contemplate constructing permanent facilities to provision future requests for temporary Type I Video Digital Transport Service. However, in the event that a customer requests this type of provisioning in those states not designated as "NA", as set forth in VI.G.4. following, the Telephone Company will provide such facilities under Special Construction as set forth in Section IV.A.3. preceding. Accordingly, such facilities are deemed to be provided for the sole use of that customer and no other future use of those facilities is planned or expected by the Telephone Company.</p>	
(2) Use of Nonpermanent Facilities for Temporary Video Digital Transport Service Type I, Broadcast	<p>Nonpermanent facilities consist of portable microwave equipment (e.g., transmitter, receiver, antenna, connecting cables and associated equipment) which is set up for the broadcast and subsequently removed after the broadcast.</p>	
	<p>The rates and charges for services provided over nonpermanent facilities for Nonrecurring Charges, for Hourly Charges, and for Technician Standby are set forth in Section VI.G.4.a. following. Nonrecurring Charges for Temporary Video Digital Transport Service - Type I are described in Section VI.F.1.e.(4).</p>	
	<p>Where multiple hops are required to provide the requested service, the rates and charges will apply to each hop set up for the broadcast. The Technician Standby charge will only apply to the time the Video Digital Transport Service Type 1 service is provided. The Technician Standby charge is not applied on a per hop basis.</p>	
(3) Use of Combined Facilities for Temporary Video Digital Transport Service Type I, Broadcast	<p>Temporary Video Digital Transport Service may require the use of combined facilities to provide the requested service. Where permanent and nonpermanent facilities are used in tandem to provide a Video service, one-half (1/2) the nonrecurring charge will apply for the permanent facilities while the full nonrecurring charge will apply for the nonpermanent facilities. The hourly charge for both facilities will be applicable. The Technician Standby charge will only apply to the time the service is provided.</p>	

## VI. SPECIAL ACCESS (Continued)

<p>(4) Joint Provisioning of Service</p> <p>Where more than one Telephone Company is involved in the provisioning of a Temporary Video Digital Transport Service - Type I, such jointly provided facilities are subject to the rules and regulations outlined in Sections <i>III.G.</i> and <i>IV.C.</i>. When the multiple bill option is employed as set forth in Section <i>III.G.3.b.</i>, the rates will apply as follows: When only nonpermanent facilities are used to provision the service and the service is jointly provided, the rates for the Video service will be one-half (1/2) the nonrecurring charge and one-half (1/2) the hourly charge. Where permanent facilities are used to provision the Video service and the service is jointly provided, the rates for the service are the entire nonrecurring charge and the entire hourly charge. Where a combination of permanent and nonpermanent facilities are used in the joint provisioning of the service, the rates for the Video service will be one-half (1/2) the nonrecurring charge for the permanent and nonpermanent facilities and one-half (1/2) the hourly charge for the nonpermanent facilities and the entire hourly charge for the permanent facilities.</p>	
<p>When a single bill option is employed as set forth in Section <i>III.G.3.a.</i>, the rates will apply as follows: where any combination of permanent and nonpermanent facilities are used to jointly provide the service, the entire nonrecurring charge and the entire hourly charge will apply.</p>	
<p>The entire Technician Standby charge will be applied to the time the service is provided under either a single bill option or a multiple bill option.</p>	
<p>b. Type II</p> <p>(1) Rate Application</p> <p>(a) Standard Arrangements</p> <p>(i) Video Digital Transport Service – Up to 45 Mbps</p> <p>The rates and charges for Video Digital Transport Service - Up to 45 Mbps are time sensitive and applied based on the duration of the video connection. Only one (1) level of charge will apply to continuous usage, either minute sensitive, daily, weekly or monthly. In no event will the charge for continuous video usage exceed the rate for the next higher time frame level of usage.</p>	
<p>For example, for two (2) days of continuous usage, two (2) times the daily rate would apply. For three (3) days, the weekly rate is applicable since three (3) times the daily rate exceeds the weekly rate.</p>	
<p>The rates set forth under <i>VI.G.4.b.(1)(a)</i> apply for each segment between the customer location and the hub.</p>	
<p>Video Digital Transport Service - Up to 45 Mbps is offered under a one (1), three (3) or five (5) year plan at rates set forth under <i>VI.G.4.b.(3)(a)</i>.</p>	

## VI. SPECIAL ACCESS (Continued)

<p>(ii) Video Digital Transport Service – 270 Mbps<sup>45</sup></p> <p>(a) General</p> <p>Video Digital Transport Service - 270 Mbps is offered as a switched configuration or a dedicated (non-switched) configuration. The switched configuration may be a point-to-point or multi-point arrangement that terminates on ports of the Telephone Company's video switch. The dedicated arrangement is a point-to-point service for the transmission of video without accessing the Telephone Company's video switch.</p>	
<p>Video Digital Transport Service - 270 Mbps is available under a month-to-month arrangement, term commitment plan of one (1), two (2), three (3) or five (5) years, or on a daily basis. The month-to-month offering requires a minimum service period of three (3) months. In addition, with the exception of daily rates, for the switched configuration there are two (2) volume tier levels used in determining applicable rates, 1-4 switched access line connections and 5 or more line connections between the same locations. When ordering additional connections, the customer must advise the Telephone Company of the number of existing connections at the location.</p>	
<p>Video Digital Transport Service 270 Mbps is provided via fiber optic or other compatible facilities. Where appropriate facilities are not available, Special Construction charges may apply as set forth in Section /V.A.3. preceding to provide such facilities required to meet the customer's request.</p>	
<p>(b) Rate Elements</p> <p>The rate elements for Video Digital Transport Service - 270 Mbps are described as follows:</p> <p>(i) Switched Video Access Line (SVAL)</p> <p>The Switched Video Access Line (SVAL) provides for the Video Digital Transport Service - 270 Mbps line connection between the customer designated locations and its serving wire center. The SVAL includes the appropriate video-enabling equipment, circuit equipment, and outside plant facilities to access the customer's serving wire center. The standard SVAL arrangement defines the technical characteristics associated with the type of facilities with which the video service will interconnect and the type of signaling capability, if any. The SVAL includes any video encoding device that may be necessary to provide the service if any is required.</p>	
<p>The SVAL is available on a unidirectional or bi-directional basis.</p>	

<sup>45</sup> Service availability limited. Refer to footnote in Section V.B.4.c.

## VI. SPECIAL ACCESS (Continued)

<p>(ii) Switched Video Port</p> <p>The Switched Video Port is the rate element that provides for the connection of an SVAL to the Telephone Company's video network switch. The Switched Video Port rate is applied per SVAL on a unidirectional or bi-directional basis as determined by the directionality of the SVAL associated with the port.</p>	
<p>(iii) Dedicated Video Line</p> <p>The Dedicated Video Line (DVL) provides for a non-switched Video Digital Transport Service - 270 Mbps line connection between the customer dedicated location and its serving wire center for the purpose of point-to-point video transmission without connecting to a Telephone Company video switch.</p>	
<p>(iv) Video Digital Transport Service – 270 Mbps Transport</p> <p>The Video Digital Transport Service - 270 Mbps Transport rate element provides for the interoffice transmission facilities for service arrangements where the customer designated locations are not served by the same wire center and/or for switched video arrangements for interoffice transmission facilities between the serving wire center of the customer designated location and the video switch. Where a service is provided by more than one company, transport will be measured to the meet point as set forth under Section IV.C.. Transport rates are applied under two rate elements, a per airline mile rate component and a fixed mileage component for each twenty (20) miles of transport or fraction thereof.</p>	
<p>(v) Optinal Features – Video Digital Transport Service 270 Mbps</p> <p>(a) Audio</p> <p>Audio channels are offered as an unbundled optional feature for Video Digital Transport Service - 270 Mbps, as not all 270 Mbps video service arrangements require audio. Audio is provided in pairs of stereo channels.</p>	
<p>(b) Alternate Switching – Manual</p> <p>Alternate Switching-Manual provides the customer the ability to call the Video Transmission Center (VTC) and request a video technician to establish or switch up a connection to another location. This optional feature is available at the rate set forth under VI.G.4.b.(2)(b) and applies on a per switching event basis.</p>	

## VI. SPECIAL ACCESS (Continued)

<p>(c) Conversion Services</p> <p>Conversion services are offered to handle compatibility requirements between the end points of a video circuit. There are two conversion options available - Format Conversion and Codec Conversion.</p> <p>(i) Format Conversion provides for analog to digital, digital to analog, composite to component, component to composite, serial digital to composite, serial digital to component, composite to serial digital and component to serial digital conversions, as may be required.</p>	
<p>(ii) Codec Conversion provides codec compatibility between the end points of the video circuit.</p>	
<p>(d) Interhub Arrangement</p> <p>An interhub arrangement provides for the connection of a Video Digital Transport Service between video hub wire centers or from a video hub wire center to a meet point.</p>	
<p>Rates are applied per mile between the video hubs or from a hub to a meet point and per port for each hub connection.</p>	
<p>(iii) Video Digital Transport Service – TV1-Analog</p> <p>(a) General</p> <p>Video Digital Transport Service - TV1-Analog is offered as a switched configuration or a dedicated (non-switched) configuration. The switched configuration may be a point-to-point or multi-point arrangement that terminates on ports of the Telephone Company's video switch. The dedicated arrangement is a point-to-point service for the transmission of video without accessing the Telephone Company's video switch.</p>	
<p>Video Digital Transport Service - TV1-Analog is available under a month-to-month arrangement, term commitment plan of one (1), two (2), three (3) or five (5) years, or on a part-time basis. The month-to-month offering requires a minimum service period of three (3) months.</p>	
<p>Where appropriate facilities are not available, Special Construction charges may apply as set forth in Section IV.A.3. preceding to provide such facilities required to meet the customer's request.</p>	

## VI. SPECIAL ACCESS (Continued)

<p>(b) Rate Elements</p> <p>The rate elements for Video Digital Transport Service TV1-Analog are described as follows:</p> <p>(i) Switched Video Access Line (SVAL)</p> <p>The Switched Video Access Line (SVAL) provides for the Video Digital Transport Service - TV1-Analog line connection between the customer designated locations and its serving wire center. The SVAL includes the appropriate video-enabling equipment, circuit equipment, and outside plant facilities to access the customer's serving wire center. The standard SVAL arrangement defines the technical characteristics associated with the type of facilities with which the video service will interconnect and the type of signaling capability, if any. The SVAL includes any video encoding device that may be necessary to provide the service if any is required.</p>	
<p>The SVAL is available on a unidirectional or bidirectional basis and is applied on a First and Additional (at same location) SVAL basis.</p>	
<p>(ii) Switched Video Port</p> <p>The Switched Video Port is the rate element that provides for the connection of an SVAL to the Telephone Company's video network switch. The Switched Video Port rate is applied per SVAL on a First and Additional port basis as associated with a First or Additional SVAL.</p>	
<p>(iii) Dedicated Video Line</p> <p>The Dedicated Video Line (DVL) provides for a non-switched Video Digital Transport Service - TV1-Analog line connection between the customer dedicated location and its serving wire center for the purpose of point-to-point video transmission without connecting to a Telephone Company video switch.</p>	
<p>(iv) Video Digital Transport Service – TV1-Analog Transport</p> <p>The Video Digital Transport Service - TV1-Analog Transport rate element provides for the interoffice transmission facilities for service arrangements where the customer designated locations are not served by the same wire center and/or for switched video arrangements for interoffice transmission facilities between the serving wire center of the customer designated location and the video switch. Where a service is provided by more than one company, transport will be measured to the meet point as set forth under Section IV.C.. Transport rates are applied under two rate elements, a per airline mile rate component and a fixed mileage component for each twenty (20) miles of transport or fraction thereof.</p>	

## VI. SPECIAL ACCESS (Continued)

<p>(v) Optional Features – Video Digital Transport Service – TV1-Analog</p> <p>(a) Audio</p> <p>One (1) or two (2) audio channels are provided with each TV1-Analog arrangement. Additional audio channels, up to two (2) more, are available at the customer's option, at rates set forth under VI.G.4.b.(2)(b)(i).</p>	
<p>(b) Alternate Switching – Manual</p> <p>Alternate Switching-Manual provides the customer the ability to call the Video Transmission Center (VTC) and request a video technician to establish or switch up a connection to another location. This optional feature is available at the rate set forth under VI.G.4.b.(2)(b)(ii) and applies on a per switching event basis.</p>	
<p>(c) Conversion Services</p> <p>Conversion Services are offered to handle compatibility requirements between the end points of a video circuit. There are two conversion options available, Format Conversion and Codec Conversion.</p> <p>(i) Format Conversion provides for analog to digital, digital to analog, composite to component, component to composite, serial digital to composite, serial digital to component, composite to serial digital and component to serial digital conversions, as may be required.</p>	
<p>(ii) Codec Conversion provides codec compatibility between the end points of the video circuit.</p>	
<p>(d) Interhub Arrangement</p> <p>An Interhub Arrangement provides for the connection of a Video Digital Transport Service between video hub wire centers or from a video hub wire center to a meet point.</p>	
<p>Rates are applied per mile between the video hubs or from a hub to a meet point and per port for each hub connection.</p>	

## VI. SPECIAL ACCESS (Continued)

<p>(b) Term Commitment Plan (TCP)<sup>46</sup></p> <p>(i) General</p> <p>Video Digital Transport Service Type II is available under a Term Commitment Plan (TCP).</p>	
<p>Video Digital Transport Service - Up to 45 Mbps is offered under a one (1), three (3) or five (5) year plan at rates set forth under VI.G.4.b.(3)(a). Video Digital Transport Service - 270 Mbps<sup>47</sup> and TV1-Analog are offered under a one (1), two (2), three (3) or five (5) year plan at rates set forth under VI.G.4.b.(3)(b) and (c), respectively</p> <p>(a) The customer must designate on the ASR the commitment term selected.</p>	
<p>(b) Three (3) year and five (5) year rates will be equal to or less than the one (1) year rates.</p>	
<p>(c) Inside moves in accordance with VI.F.4. will not incur termination liability charges.</p>	
<p>(d) Outside moves in accordance with VI.F.4.b.(2) will allow the customer to retain the same TCP period. Any other move will be treated as a disconnect of the service and termination liability charges will apply.</p>	
<p>(ii) Change in Term Length</p> <p>Prior to the completion of the selected TCP term, the customer may elect to convert to a new TCP of the same or different term length subject to the following:</p> <ul style="list-style-type: none"> <li>- No term credit is applied for payments made under the original plan.</li> <li>- If the new term selected is shorter than the time remaining under the existing TCP, the change to the new TCP constitutes a disconnect of the existing TCP and termination liability charges will apply.</li> </ul>	
<p>(iii) Renewal Options</p> <p>(a) At the expiration of a TCP period, the Telephone Company will automatically renew the service at the same TCP period unless the customer chooses to convert to month-to-month or time sensitive billing, or discontinue service.</p>	

<sup>46</sup> Effective November 21, 2017, new subscriptions to Term Commitment Plan is no longer permitted. TCP customers subscribed as of November 21, 2017 may continue with their existing subscriptions. If at any time an existing customer terminates its TCP, the customer may not re-subscribe to the plan.

<sup>47</sup> Service availability limited. Refer to footnote in Section V.B.4.c.



## VI. SPECIAL ACCESS (Continued)

(b) Conversion to a different TCP period will require the customer to submit a change order ASR. Conversion to a different TCP period will be allowed without application of any nonrecurring or ordering charges.	
(c) Conversion to standard arrangement rates (month-to-month or time sensitive) will be treated as a disconnect of service and establishment of new service. If no other changes are ordered, no NRCs will apply.	
(iv) Notification of Discontinuance  An ASR for discontinuance of a TCP arrangement must be received by the Telephone Company at least thirty (30) days prior to actual disconnect of service. Monthly charges will apply for a period of thirty (30) days from the date the Telephone Company receives disconnect notification or until the requested disconnect date, whichever period is longer.	
(v) Update to a Digital Service  During a TCP period, customers may elect to upgrade from a Video Digital Transport Service Type II TV-1 Analog service to either a Video Digital Transport Service Type II Up-to-45Mbps or a Video Digital Transport Service Type II 270Mbps Unidirectional digital arrangement provided by the Telephone Company. Termination liability will be waived, subject to the upgrade meeting all of the following conditions: <ul style="list-style-type: none"><li>- The upgraded service will be subject to all appropriate nonrecurring charges.</li><li>- The upgraded service remains connected at the same customer designated locations (CDL).</li><li>- The term length of the replacing digital arrangement is equal to or longer than the term length of the Video Digital Transport Service Type II TV-1 Analog service.</li></ul>	

## VI. SPECIAL ACCESS (Continued)

<p>(vi) Termination Liability</p> <p>When a TCP arrangement is discontinued prior to the end of the commitment period, termination liability charges, as set forth following, will apply based on the remainder of the TCP period in effect at the time of disconnect.</p> <p>One Year TCP – fifty percent (50%) of any remaining portion of the first (1<sup>st</sup>) year's recurring charges.</p> <p>Two Year TCP – fifty percent (50%) of any remaining portion of the first (1<sup>st</sup>) year's recurring charges. In addition, for any remaining portion of the second (2<sup>nd</sup>) year, the customer will be liable for ten percent (10%) of the total monthly recurring charges in that time period.</p> <p>Three Year TCP – fifty percent (50%) of any remaining portion of the first (1<sup>st</sup>) year's recurring charges. In addition, for any remaining portion of the second (2<sup>nd</sup>) and third (3<sup>rd</sup>) years, the customer will be liable for ten percent (10%) of the total monthly recurring charges in that time period.</p> <p>Five Year TCP – fifty percent (50%) of any remaining portion of the first (1<sup>st</sup>) year's recurring charges. In addition, for any remaining portion of the second (2<sup>nd</sup>) through fifth (5<sup>th</sup>) years, the customer will be liable for twenty percent (20%) of the total monthly recurring charges in that time period.</p>	
<p>(vii) Termination Without Liability</p> <p>During a TCP period, should the currently effective rates for a customer's service increase, the customer may, at their option, terminate the TCP arrangement without penalty or liability.</p>	
<p>During a TCP period, customers may upgrade analog service, subject to Section VI.F.8.b.(1)(b)(v) preceding, without termination liability.</p>	
<p>(2) Shared Use of Videoband Service – Type II/Video Digital Transport Service</p> <p>Multiple users may share a Videoband - Type II/Video Digital Transport Service connection from a specific customer site to a video carrier's location. The Telephone Company will bill the usage to the customer who requests the video connection.</p>	
<p>(3) Availability of Videoband Service – Type II/Video Digital Transport Service</p> <p>The Telephone Company does not guarantee the availability of access facilities to serve all customers for all possible simultaneous video connection requirements. Customer access will be provided on a first-come, first-serve basis.</p>	

## VI. SPECIAL ACCESS (Continued)

<p>(4) Use of Video Digital Transport Service – Type II Facilities for Other Than Video Transport</p> <p>Type II facilities are designed for the express use of Type II video connections. Use of these facilities for transmission of other than video and the associated audio signals, by the customer, may result in interference or impairment of telephone company facilities and will be subject to the provisions in Section III.B.2..</p>	
<p>9. <i>Special Access Surcharge</i></p> <p>Pending the development of techniques to accurately measure usage of local facilities which are interconnected by users by means of interstate or foreign telecommunications, a surcharge of twenty-five dollars (\$25.00) per service per month will be assessed to a two (2) point Special Access Service, and to each additional Special Access Line when the service is configured as multipoint. The Special Access Surcharge will also be assessed upon Wideband Analog, High Capacity Digital and FT1 Services on a voiceband equivalent basis. The voiceband equivalency for these type services is as follows:</p> <ul style="list-style-type: none"> <li>- High Capacity DS1 equates to 24 Voiceband Facilities</li> <li>- High Capacity DS1C equates to 48 Voiceband Facilities</li> <li>- High Capacity FiberConnect equates to a maximum of 96 Voiceband Facilities</li> <li>- High Capacity DS3 equates to 672 Voiceband Facilities</li> <li>- High Capacity DS3C equates to 1344 Voiceband Facilities</li> <li>- Wideband Group equates to 12 Voiceband Facilities</li> <li>- Wideband Supergroup equates to 60 Voiceband Facilities</li> <li>- Wideband Mastergroup equates to 600 Voiceband Facilities</li> <li>- Each 56 Kbps or 64 Kbps channel in a FT1 Service equates to one Voiceband Facility.</li> <li>- High Capacity E1 equates to 30 Voiceband Facilities</li> </ul>	
<p>The special Access Service will be exempted from the monthly surcharge if the customer provides the Telephone Company written certification that the termination is one of the following:</p> <p>a. The open end termination (dial tone end) of a Foreign Central Office Line, Common Control Switching Arrangement (or equivalent) or Off Network Access Line (ONAL).</p>	
<p>b. Any termination of an analog circuit used for radio or television program transmission.</p>	
<p>c. Any termination of a line used for telex service.</p>	
<p>d. Any termination of a line by nature of its operating characteristics and nature of connection could not make use of common lines.</p>	
<p>e. Any line termination, other than a. through d. preceding, which is subject to the following charges: a.) Carrier Common Line, b.) End Office Switching, and c.) Switched Transport.</p>	
<p>f. A termination that the customer certifies to the Telephone Company is not connected to a PBX or other device capable of interconnecting the Special Access Service to the local network. If the PBX or other device has been configured either through software programming or physical restrictions not to access the local network, then the customer may file the surcharge exemption for the Special Access Service terminating on this equipment.</p>	

## VI. SPECIAL ACCESS (Continued)

<p>In order for the Telephone Company to determine the application of the surcharge with respect to specific services, the customer must report the intended use of all services when placing ASRs for Special Access Service. In addition, when ordering High Capacity Analog or Digital services, the customer must report the use for each voice equivalent circuit of the high capacity service. When any circuit is reported wholly used in any manner described in a. through f. preceding, the surcharge will not apply. If the intended use is not reported, the surcharge will apply.</p>	
<p>If, at any time after the installation of a service which is subject to the surcharge, the customer reports that the service is being used consistently with any exception listed above, the Telephone Company will credit the customer for the surcharge. Credit will not be given beyond the receipt date of the certification for exemption.</p>	
<p><b>10. Message Station Equipment Recovery Charge</b></p> <p>Message Station Equipment Recovery Charge is a charge to recover that portion of message station equipment which is assigned to Special Access Service. Since there is zero (0) cost assigned to Message Station Equipment Recovery in Special Access the charge is \$.00.</p>	
<p><b>11. DS3 High Capacity Services<sup>48</sup></b></p> <p>a. DS3 Rate Structure</p> <p>A DS3 (44.736Mbps) High Capacity SAL, whether an Individual, 3-System or Unlimited System, may be purchased with or without electronics. When a SAL is ordered with electronics the Telephone Company will place electronics at both the CDL and the serving wire center. When a SAL is ordered without electronics the Telephone Company will only place electronics at the serving wire center and not at the CDL. Effective May 18, 2002, when a DS3 SAL is ordered without electronics the interface must be optical unless an Additional SAL is added to an existing System with an electrical interface. When ordered with electronics the interface may be electrical or optical.</p>	
<p>DS3 SALs are non-distance sensitive and are provided on a protected basis.</p> <p>Individual System:</p> <p>An Individual System is a single DS3 between a CDL and the serving wire center. The appropriate NRC is applied per SAL.</p> <p>Transport rate elements are applied per SAL when transport between offices is required. In instances when a SAL is ordered to a second CDL in conjunction with an Individual System SAL and Transport between offices is required Transport rate elements are applied per circuit.</p>	

<sup>48</sup> High Capacity DS1 and DS3 services may be provided between service areas shown under VI.B.7.h., where facilities and conditions permit.

## VI. SPECIAL ACCESS (Continued)

<p>3-System<sup>49</sup></p> <p>The 3-System allows the same customer, between the same CDL and the serving wire center, to order additional DS3 SALs, up to a maximum of two (2). Additional SALs may only be added with the same interface, electrical or optical, and with Telephone Company electronics or without Telephone Company electronics as the First System. The appropriate NRC is applied per SAL.</p> <p>Transport rate elements are applied per SAL when transport between offices is required. In instances when a SAL is ordered to a second CDL in conjunction with a 3-System SAL and Transport between offices is required Transport rate elements are applied per circuit.</p>	
<p>Unlimited System<sup>49</sup></p> <p>The Unlimited System allows the same customer, between the same CDL and the serving wire center, to order additional DS3 SALs, with no maximum. Additional SALs may only be added with the same interface, electrical or optical, and with Telephone Company electronics or without Telephone Company electronics as the First System. The appropriate NRC is applied per SAL.</p> <p>Transport rate elements are applied per SAL when transport between offices is required. In instances when a SAL is ordered to a second CDL in conjunction with an Unlimited System SAL and Transport between offices is required Transport rate elements are applied per circuit.</p>	
<p>Group Systems</p> <p>Group System DS3s are limited to those services so equipped and in service as of March 4, 1999. Group System DS3s provide a total capacity of twelve (12) (DS3 x 12) or twenty-four (24) (DS3 x 24) DS3 SALs. All DS3s in a Group System must be between the same CDL and serving wire center.</p>	
<p>A DS3 SAL provides a spare transmission path (transmit and receive) connected to an automatic protection switch. In the event of failure in the primary service, traffic will be automatically transferred to the spare transmission facilities. The spare transmission path will normally be provided on the same route as the primary path. When a customer orders a DS3 SAL, the customer may request that the spare transmission path be provided via an alternate route provisioned as the Telephone Company may elect. If common points for the primary and alternate route become necessary, these points will be identified by the Telephone Company and provided to the ordering customer. Should the routing arrangement require special routing requirements specified by the customer, other rates and regulations as set forth in Section X. or Section XI. may be applicable.</p>	

<sup>49</sup> Effective November 21, 2017, new subscriptions to DS3 3-System and Unlimited System are no longer permitted. DS3 3-System and Unlimited System customers subscribed as of November 21, 2017 may continue with their existing subscriptions. If at any time an existing customer terminates its DS3 3-System and Unlimited System, the customer may not re-subscribe to the plan.

## **VI. SPECIAL ACCESS** (Continued)

<p>A customer may order the same or different type of DS3 SALs for each CDL(s) at which DS3 service is terminated.</p>	
<p>When a customer requests the disconnect of a DS3 service in the 3 System DS3 or Unlimited System DS3, an Additional System DS3 SAL must be disconnected first. When only the First DS3 service exists, that service will be disconnected.</p>	
<p>Any costs associated with Special Construction as set forth in Section IV.A.3. preceding may apply.</p>	
<p>DS3 Special Transport contains two rate elements, Special Transport Termination and Special Transport Facility. Special Transport Termination rates apply for the termination of each end of the interoffice facility. Special Transport Facility rates apply for each airline mile of the interoffice facility. Group System DS3<sup>50</sup> Transport Terminations (DS3 x 12 and DS3 x 24) and Group System DS3<sup>50</sup> Transport Facilities are only available when connected to at least one DS3 Group System<sup>50</sup> SAL of the same level (12 or 24). In addition, the Special Transport Facility and Special Transport Termination rates apply per DS3 Group of twelve (12) or twenty-four (24)<sup>50</sup>.</p>	
<p>b. Minimum Service Periods</p> <p>Individual DS3s and System DS3s are offered under four (4) minimum service periods, each with different rate levels. The minimum service periods are one (1), three (3), five (5) and seven (7) years. The customer must specify the minimum service period at the time the service is ordered. First and Additional DS3 SALs (3 System DS3s and Unlimited System DS3s) can have a different minimum service period. However, each DS3 SAL of a two-point DS3 service must have the same minimum service period.</p>	
<p>The customer may select a longer minimum service period at any time, without penalty or application of nonrecurring charges, to obtain the lower monthly recurring rates associated with a longer minimum service period. When the customer selects this option, no credit toward the new service period will be given for the amount of time they were under the shorter minimum service period. The new recurring charges will apply subsequent to the effective date of the new minimum service period.</p>	
<p>c. Expiration of Service Period</p> <p>At the expiration of a service commitment period, the customer may select a new DS3 commitment period. If the customer does not select a new minimum service period within sixty (60) days from the expiration date, billing will remain at the current service period and a new DS3 minimum service period will begin based on the previously effective service period. All terms and conditions, including Subsequent Termination Liabilities, will apply to the new DS3 period.</p>	

<sup>50</sup> Limited to those services so equipped and in service as of March 4, 1999.

## VI. SPECIAL ACCESS (Continued)

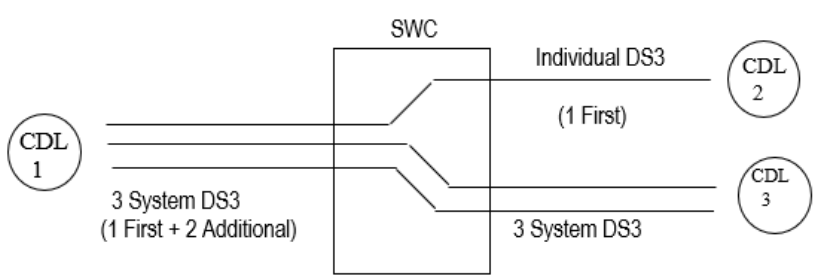
Customers with expired service periods for the Individual System, Three System and Unlimited System DS3s, prior to the effective date of this tariff offering will have up to one hundred eighty (180) days to select a new commitment service period. If the customer does not select a new service period within one hundred eighty (180) days of the effective date of this tariff, billing will remain at the current service period and a new DS3 minimum service period will begin based on the last service period. The beginning date of the new service period will be the date immediately following the expiration date of the expired service period. This does not apply to the grandfathered DS3 Group System service offerings.		
d. Discontinuance Without Liability – DS3 Minimum Service Period		
Should the recurring charges for a customer's DS3 service increase, in aggregate, by more than ten percent (10%) from the original recurring charges during the minimum service period, the customer may, at their option, terminate the DS3 service without penalty or liability.		
e. Discontinuance With Liability – DS3 Minimum Service Period		
When a DS3 service is discontinued prior to the end of the minimum service period, the customer will be liable for a percentage of the total monthly charges for the remaining portion of the applicable minimum service period. This charge will be based on the rates in effect at the time of disconnect. There are two liability periods for DS3 service, "first liability period" and "subsequent liability period". The "first liability period" is the period beginning from the establishment of the DS3 and is based on the customer's initial commitment term for the DS3. The "subsequent liability period" is the period after the customer's initial commitment term has expired and the customer wants to renew the DS3 service with the existing term period or select a new DS3 term period. The customer's total liability for the "first liability period" or "subsequent liability period" is dependent upon the number of months remaining within the year that the service is discontinued times the liability rate for that year plus the total monthly charges for each annual period remaining in the "first liability period" or "subsequent liability period" times the applicable liability rate. The liability rates for each year of the minimum service period are as follows:		
Year In Which Service Is Discontinued	1 <sup>st</sup> Liability Period Rate	Subsequent Liability Period Rate
1	45%	20%
2	30%	20%
3	25%	20%
4	20%	20%
5	20%	20%
6	20%	20%
7	20%	20%
For example, if a customer with a first liability period of seven years discontinues the DS3 service after six (6) months within the 4th year, the customer will be liable for twenty percent (20%) of the total monthly charges for six (6) months, twenty percent (20%) of the total monthly charges for the 6th year and twenty percent (20%) of the total monthly charges for the 7th year.		

**VI. SPECIAL ACCESS** (Continued)

<p>For example, if DS3 service is disconnected during the subsequent seven (7) year liability period, the customer will be liable for twenty percent (20%) of the total monthly charges for the remaining months for each annual period remaining in the seven (7) year minimum service period.</p>	
<p>Customers with a minimum service period arrangement of three years or greater established on or prior to September 17, 1992, who discontinue service are eligible for limitation of the termination liability as set forth below.</p>	
<p>Customer liability will be calculated as previously stated but will be limited to:</p> <p>The dollar difference between: a.) the amount the customer has already paid and, b.) any additional charges that the customer would have paid for service if the customer had taken a shorter term offering corresponding to the term actually used.</p> <p>For example, if a customer with a seven (7) year minimum service period discontinues service six (6) months after the end of the third year, the customer liability will not exceed:</p> <p>(Three (3) year monthly rate - seven (7) year monthly rate) x 42 months</p>	
<p>f. Notification of Discontinuance</p> <p>Notice of discontinuance must be given by the customer at least thirty (30) days prior to actual discontinuance. Monthly charges will apply for a period of thirty (30) days from the date the Company receives discontinuance notification or until the requested discontinuance date, whichever period is longer.</p>	
<p>g. Upgrade to Higher Speed Service</p> <p>Customers may elect to upgrade DS3 service(s) to a higher speed during a first liability period or subsequent liability period. The upgraded service will be subject to all appropriate NRCs.</p>	
<p>If the following conditions exist, no termination liabilities will be applied:</p> <ul style="list-style-type: none"> <li>- Both the existing and the new services are provided solely by the Company.</li> </ul>	
<ul style="list-style-type: none"> <li>- The order to discontinue a service at an existing speed or capacity and the order for the upgraded service are received by the Company at the same time.</li> </ul>	
<ul style="list-style-type: none"> <li>- The new service will be provided at the same customer location(s) as the discontinued service.</li> </ul>	
<ul style="list-style-type: none"> <li>- The fixed-period plan for the upgraded service(s) meets or exceeds the remaining length of the existing fixed-period plan, except where an equal to or longer fixed-period plan is not available, in which case the longest fixed-period plan must be selected.</li> </ul>	
<ul style="list-style-type: none"> <li>- The total monthly rate of the new agreement is equal to or greater than the total monthly rate of the existing agreement period.</li> </ul>	



## VI. SPECIAL ACCESS (Continued)

<ul style="list-style-type: none"> <li>- The monthly rates for the upgraded services and/or service elements will be those in effect at the time of the service upgrade. The upgraded service will be subject to all appropriate nonrecurring charges.</li> </ul>	
<ul style="list-style-type: none"> <li>- Termination liability charges will not apply as long as the upgraded service remains connected at the same point of termination(s) or meets the requirements set forth in Section VI.F.4.b.(2).</li> </ul>	
<p>h. DS3 Multiplexer Cross Connect Arrangement</p> <p>The DS3 Multiplexer Cross Connect Arrangement allows a customer to a.) cross connect digital DS-1 channels from a DS3 Multiplexer to another DS3 Multiplexer or b.) to cross connect digital DS1 channels from a DS3 Multiplexer to an OC-3 CO-Node purchased from Section XXI.. When the DS3 Multiplexer Cross Connect is applied between a DS3 Multiplexer and an OC-3 CO-Node, applicable Section XXI. rate elements are applied in addition to the DS3 Multiplexer Cross Connect. If the DS3 multiplexer is located in a different hub wire center then the other DS3 multiplexer or OC-3 CO-Node, DS1 special transport will apply in addition to the DS3 Cross Connect charge. The customer must provide the (CFA and SCFA) for both multiplexed services or OC-3 CO-Node on the ASR.</p>	
<p>The rate as specified in Section VI.G.15. will apply per cross connect arrangement.</p>	
<p>i. Partitioned Billing Arrangement (PBA)</p> <p>PBA is a service arrangement that allows System DS3 (3 System, Unlimited System, or Group System<sup>51</sup>) customers to partition the multiple DS3s to a number of CDLs on the other end of the circuit (see diagram below). All rate elements associated with the PBA must be billed to the same customer.</p>  <pre> graph LR     CDL1((CDL 1)) --- SWC[SWC]     CDL2((CDL 2)) --- SWC     CDL3((CDL 3)) --- SWC     SWC --- DS3_1[3 System DS3 (1 First + 2 Additional)]     SWC --- DS3_2[Individual DS3 (1 First)]     SWC --- DS3_3[3 System DS3]     </pre>	
<p>For 3 System DS3s and Unlimited System DS3s ordered under a PBA, each CDL must have a first system SAL. Additional SALs may then be ordered under the normal System terms and conditions.</p>	

<sup>51</sup> Limited to those services so equipped and in service as of March 9, 1999.

## VI. SPECIAL ACCESS (Continued)

When Group System DS3 Special Transport <sup>52</sup> is provided as part of a PBA, a Group System DS3 SAL <sup>52</sup> of the same level (DS3 x 12, DS3 x 24) <sup>52</sup> must be connected to one end of the Group DS3 Special Transport <sup>52</sup> . Under a PBA only, DS3 x 12 Group System Special Transport <sup>52</sup> may be connected to DS3 x 24 Group System Special Transport <sup>52</sup> at hub wire centers. Also, standard DS3 Special Transport may be connected to either DS3 Group System Special Transport <sup>52</sup> at hub wire centers. All DS3 Special Transport Terminations apply for each type of DS3 Special Transport.	
When ordering a PBA the customer must specify on the ASR the Access Service Group (ASG) and the First System DS3 circuit identification (ECCKT) at both CDLs. Each 3 System DS3 and/or Unlimited System DS3 at a CDL must be ordered as separate PBAs.	
Customers with existing DS3 Systems (3 System, Unlimited System, or Group System <sup>53</sup> ) may convert to a PBA. To convert, the customer must issue discontinuance of service ASR(s) for the existing DS3s and establishment of new service ASR(s) for each CDL to be converted to the PBA. If no physical changes to the service(s) are required, no NRCs apply. If any physical changes are required, appropriate NRCs will apply.	

---

<sup>52</sup> Limited to those services so equipped and in service as of March 9, 1999.

<sup>53</sup> Limited to those services so equipped and in service as of March 9, 1999.

## VI. SPECIAL ACCESS (Continued)

<p>12. <i>Optional Payment Plan (OPP)</i><sup>54</sup></p> <p>a. General</p> <ol style="list-style-type: none"> <li>(1) The terms and conditions specified herein are applicable to FT1, FiberConnect, and DDS services. Additional terms and conditions for FT1 OPP are set forth in <i>VI.F.12.h.</i>. Additional terms and conditions for DDS are set forth in <i>VI.F.12.i.</i></li> <li>(2) Only the Special Access Line (SAL) rate element is available under an OPP. All other associated rate elements or additional features are available at the standard month-to-month tariffed rates and regulations.</li> <li>(3) FT1 OPP SAL rates will not be greater than standard month-to-month SAL rates. FiberConnect is not available on a month-to-month basis.</li> <li>(4) Three (3) year and five (5) year OPP rates will be equal to or less than the one (1) year OPP rates. Decreases to the one (1) year OPP will flow through to the three (3) year and five (5) year OPP.</li> <li>(5) Payment periods of one (1) year, three (3) year, and five (5) years are available to all customers at the applicable rates set forth in <i>VI.G.5.b.</i>, <i>VI.G.8.</i> or <i>VI.G.9.b.</i> regardless of when they subscribe to an OPP arrangement.</li> <li>(6) The customer must designate on the ASR the payment period for the OPP.</li> <li>(7) Inside moves, provided in accordance with <i>VI.F.4.</i>, will not incur termination liability charges.</li> <li>(8) Outside moves provided in accordance with <i>VI.F.4.b.(2)</i> will allow the customer to retain the same OPP payment period. Any other move will be treated as a disconnect of the service and termination liability charges will apply.</li> </ol>	
<p>b. Changes in Length of OPP Period</p> <p>Prior to the completion of the selected OPP period, the customer may elect to convert to a new OPP period of the same or different length, subject to the following conditions:</p> <ul style="list-style-type: none"> <li>- No credit toward the new payment period will be given for payments made under the original OPP arrangement.</li> <li>- Nonrecurring charges will not be reapplied for existing service(s).</li> <li>- If the new OPP period is shorter in length than the time remaining under the existing OPP, the change to the new OPP period constitutes a disconnect of the existing OPP service and termination liability charges apply.</li> </ul>	
<p>c. Renewal Options</p> <ol style="list-style-type: none"> <li>(1) At the expiration of an OPP period, the Telephone Company will automatically renew the service at the same OPP period unless the customer chooses to convert to a different OPP period, convert to month-to-month rates (except FiberConnect) or discontinue service.</li> </ol>	

<sup>54</sup> Effective November 21, 2017, new subscriptions to Optional Payment Plan is no longer permitted. OPP customers subscribed as of November 21, 2017 may continue with their existing subscriptions. If at any time an existing customer terminates its OPP, the customer may not re-subscribe to the plan.

## VI. SPECIAL ACCESS (Continued)

(2) Conversion to a different OPP period will require the customer to submit a change order ASR. Conversion to a different OPP period will be allowed without application of any nonrecurring or ordering charges.	
(3) Conversion to month-to-month rates will be treated as a disconnect of service and establishment of new service. If no other changes are ordered, no NRCs will apply.	
<p>d. Notification of Discontinuance</p> <p>An ASR for discontinuance of an OPP arrangement must be received by the Telephone Company at least thirty (30) days prior to actual disconnect of service. Monthly charges will apply for a period of thirty (30) days from the date the Telephone Company receives disconnect notification or until the requested disconnect date, whichever period is longer.</p>	
<p>e. Upgrade to Higher Speed Service</p> <p>Customers may elect to upgrade service(s) to a higher speed during an OPP period, subject to the following conditions:</p> <ul style="list-style-type: none"><li>- The upgraded service will be subject to all appropriate nonrecurring charges.</li><li>- Termination liability charges will not apply as long as the upgraded service remains connected at the same point of termination(s) or meets the requirements set forth in VI.F.4.b.(2).</li><li>- If the upgrade involves establishing a multiplexing arrangement, termination liability charges will not apply if the hub wire center is the same one associated with the customer designated location.</li></ul>	
<p>f. Termination Liability</p> <p>When an OPP service is discontinued prior to the end of the period, termination liability charges, as set forth below, will apply based on the remainder of the OPP period in effect at the time of disconnect.</p> <p>One Year OPP – fifty percent (50%) of any remaining portion of the first (1<sup>st</sup>) year's recurring charges.</p> <p>Three Year OPP – fifty percent (50%) of any remaining portion of the first (1<sup>st</sup>) year's recurring charges. In addition, for any remaining portion of the second (2<sup>nd</sup>) and third (3<sup>rd</sup>) years, the customer will be liable for ten percent (10%) of the total monthly recurring charges in that time period.</p> <p>Five Year OPP – fifty percent (50%) of any remaining portion of the first (1<sup>st</sup>) year's recurring charges. In addition, for any remaining portion of the second (2<sup>nd</sup>) through fifth (5<sup>th</sup>) years, the customer will be liable for twenty percent (20%) of the total monthly recurring charges in that time period.</p>	

**VI. SPECIAL ACCESS** (Continued)

<p>g. Termination Without Liability</p> <p>During an OPP period, should the currently effective rate for a customer's service increase, the customer may, at their option, terminate the OPP arrangement without penalty or liability.</p>	
<p>h. OPP for FT1 Service</p> <p>A customer may change from DS1 OPP service to an FT1 OPP service subject to the following rate applications. Also, a customer may change the number of channels of an N x 56 Kbps or N x 64 Kbps service to another higher value of N (where N = 2, 4 or 6), subject to the following rate applications:</p> <ul style="list-style-type: none"><li>- The changed service will be subject to all appropriate nonrecurring charges.</li></ul>	
<ul style="list-style-type: none"><li>- Termination liability charges will not apply as long as the changed service remains connected at the same point of termination(s) or meets the requirements of <i>VI.F.4.b.(2)</i>.</li></ul>	
<ul style="list-style-type: none"><li>- If the change involves establishing a multiplexing arrangement, termination liability charges will not apply if the hub wire center is the same one associated with the customer designated location.</li></ul>	
<p>i. OPP for DDS</p> <p>(1) For conversion of existing month-to-month DDS to an OPP arrangement, the customer will be required to submit a change order ASR to convert to the OPP. No service or billing interruption will occur when a customer converts from month-to-month rates to OPP rates. If no other changes to the service are ordered, no charges will apply.</p>	
<p>(2) A customer may upgrade from a DDS OPP to an FT1 OPP subject to the following rate applications:</p> <ul style="list-style-type: none"><li>- The changed service will be subject to all appropriate nonrecurring charges.</li></ul>	
<ul style="list-style-type: none"><li>- Termination liability charges will not apply as long as the changed service remains connected at the same point(s) of termination or meets the requirements of <i>VI.F.4.b.(2)</i>.</li></ul>	

## VI. SPECIAL ACCESS (Continued)

13. Four-Wire Voiceband and Digital Data Service (DDS) Rate Stability Plan (RSP) <sup>55</sup>	
a. Description	
The Four-Wire Voiceband and DDS RSP will allow customers to stabilize their monthly recurring rates (MRCs) for Four-Wire Voiceband and DDS SALs and associated Voiceband and DDS Special Transport. This service is offered for a fixed service period at the rates specified in Section VI.G.16.. The RSP allows customers to select a service commitment period during which the rates will be stabilized. The service commitment periods are three (3) years or five (5) years, which must be specified in writing at the time of enrollment.	
The RSP is available to customers who qualify for the Plan's eligibility requirements and agree to the Plan's terms and conditions.	
Customers of the Plan will not be subject to Telephone Company initiated rate increases during their service commitment period. Rate changes may occur as a result of FCC action.	
Four-Wire Voiceband and DDS RSP rates will not be greater than standard month-to-month Four-Wire Voiceband and DDS SAL rates and associated Voiceband and DDS Special Transport rates.	
b. Eligibility Requirement	
The eligibility requirement for RSP is a minimum combined national commitment level of 500 Four-Wire Voiceband and DDS SALs. These SALs must be interstate services and provided by the GTOCs in their serving areas. Any associated Special Transport is also subject to the terms and conditions of the RSP.	
At an annual review, if the customer has committed to more than the minimum number of 500 SALs required, an allowance of minus two percent (-2%) or plus five percent (5%) will be considered as having met the commitment level.	
When the customer elects to enroll in an RSP, they must specify, in writing, the enrollment date (which will be the anniversary date) and the commitment level. The specified enrollment date must be within thirty (30) days of receipt by the Telephone Company. By the specified date, the customer must issue ASRs to add SALs to the RSP and/or convert month-to-month SALs to the RSP to fall within the commitment range specified above.	
Besides the eligibility requirement, customers of this plan are also subject to the terms and conditions specified in Section VI.F.13.c..	

---

<sup>55</sup> Effective September 7, 2013, new enrollments for Four-Wire Voiceband and Digital Data Service (DDS) Rate Stability Plan (RSP) are no longer permitted. Existing customers with an RSP plan as of September 7, 2013 may continue with their existing plan for the remainder of the commitment period, at which point is it subject to the terms described in (F)(2) below. Existing customers with an RSP-EX plan may continue with their existing plan for the remainder of the commitment period.

## VI. SPECIAL ACCESS (Continued)

<p>c. RSP Terms and Conditions</p> <p>(1) Written notice must be submitted by the customer to change the commitment level of SALs. If, as the result of increasing or decreasing the commitment level, service is changed from the RSP to a month-to-month arrangement or from a month-to-month arrangement to the RSP, an ASR will be required within thirty (30) days for all services changed. Only one RSP will be allowed per customer. Penalties for decreasing the commitment level are discussed in <i>VI.F.13.c.(4)</i>.</p>	
<p>(2) Each customer's RSP will be reviewed annually. The customer will be notified in writing as to the status of the RSP. This notification will inform the customer of any RSP SALs that must be converted. If the customer has increased the number of SALs from the initial commitment beyond the range specified in <i>VI.F.13.b.</i>, he will have the option of increasing the commitment level for the remainder of the plan. If the customer chooses not to increase the commitment level of SALs for the remaining year(s) of the plan, he must convert the increased number of SALs to standard month-to-month SALs to a level within the range specified in <i>VI.F.13.b.</i>. The customer may decrease the commitment level at the time of the annual review and pay the applicable penalties for the amount of SALs being decreased. The customer will have thirty (30) days from the receipt of this notification to convert SALs.</p>	
<p>(3) If a service has two (2) SALs, to include this service as part of the RSP, both SALs must be in the RSP. RSP rates for Special Transport are only applicable when the associated SALs are included in the RSP.</p>	
<p>After enrolling in the plan, the customer may add or delete RSP SALs at any time during the plan.</p>	
<p>(4) When the number of RSP SALs at the annual review is less than the acceptable commitment range, penalty charges will apply, based on the difference between the commitment level less two percent (2%) and the number of RSP SALs in effect at the annual review. For example, if the commitment level is one hundred (100) and the customer has ninety (90) RSP SALs at the time of the annual review, the penalties described below will be applied to the difference of ninety-eight (98) (two percent (2%) less than 100) and ninety(90), which would be eight (8) in this example.</p>	
<p>The penalty charged is equal to the unweighted average of the customer's applicable RSP Four-Wire Voiceband SAL and DDS SAL monthly rates multiplied by the deficient number of SALs.</p>	

## VI. SPECIAL ACCESS (Continued)

<p>Example:</p> <p>Customer has Four-Wire Voiceband and DDS services in California, Idaho and Illinois. RSP rates for these jurisdictions are as follows:</p> <table><tr><td></td><td colspan="3"><u>Effective RSP Rate</u></td><td></td></tr><tr><td><u>Type SAL</u></td><td><u>California WC</u></td><td><u>Idaho</u></td><td><u>Illinois</u></td><td></td></tr><tr><td>Four-Wire Voiceband</td><td>\$47.88</td><td>\$39.41</td><td>\$28.15</td><td></td></tr><tr><td>DDS (2.4, 4.8, 9.6, 19.2 Kbps)</td><td>63.84</td><td>63.84</td><td>52.25</td><td></td></tr><tr><td>DDS (56, 64 Kbps)</td><td><u>79.80</u></td><td><u>79.80</u></td><td><u>64.60</u></td><td></td></tr><tr><td>Totals</td><td>\$191.52</td><td>\$183.05</td><td>\$145.00</td><td>= \$519.57</td></tr></table> <p>Unweighted Average of RSP Rates: <math>\\$519.57 \div 9 = \\$57.73</math></p> <p>Review of customer's records reveals commitment deficiency of eight SALs. The applicable penalty charged would be <math>\\$57.73 \times 8 = \\$460.24</math>.</p>						<u>Effective RSP Rate</u>				<u>Type SAL</u>	<u>California WC</u>	<u>Idaho</u>	<u>Illinois</u>		Four-Wire Voiceband	\$47.88	\$39.41	\$28.15		DDS (2.4, 4.8, 9.6, 19.2 Kbps)	63.84	63.84	52.25		DDS (56, 64 Kbps)	<u>79.80</u>	<u>79.80</u>	<u>64.60</u>		Totals	\$191.52	\$183.05	\$145.00	= \$519.57
	<u>Effective RSP Rate</u>																																	
<u>Type SAL</u>	<u>California WC</u>	<u>Idaho</u>	<u>Illinois</u>																															
Four-Wire Voiceband	\$47.88	\$39.41	\$28.15																															
DDS (2.4, 4.8, 9.6, 19.2 Kbps)	63.84	63.84	52.25																															
DDS (56, 64 Kbps)	<u>79.80</u>	<u>79.80</u>	<u>64.60</u>																															
Totals	\$191.52	\$183.05	\$145.00	= \$519.57																														
d.	RSP Nonrecurring Charges																																	
	No nonrecurring charge will apply for the ASRs processed to convert existing SALs to or from the RSP. All applicable Special Access NRCs will apply for ASRs processed to add new SALs. Refer to Section VI.G.2. for Voiceband SAL NRCs and Section VI.G.5. for Digital Data Service SAL NRCs.																																	
e.	RSP Services																																	
	This Plan is offered only for Four-Wire Voiceband and Digital Data Service (DDS).																																	
f.	RSP Application																																	
	(1) Rate Elements Subject to the Plan																																	
	The RSP stabilizes the MRCs for Four-Wire Voiceband SALs, DDS SALs, and their associated Voiceband and DDS Special Transport MRCs. The MRCs for these rate elements will not be increased by initiation of the Telephone Company from the rates in effect as of the RSP enrollment date for the duration of the service commitment period. The RSP enrollment date is the date on which the RSP customer signs a written agreement for RSP and otherwise meets the Plan's eligibility requirements.																																	
	All RSP customers will pay the same RSP rate at any given point in time. However, each RSP customer will have only one RSP enrollment date, which will apply to all of the customer's rate elements subject to the Plan. This is regardless of whether services were existing and converted to the RSP, added at the time of enrollment, or added subsequently during the RSP service commitment period.																																	



## VI. SPECIAL ACCESS (Continued)

	<p>Before the expiration of a customer's RSP service commitment period, the RSP may be replaced by a new RSP at the tariffed rates currently in effect. The customer will not incur any penalties associated with their current plan if the elected service period is equal to or greater than the time remaining on the current RSP. For any new services added to the Plan, the MRCs will be at the rate in effect when the customer elects the new plan. However, billing for these services will not begin until the services have been installed.</p>	
	<p>The RSP does not apply to NRCs associated with Four-Wire Voiceband and DDS, supplemental features and multiplexing arrangements.</p>	
(2) RSP Expiration	<p>(a) At then end of the service commitment period, the customer may either continue the services at non-RSP rates in effect, elect a new RSP, or exercise the RSP Extension Option (RSP-EX) as described below. If the customer chooses to convert to a new RSP, the new service period will begin the day following the expiration of the old Plan. The RSP rate for the new Plan will be at those in effect at the beginning of the new service period. If the customer fails to make this selection, the Telephone Company will notify the customer and continue one (1) additional month of RSP billing. If the customer does not notify the Company of its intentions within thirty (30) days from the expiration date of the RSP, the services under the plan will revert to general tariffed rates, unless set forth below.</p>	
	<p>(b) To qualify for RSP-EX, the customer must meet the following requirements: a.) customer must complete an RSP term; b.) customer must subscribe in writing; and c.) term of the RSP-EX must be equal to that of the customer's current, expiring, or expired plan. Customers who have an RSP that expired within the twelve (12) month period prior to August 7, 2004, may also elect the RSP-EX, provided that such customers, a.) notify the Telephone Company in writing no later than October 6, 2004, of their intention to elect the RSP-EX; and b.) select an RSP-EX term equal to that of their current or expired RSP.</p>	
	<p>(c) Customer's RSP-EX rates will be the then prevailing rates of the current, expired, or expiring RSP, as applicable. The RSP-EX shall be effective as of a.) the day following the expiration date of their current plan for those customers 1.) whose plan has not yet expired, or 2.) has expired and such customer is within the thirty (30) day period set forth in VI.F.13.f.(2)(a) preceding; or b.) the enrollment date of the RSP-EX for those customers whose plan has already expired within the twelve (12) month period prior to August 7, 2004, and 1.) who have renewed their RSP or 2.) who did not renew their RSP within the thirty (30) day period following expiration of their RSP as set forth in VI.F.13.f.(2)(a) preceding.</p>	

## VI. SPECIAL ACCESS (Continued)

<p>(d) All terms and conditions of the RSP as set forth in section <i>VI.F.13.</i> preceding apply to the RSP-EX with the exception of the following:</p> <p>(i) In lieu of the requirement set forth in the second paragraph of Section <i>VI.F.13.b.</i> preceding, at an annual review, an allowance of minus twenty-five percent (25%) will be considered as having met the commitment level. When the number of RSP SALs at the annual review is less than the acceptable commitment range, penalty charges will apply based on the difference between the commitment level less twenty-five percent (25%) and the number of RSP SALs in effect at the annual review. For example, if the commitment level is 100 and the customer has 70 RSP SALs at the time of the annual review, the penalties described above will be applied to the difference between seventy-five (75) (twenty-five (25%) less than 100) and seventy (70), which would result in five (5) under this example;</p>	
<p>(ii) The customer may reset its commitment level upon electing the RSP-EX. In addition, during any plan year, the customer may reset the commitment level or terminate the RSP-EX by notifying the Telephone Company in writing no later than sixty (60) days prior to the annual review date of the RSP-EX. The termination or change in commitment level shall be effective on the annual review date. Customers who terminate the plan will revert to general tariff rates and terms effective on the annual review date. Customers will not be liable for any penalties for successive years remaining in the RSP-EX from the annual review date on which the plan was terminated. Customer will be liable for penalties or liabilities if the RSP-EX is terminated prior to an annual review date. For example, if customer decides to terminate the RSP-EX during month four (4) of year two (2) of the plan, then customer will be liable for any penalties for failing to meet its commitment in year two (2) as set forth herein. However, under this example, customer will not be liable for any termination liabilities associated with successive years after year two remaining in the RSP-EX.</p>	
<p>(iii) The minimum combined national commitment level of 500 Four-Wire Voiceband and DDS SALs as set forth in the first paragraph of Section <i>VI.F.13.b.</i> preceding is not applicable to customers of the RSP-EX with commitment periods beginning prior to September 7, 2013. The minimum combined national commitment level of 500 Four Wire Voiceband and DDS SALs will apply to RSP-EX with terms beginning on or after September 7, 2013. For RSP-EX commitment periods beginning on or after September 7, 2013, the customer may not reset its commitment level below 500 pursuant to (ii) preceding.</p>	
<p>(3) Upgrade to Higher Capacity Service</p> <p>The customer may upgrade service to a high capacity service during the RSP period. The upgraded service will be subject to all appropriate NRCs.</p>	
<p>If both of the following conditions exist, the commitment level will be decreased by the number of RSP SALs that are upgraded to a high capacity service.</p> <ul style="list-style-type: none"><li>- The customer must notify the Telephone Company in writing in addition to issuing an ASR.</li></ul>	

## VI. SPECIAL ACCESS (Continued)

<p>- The high capacity service period must be equal to or longer in length than the time remaining under the RSP.</p>	
<p><b>14. DS1 Term Volume Plans<sup>56</sup></b></p> <p>a. Description</p> <p>1-, 2-, 3-, 5-Year DS1 Term Volume Plans (TVP):</p> <p>The DS1 Term Volume Plan (TVP) allows customers discounts, which are applied to DS1 SALs based upon a volume and term commitment. The customer's DS1 SAL commitment level can be established on a nationwide basis or negotiated between the customer and the Telephone Company (i.e., state basis, regional basis, etc.). The TVP is offered for a one (1), two (2), three (3) or five (5) year term commitment period. All of the customer's TVP DS1 SALs will be billed at the same rate, based upon the state where the service is located, the length of the term selected by the customer, and the threshold level in which the commitment quantity falls. All other associated rate elements or additional features are available at the applicable tariffed rates and regulations.</p>	
<p>During the TVP term, the customer may elect to increase the term or commitment level of the plan without any termination liability, provided there is no lapse of time between the effective date of the increase and the termination of the previously effective term or commitment quantity.</p>	
<p>The new term length begins on the same start day as the term length it replaces. There will not be any retroactive adjustments of a discount due to a customer-initiated change in term or commitment quantity.</p>	
<p><b>8- and 10-Year DS1 Term Volume Plans (ETTVP):</b></p> <p>The 8- and 10-Year DS1 Term Volume Plans (ETTVP) allow customers discounts, which are applied to DS1 SALs based upon a volume and term commitment. The customer elects to enroll in an ETTVP by specifying in writing the enrollment date (which will be the anniversary date) and their volume and term commitment.</p>	
<p>The ETTVP is offered for an 8- or 10-year term commitment period. Time In-Service Credit (TISC) will be granted on a replaced TVP for uninterrupted TVP subscription time and applied toward the new 8- or 10-year commitment period. All of the customer's ETTVP DS1 SALs will be billed at the state rate in this tariff, based upon the state where the service is located, the length of the term selected by the customer, and the threshold level in which the commitment quantity falls. All other associated rate elements or additional features are available at the applicable tariffed rates and regulations.</p>	

<sup>56</sup> Effective November 21, 2017, new subscriptions to DS1 Term Volume Plans are no longer permitted. DS1 TVP customers subscribed as of November 21, 2017 may continue with their existing subscriptions. If at any time an existing customer terminates its DS1 TVP, the customer may not re-subscribe to the plan.

## VI. SPECIAL ACCESS (Continued)

<p>b. Rate Application</p> <p>1-, 2-, 3-, 5-Year DS1 Term Volume Plans (TVP):</p> <p>For conversion of existing month-to-month DS1 service to a TVP arrangement, the customer will be required to submit written notification or a change order ASR to convert to the TVP. No service or billing interruption will occur when a customer converts from month-to-month rates to a TVP. If no other changes to the service(s) are ordered, no charges will apply.</p>	
<p>If a change involves establishing a multiplexing arrangement, termination liability charges will not apply if the hub wire center and the serving wire center of the customer designated location are the same.</p>	
<p>8- and 10-Year DS1 Term Volume Plans (ETTVP):</p> <p>For conversion of existing month-to-month DS1 service to a ETTVP arrangement, the customer will be required to submit written notification or a change order ASR to convert to the ETTVP. No service or billing interruption will occur when a customer converts from month-to-month rates to a ETTVP. No TISC will be counted for termination liability purposes. If no other changes to the service(s) are ordered, no charges will apply.</p>	
<p>If a change involves establishing a multiplexing arrangement, termination liability charges will not apply if the hub wire center and the serving wire center of the customer designated location are the same.</p>	
<p>c. Rate Changes</p> <p>1-, 2-, 3-, 5-Year DS1 Term Volume Plans (TVP):</p> <p>Rate changes in the TVP monthly recurring DS1 SAL rates will be passed on to subscribers of the plan. However, during the TVP period, should the rates increase, the customer may, at his/her option, terminate the TVP arrangement without penalty or liability, unless the increase is a result of FCC action.</p>	
<p>8- and 10-Year DS1 Term Volume Plans (ETTVP):</p> <p>Rate changes in the ETTVP monthly recurring DS1 SAL rates will be passed on to subscribers of the plan. However, during the ETTVP period, should the rates increase, the customer may, at his/her option, terminate the ETTVP arrangement without penalty or liability, unless the increase is a result of FCC action.</p>	
<p>d. Threshold Levels</p> <p>1-, 2-, 3-, 5-Year DS1 Term Volume Plans (TVP):</p> <p>Two (2) or more DS1 SALs are required to qualify for a TVP. Rates are applied based on the following DS1 SAL threshold levels: 2-60, 61-120, 121-240, 241-500, 501-1000, 1001-3000, 3001-6000, 6001-11,000 and Over 11,000.</p>	

## VI. SPECIAL ACCESS (Continued)

<p>8- and 10-Year DS1 Term Volume Plans (ETTVP):</p> <p>Four thousand (4,000) or more DS1 SALs are required to qualify for an ETTVP. Rates are applied based on the following DS1 SAL threshold levels: 4000-6000; 6001-10,000; 10,001-20,000; 20,001-30,000; and Over 30,000.</p>	
<p>e. Changes to Commitment Quantity or Term</p> <p>1-, 2-, 3-, 5-Year DS1 Term Volume Plans (TVP):</p> <p>At any time during the plan term, the customer may increase the commitment quantity of DS1 SALs or commitment term to receive a lower threshold rate by submitting written notification to the Telephone Company.</p>	
<p>At any time during the plan term, the customer may convert its 1-, 2-, 3-, or 5-Year TVP to an 8- or 10-Year ETTVP. For purposes of the new term length, the ETTVP begins on the same anniversary date as the TVP it replaces. For example, if the original term began January 1, 2000, for a 5-year TVP, and the customer wants to convert to an 8-year ETTVP on November 21, 2003, the anniversary date for the 8-year ETTVP remains January 1, 2000. There will not be any retroactive adjustments of a discount due to a customer-initiated change in term or commitment quantity.</p>	
<p>When a penalty is assessed at the annual review, as set forth in <i>VI.F.14.i.</i>, the number of DS1 SALs in service will become the commitment quantity for the balance of the commitment term or until such time as a subsequent adjustment is required.</p>	
<p>8- and 10-Year DS1 Term Volume Plans (ETTVP):</p> <p>At any time during the plan term, the customer may increase the term or volume commitment to receive a lower threshold rate by submitting written notification to the Telephone Company. No termination liability will be assessed provided there is no lapse of time between the effective date of the increase and the termination of the previously effective term or commitment quantity.</p>	
<p>The new term length begins on the same anniversary date as the term length it replaces. There will not be any retroactive adjustments of a discount due to a customer-initiated change in term or commitment quantity. For example, if the original term began January 1, 2000, for an 8-year term, and the customer wants to convert to a 10-year plan on November 21, 2003, the anniversary date for the 10-year plan remains January 1, 2000.</p>	

## VI. SPECIAL ACCESS (Continued)

<p>f. TVP Plan Enrollment</p> <p>1-, 2-, 3-, 5-Year DS1 Term Volume Plans (TVP):</p> <p>When the customer elects to enroll in a TVP the customer must specify, in writing, the enrollment date (which will be the anniversary date) and the DS1 SAL commitment quantity. The specified enrollment date must be within thirty (30) days of receipt. By the specified date, the customer must submit a request in writing or issue ASR(s) to add DS1 SALs to the TVP and/or convert month-to-month arrangement DS1 SALs to the TVP to fall within the commitment quantity specified.</p>	
<p>8- and 10-Year DS1 Term Volume Plans (ETTVP):</p> <p>When the customer elects to enroll in an ETTVP the customer must specify, in writing, the enrollment date (which will be the anniversary date) and the term and volume DS1 SAL commitment.</p>	
<p>The specified enrollment date must be within thirty (30) days of receipt of the written notice. By the specified enrollment date, the customer must submit a request in writing or issue ASR(s) to convert DS1 SALs to the ETTVP and/or convert month-to-month arrangement DS1 SALs to the ETTVP to fall within the commitment quantity specified.</p>	
<p>g. Annual Review</p> <p>1-, 2-, 3-, 5-Year DS1 Term Volume Plans (TVP):</p> <p>Each customer's TVP will be reviewed annually. The customer will be notified in writing as to the status of the TVP. If the in-service DS1 SAL quantity falls below the commitment quantity, an allowance of three percent (3%) will be considered as having met the commitment quantity. Where the customer does not meet the minimum quantity of DS1 SALs in service, penalties will be assessed as set forth under <i>VI.F.14.i.</i></p>	
<p>If the number of DS1 SALs increase from the initial commitment, the customer will have the option of increasing the commitment level for the remainder of their TVP. If the customer chooses not to increase the commitment level, he/she may convert the increased number of DS1 SALs to a monthly plan or a second TVP plan.</p>	
<p>The customer may decrease the commitment level at the time of the annual review and pay the applicable penalties for the amount of DS1 SALs being decreased. Penalties will apply as set forth in <i>VI.F.14.i.</i></p>	
<p>The customer will have thirty (30) days from receipt of notification to convert DS1 SALs. If the customer does not take action during the thirty (30) day period, the commitment level will be automatically changed to the number of TVP DS1 SALs in effect at the annual review.</p>	

## VI. SPECIAL ACCESS (Continued)

<p>8- and 10-Year DS1 Term Volume Plans (ETTVP):</p> <p>Each customer's ETTVP will be reviewed annually. The customer will be notified in writing as to the status of the ETTVP. If the in-service DS1 SAL quantity falls below the commitment quantity penalties will be assessed as set forth under VI.F.14.i.. For purposes of determining whether the customer's in-service DS1 SAL quantity meets the ETTVP commitment quantity (but not for the purpose of subjecting FiberConnect OPP SALs to ETTVP rates or for any other purpose), all in-service FiberConnect OPP SALs, expressed on an equivalent DS1 basis, will be included in the in-service ETTVP quantity count. For example, four (4) DS1s provided over a FiberConnect OPP SAL will count as four (4) ETTVP DS1 SALs.</p>	
<p>h. TVP/ETTVP Conditions</p> <p>1-, 2-, 3-, 5-Year DS1 Term Volume Plans (TVP):</p> <p>If a DS1 service (circuit) consists of two DS1 SALs, both DS1 SALs must be in the TVP.</p>	
<p>After enrolling in the plan, the customer may delete or add DS1 SALs rated at the specified term period/threshold level rate at any time during the plan. For example, if the customer subscribes to a 2-year TVP at the 61-120 DS1 SAL threshold level, DS1 SALs may be added at any time at the 2-year 61-120 threshold rate level.</p>	
<p>8- and 10-Year DS1 Term Volume Plans (ETTVP):</p> <p>If a DS1 service (circuit) consists of two (2) DS1 SALs, both DS1 SALs must be in the ETTVP.</p>	
<p>After enrolling in the plan, the customer may add DS1 SALs rated at the specified term period/threshold level rate at any time during the plan. For example, if the customer subscribes to an 8-year ETTVP at the 10,001-20,000 DS1 SAL threshold level, DS1 SALs may be added at any time at the 8-year 10,001-20,000 threshold rate level. New DS1 SALs enrolled in the ETTVP after the initial enrollment period must remain in the plan for a minimum period of twelve (12) months. Any DS1 SALs disconnected within the twelve (12) month minimum period will be subject to a minimum period charge equal to one hundred percent (100%) of the MRCs for the remainder of the twelve (12) month period.</p>	
<p>i. Penalties for Failing to Meet Commitment</p> <p>1-, 2-, 3-, 5-Year DS1 Term Volume Plans (TVP):</p> <p>When the number of TVP DS1 SALs at the annual review is less than the commitment quantity minus three percent (3%), the penalty will be the lowest TVP rate for the current threshold in the states where the service is located, multiplied by the shortfall multiplied by four (4) months.</p>	

## **VI. SPECIAL ACCESS** (Continued)

<p>For example, if the commitment quantity is 100 and the customer has 90 DS1 TVP SALs at the time of the annual review, the penalty described below will be applied to the shortfall difference of 97 (3% less than 100), and 90. Customer has DS1 SALs in Oregon.</p> <ul style="list-style-type: none"> <li>- Current threshold level is 61-120, 5-Year term</li> <li>- In-service quantity at annual review = 90</li> <li>- Shortfall is <math>97 - 90 = 7</math></li> <li>- Penalty is calculated as follows:</li> </ul> <p style="text-align: center;"><math>\\$150.00^{57} \times 7 \times 4 \text{ months} = \\$4,200.00 \text{ penalty}</math></p>	
<p style="text-align: center;"><b>8- and 10-Year DS1 Term Volume Plans (ETTVP):</b></p> <p>When the number of ETTVP DS1 SALs at the annual review is less than the commitment quantity, the penalty will be the average ETTVP MRC per circuit, multiplied by the shortfall multiplied by six (6) months.</p>	
<p>For example, if the commitment quantity is 9000 and the customer has 8700 DS1 ETTVP SALs at the time of the annual review, the penalty described below will be applied to the shortfall difference of 9000 and 8700. Customer has DS1 SALs in every state.</p> <ul style="list-style-type: none"> <li>- Current threshold level is 6001-10,000, 8 Year term</li> <li>- Commitment quantity is 9000</li> <li>- In-service quantity at annual review = 8700</li> <li>- ETTVP monthly billing \$1,070,100</li> <li>- Average ETTVP MRC per circuit (<math>\\$1,070,100 / 8700</math>) = \$123</li> <li>- Shortfall is <math>9000 - 8700 = 300</math></li> <li>- Penalty is calculated as follows:</li> </ul> <p style="text-align: center;"><math>\\$123.00^{58} \times 300 \times 6 \text{ months} = \\$221,400 \text{ penalty}</math></p>	
<p>j. TVP Nonrecurring Charge</p> <p style="text-align: center;"><b>1-, 2-, 3-, 5-Year DS1 Term Volume Plans (TVP):</b></p> <p>Customers subscribing to a TVP will be assessed a nonrecurring charge per DS1 SAL installed except when converting standard month-to-month DS1 SALs to a TVP.</p>	
<p style="text-align: center;"><b>8- and 10-Year DS1 Term Volume Plans (ETTVP):</b></p> <p>Customers subscribing to an ETTVP will be assessed a nonrecurring charge per DS1 SAL installed except when converting standard month-to-month DS1 SALs to an ETTVP.</p>	

<sup>57</sup> Lowest TVP MRC applied the customer (Oregon rate)

<sup>58</sup> Average ETTVP MRC (MRC revenue divided by the number of SALs in-service)



## VI. SPECIAL ACCESS (Continued)

<p>k. Changes in Length of a TVP Period</p> <p>1-, 2-, 3-, 5-Year DS1 Term Volume Plans (TVP):</p> <p>Prior to the expiration of a TVP period, the customer may elect to convert to a new TVP period of the same or different length, subject to the following conditions:</p> <ul style="list-style-type: none"> <li>- no credit will be given for the new payment period for payments made under the original TVP arrangement</li> </ul>	
<ul style="list-style-type: none"> <li>- NRCs will not be reapplied for existing service(s)</li> </ul>	
<ul style="list-style-type: none"> <li>- if the new TVP period is shorter in length than the time remaining under the existing TVP, the change to the new TVP period constitutes a cancellation of the existing TVP and termination liability charges will apply as set forth under <i>VI.P.14.o.</i> following.</li> </ul>	
<p>8- and 10-Year DS1 Term Volume Plans (ETTVP):</p> <p>Prior to the expiration of an ETTVP period, the customer may elect to convert to a new ETTVP or TVP period of the same or different length, subject to the following conditions:</p> <ul style="list-style-type: none"> <li>- NRCs will not be reapplied for existing service(s)</li> </ul>	
<ul style="list-style-type: none"> <li>- if the new ETTVP or TVP period is shorter in length than the time remaining under the existing ETTVP, the change to the new ETTVP or TVP period constitutes a cancellation of the existing ETTVP and termination liability charges will apply as set forth under <i>VI.P.14.o.</i> following.</li> </ul>	
<p>l. Options at Expiration</p> <p>1-, 2-, 3-, 5-Year DS1 Term Volume Plans (TVP):</p> <p>At the expiration of a TVP period, the customer may select one of the following:</p> <ul style="list-style-type: none"> <li>- Select any then-effective TVP period to establish a new TVP. All terms and conditions, including termination liability, will apply to the new TVP period.</li> <li>- Select any then-effective ETTVP period to establish a new ETTVP. All terms and conditions, including termination liability, will apply to the new ETTVP period.</li> <li>- Discontinue TVP and convert service to a month-to-month payment plan.</li> </ul>	
<p>If the customer fails to notify the Telephone Company of its choice above prior to the expiration of its TVP period, the Telephone Company will notify the customer and continue two additional months of TVP billing. If the customer does not notify the Telephone Company of its choice above, in writing, within the first sixty (60) days after the expiration date, billing will remain at the current threshold level and a new TVP period will begin based on the then-effective term and quantity commitment. All terms and conditions, including termination liability will apply to the new TVP period.</p>	

## VI. SPECIAL ACCESS (Continued)

<p>8- and 10-Year DS1 Term Volume Plans (ETTVP):</p> <p>At the expiration of an 8-year ETTVP period, the customer may select one of the following options:</p> <ul style="list-style-type: none"> <li>- Select any then-effective TVP period to establish a new TVP. All terms and conditions, including termination liability, will apply to the new TVP period.</li> </ul>	
<ul style="list-style-type: none"> <li>- Select any then-effective ETTVP period to establish a new ETTVP. All terms and conditions, including termination liability, will apply to the new ETTVP period.</li> </ul>	
<ul style="list-style-type: none"> <li>- Discontinue ETTVP and convert service to a month-to-month payment plan.</li> </ul>	
<p>If the customer fails to notify the Telephone Company of its choice above prior to the expiration of its ETTVP period, the Telephone Company will notify the customer and continue two additional months of ETTVP billing. If the customer does not notify the Telephone Company of its choice above, in writing, within the first sixty (60) days after the expiration date, billing will remain at the current threshold level and a new ETTVP period will begin based on the then-effective term and quantity commitment.</p>	
<p>At the expiration of a 10-year ETTVP period or extension period, as outlined in section VI.F.14.m. following, the customer may select one of the following options:</p> <ul style="list-style-type: none"> <li>- Select any then-effective TVP period to establish a new TVP. All terms and conditions, including termination liability, will apply to the new TVP period.</li> </ul>	
<ul style="list-style-type: none"> <li>- Select any then-effective ETTVP period to establish a new ETTVP. All terms and conditions, including termination liability, will apply to the new ETTVP period.</li> </ul>	
<ul style="list-style-type: none"> <li>- Discontinue ETTVP and convert service to a month-to-month payment plan.</li> </ul>	
<ul style="list-style-type: none"> <li>- Extend the 10-year ETTVP period or extension period, as applicable and outlined in section VI.F.14.m. following.</li> </ul>	
<p>If the customer fails to notify the Telephone Company of its choice above, the Telephone Company will notify the customer and continue two additional months of ETTVP billing. If the customer does not notify the Telephone Company of its choice above, in writing, within the first sixty (60) days after the expiration date, billing will remain at the current threshold level and a new ETTVP period will begin based on the then-effective term and quantity commitment.</p>	
<p>m. Extension Options at Expiration</p> <p>1-, 2-, 3-, 5-Year DS1 Term Volume Plans (TVP):</p> <p>Extension is not an option with TVP.</p>	
<p>8- and 10-Year DS1 Term Volume Plans (ETTVP):</p> <p>At the expiration of an 8-year ETTVP period, extension is not an option.</p>	

## VI. SPECIAL ACCESS (Continued)

At the expiration of a 10-year ETTVP period or extension period, as applicable, the customer has the option to extend the expiration date of the expiring 10-year ETTVP plan at the then-effective 10-year rates, as specified in section VI.G.18.a.(6) following, for an additional 2-year period. TISC is not applicable when extending the expiration date of the expiring 10-year ETTVP plan.	
All terms and conditions of 10-year ETTVP, including termination liability as outlined in section VI.F.14.o. following, will apply during any extension period.	
The customer is still subject to Annual Reviews as set forth in Section VI.F.14.g. preceding. If the customer chooses to extend the expiration date for a 10-year ETTVP period or extension period, as applicable, a new commitment level must be established.	
n. Upgrade to Higher Speed Service  1-, 2-, 3-, 5-Year DS1 Term Volume Plans (TVP):  The customer may upgrade service to a higher speed during a TVP period. The upgraded service will be subject to all appropriate NRCs.	
If the following conditions exist, no termination liability will be applied for the decreased number of TVP SALs that are upgraded to a higher speed service: <ul style="list-style-type: none"><li>- The customer must notify the Telephone Company in writing, in addition to the ASR.</li><li>- The higher speed service period must be equal to or longer in length than the time remaining under the TVP.</li><li>- The upgraded service remains connected at the same point(s) of termination.</li></ul>	
When TVP DS1 SALs are upgraded to an Optical Networking arrangement, the number of DS1 SALs upgraded will remain in the quantity count for the purpose of determining the applicable threshold level rate.	
8- and 10-Year DS1 Term Volume Plans (ETTVP):  The customer may upgrade service to a higher speed during an ETTVP period. The upgraded service will be subject to all appropriate NRCs. To demonstrate that the service has been upgraded, the customer must provide the Telephone Company with order number information including the Purchase Order Number (PON) of the disconnected service and the PON of the related new connect within thirty (30) days of the conversion, after the upgrade has been made. The orders must be placed at the same time with due dates within sixty (60) days of each other.	
If the following conditions exist, no termination liability will be applied for the decreased number of ETTVP SALs that are upgraded to a higher speed service: <ul style="list-style-type: none"><li>- The customer must notify the Telephone Company in writing, in addition to the ASR.</li><li>- The higher speed service period must be equal to or greater in length than the time remaining under the ETTVP.</li><li>- The upgraded service remains connected at the same point(s) of termination.</li></ul>	

**VI. SPECIAL ACCESS** (Continued)

When ETTVP DS1 SALs are upgraded to a DS3 arrangement or to an Optical Networking arrangement, the number of DS1 SALs upgraded will remain in the quantity count for the purpose of determining the applicable threshold level rate.	
<p>o. Termination Liability</p> <p>1-, 2-, 3-, 5-Year DS1 Term Volume Plans (TVP):</p> <p>When a TVP arrangement is cancelled in its entirety prior to the end of the commitment period, termination liability charges, as set forth below, will apply based on the remainder of the TVP period in effect at the time of disconnect.</p>	
1-Year TVP – fifty percent (50%) of any remaining portion of the first (1 <sup>st</sup> ) year's recurring charges.	
2-Year TVP – fifty percent (50%) of any remaining portion of the first (1 <sup>st</sup> ) year's recurring charges. In addition, for any remaining portion of the second (2 <sup>nd</sup> ) year, the customer will be liable for five percent (5%) of the total monthly recurring charges in that period.	
3-Year TVP – fifty percent (50%) of any remaining portion of the first (1 <sup>st</sup> ) year's recurring charges. In addition, for any remaining portion of the second (2 <sup>nd</sup> ) and third (3 <sup>rd</sup> ) years, the customer will be liable for ten percent (10%) of the total monthly recurring charges in that time period.	
5-Year TVP – fifty percent (50%) of any remaining portion of the first (1 <sup>st</sup> ) year's recurring charges. In addition, for any remaining portion of the second (2 <sup>nd</sup> ) through fifth (5 <sup>th</sup> ) years, the customer will be liable for fifteen percent (15%) of the total monthly recurring charges in that time period.	
<p>8- and 10-Year DS1 Term Volume Plans (ETTVP):</p> <p>When an ETTVP arrangement is cancelled in its entirety prior to the end of the commitment period, termination liability charges, as set forth below, will apply based on the remainder of the ETTVP period in effect at the time of disconnect. The termination liability charge applies in addition to any applicable minimum period charges.</p>	
Subject to any applicable TISC, the customer will be liable for one-hundred percent (100%) of any remaining DS1 SAL Monthly Recurring Charges (MRCs) in the first year of the ETTVP and for twenty-five percent (25%) of any remaining DS1 SAL MRCs for the balance of the commitment period.	
For example, on an 8-year TVP with TISC of five (5) years, the customer will be liable for one-hundred percent (100%) of any remaining DS1 SAL Monthly Recurring Charges (MRCs) for the sixth (6 <sup>th</sup> ) year recurring charges. In addition, for any remaining portion of the seventh (7 <sup>th</sup> ) and eighth (8 <sup>th</sup> ) years, the customer will be liable for twenty-five percent (25%) of the total monthly recurring charges in that time period.	

## VI. SPECIAL ACCESS (Continued)

<p>When a 10-year ETTVP is cancelled in its entirety during an extension period, as described in <i>VI.F.14.m.</i> preceding, the customer will be liable for twenty-five percent (25%) of any remaining DS1 SAL Monthly Recurring Charges (MRCs) for the balance of the extension period.</p>	
<p>p. Termination Without Liability</p> <p>1-, 2-, 3-, 5-Year DS1 Term Volume Plans (TVP):</p> <p>During a TVP period, should the currently effective rate for a customer's service increase, the customer may, at their option, terminate the TVP arrangement without penalty or liability, unless the increase is a result of FCC action.</p>	
<p>8- and 10-Year DS1 Term Volume Plans (ETTVP):</p> <p>During an ETTVP period, should the currently effective rate for a customer's service increase, the customer may, at their option, terminate the ETTVP arrangement without penalty or liability, unless the increase is a result of FCC action.</p>	
<p>15. <i>E1 (2.048 Mbps) High Capacity Service</i></p> <p>a. Minimum Service Periods</p> <p>E1 (2.048 Mbps) Service is offered under three minimum service periods, each with different rate levels. The minimum service periods are one (1), three (3) and five (5) years. The customer must specify the minimum service period at the time the service is ordered.</p>	
<p>The customer may select a longer minimum service period at any time, without penalty or application of nonrecurring charges, to obtain the lower monthly rate associated with a longer minimum service period. When the customer selects this option, he/she will receive full credit for the amount of time that the service was under the shorter minimum period. For example, if a customer ordered a one (1) year minimum service period, then decided after six (6) months to change to a three (3) year minimum service period, the remaining obligation would be a period of thirty (30) months. The new monthly recurring charges will apply beginning with the effective date of the new minimum service period.</p>	
<p>b. Expiration of Minimum Service Period</p> <p>At the expiration of a minimum service period, the Telephone Company will continue to bill the customer for the same minimum service period rates unless the customer chooses to discontinue or converts to a different minimum service period.</p>	
<p>When a customer retains E1 service(s) for the duration of a minimum service period, the termination liabilities expire. As long as the customer makes no physical changes to the configuration of service(s), the customer will no longer be liable for early termination discontinuance charges regardless of the minimum service period rate level.</p>	

## VI. SPECIAL ACCESS (Continued)

<p>c. Discontinuance Without Liability – E1 Minimum Service Period</p> <p>Should the recurring charges for a customer's E1 service increase, in aggregate, by more than ten percent (10%) from the original recurring charges during the minimum service period, the customer may, at his/her option, terminate the E1 service without penalty or liability.</p>													
<p>d. Discontinuance With Liability – E1 Minimum Service Period</p> <p>When E1 service is discontinued prior to the end of the minimum service period, the customer will be liable for a percentage of the total monthly charges for the remaining portion of the minimum service period. This charge will be based on the rates in effect at the time of disconnect. The customer's total liability is dependent upon the number of months remaining within the year that the service is discontinued times the liability rate for that year plus the total monthly charges for each annual period remaining in the minimum service period times the applicable liability rate. The liability rates for each year of the minimum service period are as follows:</p> <table data-bbox="467 793 1101 1014"> <thead> <tr> <th>Year in Which Service Is Discontinued</th><th>Liability Rate</th></tr> </thead> <tbody> <tr> <td>1</td><td>50%</td></tr> <tr> <td>2</td><td>35%</td></tr> <tr> <td>3</td><td>30%</td></tr> <tr> <td>4</td><td>25%</td></tr> <tr> <td>5</td><td>20%</td></tr> </tbody> </table>	Year in Which Service Is Discontinued	Liability Rate	1	50%	2	35%	3	30%	4	25%	5	20%	
Year in Which Service Is Discontinued	Liability Rate												
1	50%												
2	35%												
3	30%												
4	25%												
5	20%												
<p>For example, if a customer with a five (5) year minimum service period discontinues E1 service after six (6) months within the fourth (4<sup>th</sup>) year, the customer will be liable for twenty-five percent (25%) of the total monthly charges for six (6) months, and twenty percent (20%) of the total monthly charges for the fifth (5<sup>th</sup>) year.</p>													
<p>e. Notification of Discontinuance</p> <p>Notice of discontinuance must be given by the customer at least thirty (30) days prior to actual discontinuance. Monthly charges will apply for a period of thirty (30) days from the date the Telephone Company receives discontinuance notification or until the requested discontinuance date, whichever period is longer.</p>													

## VI. SPECIAL ACCESS (Continued)

<p>16. <i>MetroLAN Special Transport</i><sup>59</sup></p> <p>a. Description</p> <p>MetroLAN Special Transport (MetroLAN) provides DS1 and FiberConnect transport between two (2) or more serving wire centers located on a Telephone Company fiber optic ring. MetroLAN transport is provided at a flat-rate per month charge per DS1 or FiberConnect transport facility, per LAN traversed, regardless of the number of miles the circuit is routed on the fiber ring.</p>	
<p>b. Conversion of Existing DS1 Transport</p> <p>Current DS1 and FiberConnect transport can be replaced by MetroLAN. For DS1 transport associated with a SAL provided under the 1-, 2-, 3- and 5-Year DS1 Term Volume Plan (TVP), 8- and 10-Year DS1 Term Volume Plan (ETTVP) and FiberConnect Optional Payment Plan service, the MetroLAN term selected must be the same as the FiberConnect or DS1 SAL. Where access to MetroLAN is made via a multiplexing arrangement in a central office on the fiber ring (i.e., DS3 to DS1, or Voiceband to DS1), and there is no associated FiberConnect OPP or DS1 TVP SAL, then the MetroLAN One Year rate will apply. Customers with Month-to-Month DS1 SALs must convert to the One Year MetroLAN Rate.</p>	
<p>c. Term Commitment</p> <p>When MetroLAN is ordered as part of new DS1 or FiberConnect service, the MetroLAN term must be the same as the term of the SAL portion of the DS1 TVP, DS1 ETTVP and FiberConnect service. Customers with Month-to-Month DS1 SALs must select the One Year MetroLAN term.</p>	
<p>d. Discontinuance of Service</p> <p>If a DS1 TVP SAL, DS1 ETTVP SAL or FiberConnect OPP SAL is discontinued, the MetroLAN portion of the circuit will also be discontinued. Termination liability charges will be assessed as in <i>VI.F.12.f.</i> for the SAL. No additional penalties will be assessed for the MetroLAN portion of the OPP circuit.</p>	
<p>If a DS1 TVP SAL or DS1 ETTVP SAL is discontinued, the MetroLAN portion of the circuit will also be discontinued. Penalties for the discontinuance of TVP or ETTVP service will be assessed as in <i>VI.F.14.n.</i> No additional penalties will be assessed for the MetroLAN portion of the portion of the TVP or ETTVP circuit.</p>	
<p>If a Month-to-Month DS1 SAL is discontinued, DS1 transport for the MetroLAN transport portion of the circuit is also discontinued.</p>	

<sup>59</sup> Effective September 15, 2012, new orders for MetroLAN Special Transport are no longer permitted. Existing customers with service as of September 15, 2012 may continue with their existing services. If at any time an existing customer discontinues service for a circuit or converts a circuit to standard special access transport, that circuit may not be converted back to MetroLAN Special Transport.

**VI. SPECIAL ACCESS** (Continued)

<p>MetroLAN transport may be converted to standard special access transport rates (i.e., per airline mile) at any time at no charge.</p>	
<p>e. Continuation of Service Off the Ring</p> <p>MetroLAN DS1 and FiberConnect circuits can be routed any distance on a fiber optic ring. When the DS1 or FiberConnect circuit leaves the ring for continuation on the network, normal tariff rates will be assessed for the portion of the route not on the ring.</p>	
<p>f. Renewal Option</p> <p>When the MetroLAN term expires, the customer can renew for any term length as long as the new MetroLAN term selected is the same as the SAL portion of the DS1 or FiberConnect service (One Year option for DS1 Month-to-Month services). The SAL and MetroLAN must have the same term for new or renewed DS1 or FiberConnect service.</p>	
<p>g. Rate Changes</p> <p>A decrease in the MetroLAN monthly recurring charge will be passed on to subscribers of the plan. During a MetroLAN period, should the currently effective rate for a customer's service increase, the customer may, at their option, terminate the MetroLAN arrangement without penalty or liability unless the increase is a result of FCC action.</p>	



## VI. SPECIAL ACCESS (Continued)

### h. Service Availability

MetroLAN DS1 and FiberConnect transport is available to all DS1 and FiberConnect customers in the Telephone Company serving areas in which fiber optic rings are deployed. MetroLAN is provided between wire centers located on the same fiber optic ring as follows:

<u>State</u>	<u>CCLI</u>	<u>Wire Center</u>	<u>Contiguous MetroLAN</u>
<u>MetroLAN Name - SOMERSET</u>			
OR	ALOHORXX	ALOHA	River Grove
OR	BVTNORXV	BEAVERTON	
OR	HLBOORXB	HILLSBORO	
OR	SMRWORXA	SOMERSET – WEST	
OR	TGRDORXA	TIGARD	
OR	TGRDORXC	BULL MOUNTAIN	
<u>MetroLAN Name – RIVER GROVE</u>			
OR	SHWDORXA	SHERWOOD	Somerset
OR	STFRORXX	STAFFORD	
OR	TGRDORXA	TIGARD	
OR	TULTORXA	TUALATIN	
OR	WIVLORXA	WILSONVILLE	
<u>MetroLAN Name – EVERETT</u>			
WA	BOTHWAXB	BOTHELL	Redmond
WA	EVTRWAXA	EVERETT PRIMARY	
WA	EVTRWAXC	CASINO	
WA	EVTRWAXF	EVERETT	
WA	HLLKWAXX	HALLS LAKE	
WA	MRWYWAXA	MANOR WAY	
WA	SLLKWAXA	SILVERLAKE	
<u>MetroLAN Name – REDMOND</u>			
WA	BOTHWAXB	BOTHELL	Everett
WA	JUNTWAXA	JUANITA	
WA	KRLDWAXX	KIRKLAND	
WA	RDMDWAXA	REDMOND	
<u>MetroLANE Name – TRI-CITIES</u>			
WA	KNWCWAXA	HIGHLANDS	
WA	KNWCWAXC	MEADOW SPRING	
WA	RCLDWAXA	NORTH RICHLAN	
WA	RCLDWAXB	RICHLAND	
WA	WRLDWAXA	WEST RICHLAND	

## VI. SPECIAL ACCESS (Continued)

<p><b>17. High Voltage Protection</b></p> <p>a. Description</p> <p>High Voltage Protection Service is used at customer locations that may require special equipment to isolate or neutralize Ground Potential Rise (GPR) and/or induced voltage caused by faults in the electric power system. GPR is a voltage difference between two (2) or more ground electrodes caused by earth return currents. GPR on cable facilities can occur, for example, when current from lightning surges flow to ground, but GPR often is associated with voltage generated as the power system fault currents flow to ground. Maximum GPR is developed by the percentage of line-to-ground fault current entering earth through electrode impedance.</p>	
<p>This feature will provide high voltage isolation for Special Access telecommunications, while enabling the normal transmission between the Telephone Company wire center and the equipment at the customer's location during GPR environment due to electrical power faults.</p>	
<p>b. Provisioning</p> <p>The Telephone Company shall determine the proper levels of protection required on its network to isolate or neutralize electrical hazard, based on the information provided by the customer. The customer shall provide the Telephone Company, in writing, the technical data necessary for the Telephone Company to determine the high voltage protection requirements, at the time of application for the initial service, additions to, or changes in the existing service. In addition, the customer shall notify the Telephone Company before making changes in the electric supply that will increase the GPR at the location.</p>	
<p>The technical data for the customer's location shall include, but not be limited to, the following:</p> <ul style="list-style-type: none"> <li>- ground grid area in square feet</li> <li>- ground grid impedance in ohms</li> <li>- X/R ratio at worst case fault location</li> <li>- GPR in volts MS</li> </ul>	
<p>Based on the customer's technical data provided to the Telephone Company, the Telephone Company will provide the necessary high voltage protection equipment at the Telephone Company's demarcation point on the customer's premises and at the remote drainage location. The placement of the equipment by the Telephone Company shall in no way release the customer of its responsibility for damage, loss or claims caused by electrical hazards resulting from the customer's electric power system. The Telephone Company's liability for damage, loss or claims is set forth under <i>III.A.3.</i></p>	
<p>The customer may elect to furnish the equipment at its premises to isolate or enutralize the electrical hazard subject to the approval of the Telephone Company; however, such approval by the Telephone Company shall not relieve the customer of its responsibility to install or maintain adequate high voltage equipment. The high voltage protection equipment at the customer's location will be exclusively owned either by the Telephone Company or by the customer.</p>	

## VI. SPECIAL ACCESS (Continued)

<p>When the customer provides the high voltage equipment at its premise, the Telephone Company will provide the necessary high voltage equipment at the wire center and remote drainage location. The Telephone Company will be responsible up to and including the network interface for the termination of Special Access Services regardless of ownership of the high voltage protection equipment.</p>	
<p>The Telephone Company will inspect and verify adequacy of the high voltage protection equipment when service is established and at such future times as deemed necessary due to additions, deletions, rearrangements, routine maintenance or for the purpose of verifying the adequacy of the high voltage protection equipment.</p>	
<p>c. Claims and Demands for Damage</p> <p>In addition to the provisions in Section III.C.11., the customer shall defend, indemnify and save harmless the Telephone Company from any and all loss, claims, demands, suits or other action or any liability whatsoever, whether suffered, made, instituted or asserted by the customer or by any other party or person, for any personal injury to or death of any person or persons, or for any loss, damage or destruction of any property whether owned by the customer or others, caused or claimed to have been caused directly or indirectly by the installation, operation, failure to operate, maintenance, removal, presence, condition, location or use of such equipment and services associated with high voltage protection equipment furnished by the Telephone Company or with customer equipment when combined or connected with facilities of the Telephone Company.</p>	
<p>Services provided by the Telephone Company shall not cause the Telephone Company to become responsible for damage, loss or claims caused by electrical hazards resulting from a customer's electric power system.</p>	
<p>d. Network Outage</p> <p>Interruptions or outages of services provided to customers may occur for reasons, such as facility damage due to storm loading, vehicle accident, lightning strike, or other acts of God. Circuit failures caused by such events cannot be prevented by services provided in accordance with this service (however, interruptions and service outages due to fault-produced ground potential rise and induction can be minimized). The Telephone Company expressly states that provision of the high voltage equipment cannot prevent such service outages as may normally occur due to the proceeding circumstances. It is the responsibility of the customer to provide sufficient protection to prevent damage caused by such events.</p>	
<p>Interruptions or outages due to the effects (GPR and/or induction) of faults in the customer's power generating, transmission and/or distribution system are minimized through the installation and maintenance of high voltage protection equipment which is designed to operate in a fault-produced electrical environment.</p>	

## VI. SPECIAL ACCESS (Continued)

e. Compliance Statement	
<p>If the Telephone Company has provided service where high voltage protection is necessary, by the customer or the customer-provided equipment is nonfunctional or inadequate or the customer fails, upon written notice, to establish or reestablish the required high voltage protection equipment or apply for and obtain such protection from the Telephone Company, or keep the Telephone Company informed of changed high voltage requirements, then the Telephone Company will disconnect service one hundred twenty (120) days after giving the notice required, as set forth under Section <i>III.A.8.a.</i>.</p>	
f. Rate Regulations	
(1) Minimum Period	
<p>The minimum period for High Voltage Protection is one (1) month.</p>	
(2) Rate Elements	
(a) Initial Common Equipment	
<p>A nonrecurring charge and a monthly rate apply for the initial common (basic) equipment used for the physical connection to the network interface. The Initial Common Equipment can accommodate up to eight Special Access facility terminations at a customer's location.</p>	
(b) High Voltage Terminating Equipment	
<p>High Voltage Terminating Equipment is required for each Special Access facility termination. A nonrecurring charge and a monthly rate for the High Voltage Terminating Equipment apply in addition to the rates and charges for the Special Access facility as well as the associated Special Access Service regulations.</p>	
18. <i>(Reserved for Future Use)</i>	

## VI. SPECIAL ACCESS (Continued)

<p>19. <i>DS3 Term Volume Plan</i><sup>60</sup></p> <p>a. Description</p> <p>(1) The DS3 Term Volume Plan (DS3 TVP) provides a customer with discounted monthly recurring rates for DS3 Special Access Line (SAL) rate elements based upon a term commitment and a committed number of DS3 SALs (DS3 Commitment Quantity). The DS3 Commitment Quantity represents the total number of DS3 SALs that the customer commits to the DS3 TVP, regardless of the total number of DS3 SALs that the customer currently has in-service in the operating territories of this tariff. Only one DS3 Commitment Quantity is allowed for the DS3 TVP. The DS3 Commitment Quantity (along with the Term Commitment as defined in <i>a.(2)</i> following) determines the Commitment Level and corresponding rates applicable to the DS3 SALs included in the TVP. Commitment Levels are described in <i>c.</i> following (Commitment Level).</p>	
<p>(2) The DS3 TVP is offered for a three (3), five (5), or seven (7) year term commitment period (Term Commitment). Upon subscription to the DS3 TVP, the customer must issue ASRs to add DS3 SALs to the TVP and/or convert existing SALs (billed Month to Month and/or under other term pricing plans) to the DS3 TVP such that the number of in-plan DS3 SALs is at least DS3 Commitment Quantity. All of the customer's in-plan DS3 SALs will be billed at the applicable DS3 TVP rate level. The applicable DS3 TVP rate level corresponds to the length of the Term Commitment selected by the customer and a Commitment Level as determined by the DS3 Commitment Quantity. For example, if a customer commits 51 DS3 circuits to a three (3) year Term Commitment under this DS3 TVP, but has a total of 150 DS3 circuits in-plan, the customer will receive a rate corresponding to a Term Commitment of three (3) years for a Commitment Level of 50-149 DS3 circuits for all 150 DS3 circuits.</p>	
<p>(3) During the DS3 TVP term, the customer may elect to increase the DS3 Commitment Quantity in accordance with <i>g.</i> following, the Term Commitment in accordance with <i>h.</i> following, or both.</p>	
<p>(4) The regulations and rates set forth in this Section <i>VI.F.19.</i> apply only to the DS3 SAL rate elements for Eligible DS3 Services, as defined in <i>d.(1)</i> following, under a DS3 TVP. All other rate elements or additional features associated with the service are provided at the rates and regulations set forth elsewhere in this tariff as they may apply to those associated rate elements or additional features.</p>	

<sup>60</sup> Effective November 21, 2017, new subscriptions to DS3 Term Volume Plan is no longer permitted. DS3 TVP customers subscribed as of November 21, 2017 may continue with their existing subscriptions. If at any time an existing customer terminates its DS3 TVP, the customer may not re-subscribe to the plan.

## VI. SPECIAL ACCESS (Continued)

<p>b. DS3 TVP Enrollment and Conversion of DS3 Services</p> <p>(1) A customer wishing to subscribe to a DS3 TVP must submit a written request to the Telephone Company. The written request must be submitted in a manner designated by the Telephone Company, and must include all of the following.</p> <p>(a) The enrollment date for the DS3 TVP. This is the date on which DS3 TVP rates will commence and serves as the anniversary date for the DS3 TVP for the purpose of administering the Annual Review described in e. following. The enrollment date must be within thirty (30) calendar days of the Telephone Company receiving the customer's written subscription to DS3 TVP.</p>	
<p>(b) The DS3 Commitment Quantity for the DS3 TVP. The DS3 Commitment Quantity shall be the number of DS3 SALs that the customer includes in the DS3 TVP and shall correspond to a Commitment Level as described in c. following. In order to subscribe to DS3 TVP, a minimum of twenty (20) DS3 SALs must be committed to the DS3 TVP.</p>	
<p>(c) The Term Commitment for the DS3 TVP. Term Commitment periods of 3-years, 5-years, or 7-years are offered.</p>	
<p>(d) The Access Customer Name Abbreviations (ACNAs) to include in the DS3 TVP. Customer must own or have the right to utilize all the ACNAs subscribed to this DS3 TVP, and must otherwise comply with the terms and conditions of this tariff. Subsequent to initial subscription, additional ACNA(s) may be included in the DS3 TVP so long as the customer complies with the terms and conditions set forth in this tariff. Such requests must be made in the same manner and by providing the same information required for initial subscription under this b.(1). The DS3 Commitment Quantity and the resulting Commitment Level must be increased to include the additional SALs associated with the addition of any ACNA(s). The increased Commitment Level will apply through the end of the Term Commitment. No adjustment to prior billing will be made, and no credits will be given based on the new Commitment Level as set forth in g. following.</p>	
<p>(e) Request for Time-in-Service Credit (TISC). TISC is described in k.(2) following. TISC must be requested by the customer in writing and agreed to by the Telephone Company prior to the enrollment date of the DS3 TVP. The customer must request TISC in its initial subscription under this b.(1) and the request must include all of the information specified in k.(2) following. No requests for TISC will be accepted after the enrollment date of the DS3 TVP.</p>	
<p>(2) When an Eligible DS3 Service (as described in d.(1) following) under a term plan is discontinued in order to include the DS3 SAL in the DS3 TVP, no termination penalty will apply for early termination of that DS3 Service. TISC under k.(2) following may be available for the time that the DS3 SAL was under a term plan prior to conversion to the DS3 TVP.</p>	
<p>(3) Where there is no service interruption, billing interruption or other changes to an existing service being converted to the DS3 TVP, nonrecurring charges do not apply for the conversion.</p>	

## VI. SPECIAL ACCESS (Continued)

<p>(4) If the customer converts a service that is not an Eligible DS3 Service, as defined in <i>d.(1)</i> following, (such as DS3 Unlimited System) to a service that is an Eligible DS3 Service, as defined in <i>d.(1)</i> following, such conversion will be treated as a disconnection of the existing service and installation of a new service and all applicable charges, terms and conditions will apply. The new TVP eligible service will be included in the in-service quantity count as of the order completion date for the conversion, and the applicable DS3 TVP rates will apply as of that date.</p>	
<p>c. Commitment Levels</p> <p>The DS3 Commitment Quantity as specified by the customer determines the Commitment Level for the DS3 TVP. The Commitment Level determines the rates applicable to all DS3 SALs included in the DS3 TVP. These rates are arranged in tiers based on the Commitment Level (shown in parentheses below) as set forth in Section VI.G.22. following.</p> <p>Commitment Level 1 (20 DS3 SALs – 49 DS3 SALs) Commitment Level 2 (50 DS3 SALs – 149 DS3 SALs) Commitment Level 3 (150 DS3 SALs – 274 DS3 SALs) Commitment Level 4 (275 DS3 SALs – 499 DS3 SALs) Commitment Level 5 (500 DS3 SALs or more)</p>	
<p>d. Terms and Conditions</p> <p>(1) The DS3 TVP includes only SALs associated with Protected Individual DS3s without Company Electronics or Protected Individual DS3s with Company Electronics as set forth in Section VI.G.22. following (Eligible DS3 Services). No other DS3 offerings as set forth in this or other sections of this tariff will be included in the DS3 TVP.</p>	
<p>(2) Subsequent to initial enrollment to the DS3 TVP under <i>b.</i> preceding, the customer may, at any time during the Term Commitment, purchase additional DS3 SALs and choose to include them in the DS3 TVP. The additional SALs will be billed at the same rate level as all of the other DS3 SALs in the DS3 TVP. The customer may also choose to submit ASRs converting existing Eligible DS3 Services not currently in the DS3 TVP to the DS3 TVP, or to submit ASRs converting existing DS3 services in the DS3 TVP to month to month or other discount plans. Rate levels for DS3 SALs in a DS3 TVP are set forth in Section VI.G.22. following and are determined by the Term Commitment and DS3 Commitment Quantity for the TVP. The addition of new DS3 SALs to the DS3 TVP or removal of DS3 SALs from the DS3 TVP does not change the DS3 Commitment Quantity.</p>	
<p>e. Annual Review</p> <p>(1) On the anniversary date of the customer's DS3 TVP, the Telephone Company will conduct an Annual Review to determine if the customer has met its DS3 Commitment Quantity of DS3 SALs for the prior twelve (12) months. For purposes of conducting the Annual Review, the Telephone Company will develop an average number of DS3 SALs that were in-plan over the prior twelve (12) months by first summing the actual number of DS3 SALs that were in-plan for each of the prior twelve (12) months and then dividing that total by twelve (12). The anniversary date shall be determined as set forth in <i>b.(1)(a)</i> preceding.</p>	

## VI. SPECIAL ACCESS (Continued)

<p>(2) For purposes of the Annual Review, an allowance of up to three percent (3%) below the committed number of in-service DS3 SALs (rounded to the nearest DS3) will be considered as having met the DS3 Commitment Amount. The DS3 Commitment Quantity less the three percent (3%) allowance shall be defined as the Minimum DS3 Commitment Quantity. For example, the Minimum DS3 Commitment Quantity for 48 DS3 SALs is considered to be met if the average number of in-plan DS3 SALs determined at the Annual Review is no less than 47 (e.g., 48 DS3 SALs less three percent (3%) allowance = 46.56 and then rounded up to 47 SALs). The average number of in-plan DS3 SALs determined at the Annual Review may exceed the DS3 Commitment Quantity, subject to e.(4) and e.(5) following.</p>	
<p>(3) Where the average number of in-plan DS3 SALs at the time of the Annual Review is less than the Minimum DS3 Commitment Quantity determined in e.(2) preceding (i.e., customer has not met its DS3 Commitment Quantity, less the three percent (3%) allowance), a penalty as set forth under f. following will be assessed.</p>	
<p>(4) Where the average quantity of in-plan DS3 SALs at the time of the Annual Review is equal to the customer's Minimum DS3 Commitment Quantity (i.e., customer has met its DS3 Commitment Quantity, less the three percent (3%) allowance), or exceeds the DS3 Commitment Quantity by no more than thirty percent (30%), no penalty applies. The current DS3 Commitment Quantity will continue for the remainder of the TVP Term Commitment unless otherwise adjusted under this Section e. and g. following.</p>	
<p>(5) Where the average quantity of in-plan DS3 SALs at the time of the Annual Review exceeds the DS3 Commitment Quantity by more than thirty percent (30%), the DS3 Commitment Quantity will be automatically reset by the Telephone Company to a level that is equal to the existing DS3 Commitment Quantity of DS3 SALs plus fifty percent (50%) of the number of DS3 SALs that are in excess of the current DS3 Commitment Quantity rounded to the next DS3 SAL. For example, if the existing DS3 Commitment Quantity at the time of Annual Review is 100 DS3 SALs, and the average in-plan quantity at the time of Annual Review is 137 DS3 SALs, the new DS3 Commitment Quantity will be set at 119 SALS (<math>100 + (37 \times .5) = 118.5</math> DS3 SALs rounded to the nearest whole number) and will apply for the remainder of the Term Commitment unless otherwise adjusted under this Section e..</p>	
<p>(6) Whithin thirty (30) days after completion of an Annual Review, the customer has the option to reduce its DS3 Commitment Quantity under the Buy Down option described in g.(4) following. Should the Annual Review result in the automatic increase of the DS3 Minimum Commitment Quantity as described in e.(5) above, such increase will be applied before the customer may exercise the Buy Down option.. The reduced Commitment Level will be utilized for administering the terms and conditions in this Section VI.F.19. for the remainder of the Term Commitment. Buy Down provisions will be applied after application of any Shortfall Penalties due as a result of that Annual Review. The customer's exercise of the Buy Down provisions shall not relieve the customer of any Shortfall Penalties that are assessed by Telephone Company prior to the exercise of the Buy-Down. No adjustment to prior billing will occur, and no credits will be given for reduction to the DS3 Commitment Quantity under the Buy Down option.</p>	



## VI. SPECIAL ACCESS (Continued)

<p>f. Shortfall Penalties for Failing to Meet the Commitment Level</p> <p>When the average number of in-plan DS3 SALs at the Annual Review is less than the Minimum DS3 Commitment Quantity, as determined in e.(2) preceding, a shortfall penalty applies. The shortfall penalty is calculated by multiplying the following:</p> <p>(1) TVP rate for the predominant service type purchased by the customer (for example, if sixty percent (60%) of the customer's DS3 SALs included in the DS3 TVP are End User DS3 SALs with Company Electronics, then the rate for End User DS3 SALs with Company Electronics shall apply) by</p>	
<p>(2) The Minimum DS3 Commitment Quantity minus the average in-service quantity of DS3 SALs by</p>	
<p>(3) Twelve (12) months.</p>	
<p>For example, a customer that has predominantly End User DS3 SALs with Company Electronics would incur the following shortfall penalty if it failed to meet its Minimum DS3 Commitment Quantity as calculated under e.(2) preceding at the Annual Review. Assume the following circumstances occurred.</p> <ul style="list-style-type: none"> <li>- Current commitment is 101 circuits.</li> <li>- Average quantity of In-service DS3 SALs at Annual Review = 90</li> <li>- Minimum DS3 SAL requirement is 101 less 3%, or 98 circuits</li> <li>- Shortfall is 98 - 90 = 8</li> <li>- Rate for predominant type of DS3 SAL is \$975</li> <li>- Shortfall penalty amount is 8 x \$975 x 12 = \$93,600</li> </ul>	
<p>g. Changes to Commitment Level</p> <p>(1) At any time during the Term Commitment, the customer may increase the DS3 Commitment Quantity to achieve a higher Commitment Level. Such request must be submitted in writing to the Telephone Company in accordance with the same requirements used for initial enrollment to DS3 TVP under b. preceding. The rates associated with the increased DS3 Commitment Quantity are effective upon the enrollment date specified in the customer's written subscription to increase the DS3 Commitment Quantity. No retroactive adjustment prior to the subscription date for the increased DS3 Commitment Quantity will be made for any additional discount that may be associated with the customer-initiated increase in Commitment Level.</p>	
<p>(2) When the DS3 Commitment Quantity for the TVP is reduced under g.(4) following for a Buy-Down of the DS3 Commitment Quantity, the DS3 Commitment Quantity resulting from the Buy-Down will become the DS3 Commitment Quantity for determining the Commitment Level and rates going forward, and DS3 Commitment Quantity for the Annual Review(s) going forward.</p>	

## VI. SPECIAL ACCESS (Continued)

<p>(3) Within thirty (30) days after completion of the Annual Review, the customer may reduce (Buy-Down) its DS3 Commitment Quantity. Customers may exercise the Buy-Down option by notifying the Telephone Company in writing and paying an amount equal to twenty percent (20%) of the recurring monthly charges for the remainder of the Term Commitment for each DS3 SAL that is removed from the DS3 Commitment Quantity. The monthly rate used to calculate the Buy-Down penalty is the DS3 SAL rate for the predominant type of DS3 SAL as defined in <i>f.</i> preceding. The following is an example of calculation of the Buy-Down option. Assume the following:</p> <p>Monthly rate for the predominant type of DS3 SAL is the End User SAL with Company Electronics at: \$975 Remaining months in plan: 36 Number of circuits reduced: 8</p> <p>The Buy Down amount would be <math>\\$975 \times 36 \times 8 \times 20\%</math> Buy Down = \$56,160.</p>	
<p>h. TVP Term Commitment Extension Option</p> <p>(1) Prior to expiration of its DS3 TVP, the customer may convert its existing DS3 TVP to a new DS3 TVP of equal or greater Term Commitment. The effective date of the conversion to a new DS3 TVP of equal or greater Term Commitment will be the subscription date for the new DS3 TVP. Written subscription for the conversion must be submitted by the customer in the same manner as an initial subscription as described in <i>b.</i> preceding. The customer may request Conversion Time-In-Service-Credit (C-TISC) for the period of time that the prior DS3 TVP was in effect, beginning with the date of subscription to the prior DS3 TVP and ending with the date of subscription to the new DS3 TVP. C-TISC reduces the time for which the new DS3 TVP is subject to termination liability under <i>k.</i> following. For example, if a customer converts to a new five (5) year DS3 TVP after the first twenty-four (24) months of a three (3) year Term Commitment, the customer is eligible for up to twenty-four (24) months of C-TISC. The amount of C-TISC must be specified by the customer at the time of subscription to the new plan in accordance with <i>k.(2)</i> following.</p>	
<p>(2) Prior to expiration of its DS3 TVP Term Commitment, if the customer converts its existing DS3 TVP to a new DS3 TVP of lesser Term Commitment than its current DS3 TVP, this will be a discontinuance of the current DS3 TVP and termination liability will apply as described in <i>k.</i> following. The customer will be deemed to have subscribed to a new DS3 TVP with the lesser Term Commitment effective on the date of disconnection of the existing DS3 TVP. All Terms and Conditions in this Section VI.F.19. will apply to such new DS3 TVP with the lesser Term Commitment.</p>	
<p>i. TVP Renewal Options</p> <p>(1) At the expiration of the TVP Term Commitment, the customer may select a new DS3 TVP or may convert to any other payment plan offered in this tariff for DS3 Service. If the customer fails to make an election, the Telephone Company will continue DS3 TVP billing based on the current Commitment Level and Term Commitment for sixty (60) calendar days beyond the scheduled expiration date of the DS3 TVP or until an election is made.</p>	

## VI. SPECIAL ACCESS (Continued)

<p>(2) If the customer does not select a new DS3 TVP or convert to another payment plan within sixty (60) calendar days beyond the scheduled expiration date, the current DS3 TVP will be automatically renewed at the DS3 Commitment Quantity and Term Commitment in effect on the expiration date, and a new DS3 TVP term will begin. The effective date of the new DS3 TVP is the same date on which the old DS3 TVP expires.</p>	
<p>(3) All terms and conditions under this Section VI.F.19., including termination liabilities, will apply to the renewed DS3 TVP.</p>	
<p>(4) If the customer chooses to convert to a term plan option other than a DS3 TVP, this election will be treated as a disconnect of the existing service and installation of a new service, and all applicable rates, terms, conditions, ordering processes, and obligations associated with the new service option will apply. However, installation charges do not apply to those DS3 SALs that are in service on the date that they are converted from the DS3 TVP to the other term plan.</p>	
<p>j. Upgrade to Equal or Higher Speed Service</p> <p>(1) During the Term Commitment, the customer may upgrade DS3 service under a DS3 TVP to an equal or higher speed service by disconnecting the DS3 Service under the DS3 TVP and installing the upgraded service in accordance with the terms and conditions for that service. The upgraded service is subject to all terms, conditions, rates, and charges for the upgraded service as specified in the applicable sections of this tariff.</p>	
<p>(2) Customer will qualify for adjustment of their DS3 Commitment Quantity, as set forth in j.(3) following, if customer is unable to meet the Minimum DS3 Commitment Quantity and is subject to shortfall penalties as a direct result of its discontinuation of DS3 SALs which are upgraded to an equal or higher speed service. Customer will qualify for such adjustment to its DS3 Commitment Quantity only if the following terms and conditions are met:</p> <p>(a) Both the discontinued service and the upgraded service are provided solely by the Telephone Company under this tariff.</p>	
<p>(b) The total bandwidth of the upgraded service is equal to or greater than the total bandwidth of the discontinued service. For example, if two (2) in-service DS3 SALs are discontinued and replaced by an OC-3 level SONET service (equivalent to 3 DS3s), the customer would be eligible to receive credit for two (2) DS3 SALs under this provision.</p>	
<p>(c) The orders to disconnect the existing service and install the upgraded service are placed at the same time and with due dates that are within ninety (90) days of each other.</p>	
<p>(d) The Term Commitment for the upgraded service must be equal to or greater than the Term Commitment for the discontinued service, except when an equal to or greater than Term Commitment period is not available under the upgraded service, in which case the longest Term Commitment period offered on the upgraded service must be selected.</p>	

## VI. SPECIAL ACCESS (Continued)

(e) The originating and termination locations of the service being upgraded are the same originating and termination locations for the replaced (upgraded) service.													
(3) In addition to (2)(a) through (e) preceding, the customer must provide written notice of the upgrade to the Telephone Company for its use during the Annual Review. Written notification must be made at the time the customer orders the upgrade and/or thirty (30) calendar days following the Annual Review as described in e. preceding. The notification must be received by the Telephone Company within the allotted time, or the customer may be subject to a shortfall penalty if it fails to meet the Minimum DS3 Commitment Quantity for the Annual Review period. Such notice must include order number information, including the purchase order number (PON), of each disconnected service that was upgraded during the Annual Review period. Failure to provide written notification to the Telephone Company within the allotted time will result in the customer forfeiting any credit for the upgrade that would otherwise apply.													
(4) DS3 SALs that qualify as upgrades under (1) through (3) preceding will be added to the customer's actual in-plan DS3 SAL counts for the purpose of determining whether the customer met the Minimum DS3 Commitment Quantity for the remainder of the TVP term. For example, if the customer has a DS3 Commitment Quantity of one hundred fifty-five (155) DS3 SALs and is eligible for twenty (20) DS3 SAL upgrades to a high speed service, the customer will have met the Minimum DS3 Commitment Quantity if their average in-service quantity of DS3 SALs is equal to or greater than one hundred thirty (130) DS3 SALs (e.g., 155 less 3% (5 DS3 SALs) less 20 DS3 SALs equals 130 DS3 SALs).													
k. Termination Liability													
(1) When the entire DS3 TVP is discontinued prior to the end of the Term Commitment, termination liability applies to each DS3 SAL that is in-plan on the date of discontinuance. Termination liability charges apply from the date of discontinuance to the end of the Term Commitment of the DS3 TVP. When applicable, termination liability is equal to one hundred percent (100%) of the total monthly recurring charges for the remaining portion of the first year and fifteen percent (15%) of the total monthly recurring charges for the remainder of the Term Commitment. The monthly rates used to calculate termination liability are the monthly rates that would otherwise apply had the DS3 TVP not been discontinued (i.e., charges based on current Commitment Level and Term Commitment at the time of discontinuance).													
(2) TISC													
(a) TISC reduces the time for which the new DS3 TVP is subject to termination liability under k.(1) preceding. TISC will be granted based on the longest in service time of any DS3 circuit being converted and the Term Commitment of the TVP as shown in the following table:													
<table><tr><td><u>DS3 SAL Time In-Service</u></td><td><u>TVP Plan Term</u></td><td><u>TISC Allowance</u></td></tr><tr><td>24 to 36 months</td><td>3 Years or Longer</td><td>6 months credit</td></tr><tr><td>Over 36 months</td><td>3 Years</td><td>6 months credit</td></tr><tr><td>Over 36 months</td><td>5 Years or Longer</td><td>12 months credit</td></tr></table>	<u>DS3 SAL Time In-Service</u>	<u>TVP Plan Term</u>	<u>TISC Allowance</u>	24 to 36 months	3 Years or Longer	6 months credit	Over 36 months	3 Years	6 months credit	Over 36 months	5 Years or Longer	12 months credit	
<u>DS3 SAL Time In-Service</u>	<u>TVP Plan Term</u>	<u>TISC Allowance</u>											
24 to 36 months	3 Years or Longer	6 months credit											
Over 36 months	3 Years	6 months credit											
Over 36 months	5 Years or Longer	12 months credit											

## VI. SPECIAL ACCESS (Continued)

	For example, if the customer had SALs with in service times of eleven (11) months, eighteen (18) months, twenty-six (26) months, and forty-eight (48) months and subscribed to a 3-Year TVP, they would be eligible for six (6) months of TISC, as set forth in the table above. If that same customer subscribed to a 5-Year TVP, they would be eligible for twelve (12) months TISC.	
	(b) In order to receive TISC, the customer must have requested TISC at the time of initial subscription to the DS3 TVP under <i>b.</i> preceding by providing the circuit ID and Service Establishment Date (SED) of the qualifying circuit.	
	(c) The maximum amount of TISC available under this Section VI.F.19. is twelve (12) months. TISC will be applied to the end of the Commitment Period. TISC reduces the number of months from the end of the selected Commitment Period to which termination liability charges are applicable for the purposes of calculating any Termination Liability that may be applied under this Section <i>k.</i> For example, if the customer qualifies for twelve (12) months of TISC as described above, and cancels a 5-Year (60 months) TVP in the thirty-sixth (36 <sup>th</sup> ) month of the plan, the termination liability will be calculated as if the Term Commitment for the TVP was forty-eight (48) months. The customer would be liable for twelve (12) months of Termination Liability at fifteen percent (15%) of the applicable rate.	
	(d) The customer may also receive C-TISC as a result of converting its DS3 TVP to a new DS3 TVP under <i>h.</i> preceding. For example, if the customer in the example described in <i>k.(2)(c)</i> preceding was also eligible for twelve (12) months of C-TISC (i.e., 12 months of TISC and 12 months of C-TISC), the total credit received by the customer would be twenty-four (24) months. Termination liability would be calculated as if the Commitment Term of the TVP were: 60 months original Term Commitment – 24 months total TISC = 36 months, and no Termination Liability charges would apply.	
	I. Termination Without Liability  (1) Subject to the terms and conditions set forth in this Section VI.F.19., including any shortfall penalties that might apply for failing to meet the Minimum DS3 Commitment Quantity, Minimum Period charges, and all other applicable requirements and penalties as set forth in other sections of this tariff, individual DS3 SALs may be disconnected under the DS3 TVP without the application of termination liability charges.	
	(2) In the event the Telephone Company initiates a rate increase and the total discounted monthly billing for the affected service type increases by eight percent (8%) or more, the customer may cancel the DS3 TVP without the application of termination liability, as set forth in <i>k.</i> preceding. The customer must exercise its option to cancel the DS3 TVP under these conditions by providing written notice to the Telephone Company within thirty (30) calendar days of the date of the effective rate increase.	

## VI. SPECIAL ACCESS (Continued)

<p>m. Minimum Period Charges</p> <p>A one (1) year minimum period will apply to all new DS3 SALs that are added after the DS3 TVP enrollment date. If such service is disconnected prior to completion of the first year following establishment of such service, a charge equal to one hundred percent (100%) of the monthly recurring charge for such service applies for the balance of the minimum period. Minimum period charges are in addition to any termination liabilities that may be assessed in accordance with <i>k.(1)</i> preceding, and no Time in Service Credits are applicable for the minimum period. For example, assume that the customer subscribes to DS3 TVP on the first day of January and subsequently orders a new service under its DS3 TVP on the first day of February in the same year. Also assume that the customer disconnects that same service seven (7) months later and that the monthly recurring charge for that service at the time of the disconnection is \$900. Further, assume that the customer continues to be enrolled in its DS3 TVP. The Minimum Period Charge will be the five (5) remaining months x \$900 = \$4,500 Minimum Period liability. DS3 SALs that are already in-service at the time of initial subscription to TVP are not subject to the one (1) year minimum period under this <i>k.(3)</i>.</p>															
<p>n. Rate Changes</p> <p>The Telephone Company may change rates for any or all of the DS3 TVP SAL rate elements at any time. Subject to the provisions of <i>l.(2)</i> preceding, the new rates will apply for the remainder of the TVP Term.</p>															
<p>o. TVP Nonrecurring Charge</p> <p>With the exception of converting an existing DS3 SAL to a DS3 TVP under <i>b.(3)</i> preceding, nonrecurring charges apply as specified in this or other sections of this tariff.</p>															
<p><b>G. <u>Rates and Charges</u></b></p> <p><b>1. <i>Nonrecurring Charges</i></b></p> <table> <tr> <th data-bbox="365 1354 495 1386"><u>Jurisdiction</u></th><th data-bbox="560 1291 1120 1386"><u>Special Access Ordering Charges</u> Design Change Per ASR/per Occurrence</th></tr> <tr> <td data-bbox="365 1386 495 1417">Idaho</td><td></td></tr> <tr> <td data-bbox="397 1417 495 1449">Price Cap</td><td data-bbox="917 1417 1023 1449">\$150.00</td></tr> <tr> <td data-bbox="365 1449 495 1480">Oregon</td><td></td></tr> <tr> <td data-bbox="397 1480 495 1512">Price Cap</td><td data-bbox="917 1480 1023 1512">\$150.00</td></tr> <tr> <td data-bbox="365 1512 495 1543">Washington</td><td></td></tr> <tr> <td data-bbox="397 1543 495 1575">Price Cap</td><td data-bbox="917 1543 1023 1575">\$150.00</td></tr> </table>		<u>Jurisdiction</u>	<u>Special Access Ordering Charges</u> Design Change Per ASR/per Occurrence	Idaho		Price Cap	\$150.00	Oregon		Price Cap	\$150.00	Washington		Price Cap	\$150.00
<u>Jurisdiction</u>	<u>Special Access Ordering Charges</u> Design Change Per ASR/per Occurrence														
Idaho															
Price Cap	\$150.00														
Oregon															
Price Cap	\$150.00														
Washington															
Price Cap	\$150.00														

## VI. SPECIAL ACCESS (Continued)

<b>2. Voiceband Facilities</b>			
a. Standard Arrangements			
	Special Access Line (Secondary CDL)		
<u>Jurisdiction</u>	<u>Nonrecurring Charge</u>	<u>Two-Wire Monthly Rate</u>	<u>Four-Wire Monthly Rate</u>
Idaho			
Price Cap	200.00	25.85	38.85
Oregon			
Price Cap	200.00	31.80	49.25
Washington			
Price Cap	200.00	31.00	49.00
b. Optional Arrangements			
(Reserved for Future Use)			
<b>3. Program Audio Facilities</b>			
a. Standard Arrangements – (200-3500 Hz)			
	Special Access Line (Secondary CDL)		
<u>Jurisdiction</u>	<u>Nonrecurring Charge</u>	<u>Monthly Rate</u>	<u>Daily Rate</u>
Idaho			
Price Cap	200.00	47.39	4.75
Oregon			
Price Cap	200.00	75.41	7.57
Washington			
Price Cap	200.00	64.67	6.48
b. Standard Arrangements – (100-5000 Hz)			
	Special Access Line (Secondary CDL)		
<u>Jurisdiction</u>	<u>Nonrecurring Charge</u>	<u>Monthly Rate</u>	<u>Daily Rate</u>
Idaho			
Price Cap	200.00	47.39	4.75
Oregon			
Price Cap	200.00	75.41	7.57
Washington			
Price Cap	200.00	64.67	6.48

## VI. SPECIAL ACCESS (Continued)

c. Standard Arrangements – (50-8000 Hz)			
Special Access Line (Secondary CDL)			
	Nonrecurring		
<u>Jurisdiction</u>	<u>Charge</u>	<u>Monthly Rate</u>	<u>Daily Rate</u>
Idaho			
Price Cap	200.00	47.39	4.75
Oregon			
Price Cap	200.00	75.41	7.57
Washington			
Price Cap	200.00	64.67	6.48

d. Standard Arrangements – (50-15000 Hz)			
Special Access Line (Secondary CDL)			
	Nonrecurring		
<u>Jurisdiction</u>	<u>Charge</u>	<u>Monthly Rate</u>	<u>Daily Rate</u>
Idaho			
Price Cap	200.00	47.39	4.75
Oregon			
Price Cap	200.00	75.41	7.57
Washington			
Price Cap	200.00	64.67	6.48

e. Standard Arrangements – (50-15000 Hz Facilities only)			
(Reserved for Future Use)			

f. Optional Arrangements – (All Bandwidths)			
(Reserved for Future Use)			

4. Video Facilities					
a. Video Digital Transport Service – Type I (Temporary)					
	Nonrecurring		Hourly Rates		
	<u>Per Hop</u>	<u>Per Hop</u>	<u>Per Hop</u>	<u>Per Hop</u>	
	Permanent	Nonpermanent	Permanent	Nonpermanent	Technician
<u>Jurisdiction</u>	<u>Facilities</u>	<u>Facilities</u>	<u>Facilities</u>	<u>Facilities</u>	<u>Standby</u>
Idaho	NA	NA	NA	NA	NA
Oregon	NA	NA	NA	NA	NA
Washington	ICB	ICB	(1)	(2)	NA
(1) Provisioned in accordance with Special Construction as set forth in Section IV.A.3. preceding					
(2) Provisioned as set forth in accordance with Special Access ICB’s in Section VI.I..					
*When service is jointly provided, ½ the rate per hap will apply as set forth under VI.F.8.a.(4)					

ISSUED: JUNE 3, 2020

EFFECTIVE: JUNE 18, 2020

ISSUED BY ZIPLY FIBER TELEPHONE COMPANIES

BY JESSICA EPLEY, REGULATORY & EXTERNAL AFFAIRS DIRECTOR



## VI. SPECIAL ACCESS (Continued)

b. Video Digital Transport Service – Type II					
(1) Standard Arrangements					
(a) Up to 45 Mbps – To the hub					
Minute Sensitive*					
<u>Jurisdiction</u>	<u>Initial 1<sup>st</sup> 5 Min. or Fraction Thereof</u>	<u>Each Add'l Min.</u>	<u>Daily*</u> <u>Rate</u>	<u>Weekly*</u> <u>Rate</u>	<u>Monthly*</u> <u>Rate</u>
Idaho	NA	NA	NA	NA	NA
Oregon	NA	NA	NA	NA	NA
Washington	NA	NA	NA	NA	NA
* Applies to continuous usage.					
(b) 270 Mbps Service					
(i) Switched Video Access Line (SVAL)					
(a) Unidirectional					
<u>Jurisdiction</u>	<u>1-4 Connections Same Location</u>		<u>5 or More Connections Same Location</u>		
	<u>NRC</u>	<u>MRC</u>	<u>NRC</u>	<u>MRC</u>	
Idaho	NA	NA	NA	NA	
Oregon	NA	NA	NA	NA	
Washington	NA	NA	NA	NA	
(b) Bi-directional <sup>61</sup>					
<u>Jurisdiction</u>	<u>1-4 Connections Same Location</u>		<u>5 or More Connections Same Location</u>		
	<u>NRC</u>	<u>MRC</u>	<u>NRC</u>	<u>MRC</u>	
Idaho	NA	NA	NA	NA	
Oregon	NA	NA	NA	NA	
Washington	NA	NA	NA	NA	

<sup>61</sup> Service availability limited. Refer to footnote in Section VI.B.4.c..

## VI. SPECIAL ACCESS (Continued)

(ii) Switched Video Port				
(a) Unidirectional				
	1-4 Connections Same Location		5 or More Connections Same Location	
<u>Jurisdiction</u>	<u>NRC</u>	<u>MRC</u>	<u>NRC</u>	<u>MRC</u>
Idaho	NA	NA	NA	NA
Oregon	NA	NA	NA	NA
Washington	NA	NA	NA	NA
(b) Bi-Directional <sup>62</sup>				
	1-4 Connections Same Location		5 or More Connections Same Location	
<u>Jurisdiction</u>	<u>NRC</u>	<u>MRC</u>	<u>NRC</u>	<u>MRC</u>
Idaho	NA	NA	NA	NA
Oregon	NA	NA	NA	NA
Washington	NA	NA	NA	NA
(iii) Dedicated Video Line (DVL)				
	<u>Unidirectional</u>		<u>Bi-directional<sup>63</sup></u>	
<u>Jurisdiction</u>	<u>NRC</u>	<u>MRC</u>	<u>NRC</u>	<u>MRC</u>
Idaho	NA	NA	NA	NA
Oregon	NA	NA	NA	NA
Washington	NA	NA	NA	NA

<sup>62</sup> Service availability limited. Refer to footnote in Section VI.B.4.c..

<sup>63</sup> Service availability limited. Refer to footnote in Section VI.B.4.c..

## VI. SPECIAL ACCESS (Continued)

(c) TV1-Analog				
(i) Switched Video Access Line (SVAL)				
(a) First SVAL <sup>64</sup>				
	<u>Unidirectional</u>		<u>Bi-directional</u>	
<u>Jurisdiction</u>	<u>NRC</u>	<u>MRC</u>	<u>NRC</u>	<u>MRC</u>
Oregon				
Competitive	625.00	312.00	937.50	518.00
Washington				
Price Cap	500.00	312.00	750.00	518.00
(b) Additional SAVL, Same location <sup>65</sup>				
	<u>Unidirectional</u>		<u>Bi-directional</u>	
<u>Jurisdiction</u>	<u>NRC</u>	<u>MRC</u>	<u>NRC</u>	<u>MRC</u>
Oregon				
Price Cap	250.00	302.00	375.00	508.00
Washington				
Price Cap	250.00	302.00	375.00	508.00
(ii) Switched Video Port				
(a) First Port <sup>66</sup>				
	<u>Unidirectional</u>		<u>Bi-directional</u>	
<u>Jurisdiction</u>	<u>NRC</u>	<u>MRC</u>	<u>NRC</u>	<u>MRC</u>
Oregon	500.00	309.00	750.00	587.00
Washington	500.00	309.00	750.00	587.00
(b) Additional Port <sup>67</sup>				
	<u>Unidirectional</u>		<u>Bi-directional</u>	
<u>Jurisdiction</u>	<u>NRC</u>	<u>MRC</u>	<u>NRC</u>	<u>MRC</u>
Oregon	250.00	298.00	375.00	577.00
Washington	250.00	298.00	375.00	577.00

<sup>64</sup> Associated with a First Switched Video Port

<sup>65</sup> Associated with an Additional Switched Video Port

<sup>66</sup> Associated with a First SVAL

<sup>67</sup> Associated with an Additional SVAL

ISSUED: JUNE 3, 2020

EFFECTIVE: JUNE 18, 2020

ISSUED BY ZIPLY FIBER TELEPHONE COMPANIES

BY JESSICA EPLEY, REGULATORY & EXTERNAL AFFAIRS DIRECTOR

## VI. SPECIAL ACCESS (Continued)

(iii) Switched Video Port					
	<u>Jurisdiction</u>	<u>NRC</u>	<u>First</u>	<u>Additional, Same Location</u>	
			<u>MRC</u>	<u>NRC</u>	<u>MRC</u>
	Oregon				
	Price Cap	1000.00	529.00	500.00	525.00
	Washington				
	Price Cap	1000.00	529.00	500.00	525.00
(2) Optional Features					
(Reserved for Future Use)					

## VI. SPECIAL ACCESS (Continued)

(3) Term Commitment Plan (TCP) <sup>68</sup>				
(a) Switched Video Access Line (SVAL)				
(i) Unidirectional				
	<u>First SVAL<sup>69</sup></u>		<u>Additional SVAL, Same location<sup>70</sup></u>	
	<u>NRC</u>	<u>MRC</u>	<u>NRC</u>	<u>MRC</u>
	<u>1 Year</u>			
Oregon				
Price Cap	250.00	302.00	0.00	292.00
Washington				
Competitive	312.50	302.00	0.00	292.00
Price Cap	250.00	302.00	0.00	292.00
	<u>2 Year<sup>71</sup></u>			
Oregon	0.00	292.00	0.00	282.00
Washington	0.00	292.00	0.00	282.00
	<u>3 Year<sup>71</sup></u>			
Oregon	0.00	287.00	0.00	277.00
Washington	0.00	287.00	0.00	277.00
	<u>5 Year<sup>71</sup></u>			
Oregon	0.00	282.00	0.00	272.00
Washington	0.00	282.00	0.00	272.00

<sup>68</sup> Service availability limited. Refer to footnote for VI.F.11..

<sup>69</sup> Associated with a First Switched Video Port

<sup>70</sup> Associated with an Additional Switched Video Port

<sup>71</sup> Rates are for Non-Competitive Counties

ISSUED: JUNE 3, 2020

EFFECTIVE: JUNE 18, 2020

ISSUED BY ZIPLY FIBER TELEPHONE COMPANIES

BY JESSICA EPLEY, REGULATORY & EXTERNAL AFFAIRS DIRECTOR

## VI. SPECIAL ACCESS (Continued)

(ii) Bi-directional				
	First SVAL <sup>72</sup>		Additional SVAL, Same location <sup>73</sup>	
	NRC	MRC	NRC	MRC
<u>1 Year</u>				
Oregon				
Price Cap	500.00	508.00	0.00	498.00
Washington				
Price Cap	500.00	508.00	0.00	498.00
<u>2 Year<sup>74</sup></u>				
Oregon	0.00	498.00	0.00	488.00
Washington	0.00	498.00	0.00	488.00
<u>3 Year<sup>74</sup></u>				
Oregon	0.00	493.00	0.00	483.00
Washington	0.00	493.00	0.00	483.00
<u>5 Year<sup>74</sup></u>				
Oregon	0.00	488.00	0.00	478.00
Washington	0.00	488.00	0.00	478.00

<sup>72</sup> Associated with a First Switched Video Port

<sup>73</sup> Associated with an Additional Switched Video Port

<sup>74</sup> Rates are for Non-Competitive Counties

ISSUED: JUNE 3, 2020

EFFECTIVE: JUNE 18, 2020

ISSUED BY ZIPLY FIBER TELEPHONE COMPANIES

BY JESSICA EPLEY, REGULATORY & EXTERNAL AFFAIRS DIRECTOR

**VI. SPECIAL ACCESS** (Continued)

(b) Switched Video Port				
(i) Unidirectional				
	<u>First Port<sup>75</sup></u>		<u>Additional Port<sup>76</sup></u>	
	<u>NRC</u>	<u>MRC</u>	<u>NRC</u>	<u>MRC</u>
	<u>1 Year<sup>77</sup></u>			
Oregon	250.00	300.00	0.00	300.00
Washington	250.00	300.00	0.00	300.00
	<u>2 Year<sup>77</sup></u>			
Oregon	0.00	290.00	0.00	278.00
Washington	0.00	290.00	0.00	278.00
	<u>3 Year<sup>77</sup></u>			
Oregon	0.00	285.00	0.00	270.00
Washington	0.00	285.00	0.00	270.00
	<u>5 Year<sup>77</sup></u>			
Oregon	0.00	280.00	0.00	265.00
Washington	0.00	280.00	0.00	265.00

<sup>75</sup> Associated with a First Switched Video Port

<sup>76</sup> Associated with an Additional Switched Video Port

<sup>77</sup> Rates are for Non-Competitive Counties

ISSUED: JUNE 3, 2020

EFFECTIVE: JUNE 18, 2020

ISSUED BY ZIPLY FIBER TELEPHONE COMPANIES

BY JESSICA EPLEY, REGULATORY & EXTERNAL AFFAIRS DIRECTOR

## VI. SPECIAL ACCESS (Continued)

(ii) Bi-directional				
	<u>First Port<sup>78</sup></u>		<u>Additional Port<sup>79</sup></u>	
	<u>NRC</u>	<u>MRC</u>	<u>NRC</u>	<u>MRC</u>
	<u>1 Year<sup>80</sup></u>			
Oregon	500.00	577.00	0.00	567.00
Washington	500.00	577.00	0.00	567.00
	<u>2 Year<sup>80</sup></u>			
Oregon	0.00	567.00	0.00	557.00
Washington	0.00	567.00	0.00	557.00
	<u>3 Year<sup>80</sup></u>			
Oregon	0.00	560.00	0.00	552.00
Washington	0.00	560.00	0.00	552.00
	<u>5 Year<sup>80</sup></u>			
Oregon	0.00	555.00	0.00	547.00
Washington	0.00	555.00	0.00	547.00

<sup>78</sup> Associated with a First Switched Video Port

<sup>79</sup> Associated with an Additional Switched Video Port

<sup>80</sup> Rates are for Non-Competitive Counties

ISSUED: JUNE 3, 2020

EFFECTIVE: JUNE 18, 2020

ISSUED BY ZIPLY FIBER TELEPHONE COMPANIES

BY JESSICA EPLEY, REGULATORY & EXTERNAL AFFAIRS DIRECTOR



## VI. SPECIAL ACCESS (Continued)

(c) Dedicated Video Line (DVL) – Unidirectional				
	<u>NRC</u>	<u>First<sup>81</sup></u> <u>MRC</u>	<u>Additional Same Location<sup>82</sup></u> <u>NRC</u>	<u>MRC</u>
		<u>1 Year</u>		
Oregon Price Cap	500.00	505.00	0.00	500.00
Washington Price Cap	500.00	505.00	0.00	500.00
		<u>2 Year<sup>83</sup></u>		
Oregon	0.00	495.00	0.00	490.00
Washington	0.00	495.00	0.00	490.00
		<u>3 Year<sup>83</sup></u>		
		(VA7UE)		(VA7UF)
Oregon	0.00	490.00	0.00	485.00
Washington	0.00	490.00	0.00	485.00
		<u>5 Year<sup>83</sup></u>		
Oregon	0.00	485.00	0.00	480.00
Washington	0.00	485.00	0.00	480.00

<sup>81</sup> Associated with a First Switched Video Port

<sup>82</sup> Associated with an Additional Switched Video Port

<sup>83</sup> Rates are for Non-Competitive Counties

ISSUED: JUNE 3, 2020

EFFECTIVE: JUNE 18, 2020

ISSUED BY ZIPLY FIBER TELEPHONE COMPANIES

BY JESSICA EPLEY, REGULATORY & EXTERNAL AFFAIRS DIRECTOR

**VI. SPECIAL ACCESS** (Continued)

(4) Short Duration Offerings – Daily Rates – 270 Mbps				
(a) Switched Video Access Line (SVAL)				
	<u>Unidirectional</u>		<u>First</u>	<u>Bi-directional</u>
	<u>NRC</u>	<u>Daily</u>	<u>NRC</u>	<u>Daily</u>
Oregon				
Price Cap	500.00	124.00	625.00	207.00
Washington				
Price Cap	500.00	124.00	625.00	207.00
	<u>Additional, Same Location</u>			
Oregon				
Price Cap	200.00	124.00	375.00	207.00
Washington				
Price Cap	200.00	124.00	375.00	207.00
(b) Switched Video Port, Non-Competitive				
	<u>Unidirectional</u>		<u>First</u>	<u>Bi-directional</u>
	<u>NRC</u>	<u>Daily</u>	<u>NRC</u>	<u>Daily</u>
Oregon	500.00	119.00	625.00	231.00
Washington	500.00	119.00	625.00	231.00
	<u>Additional</u>			
Oregon	200.00	119.00	375.00	231.00
Washington	200.00	119.00	375.00	231.00
(c) Dedicated Video Line - Unidirectional				
	<u>NRC</u>	<u>First</u> <u>Daily</u>	<u>Additional, Same Location</u>	
			<u>NRC</u>	<u>Daily</u>
Oregon				
Price Cap	1,600.00	250.00	500.00	250.00
Washington				
Price Cap	1,600.00	250.00	500.00	250.00

## VI. SPECIAL ACCESS (Continued)

5. <i>Digital Data Service Facilities</i> (2.4, 4.8, 9.6, 19.2, 56, 64 Kbps)				
a. Standard Arrangements				
	Special Access Line (Secondary CDL)			
	All Speeds Nonrecurring Charge	2.4, 4.8, 9.6, 19.2 Kbps Monthly Rate	56, 64 Kbps Monthly Rate	
<u>Jurisdiction</u>				
Idaho				
Price Cap	250.00	219.15	219.15	
Oregon				
Price Cap	250.00	161.09	161.09	
Washington				
Price Cap	2540.00	149.73	149.73	
b. DDS Optional Payment Plan <sup>84</sup>				
	Special Access Line (Secondary CDL)			
	All Speeds Nonrecurring Charge	2.4, 4.8, 9.6, 19.2 Kbps Monthly Rates		
		1 Year	3 Year	5 Year
<u>Jurisdiction</u>		<u>MRC</u>	<u>MRC</u>	<u>MRC</u>
Idaho	0.00	97.91	85.35	85.59
Oregon	0.00	92.88	80.33	78.58
Washington	0.00	92.88	80.33	78.58
		56, 64 Kbps Monthly Rate		
Idaho		121.75	109.20	101.17
Oregon		117.99	105.44	101.17
Washington		117.99	105.44	101.17
c. (Reserved for Future Use)				

<sup>84</sup> Service availability limited. Refer to footnote in Section VI.F.12..

## VI. SPECIAL ACCESS

d. Bonded Digital Link Service		
	<u>Monthly Rates</u>	
Intra-office Channel		
- Per DS0		
Washington		
Price Bands A, B and C	3.00	
Inter-office Channel		
- Per DS0		
Washington		
Price Bands A, B. and C	7.00	
6. <i>(Reserved for Future Use)</i>		
7. <i>High Capacity DS1 (1.544 mbps) Facilities</i>		
a. Standard Arrangements		
	<u>Special Access Line (Secondary CDL)</u>	
	<u>Nonrecurring</u>	<u>Monthly</u>
Jurisdiction	<u>Charge</u>	<u>Rate</u>
Idaho		
Price Cap	450.00	287.02
Oregon		
Price Cap	450.00	265.82
Washington		
Price Cap	450.00	265.82
b. Optional Arrangements <sup>85</sup>		
(Reserved for Future Use)		

<sup>85</sup> Service Availability is limited. Refer to footnote in Section VI.F.16..

## VI. SPECIAL ACCESS

<b>8. High Capacity Digital FiberConnection (4 x 1.544 Mbps) Facilities</b>				
FiberConnect Optional Payment Plan <sup>86</sup>				
	Special Access Line – Electrical Interface (Secondary CDL)			
<u>Jurisdiction</u>	<u>Nonrecurring Charge</u>	<u>One Year Monthly Rate</u>	<u>Three Year Monthly Rate</u>	<u>Five Year Monthly Rate</u>
Idaho				
Price Cap	1,000.00	984.00	728.00	580.00
Oregon				
Price Cap	1,000.00	964.00	712.00	568.00
Washington				
Price Cap	1,000.00	948.00	700.00	560.00
<b>9. High Capacity Digital FT1 Facilities</b>				
a. Standard Arrangement				
(1) 2 x 56 Kbps or 2 x 64 Kbps				
	Special Access Line (Secondary CDL)			
	Nonrecurring Charge		Monthly Rate	
<u>Jurisdiction</u>				
Idaho				
Price Cap	450.00		119.00	
Oregon				
Price Cap	450.00		103.00	
Washington				
Price Cap	450.00		103.00	
(2) 4 x 56 Kbps or 4 x 64 Kbps				
	Special Access Line (Secondary CDL)			
	Nonrecurring Charge		Monthly Rate	
<u>Jurisdiction</u>				
Idaho				
Price Cap	450.00		128.00	
Oregon				
Price Cap	450.00		111.00	
Washington				
Price Cap	450.00		111.00	

<sup>86</sup> Service Availability is limited. Refer to footnote in Section VI.F.1.f.(3)(a).

## VI. SPECIAL ACCESS (Continued)

(3) 6 x 56 Kbps or 6 x 64 Kbps			
	Special Access Line (Secondary CDL)		
	Nonrecurring	Monthly	
<u>Jurisdiction</u>	<u>Charge</u>	<u>Rate</u>	
Idaho			
Price Cap	450.00	138.00	
Oregon			
Price Cap	450.00	119.00	
Washington			
Price Cap	450.00	119.00	

b. FT1 Optional Payment Plan			
(1) 2 x 56 Kbps or 2 x 64 Kbps			
	Special Access Line (Secondary CDL), Non-Competitive Counties		
	One Year	Three Year	Five Year
Jurisdiction	Monthly Rate	Monthly Rate	Monthly Rate
Idaho	117.00	116.00	115.00
Oregon	100.00	90.00	80.00
Washington	100.00	90.00	80.00
(2) 4 x 56 Kbps or 4 x 64 Kbps			
	Special Access Line (Secondary CDL), Non-Competitive Counties		
	One Year	Three Year	Five Year
Jurisdiction	Monthly Rate	Monthly Rate	Monthly Rate
Idaho	127.00	125.00	122.00
Oregon	110.00	99.00	88.00
Washington	110.00	99.00	88.00
(3) 6 x 56 Kbps or 6 x 64 Kbps			
	Special Access Line (Secondary CDL), Non-Competitive Counties		
	One Year	Three Year	Five Year
Jurisdiction	Monthly Rate	Monthly Rate	Monthly Rate
Idaho	136.00	133.00	130.00
Oregon	119.00	107.00	95.00
Washington	119.00	107.00	95.00

ISSUED: JUNE 3, 2020

EFFECTIVE: JUNE 18, 2020

ISSUED BY ZIPLY FIBER TELEPHONE COMPANIES

BY JESSICA EPLEY, REGULATORY & EXTERNAL AFFAIRS DIRECTOR

## VI. SPECIAL ACCESS (Continued)

<b>10. High Capacity Digital DS3 (44.736 Mbps) Facilities – Three System</b>						
a. Protected DS3 – With Telephone Company Electronic						
(1) First Special Access Line (Secondary CDL)						
<u>Jurisdiction</u>	<u>Nonrecurring Charge</u>	<u>One Year Monthly Rate</u>	<u>Three Year Monthly Rate</u>	<u>Five Year Monthly Rate</u>	<u>Seven Year Monthly Rate</u>	
Idaho						
Price Cap	2,500.00	2,370.00	2,140.00	1,660.00	1,300.00	
Oregon						
Price Cap	2,500.00	1,480.00	1,240.00	1,108.00	1,040.00	
Washington						
Price Cap	2,500.00	1,480.00	1,240.00	1,108.00	1,040.00	
(2) Each Additional Special Access Line – Maximum of 2 (Secondary CDL)						
<u>Jurisdiction</u>	<u>Nonrecurring Charge</u>	<u>One Year Monthly Rate</u>	<u>Three Year Monthly Rate</u>	<u>Five Year Monthly Rate</u>	<u>Seven Year Monthly Rate</u>	
Idaho						
Price Cap	1,000.00	1,777.50	1,605.00	1,245.00	975.00	
Oregon						
Price Cap	1,000.00	1,110.00	930.00	831.00	780.00	
Washington						
Price Cap	1,000.00	1,110.00	930.00	831.00	780.00	
b. Protected DS3 – Without Telephone Company Electronics						
(1) First Special Access Line (Secondary CDL)						
<u>Jurisdiction</u>	<u>Nonrecurring Charge</u>	<u>One Year Monthly Rate</u>	<u>Three Year Monthly Rate</u>	<u>Five Year Monthly Rate</u>	<u>Seven Year Monthly Rate</u>	
Idaho						
Price Cap	1,875.00	1,836.00	1,662.00	1,222.00	1,004.00	
Oregon						
Price Cap	1,875.00	1,133.00	954.00	840.00	790.75	
Washington						
Price Cap	1,875.00	1,133.00	954.00	840.00	790.75	

ISSUED: JUNE 3, 2020

EFFECTIVE: JUNE 18, 2020

ISSUED BY ZIPLY FIBER TELEPHONE COMPANIES

BY JESSICA EPLEY, REGULATORY & EXTERNAL AFFAIRS DIRECTOR

## VI. SPECIAL ACCESS (Continued)

(2) Each Additional Special Access Line – Maximum of 2 (Secondary CDL)					
<u>Jurisdiction</u>	<u>Nonrecurring Charge</u>	<u>One Year Monthly Rate</u>	<u>Three Year Monthly Rate</u>	<u>Five Year Monthly Rate</u>	<u>Seven Year Monthly Rate</u>
Idaho					
Price Cap	750.00	1,377.00	1,246.50	916.50	753.00
Oregon					
Price Cap	750.00	849.75	715.50	630.00	593.00
Washington					
Price Cap	750.00	849.75	715.50	630.00	593.00
11. <i>High Capacity Digital DS3 (44.736 Mbps) Facilities – Unlimited System</i> <sup>87</sup>					
a. Protected DS3 – With Telephone Company Electronics					
(1) First Special Access Line (Secondary CDL)					
<u>Jurisdiction</u>	<u>Nonrecurring Charge</u>	<u>One Year Monthly Rate</u>	<u>Three Year Monthly Rate</u>	<u>Five Year Monthly Rate</u>	<u>Seven Year Monthly Rate</u>
Idaho					
Price Cap	4,500.00	6,471.75	5,510.00	4,985.25	4,547.75
Oregon					
Price Cap	4,500.00	4,242.00	3,605.75	3,252.25	2,898.75
Washington					
Price Cap	4,500.00	4,242.00	3,605.75	3,252.25	2,898.75
(2) Each Additional Special Access Line (Secondary CDL)					
<u>Jurisdiction</u>	<u>Nonrecurring Charge</u>	<u>One Year Monthly Rate</u>	<u>Three Year Monthly Rate</u>	<u>Five Year Monthly Rate</u>	<u>Seven Year Monthly Rate</u>
Idaho					
Price Cap	1,000.00	800.00	727.75	569.25	412.25
Oregon					
Price Cap	1,000.00	450.00	396.25	365.00	341.00
Washington					
Price Cap	1,000.00	450.00	396.25	365.00	341.00

<sup>87</sup> Service availability limited. Refer to footnote in Section VI.F.11.i..



## VI. SPECIAL ACCESS (Continued)

b. Protected DS3 – Without Telephone Company Electronics						
(1) First Special Access Line (Secondary CDL)						
<u>Jurisdiction</u>	<u>Nonrecurring Charge</u>	<u>One Year Monthly Rate</u>	<u>Three Year Monthly Rate</u>	<u>Five Year Monthly Rate</u>	<u>Seven Year Monthly Rate</u>	
Idaho						
Price Cap	3,375.00	4,405.25	3,750.25	3,393.25	3,095.50	
Oregon						
Price Cap	3,375.00	2,887.25	2,454.25	2,213.75	1,973.00	
Washington						
Price Cap	3,375.00	2,887.25	2,454.25	2,213.75	1,973.00	
(2) Each Additional Special Access Line (Secondary CDL)						
<u>Jurisdiction</u>	<u>Nonrecurring Charge</u>	<u>One Year Monthly Rate</u>	<u>Three Year Monthly Rate</u>	<u>Five Year Monthly Rate</u>	<u>Seven Year Monthly Rate</u>	
Idaho						
Price Cap	750.00	772.00	705.75	544.50	407.50	
Oregon						
Price Cap	750.00	437.00	390.75	332.75	314.50	
Washington						
Price Cap	750.00	437.00	390.75	332.75	314.50	
12. High Capacity Digital DS3 (44.736 Mbps) Facilities – Individual System						
a. Protected DS3 Individual – With Telephone Company Electronic						
Each Special Access Line (Secondary CDL):						
<u>Jurisdiction</u>	<u>Nonrecurring Charge</u>	<u>One Year Monthly Rate</u>	<u>Three Year Monthly Rate</u>	<u>Five Year Monthly Rate</u>	<u>Seven Year Monthly Rate</u>	
Idaho						
Price Cap	1,000.00	1,730.00	1,343.50	1,160.00	1,004.00	
Oregon						
Price Cap	1,000.00	1,125.00	950.00	825.00	795.00	
Washington						
Price Cap	1,000.00	1,200.00	1,000.00	890.00	805.00	

## VI. SPECIAL ACCESS (Continued)

b. Protected DS3 Individual – Without Telephone Company Electronics						
Each Special Access Line (Secondary CDL):						
<u>Jurisdiction</u>	<u>Nonrecurring Charge</u>	<u>One Year Monthly Rate</u>	<u>Three Year Monthly Rate</u>	<u>Five Year Monthly Rate</u>	<u>Seven Year Monthly Rate</u>	
Idaho						
Price Cap	750.00	1,312.50	1,031.50	880.75	754.00	
Oregon						
Price Cap	750.00	885.00	725.00	650.00	538.00	
Washington						
Price Cap	750.00	885.00	725.00	650.00	538.00	
13. High Capacity Digital DS3 (44.736 Mbps) Facilities – Group Systems <sup>88</sup>						
a. Protected DS3 x 12 – With Telephone Company Electronics						
Per Group of 12 (Secondary CDL):						
<u>Jurisdiction</u>	<u>Nonrecurring Charge</u>	<u>One Year Monthly Rate</u>	<u>Three Year Monthly Rate</u>	<u>Five Year Monthly Rate</u>	<u>Seven Year Monthly Rate</u>	
Idaho						
Price Cap	7,000.00	8,450.00	7,000.00	5,300.00	4,500.00	
Oregon						
Price Cap	7,000.00	8,450.00	7,000.00	5,300.00	4,500.00	
Washington						
Price Cap	7,000.00	8,450.00	7,000.00	5,300.00	4,500.00	

<sup>88</sup> Limited to those services so equipped and in service as of March 4, 1999.

**VI. SPECIAL ACCESS** (Continued)

b. Protected DS3 x 12 – Without Telephone Company Electronics						
Per Group of 12 (Secondary CDL):						
<u>Jurisdiction</u>	<u>Nonrecurring Charge</u>	<u>One Year Monthly Rate</u>	<u>Three Year Monthly Rate</u>	<u>Five Year Monthly Rate</u>	<u>Seven Year Monthly Rate</u>	
Idaho						
Price Cap	5,250.00	6,337.50	5,250.00	3,975.00	3,375.00	
Oregon						
Price Cap	5,250.00	6,337.50	5,250.00	3,975.00	3,375.00	
Washington						
Price Cap	5,250.00	6,337.50	5,250.00	3,975.00	3,375.00	
c. Protected DS3 x 24 – With Telephone Company Electronics						
Per Group of 24 (Secondary CDL):						
<u>Jurisdiction</u>	<u>Nonrecurring Charge</u>	<u>One Year Monthly Rate</u>	<u>Three Year Monthly Rate</u>	<u>Five Year Monthly Rate</u>	<u>Seven Year Monthly Rate</u>	
Idaho						
Price Cap	12,000.00	14,500.00	12,000.00	9,000.00	7,800.00	
Oregon						
Price Cap	12,000.00	14,500.00	12,000.00	9,000.00	7,800.00	
Washington						
Price Cap	12,000.00	14,500.00	12,000.00	9,000.00	7,800.00	
d. Protected DS3 x 24 – Without Telephone Company Electronics						
Per Group of 24 (Secondary CDL):						
<u>Jurisdiction</u>	<u>Nonrecurring Charge</u>	<u>One Year Monthly Rate</u>	<u>Three Year Monthly Rate</u>	<u>Five Year Monthly Rate</u>	<u>Seven Year Monthly Rate</u>	
Idaho						
Price Cap	9,000.00	10,875.00	9,000.00	6,750.00	5,850.00	
Oregon						
Price Cap	9,000.00	10,875.00	9,000.00	6,750.00	5,850.00	
Washington						
Price Cap	9,000.00	10,875.00	9,000.00	6,750.00	5,850.00	

## VI. SPECIAL ACCESS (Continued)

e. Protected DS3 x 12 – Without Telephone Company Electronics						
Per Group of 24 (Secondary CDL):						
<u>Jurisdiction</u>	<u>Nonrecurring Charge</u>	<u>One Year Monthly Rate</u>	<u>Three Year Monthly Rate</u>	<u>Five Year Monthly Rate</u>	<u>Seven Year Monthly Rate</u>	
Idaho						
Price Cap	9,000.00	10,875.00	9,000.00	6,750.00	5,850.00	
Oregon						
Price Cap	9,000.00	10,875.00	9,000.00	6,750.00	5,850.00	
Washington						
Price Cap	9,000.00	10,875.00	9,000.00	6,750.00	5,850.00	
14. High Capacity Digital DS3 (44.736 Mbps) Facilities – Special Transport						
(Reserved for Future Use)						
15. High Capacity Digital DS3 (44.736 Mbps) Facilities						
(Reserved for Future Use)						
16. Four-Wire Voiceband and Digital Data Service (DSS) Rate Stability Plan (RSP) <sup>89</sup>						
Rates:						
RSP Monthly Recurring Charge						
<u>Special Access Lines (Secondary CDL)</u>						
DDS						
	<u>Four-Wire Voiceband</u>		<u>(2.4, 4.8, 9.6, 19.2 Kbps)</u>		<u>(56, 64<sup>90</sup> Kbps)</u>	
<u>Jurisdiction</u>	<u>3 Year</u>	<u>5 Year</u>	<u>3 Year</u>	<u>5 Year</u>	<u>3 Year</u>	<u>5 Year</u>
Idaho	39.41	37.53	63.84	60.80	79.80	75.60
Oregon	45.19	43.20	60.80	57.60	79.80	75.60
Washington	42.55	40.31	60.80	57.60	79.80	75.60

<sup>89</sup> Service Availability is limited. Refer to footnote in Section VI.F.14..

<sup>90</sup> Quarterly reporting, as specified in VI.B.8.c., is not available in MI.

ISSUED: JUNE 3, 2020

EFFECTIVE: JUNE 18, 2020

ISSUED BY ZIPLY FIBER TELEPHONE COMPANIES

BY JESSICA EPLEY, REGULATORY & EXTERNAL AFFAIRS DIRECTOR

## VI. SPECIAL ACCESS (Continued)

17. DS1/DS3/FiberConnect Enhanced Access Diversity (EAD)					
Monthly Recurring Charge – Per Service					
<u>Jurisdiction</u>	<u>NRC</u>	<u>Option A</u>	<u>Option B</u>	<u>Option C</u>	
Idaho	NA	NA	NA	NA	
Oregon					
Price Band A	55.00	12.00	12.00	12.00	
Price Band B	55.00	12.00	12.00	12.00	
Price Band C	55.00	12.00	12.00	12.00	
N-MSA	55.00	10.00	10.00	10.00	
Washington					
Price Band A	55.00	12.00	12.00	12.00	
Price Band B	55.00	12.00	12.00	12.00	
Price Band C	55.00	12.00	12.00	12.00	
N-MSA	55.00	10.00	10.00	10.00	

18. DS1 Term Volume Plan (TVP) <sup>91</sup>						
Special Access Line, Per DS1 SAL						
a. One Year Term						
Monthly Rate						
DS1 SAL (Secondary CDL)						
<u>Threshold Levels</u>						
<u>Jurisdiction</u>	<u>Nonrecurring Charge,</u>	<u>2-60</u>	<u>61-120</u>	<u>121-240</u>		
	<u>All Thresholds</u>					
Idaho						
Price Cap	450.00	201.41	192.01	182.62		
Oregon						
Price Cap	450.00	201.41	192.01	181.58		
Washington						
Price Cap	450.00	197.23	187.84	178.45		
<u>Jurisdiction</u>	<u>241-500</u>	<u>501-1000</u>	<u>1001-3000</u>	<u>3001-6000</u>	<u>6001-11,000</u>	<u>Over 11,000</u>
Idaho						
Price Cap	173.23	171.14	170.10	168.10	165.92	163.84
Oregon						
Price Cap	172.19	170.10	169.06	166.97	164.88	162.79
Washington						
Price Cap	169.06	166.97	164.88	163.84	161.75	159.66

<sup>91</sup> Service availability is limited. See footnote in Section VI.F.14..

## VI. SPECIAL ACCESS (Continued)

b. Two Year Term						
<u>Jurisdiction</u>	Nonrecurring Charge, <u>All Thresholds</u>		Monthly Rate DS1 SAL (Secondary CDL) <u>Threshold Levels</u>			
			<u>2-60</u>	<u>61-120</u>	<u>121-240</u>	
Idaho						
Price Cap	450.00		195.01	182.62	173.23	
Oregon						
Price Cap	450.00		192.01	181.58	172.19	
Washington						
Price Cap	450.00		187.84	178.45	169.06	
<u>Jurisdiction</u>	<u>241-500</u>	<u>501-1000</u>	<u>1001-3000</u>	<u>3001-6000</u>	<u>6001-11,000</u>	<u>Over 11,000</u>
Idaho						
Price Cap	163.84	161.75	160.71	158.62	156.53	154.45
Oregon						
Price Cap	162.79	160.71	158.62	157.58	155.49	153.40
Washington						
Price Cap	159.66	157.58	155.49	154.45	152.36	150.27

c. Three Year Term						
<u>Jurisdiction</u>	Nonrecurring Charge, <u>All Thresholds</u>		Monthly Rate DS1 SAL (Secondary CDL) <u>Threshold Levels</u>			
			<u>2-60</u>	<u>61-120</u>	<u>121-240</u>	
Idaho						
Price Cap	450.00		182.62	173.23	163.84	
Oregon						
Price Cap	450.00		181.58	172.19	162.79	
Washington						
Price Cap	450.00		178.45	169.06	159.66	
<u>Jurisdiction</u>	<u>241-500</u>	<u>501-1000</u>	<u>1001-3000</u>	<u>3001-6000</u>	<u>6001-11,000</u>	<u>Over 11,000</u>
Idaho						
Price Cap	154.45	152.36	151.31	149.23	147.14	145.05
Oregon						
Price Cap	153.40	151.31	149.23	147.14	146.10	144.01
Washington						
Price Cap	150.27	148.18	146.10	145.05	142.97	140.88

ISSUED: JUNE 3, 2020

EFFECTIVE: JUNE 18, 2020

ISSUED BY ZIPLY FIBER TELEPHONE COMPANIES

BY JESSICA EPLEY, REGULATORY & EXTERNAL AFFAIRS DIRECTOR

## VI. SPECIAL ACCESS (Continued)

d. Five Year Term						
<u>Jurisdiction</u>	Nonrecurring Charge, <u>All Thresholds</u>	Monthly Rate DS1 SAL (Secondary CDL) <u>Threshold Levels</u>				
		<u>2-60</u>	<u>61-120</u>	<u>121-240</u>		
Idaho						
Price Cap	450.00	163.84	154.45	145.05		
Oregon						
Price Cap	450.00	162.79	153.40	144.01		
Washington						
Price Cap	450.00	159.66	150.27	140.88		
<u>Jurisdiction</u>	<u>241-500</u>	<u>501-1000</u>	<u>1001-3000</u>	<u>3001-6000</u>	<u>6001-11,000</u>	<u>Over 11,000</u>
Idaho						
Price Cap	133.57	132.53	130.44	128.36	126.27	125.23
Oregon						
Price Cap	132.53	130.44	128.36	126.27	124.18	122.10
Washington						
Price Cap	129.40	127.31	126.27	124.18	122.10	120.01

e. Eight Year Term						
<u>Jurisdiction</u>	Nonrecurring Charge, <u>All Thresholds</u>	<u>4000- 6000</u>	<u>6001- 10,000</u>	<u>10,001- 20,000</u>	<u>20,001- 30,000</u>	<u>Over 30,000</u>
Idaho						
Price Cap	430.00	122.00	121.00	120.00	119.00	118.00
Oregon						
Price Cap	430.00	120.00	119.00	117.00	116.00	115.00
Washington						
Price Cap	430.00	118.00	117.00	115.00	114.00	113.00

f. Ten Year Term						
<u>Jurisdiction</u>	Nonrecurring Charge, <u>All Thresholds</u>	<u>4000- 6000</u>	<u>6001- 10,000</u>	<u>10,001- 20,000</u>	<u>20,001- 30,000</u>	<u>Over 30,000</u>
Idaho						
Price Cap	430.00	121.00	119.00	116.82	113.49	110.20
Oregon						
Price Cap	430.00	119.00	117.00	113.85	110.58	107.35
Washington						
Price Cap	430.00	117.00	115.00	111.87	108.64	105.45

ISSUED: JUNE 3, 2020

EFFECTIVE: JUNE 18, 2020

ISSUED BY ZIPLY FIBER TELEPHONE COMPANIES

BY JESSICA EPLEY, REGULATORY & EXTERNAL AFFAIRS DIRECTOR

## VI. SPECIAL ACCESS (Continued)

<b>19. High Capacity Digital E1 (2.048 Mbps) Facilities<sup>92</sup></b>				
Standard Arrangements				
	Special Access Line, each (Secondary CDL, Non-Competitive Counties)			
<u>Jurisdiction</u>	<u>Nonrecurring Charge</u>	<u>One Year Monthly Rate</u>	<u>Three Year Monthly Rate</u>	<u>Five Year Monthly Rate</u>
Idaho	NA	NA	NA	NA
Oregon	500.00	320.00	288.00	256.00
Washington	500.00	320.00	288.00	256.00
<b>20. High Voltage Protection</b>				
	<u>Initial Common Equipment</u>		<u>Terminating Equipment, Per Circuit Terminated</u>	
<u>Jurisdiction</u>	<u>Nonrecurring Charge</u>	<u>Monthly Rate</u>	<u>Nonrecurring Charge</u>	<u>Monthly Rate</u>
Idaho				
Price Band A	500.00	108.22	50.00	28.81
Price Band B	500.00	108.22	50.00	28.81
Price Band C	500.00	108.22	50.00	28.81
Oregon				
Price Band A	500.00	108.22	50.00	28.81
Price Band B	500.00	108.22	50.00	28.81
Price Band C	500.00	108.22	50.00	28.81
Washington				
Price Band A	500.00	108.22	50.00	28.81
Price Band B	500.00	108.22	50.00	28.81
Price Band C	500.00	108.22	50.00	28.81
<b>21. (Reserved for Future Use)</b>				

<sup>92</sup> Service availability is limited. See footnote in Section VI.B.7.g..

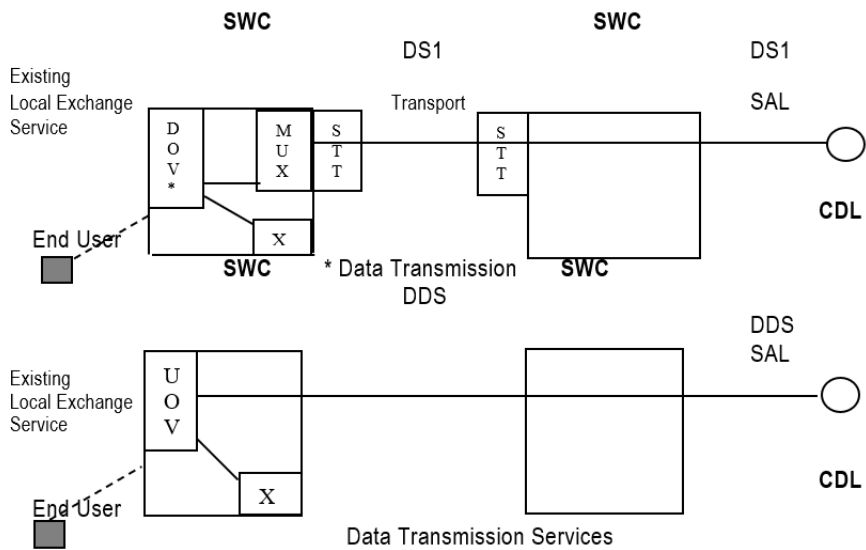


## VI. SPECIAL ACCESS (Continued)

<b>22. DS3 Term Volume Plan<sup>93</sup></b>					
a. Protected Individual DS3 SAL with Telephone Company Electronics (Secondary CDL, Non-Competitive Counties)					
	<u>Commitment Level</u>				
	<u>20-49</u>	<u>50-149</u>	<u>150-274</u>	<u>275-499</u>	<u>500+</u>
3-Year	\$1,025.00	\$1,000.00	\$975.00	\$925.00	\$875.00
5-Year	990.00	975.00	950.00	900.00	855.00
7-Year	990.00	975.00	950.00	900.00	855.00
Nonrecurring Charge	1,000.00	1,000.00	1,000.00	1,000.00	1,000.00
b. (Reserved for Future Use)					
c. Protected Individual DS3 SAL without Telephone Company Electronics (Secondary CDL, Non-Competitive Counties)					
	<u>Commitment Level</u>				
	<u>20-49</u>	<u>50-149</u>	<u>150-274</u>	<u>275-499</u>	<u>500+</u>
3-Year	\$820.00	\$800.00	\$780.00	\$740.00	\$700.00
5-Year	792.00	780.00	760.00	720.00	684.00
7-Year	792.00	780.00	760.00	720.00	684.00
Nonrecurring Charge	750.00	750.00	750.00	750.00	750.00
d. (Reserved for Future Use)					
<b>H. <u>Miscellaneous Special Access Services</u></b>					
1. (Reserved for Future Use)					
2. (Reserved for Future Use)					
3. (Reserved for Future Use)					
4. <b>Telephoto Conditioning</b>					
a. Description of Service					
Telephoto conditioning is used for the control of attenuation distortion and envelope delay distortion on telephotographic services.					

<sup>93</sup> Service availability limited. Refer to footnote in Section VI.F.19..

## VI. SPECIAL ACCESS (Continued)

<p>b. Rates</p> <p>(Reserved for Future Use)</p>	
<p>5. (Reserved for Future Use)</p>	
<p>6. <i>Data Transmission Services Service</i></p> <p>a. Description of Service</p> <p>Data Transmission Services provides for either synchronous or asynchronous data transmission at speeds of 2.4, 4.8, 9.6 or 19.2 Kbps. The actual bit rate is a function of the channel interface selected by the customer. A Data Transmission Services service is provided as a derived channel of an existing local exchange service. The rate element for Data Transmission Services service is applied in lieu of a DDS SAL. The customer may transmit data over the Data Transmission Services service channel simultaneously with a voice transmission. The customer must provide a data voice multiplexer compatible with the Telephone Company's facilities and equipment, at each customer designated location.</p>	
<p>Data Transmission Services service is provided where suitable facilities are available subject to the transmission limitations of the facilities and equipment used by the Telephone Company. It is provided between customer designated locations or between a customer designated location and a Telephone Company Hub wire center where multiplexing functions are performed. Data Transmission Services is ordered in conjunction with Digital Data Service (DDS), Digital Data Subrate Multiplexing or High Capacity Digital multiplexing, at the option of the customer (See diagram below). Refer to Sections VI.G.5. and VI.G.7. for appropriate Special Access Line monthly rate and where applicable, Special Transport rates.</p>  <p>The diagram illustrates two configurations for Data Transmission Services. The top configuration shows a path from an 'Existing Local Exchange Service' through a switch (SWC) with 'DOV' and 'MUX' components, then through a 'Transport' block with 'S T T' components, and finally through another switch (SWC) to a 'CDL' (Customer Designated Location) via a 'SAL' (Special Access Line). The bottom configuration shows a path from an 'Existing Local Exchange Service' through a switch (SWC) with 'DOV' and 'MUX' components, then through a 'Data Transmission Services' block, and finally to a 'CDL' via a 'DDS SAL'.</p>	
<p>b. Technical Limitations</p> <p>Data Transmission Services service operates over two-wire non-loaded copper facilities and is subject to a maximum cable length of 18,000 feet.</p>	

**VI. SPECIAL ACCESS** (Continued)

c. Rates		
<u>Jurisdiction</u>	<u>Nonrecurring Charge</u>	<u>Monthly Rate</u>
Idaho	NA	NA
Oregon		
Price Band A	260.00	28.00
Price Band B	260.00	28.00
Price Band C	260.00	28.00
N-MSA	260.00	28.00
Washington		
Price Band A	260.00	28.00
Price Band B	260.00	28.00
Price Band C	260.00	28.00
N-MSA	260.00	28.00

ISSUED: JUNE 3, 2020

EFFECTIVE: JUNE 18, 2020

ISSUED BY ZIPLY FIBER TELEPHONE COMPANIES

BY JESSICA EPLEY, REGULATORY & EXTERNAL AFFAIRS DIRECTOR

## VI. SPECIAL ACCESS (Continued)

### I. Individual Case Basis Rates and Charges

<u>Customer Name</u>	<u>Description and Location</u>	<u>MTL/NRC</u> <u>MRC</u>	<u>TELCO</u>	<u>Termination Liability Period</u>
Echostar ID#OR0001340	Provide on TV-1 Analog  Video circuit with (4) audio channels between the CDL at 14975 NW Greenbrier Pkwy., Beaverton, OR and a meetpoint with Qwest	MTL: \$23,940  NRC: \$1,200 MRC: \$665	ZiPLY Fiber Companies	3 Years beginning March 7, 2001. Reduced 1/36 for each month in service.
<u>Customer Name</u> Trimph Communications ID#OR0001331	<u>Description and Location</u> Provide 1 TV-1 video service from the CDL at FOX49 KPDX broadcast facility 14975 Green Briar Pkwy., Beaverton, OR and a meet point with Qwest. Service includes 3 audio channels and 1 video channel.	<u>MTL/NRC</u> <u>MRC</u> MTL: \$7,260 MRC: \$1,000 MRC: \$1,210	<u>TELCO</u> ZiPLY Fiber Telephone Companies	<u>Termination Liability Period</u> 1-year beginning October 4, 2000. Reduces 1/12 for each month in service.

ISSUED: JUNE 3, 2020

EFFECTIVE: JUNE 18, 2020

ISSUED BY ZIPLY FIBER TELEPHONE COMPANIES

BY JESSICA EPLEY, REGULATORY & EXTERNAL AFFAIRS DIRECTOR

## VI. SPECIAL ACCESS (Continued)

<u>Customer Name</u>	<u>Description and Location</u>	<u>MTL/NRC</u>	<u>TELCO</u>	<u>Termination Liability Period</u>
Microsoft Corp. ID#WA9901547	Provide BITS clocking at any of the following hub locations where BITS clocking is available: <ul style="list-style-type: none"> <li>• Bldg. 11-3635 157th Ave NE, Redmond, WA</li> <li>• Bldg. 17-3801 159th Ave NE, Redmond, WA</li> <li>• Bldg. 31-3730 163rd Ave NE, Redmond, WA</li> <li>• Redmond West A-5600 148th Ave NE, Redmond, WA</li> <li>• Canyon Park Data Center- 22422 29th Dr., SE, Bldg. K, Bothell, WA.</li> </ul>	MRC MTL: \$0 NRC: \$0 MRC: \$608 Per site.	ZiPLY Fiber Telephone Companies	-----

**VI. SPECIAL ACCESS** (Continued)

Microsoft Corp. ID#WA9901547 (Cont'd)

In addition to the applicable conditions set forth elsewhere in this tariff, the following conditions shall apply to this service:

- (1) The Telephone Company will provide the fiber facilities between the DWDM nodes, required DWDM node equipment and DWDM node port equipment. Multiplexers, bridges, routers or other premises devices are not included herein.
- (2) An out of service credit will apply should the service be interrupted due to the Telephone Company's system's failure to switch to protected electronics and/or facilities within one (1) second unless such interruptions are a result of conditions outside the Telephone Company's control. Credit will be predicated on information provide by the Telephone Company's and the customer's network surveillance systems associated with this service arrangement. The Telephone Company and the customer shall each have the opportunity to perform an annual inspection of the other party's network surveillance system to confirm its accuracy. The out-of-service credit will be calculated based upon the total of all monthly rate element charges relative to that portion of the service rendered inoperative; accordingly, upon the occurrence of even one (1) service interruption incident, the minimum credit shall be equal to the monthly rate for that element interrupted. A maximum limit of one month's billing credit will be allotted for a service interruption, or series of interruptions, occurring within any one calendar month period.
- (3) Termination liability charges include charges for the individual service elements shown above. In the event the customer discontinues one or all of the service elements prior to the end of the Termination Liability Period, the customer shall pay a Termination Liability charge for the service elements involved. The Termination Liability Charge will decrease for each month the particular service element remains in service. Termination liability charges will not apply for service elements offered on a month-to-month basis. In the event the customer discontinues one or all DWDM nodes prior to the end of the termination liability period, the customer shall pay a charge equal to twenty-five percent (25%) of all remaining payments for the service elements involved. Termination liability for the nodes will not apply if the nodes become components of a service reconfiguration which is equal to or exceeds the total monthly charges prior to reconfiguration.
- (4) Termination liability charges, when applicable, are due in full within thirty (30) days of the date of termination of the service.
- (5) Should a general tariff offering for this service become available prior to the end of the Termination Liability Period set forth above, and the customer elects to convert to the general tariff rates, no termination liability charge will apply. The customer will be required to convert to the general tariff rates at the end of one year from the effective date of the general tariff, or may discontinue the service at that time without termination liability.

## VI. SPECIAL ACCESS (Continued)

<u>Customer Name</u>	<u>Description and Location</u>	<u>MTL/NRC</u>	<u>TELCO</u>	<u>Termination Liability Period</u>
VYVX Video Services ID#OR0101345	Provide two TV-1 analog broadcast quality video circuits between the CDL at 14975 Green Brier Pkwy., OR and a meetpoint with Qwest Communications	MTL: \$31,920 NRC: \$2,400 MRC: \$2,660	ZiPLY Fiber Telephone Companies	1 Year beginning March 30, 2001. Reduces 1/12 for each month in service.
MCI ID#WA95SPEC	Fiber facility for the transmission of optical signals between the Casino CO at 2403 W. Casino Rd. and the CDL at 426 Casino Rd. Everett, WA. Optical signals are provided under Section 17 of this tariff.	MTL/NRC MRC MTL: \$1,241 NRC: \$0 MRC: \$40	ZiPLY Fiber Telephone Companies	3 Years beginning August 10, 1995. Reduces 1/36 for each month in service.

## VI. SPECIAL ACCESS (Continued)

<u>Customer Name</u>	<u>Description and Location</u>	<u>MTL/NRC MRC</u>	<u>TELCO</u>	<u>Termination Liability Period</u>
Microsoft Corp. ID#WA001633	Provide an OC192 SONET ring network with a customer node located at 22422 29 <sup>th</sup> Dr. SE, Bothell, WA, the Bothell CO, a customer node located at 3635 157 <sup>th</sup> Ave. NE, Edmond, WA, the Redmond CO and meet point(s) with Qwest Communications		ZiPLY Fiber Telephone Companies	3 Years beginning February 1, 2001; Rate elements with a term commitment will have a Termination Period of 3 years from the date they are installed.
<u>Rate Elements</u> <sup>94</sup>			<u>NRC</u>	<u>Three Year MRC</u>
OC192 Ring Connect-1 <sup>st</sup> Node			\$12,000.00	\$9,780.00
OC192 Ring Connection-Additional Node			\$12,000.00	\$9,780.00
OC192 Transport				\$500.00
OC48c Rider				\$4,300.00

<sup>94</sup> In addition to the rates above, Section XXI. tariff rates for other services, i.e., STS1 Rider, OC12c Rider and OC3c Rider, will also apply.

ISSUED: JUNE 3, 2020

EFFECTIVE: JUNE 18, 2020

ISSUED BY ZIPLY FIBER TELEPHONE COMPANIES

BY JESSICA EPLEY, REGULATORY & EXTERNAL AFFAIRS DIRECTOR



## VI. SPECIAL ACCESS (Continued)

<u>Customer Name</u>	<u>Description and Location</u>	<u>MTL/NRC</u>	<u>TELCO</u>	<u>Termination Liability Period</u>
MCI ID#ID9601020	Provide an OC-12SONET ring with three customer nodes located at: <ul style="list-style-type: none"> <li>• 1201 Ironwood Dr., Coeur d'Alene, ID</li> <li>• 2310 N. 4th, Coeur d'Alene, ID</li> <li>• 6850 E. Ohio-Match Rd., Post Falls, ID and the CO at 2115 Government Way, Coeur d'Alene, ID</li> </ul>	MRC MTL: \$279,508 NRC: \$12,000 MRC: \$11,555	ZiPLY Fiber Telephone Companies	3 Years beginning September 28, 1986. Reduces 1/36 for each month in service.
ID#ID9601027	DS1 Payloads, each	MRC: \$75		
	DS3 Payloads – Electrical, each	MRC: \$240		
ID#IL9701059	DS3 Payloads, each	MRC: \$240		
	DS1 Payloads, each	MRC: \$75		

ISSUED: JUNE 3, 2020

EFFECTIVE: JUNE 18, 2020

ISSUED BY ZIPLY FIBER TELEPHONE COMPANIES

BY JESSICA EPLEY, REGULATORY & EXTERNAL AFFAIRS DIRECTOR

**VI. SPECIAL ACCESS** (Continued)

<u>Customer Name</u>	<u>Description and Location</u>	<u>MTL/NRC</u> <u>MRC</u>	<u>TELCO</u>	<u>Termination Liability Period</u>
Genuity Solutions ID#WA001606	Provide an OC192 SONET ring with four nodes located at:	MTL: \$376,080	ZiPLY Fiber Telephone Companies	5 years beginning March 2, 2001. Reduces 1/60 for each month in service.
	<ul style="list-style-type: none"> <li>1121 SE Everett Mall Way, Everett, WA</li> </ul>	NRC: \$12,000 MRC: 10,080		
	<ul style="list-style-type: none"> <li>Everett Primary Center CO, Everett, WA</li> </ul>	NRC: \$12,000 MRC: 8,060		
	<ul style="list-style-type: none"> <li>Redmond CO, Redmond, WA</li> </ul>	NRC: \$6,000 MRC: 6,600		
	<ul style="list-style-type: none"> <li>Tothell North CO, Bothell, WA</li> </ul>	NRC: \$6,000 MRC: 6,600		

## VI. SPECIAL ACCESS (Continued)

<u>Customer Name</u>	<u>Description and Location</u>	<u>MTL/NRC</u> <u>MRC</u>	<u>TELCO</u> ZiPLY Fiber Telephone Companies	<u>Termination</u> <u>Liability Period</u>
Cactus Computer ID#ID0101140	Provide point to point OC3 from CDL at 211 So. Maine Street to the Moscow central office.			3 years beginning 11-16-01. 50% of all remaining monthly payments
	• OC3 Single Route CDL Link	MTL: \$ <sup>95</sup> NRC: \$3,000 MRC: \$1,000		
	• OC3 CO Node	MTL: \$ <sup>88</sup> NRC: \$1,500 MRC: \$900		
	• DS1 Rider	MRC: \$75		
	• DS3 Rider	MRC: \$250		

<sup>95</sup> Regulations and conditions for termination liability as set forth in Section XXI. will apply.

## VI. SPECIAL ACCESS (Continued)

<u>Customer Name</u>	<u>Description and Location</u>	<u>MTL/NRC MRC</u>	<u>TELCO</u>	<u>Termination Liability Period</u>
Electric Lightwave ID#ID0201160	SONET OC3 service between the Department of Transportation (DOT) in Hayden Lake, ID to the AT&T O/POP in Coeur d'Alene, ID.		ZiPLY Fiber Telephone Companies	5 years beginning July 6, 2002. 50% of all remaining monthly payment.
	OC3c Dedicated Transport per ALM	MTL: ----- NRC: ----- MRC: \$190		
	OC3c Single Route CDL @ DOT	MTL: ----- NRC: \$6,000 MRC: \$2,800		
	OC3c Diverse Route CDL @ AT&T POP	MTL: ----- NRC: \$6,000 MRC: \$3,300		

<u>J. Special Access Cross Connect for EIS</u>			
Rates and Charges:			
	<u>DS0<sup>96</sup></u>	<u>Per DS1 or DS3 Connection</u>	
<u>Jurisdiction</u>	<u>Monthly Rate</u>	<u>DS1 Monthly Rate</u>	<u>DS3 Monthly Rate</u>
Illinois	1.77	4.53	36.64
Oregon	2.10	4.90	37.57
Washington	2.12	4.66	34.09

<sup>96</sup> DS0 Cross Connect rates for Fractional T1 will be assessed as follows:

- 128 Kbps: 2 DS0 Cross Connects
- 256 Kbps: 4 DS0 Cross Connects
- 384 Kbps: 6 DS0 Cross Connects

## VII. MISCELLANEOUS SERVICES

A. <u>(Reserved for Future Use)</u>	
<p>B. <u>Additional Labor</u></p> <p>Additional Labor is that labor requested by the customer on a given FIA and agreed to by the Telephone Company as set forth in 1. through 6. following. The Telephone Company will notify the customer that Additional Labor charges as set forth in 7. following will apply before any Additional Labor is undertaken. Additional Labor charges will also apply if the requirement for the Additional Labor is the fault of the customer or parties on whose behalf it acts. Charges for additional labor will apply per order submitted.</p> <p>1. <i>Overtime Installation</i></p> <p>Overtime installation is that Telephone Company installation effort outside the business day. Overtime rates will apply anytime outside the business day and all day Saturday. Premium time rates will apply all day Sunday and on all Telephone Company approved holidays. For applicable holidays in each jurisdiction contact Issuing Carrier identified in Section I., Sheet 2 preceding.</p>	
<p>2. <i>Overtime Repair</i></p> <p>Overtime repair is Telephone Company repair which could have been performed during the normal business day, but that is delayed at the specific request of the customer to a later time period which is outside the normal business day or to a weekend day or holiday. The request will result in the application of overtime rates anytime outside the business day and all day Saturday. Premium time rates will apply on Sunday and Telephone Company approved holidays. These rates, as set forth in Section VII.B. following, will only apply when there is a delay of repair at the request of the customer to the time periods stated above.</p>	
<p>3. <i>Additional Installation Testing</i></p> <p>Additional installation testing is that testing performed by the Telephone Company at the time of installation which is in addition to normal pre-service and acceptance testing.</p>	
<p>4. <i>Standby</i></p> <p>Standby includes all time in excess of one-half (1/2) hour during which Telephone Company personnel are available to make coordinated tests on a given FIA. The standby charge applies only when Telephone Company personnel must wait more than thirty (30) minutes beyond a prearranged, mutually agreed appointment time. Standby charges will cease when testing begins, or when Telephone Company personnel are released from the standby requirement, or when testing is rescheduled for a later date or time. Charges will not be applicable if Telephone Company personnel cause the delay.</p>	
<p>5. <i>Testing and Maintenance with Other Telephone Companies</i></p> <p>Additional testing, maintenance, or repair of facilities which connect to facilities of other telephone companies, which is in addition to normal effort required to test, maintain, or repair facilities provided solely by the Telephone Company.</p>	

## VII. MISCELLANEOUS SERVICES (Continued)

6. <i>Other Labor</i>		
Other labor is that additional labor not included in 1. through 5. preceding, and labor incurred to accommodate a specific customer request that involves only labor which is not covered by any other section of this Tariff.		
7. <i>Charges for Additional Labor</i>		
a. The charges for additional labor are as follows:		
<ul style="list-style-type: none"> <li>- Additional Cooperative Acceptance Testing – Special</li> <li>- Additional Cooperative Testing – Switched</li> <li>- Maintenance of Service (see Section VII.C.)</li> <li>- Nonscheduled Testing – Special</li> <li>- Nonscheduled Testing – Switched</li> <li>- Other Labor (see Section VII.B.6.)</li> <li>- Testing and Maintenance with Other Telephone Companies (see Section VI.B.5.)</li> </ul>		
	<u>Labor Periods</u>	
	<u>Basic Time, Business Day, Per Technician</u>	
<u>Jurisdiction</u>	<u>First Half Hour or Fraction Thereof</u>	<u>Each Additional Half Hour or Fraction Thereof</u>
Idaho		
Special Access	150.00	150.00
Price Cap	150.00	150.00
Price Bands A, B and C	150.00	150.00
All Other Services	150.00	150.00
Oregon		
Special Access	150.00	150.00
Price Cap	150.00	150.00
Price Bands A, B and C	150.00	150.00
All Other Services	150.00	150.00
Washington		
Special Access	150.00	150.00
Price Cap	150.00	150.00
Price Bands A, B and C	150.00	150.00
Continued...		

## VII. MISCELLANEOUS SERVICES (Continued)

(Continued from previous page)		
<u>Jurisdiction</u>	<u>Labor Periods</u>	
	<u>Overtime, Outside the Business Day, Per Technician<sup>97</sup></u>	<u>Each Additional Half Hour or Fraction Thereof</u>
	<u>First Half Hour or Fraction Thereof</u>	
Idaho		
Special Access	200.00	200.00
Price Cap	200.00	200.00
Price Bands A, B and C	200.00	200.00
All Other Services	200.00	200.00
Oregon		
Special Access	150.00	150.00
Price Cap	150.00	150.00
Price Bands A, B and C	150.00	150.00
All Other Services	150.00	150.00
Washington		
Special Access	150.00	150.00
Price Cap	150.00	150.00
Price Bands A, B and C	150.00	150.00
All Other Services	150.00	150.00
	<u>Premium Time, Outside the Business Day, Per Technician<sup>97</sup></u>	
	<u>First Half Hour or Fraction Thereof</u>	<u>Each Additional Half Hour or Fraction Thereof</u>
Idaho		
Special Access	250.00	250.00
Price Cap	250.00	250.00
Price Bands A, B and C	250.00	250.00
All Other Services	250.00	250.00
Oregon		
Special Access	250.00	250.00
Price Cap	250.00	250.00
Price Bands A, B and C	250.00	250.00
All Other Services	250.00	250.00
Washington		
Special Access	250.00	250.00
Price Cap	250.00	250.00
Price Bands A, B and C	250.00	250.00
All Other Services	250.00	250.00

<sup>97</sup> A call out of a Telephone Company employee at a time not consecutive with the business day is subject to a minimum charge of four (4) hours.

## VII. MISCELLANEOUS SERVICES (Continued)

b. The charges for additional labor are as follows:

- Additional Installation Testing (see Section VII.B.3.)
- Overtime Installation (see Section VII.B.1.)
- Overtime Repair (see Section VII.B.2.)

<u>Jurisdiction</u>	<u>Labor Periods</u>	
	<u>Basic time, Business Day, Per Technician</u>	
	<u>First Half Hour</u> <u>Or Fraction Thereof</u>	<u>Each Additional Half Hour</u> <u>Or Fraction Thereof</u>
Idaho		
Special Access	33.86	22.57
Price Cap	33.86	22.57
Price Bands A, B and C	33.86	22.57
All Other Services	33.86	22.57
Oregon		
Special Access	33.86	22.57
Price Cap	33.86	22.57
Price Bands A, B and C	33.86	22.57
All Other Services	33.86	22.57
Washington		
Special Access	33.86	22.57
Price Cap	33.86	22.57
Price Bands A, B and C	33.86	22.57
All Other Services	33.86	22.57

Continued...



## VII. MISCELLANEOUS SERVICES (Continued)

(Continued from previous page)

<u>Jurisdiction</u>	<u>Labor Periods</u>	
	<u>Overtime, Outside the Business Day, Per Technician<sup>98</sup></u>	
	<u>First Half Hour Or Fraction Thereof</u>	<u>Each Additional Half Hour Or Fraction Thereof</u>
Idaho		
Special Access	100.00	75.00
Price Cap	100.00	75.00
Price Bands A, B and C	100.00	75.00
All Other Services	100.00	75.00
Oregon		
Special Access	100.00	75.00
Price Cap	100.00	75.00
Price Bands A, B and C	100.00	75.00
All Other Services	100.00	75.00
Washington		
Special Access	100.00	75.00
Price Cap	100.00	75.00
Price Bands A, B and C	100.00	75.00
All Other Services	100.00	75.00

<u>Jurisdiction</u>	<u>Premium Time, Outside the Business Day, Per Technician<sup>98</sup></u>	
	<u>First Half Hour Or Fraction Thereof</u>	<u>Each Additional Half Hour Or Fraction Thereof</u>
Idaho		
Special Access	150.00	125.00
Price Cap	150.00	125.00
Price Bands A, B and C	150.00	125.00
All Other Services	150.00	125.00
Oregon		
Special Access	150.00	125.00
Price Cap	150.00	125.00
Price Bands A, B and C	150.00	125.00
All Other Services	150.00	125.00
Washington		
Special Access	150.00	125.00
Price Cap	150.00	125.00
Price Bands A, B and C	150.00	125.00
All Other Services	150.00	125.00

## VII. MISCELLANEOUS SERVICES (Continued)

c. The charges for additional labor are as follows:

- Standby (see Section VII.B.4.)

<u>Jurisdiction</u>	<u>Labor Periods</u>	
	<u>Basic time, Business Day, Per Technician</u>	
	<u>First Half Hour</u>	<u>Each Additional Half Hour</u>
	<u>Or Fraction Thereof</u>	<u>Or Fraction Thereof</u>
Idaho		
Special Access	None	60.00
Price Cap	None	60.00
Price Bands A, B and C	None	60.00
All Other Services	None	60.00
Oregon		
Special Access	None	60.00
Price Cap	None	60.00
Price Bands A, B and C	None	60.00
All Other Services	None	60.00
Washington		
Special Access	None	60.00
Price Cap	None	60.00
Price Bands A, B and C	None	60.00
All Other Services	None	60.00

Continued...

<sup>98</sup> A call out of a Telephone Company employee at a time not consecutive with the business day is subject to a minimum charge of four (4) hours.

## VII. MISCELLANEOUS SERVICES (Continued)

(Continued from previous page)

<u>Jurisdiction</u>	<u>Labor Periods</u>	
	<u>Overtime, Outside the Business Day, Per Technician<sup>99</sup></u>	
	<u>First Half Hour Or Fraction Thereof</u>	<u>Each Additional Half Hour Or Fraction Thereof</u>
Idaho		
Special Access	None	70.00
Price Cap	None	70.00
Price Bands A, B and C	None	70.00
All Other Services	None	70.00
Oregon		
Special Access	None	70.00
Price Cap	None	70.00
Price Bands A, B and C	None	70.00
All Other Services	None	70.00
Washington		
Special Access	None	70.00
Price Cap	None	70.00
Price Bands A, B and C	None	70.00
All Other Services	None	70.00

<u>Jurisdiction</u>	<u>Premium Time, Outside the Business Day, Per Technician<sup>99</sup></u>	
	<u>First Half Hour Or Fraction Thereof</u>	<u>Each Additional Half Hour Or Fraction Thereof</u>
Idaho		
Special Access	None	80.00
Price Cap	None	80.00
Price Bands A, B and C	None	80.00
All Other Services	None	80.00
Oregon		
Special Access	None	80.00
Price Cap	None	80.00
Price Bands A, B and C	None	80.00
All Other Services	None	80.00
Washington		
Special Access	None	80.00
Price Cap	None	80.00
Price Bands A, B and C	None	80.00
All Other Services	None	80.00

## VII. MISCELLANEOUS SERVICES (Continued)

<p><b>C. <u>Maintenance of Service Charge</u></b></p> <p>1. When a customer reports trouble to the Telephone Company for clearance, the customer shall be responsible for payment of a Maintenance of Service Charge when Telephone Company personnel are dispatched to the customer's location and no trouble is found in the Telephone Company's facilities. Failure of Telephone Company personnel to find trouble in Telephone Company facilities will result in no charge if the trouble is actually in those facilities, but not discovered at the time.</p>	
<p>In this case, or in 2. following, no credit allowance will be applicable for the interruption involved, unless the trouble is found in the Telephone Company's facilities.</p>	
<p>2. The customer shall be responsible for payment of a Maintenance of Service Charge when the Telephone Company dispatches personnel to the customer's location and the trouble is in equipment or communications systems provided by other than the Telephone Company or in detariffed CPE provided by the Telephone Company.</p>	
<p>3. The Maintenance of Service Charge time period will begin when Telephone Company personnel are dispatched. This will only include the actual time required to reach the customer's location and perform an investigation. The time period will end when the investigation is finished. The labor charge as set forth in <i>VII.B.7.</i> preceding will apply to Maintenance of Service at the appropriate Basic, Overtime or Premium rate. These charges apply whether the trouble is in the equipment of communications systems provided by other than the Telephone Company, or in detariffed CPE provided by the Telephone Company.</p>	
<p><b>D. <u>Telecommunications Service Priority (TSP) System</u></b></p> <p>1. <i>Description of the Service</i></p> <p>The TSP System is a service that provides for the priority provisioning and/or restoration of National Security Emergency Preparedness (NSEP) telecommunications services. The TSP System applies only to NSEP services, includes both Switched and Special FIA and provides the Telephone Company with a guide to the sequence in which services are to be provisioned and/or restored.</p> <p>The Telephone Company currently has Special Access circuits classified as RP (Restoration Priority). These facilities were offered under part 64.401, Subpart D, Appendix A of the FCC Rules and Regulations prior to the revisions released November 17, 1988 under GEN. Docket No. 87-505 (FCC 88-341). These facilities will maintain their RP designation and priority treatment until either converted by the customer to the TSP System, or until March 10, 1993, whichever occurs first.</p> <p>All FIA that can be identified by a unique circuit identifier can be provisioned for NSEP service by the Telephone Company.</p>	

<sup>99</sup> A call out of a Telephone Company employee at a time not consecutive with the business day is subject to a minimum charge of four (4) hours.

## VII. MISCELLANEOUS SERVICES (Continued)

<p>The rates and charges associated with a customer subscribing to the TSP System are as specified in Section VII.D.7..</p>	
<p><b>2. Obtaining TSP System Service</b></p> <p>The Executive Office of the President through the TSP Program Office, is empowered with the authority to receive, evaluate and process requests for NSEP services. The TSP Program Office makes the priority level assignments and issues the TSP authorization code reflecting the priority assignment associated with a request. The customer provides the TSP authorization code, in addition to all the other details necessary to complete the order (ASR) to the Telephone Company to obtain TSP System service.</p>	
<p>The TSP authorization code, assigned on a per ASR basis, consists of a twelve (12) character field consisting of a nine (9) character control ID followed by a dash and a two (2) character field specifying the priority level assignment. Its structure is as follows:</p> <p style="text-align: center;">TSPxxxxxn-yy</p>	
<p>The "x"s represent a sequence of numbers unique to each TSP authorization code and the "n" is a one character alphanumeric check digit. The first "y" contains the provisioning priority level assignment and the second "y" contains the restoration priority level assignment.</p>	
<p><b>3. Provisioning Priority</b></p> <p>If the customer requires service within a shorter time interval than the Telephone Company can provide, and the requested service qualifies for NSEP, the customer may elect to invoke NSEP Treatment and obtain the appropriate provisioning priority assignment from the TSP Program Office. Acceptable assignment code values are: E, 1, 2, 3, 4, 5 or 0.</p>	
<p>The assignment of the value "E" denotes Emergency Provisioning and implies the service has the most critical provisioning requirements and the Telephone Company will respond accordingly. The Telephone Company will take immediate action to provide the requested service at the earliest possible date. Rates and charges associated with "E" provisioning are as specified in Section VII.D.7.b.(1).</p>	
<p>The assignment values of 1, 2, 3, 4 and 5 are treated as essential service priorities and the Company will adjust its available resources to meet the customer's requested due date. Rates and charges associated with invoking this priority treatment are specified in Section VII.D.7.b.(2). The value "0" implies no provisioning priority.</p>	
<p><b>4. Restoration Priority</b></p> <p>A TSP authorization code for restoration priority classifies the service as being among the nation's most important NSEP telecommunications services. The Company will restore these services before services without restoration priority assignments in the order of priority assignments. Acceptable values are: 1, 2, 3, 4, 5 or 0 with the value "1" being the highest priority.</p>	

## VII. MISCELLANEOUS SERVICES (Continued)

When the Company recognizes a TSP as being out of service, unusable or receives a trouble report, available resources will be dispatched to restore the service as quickly as practicable. A priority value of 1, 2 or 3 requires dispatch outside normal business hours if necessary to restore the service. A priority value of 4 or 5 only requires dispatch outside of normal business hours if the next business day is more than twenty-four (24) hours away. If the value "0" has been assigned, then no restoration priority is applicable to this service.	
The minimum period for service is one (1) month.	
<b>5. <i>Obligations of the Customer</i></b>	
a. In all instances, the customer is responsible for obtaining the appropriate TSP authorization code and providing that code to the Telephone Company.	
b. The TSP System service customer must also be the customer for the FIA with which TSP service is associated. Only the customer or its authorized agent as indicated in a letter of agency on file with the Telephone Company is allowed to order TSP System service.	
c. All points of a multipoint service configuration must have the same restoration priority assignment and must satisfy the requirements of that assignment.	
d. In obtaining TSP System service, the customer consents to the release of certain information by the Telephone Company to the federal government in order to maintain and administer the TSP System. Such information includes: the customer's name, telephone number and mailing address, the TSP authorization code and the circuit or service ID number associated with the NSEP service.	
e. The Telephone Company will attempt to notify the customer of expected charges. The customer when invoking NSEP Treatment, recognizes that quoting charges and obtaining permission beforehand may not be practicable and may cause unnecessary delays and, as a result, grants the Telephone Company the right to quote and bill charges after provisioning of the service.	
f. During certain emergencies, the customer may request TSP assignments verbally and the Telephone Company will accept such verbal notification. The customer must submit a written order (ASR) to the Telephone Company within two working days following the verbal request. If the written order (ASR) is not received within two (2) working days, all applicable rates and charges accumulated to date to provision TSP System service, become immediately due and payable and the requested TSP priority is revoked.	
g. The customer must request and justify revalidation of all priority level assignments at least every three (3) years.	
h. Additionally, the NCS Manual M 3-1-1, "Telecommunications Service Priority (TSP) System for National Security Emergency Preparedness (NSEP) Service User Manual", prescribes specific conditions which warrant NSEP Treatment and related procedures.	

## VII. MISCELLANEOUS SERVICES (Continued)

<p><b>6. <i>Obligations of the Telephone Company</i></b></p> <p>a. The Telephone Company will allocate resources to ensure best efforts to provide NSEP services by the time required.</p>	
<p>b. The Telephone Company will work TSP System services in the order of their priority level assignments. The priority sequence is as follows:</p> <ul style="list-style-type: none"><li>- Restore NSEP services assigned restoration priority 1</li><li>- Provision Emergency (E) NSEP services</li><li>- Restore NSEP services assigned restoration priority 2, 3, 4 or 5</li><li>- Provision NSEP services assigned provisioning priority 1, 2, 3, 4 or 5.</li></ul>	
<p>c. The Telephone Company will work cooperatively with other providers of NSEP service when only a portion is provided by the Telephone Company to ensure "end-to-end" service.</p>	
<p>d. Additionally, TSP System service will be provided in accordance with the guidelines set forth in NCS Handbook H 3-1-2, "Telecommunications Service Priority (TSP) System for National Security Emergency Preparedness (NSEP) Service Vendor Handbook".</p>	
<p><b>7. <i>Rates and Charges</i></b></p> <p>The following rates and charges are in addition to all other rates and charges that may apply for other services offered under this tariff which operate in conjunction with the TSP System.</p> <p>a. Establishment of TSP System Service</p> <p>The establishment of TSP System service charge is a nonrecurring charge (NRC) specified in Section VII.D.7.d. which applies when a FIA is ordered with provisioning and/or restoration priority. If both are ordered at the same time, only one NRC is applicable. The NRC is also applicable for orders changing priority levels.</p>	
<p>b. Provisioning Priority</p> <p>There are two basic levels of priority provisioning, Emergency (provisioning priority "E") and Essential (provisioning priority 1, 2, 3, 4 or 5).</p> <p>(1) Emergency Provisioning</p> <p>The Telephone company will take immediate action to provide the requested service at the earliest possible date. The rates and charges for Special Construction as set forth in Section IV.A.3. preceding may apply.</p>	
<p>(2) Essential Provisioning</p> <p>The Telephone Company will adjust its available resources to meet the customers requested due date. The rates and charges will apply as set forth in Section IV.B.2.e..</p>	

## VII. MISCELLANEOUS SERVICES (Continued)

c. Restoration Priority		
Restoration Priority is a monthly rate per circuit for the ongoing administration and maintenance of the TSP System. rates are specified in Section VII.D.7.e..		
d. Establishment of TSP System Service Charge		
	Nonrecurring Charge	
<u>Jurisdiction</u>	<u>Per Circuit</u>	
Idaho	14.50	
Oregon	14.50	
Washington	14.50	
e. Restoration Priority Rates		
	Monthly Rates	
<u>Jurisdiction</u>	<u>Per Circuit</u>	
Idaho	4.90	
Oregon	4.90	
Washington	4.90	
E. <u>Balloting and Allocation Process for Equal Access</u>		
The Balloting and Allocation Process is an arrangement whereby an end user may select or be allocated to an IC to place interstate MTS/MTS-type calls without the 101XXXX access code. Balloting and allocation also applies to agents of Pay Telephone service whereby the agent may select or be allocated to an IC to place interstate calls without dialing the 101XXXX access code. This IC is referred to as the end user's or agent's Primary Interexchange Carrier (PIC).		
In the event that only one IC orders FGD or BSA-D from an end office in accordance with IV.A.1.e. preceding, the Balloting and Allocation Process set forth below will not apply.		



## VII. MISCELLANEOUS SERVICES (Continued)

<p>On the effective date of equal access (i.e., introduction of FGD or BSA-D in a serving end office), end users or agents who have not designated or been allocated to an IC will continue with the same IC service arrangement as existed prior to office conversion until the allocation process described in 2. following occurs.</p> <p><b>1. <i>End User and Agent Notification and Equal Access Balloting Process</i></b></p> <p>End users and agents will be notified of the availability of equal access by means of an equal access ballot. ICs intending to participate in the Balloting Process for each serving end office must inform the Telephone Company in writing no later than one hundred twenty (120) days prior to the end office conversion to FGD or BSA-D. The notification from ICs wishing to participate in pay telephone balloting must specify if the carrier will handle 0+ traffic only, both 0+ and 1+ traffic, or 0+ with 1+ traffic being handled by a secondary service provider. When 1+ coin traffic is handled by a secondary service provider, the participating IC must identify the secondary service provider. The initial ballot, the first of two (2) ballots the end user and agent may receive, listing all ICs participating in the balloting process, and an explanation of equal access will be mailed to the end user and agent approximately ninety (90) days prior to the end office conversion to FGD or BSA-D. IC names appearing on the ballot will be listed in a random fashion by end office to ensure that no IC will always appear first on the ballot. The IC listed on a pay telephone ballot will be the 0+ carrier.</p>	
<p>Using the initial ballot, which end users and agents will be requested to return within forty-five (45) days after receipt, the end user or agent may designate an IC for all of its lines or may choose a different PIC for each of its lines. Where an end user has a multi-line hunt group and wants to designate several PICs for this hunt group, special arrangements may be made by contacting the Telephone Company. Customers may designate that they do not want a primary IC by notifying the Telephone Company. This choice is considered a valid selection and the nonrecurring charge as set forth in <i>VII.E.13.</i> will apply to any subsequent change made after the equal access conversion date.</p>	
<p>An agent may designate an IC for the 0+ traffic from a pay telephone. The 1+ traffic from the pay telephone may be handled by the selected 0+ carrier if the carrier handles 1+ traffic, by a secondary service provider designated by the 0+ carrier, or by the default carrier if the 0+ carrier has made no arrangements with the Telephone Company to receive 1+ pay telephone traffic.</p>	
<p>A second (2<sup>nd</sup>) ballot will be sent to an end user or agent who has not designated an IC either by return of the initial ballot or by appearing on an IC customer list. The second (2<sup>nd</sup>) ballot will be sent thirty (30) days after conversion of the end office. If the end user or agent does not respond to the second (2<sup>nd</sup>) ballot by the requested date, then that end user or agent will be assigned to the allocated IC shown on the second (2<sup>nd</sup>) ballot.</p>	
<p><b>2. <i>Allocation Process</i></b></p> <p>An IC must notify the Telephone Company of its intent to participate in the allocation process fifty-two (52) days prior to the end office conversion to equal access. The IC must also identify whether it will participate in the allocation of business lines, residence lines, or Public/Semipublic Pay Telephones or any combination.</p>	

## VII. MISCELLANEOUS SERVICES (Continued)

<p>The Telephone Company will tabulate the initial ballots received from the end users and agents, described in <i>VII.E.1.</i> preceding, and the IC customer lists, described in <i>VII.E.3.</i> following. The percentage of end users and agents who have selected a participating IC will be determined from these ballots and lists. These percentages will be used for the allocation of end users and agents who did not respond to the initial ballot or appear on an IC list. The percentages used for allocation will be determined approximately five days after end office conversion. A second (2<sup>nd</sup>) ballot, indicated in <i>VII.E.1.</i> preceding, will be sent to end users and agents who have been tentatively allocated to an IC.</p>	
<p>Separate allocation processes will be used for residence, business and Public and Semipublic Pay Telephone lines. The number of end users and agents designating an IC by returning the ballot or appearing on an IC end user and/or agent list will be totaled. This total will be utilized to compute the percentages used for allocation of residence and business customers and Public/Semipublic Pay Telephone customers.</p>	
<p>If an IC participating in the ballot process notifies the Telephone Company that it does not wish to participate in the allocation process, the percentage of customers allocable to that nonparticipating IC will be allocated to the remaining ICs.</p>	
<p><b>3. <i>Interexchange Carrier Customer Lists</i></b></p> <p>The Telephone Company will accept IC customer lists identifying end users and agents who have made individual arrangements with the IC to designate the IC as their primary long distance carrier. The list should be in the form of magnetic tape or paper printout. IC lists may continue to be received after the initial ballot deadline. All lists must be submitted to the Telephone Company up to no later than twenty (20) days prior to the end office conversion to be included in the allocation process. If end user and agent ballots are received by the IC, the end user and agent will be included in the IC customer list. The IC must retain the actual ballots for inspection by the Telephone Company for a period of one year after end office conversion.</p>	
<p><b>4. <i>End User Choice Discrepancy</i></b></p> <p>An IC is required to certify at the time it submits end user and/or agent lists to the Telephone Company that it has on file, or has instituted steps designed to obtain signed letters of agency or confirmations of choice from the end user or agent. The IC is not required to submit letters of agency when submitting end user or agent lists to the Telephone Company, but should maintain the confirmations or letters on file for use in dispute resolution. The IC should request written confirmation of choice from its customers no later than the date of submission of its first bill to the customer.</p>	
<p>When an end user or agent indicates more than one PIC per line or returns an illegible ballot, the Telephone Company will contact the end user or agent for clarification.</p>	
<p>When the Telephone Company identifies a conflict between a ballot and an IC list, or between lists submitted by two (2) or more ICs, the Telephone Company will notify, within ten (10) days, all affected ICs via a conflict report. Those ICs not involved in any conflicts will receive a zero (0) conflict report from the Telephone Company.</p>	

## VII. MISCELLANEOUS SERVICES (Continued)

<p>When an end user or agent returns a ballot to the Telephone Company and also appears on a conflicting IC customer list, the ballot takes precedence. If an end user or agent appears on two (2) or more IC customer lists, the end user or agent will be allocated along with the non-respondents to the initial ballot. A letter sent with the second (2<sup>nd</sup>) ballot will inform the end user or agent that there exists a conflict between two (2) or more ICs and a selection must be made by the deadline of the second (2<sup>nd</sup>) ballot, unless the allocated IC indicated is the end user's or agent's choice.</p>	
<p><b>5. <i>Balloting and Allocation Procedure for Pay Telephones</i></b></p> <p>The balloting and allocation of Pay Telephone lines is furnished in accordance with the provisions of the Memorandum of the U.S. District Court for the District of Columbia in United States vs. GTE Corporation (C. A. No. 83-1298), issued December 23, 1988.</p>	
<p>The balloting and allocation process is a procedure whereby an agent of Pay Telephone service may select and designate to the Telephone Company an IC to access, without dialing an access code, for 0+ interLATA calls. This IC is referred to as the agent's primary IC. The 1+ interLATA calls from a pay telephone will be handled by the agent's primary IC if the IC handles 1+ traffic, by a secondary service provider selected by an agent's primary IC, or by the default carrier if the agent's primary IC has made no arrangements for handling 1+ traffic from a pay telephone.</p>	
<p>If the agent's primary IC elects not to submit an order for its 1+ interLATA sent-paid traffic or fails to select a secondary service provider to handle its 1+ interLATA calls from the Telephone Company's pay telephones, the 1+ interLATA coin sent-paid traffic will continue to be routed to the existing 1+ default carrier (provided such carrier continues to accept it) until the 0+ carrier notifies the Telephone Company as set forth in Section XVI. following.</p>	
<p>The Telephone Company will notify agents of Pay Telephones of the availability of equal access through the mailing of an Equal Access Ballot. The mailing of the initial ballots will take place ninety (90) days prior to conversion.</p>	
<p>Agents of Pay Telephones will be requested to return their respective ballot to the Telephone Company within forty-five (45) days from receipt of the ballot.</p>	
<p>An IC obtaining service commitments from agents directly, must obtain signed authorization from those agents. The IC will be required to provide that authorization to the Telephone Company within thirty (30) days of the Telephone Company's request for the resolution of disputes.</p>	
<p>Agent of Pay Telephones who have not made a primary IC selection, either through the Payphone Equal Access Ballot, or directly with an IC, will be sent a second ballot by the Telephone Company thirty (30) days after the conversion date.</p>	
<p>The Telephone Company will tabulate the initial ballots received from the agents and the IC customer lists. The percentage of agents who have selected a participating IC will be determined from these ballots and lists. These percentages will be used for the tentative allocation of agents who did not respond to the initial ballot or appear on an IC list. The percentages used for allocation will be determined approximately five (5) days after end office conversion.</p>	

## VII. MISCELLANEOUS SERVICES (Continued)

<p>If an IC participating in the ballot process notifies the Telephone Company that it does not wish to participate in the allocation process, the percentage of customers allocable to that nonparticipating IC will be allocated to the remaining ICs.</p>	
<p><b>6. PIC Charge Application</b></p> <p>Initial end user, end user agent and a local service provider that resells services (herein referred to as reseller) selection of a PIC by ballot or appearing on an IC list will not incur a charge. A change of PIC selection prior to the end office conversion will not incur a charge. Notification of a change in a PIC may be coordinated by the end user, end user agent or reseller with either the IC selected or the Telephone Company. Within six (6) months after conversion to equal access, an end user, end user agent or reseller allocated to an IC may elect to change to another IC at no charge, on a one-time basis. After the six (6) month period has elapsed, a nonrecurring charge, in <i>VII.5.13.</i>, will apply. After conversion to equal access, end users, end user agents or resellers who selected an IC by returning the initial ballot will be charged for each change made in the selection of a primary IC.</p>	
<p>New end users or Payphone Service Providers who subscribe to service after the effective date of equal access, including an existing customer who orders an additional line, will be asked to select a preferred carrier when they place an order for Telephone Company Exchange Service. If a customer cannot decide upon a carrier at the time, the customer will have thirty (30) days following completion of the service request to make a preferred carrier choice without charge. In the interim, the customer will be assigned a PIC NONE and will have to dial an access code to make interLATA or intraLATA toll calls. The free selection period available to new end users or Payphone Service Providers is the period within thirty days of installation of the new service.</p>	
<p>Initial free selections available to new end users or Payphone Service Providers are:</p> <ul style="list-style-type: none"> <li>- Designate a carrier as their preferred carrier thereby requiring no access code to access that carrier's service. Other carriers are accessed by dialing 101XXXX or other required codes.</li> </ul>	
<ul style="list-style-type: none"> <li>- Chose no carrier as a preferred carrier thus requiring 101xxxx code dialing to access all carriers. This choice can be made by directly contacting the Telephone Company. In addition, new end users or Payphone Service Providers that do not select a preferred carrier will be assigned as PIC-NONE.</li> </ul>	
<p>Following a new end user's or Payphone Service Provider's initial free selection, any subsequent selection made following implementation of interLATA or intraLATA toll equal access is subject to a nonrecurring charge as set forth in <i>VII.E.13.</i> following.</p>	
<p>The Telephone Company will make post conversion changes in the end user's, end user agent's or reseller's PIC assignment pursuant to an IC provided list of customers, accepted by the Telephone Company under conditions set forth in <i>c.</i> and <i>d.</i>. Post conversion changes in a PIC assigned to a Pay Telephone will be made under the conditions set forth in <i>VII.E.5.</i>. Should an end user, end user agent or reseller dispute authorization of the change within two years of the PIC assignment, the Telephone Company will place the end user on the previous IC network where possible and the IC billed according to <i>VI.E.7.</i>.</p>	

## VII. MISCELLANEOUS SERVICES (Continued)

<p><b>7. <i>Unauthorized Primary Interexchange Carrier Change</i></b></p> <p>An Unauthorized Primary Interexchange Carrier Change is a change in the preferred interLATA IC that the end user or Pay Telephone Service Provider denies authorizing.</p>	
<p>If an end user or Pay Telephone Service Provider denies authorizing a change in interLATA IC as submitted by the alleged unauthorized IC, the alleged unauthorized IC will be assessed the Primary Interexchange Carrier Charge as specified in <i>VII.E.13.</i> for:</p> <ul style="list-style-type: none"> <li>- Changing the end user or Pay Telephone Service Provider to the disputed IC, and</li> </ul>	
<ul style="list-style-type: none"> <li>- Placing the end user or Pay Telephone Service Provider on their previous IC network or the IC network of their choice.</li> </ul>	
<p>In accordance with the Federal Communications Commission's Slamming Liability Rules in CC Docket 94-129, if an alleged unauthorized carrier is ultimately exonerated of liability, the alleged unauthorized IC is entitled to receive full payment from the end user or Pay Telephone Service Provider for all services provided. In such situations, any Primary Interexchange Carrier Charges assessed against the alleged unauthorized IC by the Telephone Company are subject to rebilling to the end user or Pay Telephone Service Provider by the alleged unauthorized IC.</p>	
<p><b>8. <i>Multi-party End Users</i></b></p> <p>Multi-party end users will continue with the same IC service arrangement which existed prior to the end office conversion. However, multi-party end users may access the IC of their choice by dialing the appropriate 101XXXX carrier identification code. In certain suitably equipped end offices two-party customers may subscribe to the IC of their choice.</p>	
<p><b>9. <i>Cancellation of an IC Participation</i></b></p> <p>If an IC cancels all of its FGD or BSA-D service in the converting end office prior to the conversion date or discontinues all of its FGD or BSA-D service within two (2) years after the introduction of FGD or BSA-D in the converting end office, the IC is obligated to do the following:</p> <ul style="list-style-type: none"> <li>- Notify the Telephone Company of the cancellation of their FGD or BSA-D service, and</li> </ul>	
<ul style="list-style-type: none"> <li>- Contact in writing all end users, end user agents or resellers who have selected, or been allocated to, the canceling IC as their PIC, inform these end users, end user agents and resellers of the cancellation, request the end users, end user agents and resellers to select a new PIC, and state that the canceling IC will pay the nonrecurring charge as set forth in <i>VII.E.13.</i></li> </ul>	
<p>The Telephone Company will bill the canceling IC for a period of two (2) years from the discontinuance of FGD or BSA-D service, the nonrecurring charge as set forth in <i>VII.E.13.</i> for each end user, end user agent and reseller this IC has currently designated to it. Such charge will not apply to the canceling IC where the canceling IC transfers or assigns its FGD or BSA-D services and the associated 101XXXX code to another IC in such manner that the Telephone Company does not change end user, end user agent or reseller records or if another IC elects to pay the nonrecurring charge on behalf of the canceling IC.</p>	

## VII. MISCELLANEOUS SERVICES (Continued)

<p><b>10. <i>Liability of the Telephone Company</i></b></p> <p>If through the fault of the Telephone Company, the end user, end user agent or reseller is not subscribed to its chosen PIC, the nonrecurring charges in <i>VII.E.13.</i> do not apply to reassign the end user, end user agent or reseller to his chosen PIC.</p>	
<p><b>11. <i>(Reserved for Future Use)</i></b></p>	
<p><b>12. <i>IC Desired Due Date (ICDDD) for PIC Installation</i></b></p> <p>An IC may request a desired due date for PIC installation for a specific, single end user, end user agent or reseller acting on behalf of an end user post equal access conversion. This ICDDD is a mutually agreed upon negotiated due date, determined to be between three (3) and forty-five (45) business days from the date of receipt of the order. The IC must coordinate the ICDDD with the Telephone Company prior to sending in the first order.</p>	
<p>The ICDDD does not apply to routine lists provided by the IC, as set forth in <i>VII.E.3.</i> and <i>4.</i>. The Nonrecurring Charge for Primary Interexchange Carrier, as set forth in <i>VII.E.13.</i>, applies to each line converted to the IC requesting ICDDD. This charge will be billed to the IC's end user customer.</p>	
<p><b>13. <i>Nonrecurring Charge for Changing Primary Interexchange Carrier (PIC)</i></b></p> <p>a. A nonrecurring charge, as set forth in <i>b.</i> following, to process a change in Presubscription is bifurcated into four (4) separate nonrecurring charges and applies as follows:</p> <p>(1) A nonrecurring charge, as set forth in <i>b.(1)(a)</i> following, applies when the request to change Presubscription is submitted through electronic methods without a request to change the intraLATA primary interexchange carrier (LPIC) on the same line and on the same order.</p>	
<p>(2) A nonrecurring charge, as set forth in <i>b.(1)(b)</i> following, applies when the request to change Presubscription is submitted through manual methods without a request to change the intraLATA primary interexchange carrier (LPIC) on the same line and on the same order.</p>	
<p>(3) A nonrecurring charge, as set forth in <i>b.(2)(a)</i> following, applies when the request to change Presubscription is submitted through electronic methods together with a request to change the LPIC on the same line and on the same order.</p>	
<p>(4) A nonrecurring charge, as set forth in <i>b.(2)(b)</i> following, applies when the request to change Presubscription is submitted through manual methods together with a request to change the LPIC on the same line and on the same order.</p>	

## VII. MISCELLANEOUS SERVICES (Continued)

<p>As used above, manual methods are a.) personal interaction between a customer, or a person acting on behalf of a customer, and a Telephone Company employee; and b.) any facsimile or written submissions from a customer, or a person acting on behalf of a customer, to a Telephone Company service center. Electronic methods shall include all other methods. If a request utilizing an electronic method results in manual processing, the electronic nonrecurring charge shall apply upon completion of the request. For orders submitted electronically through customer account record exchange (CARE) transactions, a change to both the PIC and LPIC on the same line will be considered to be on the same order if it is submitted in a single care record for that line.</p>															
<p>b. The charge for a change in Presubscription<sup>100</sup>.</p> <p>- per Telephone Exchange Service, Line, Trunk or Pay Telephone</p> <table> <thead> <tr> <th></th><th style="text-align: right;"><u>Rate</u></th></tr> </thead> <tbody> <tr> <td>(1) When Presubscription change is required without an LPIC change request on the same line and on the same order:</td><td></td></tr> <tr> <td>    (a) Electronically requested Presubscription</td><td style="text-align: right;">\$1.25</td></tr> <tr> <td>    (b) Manually requested Presubscription</td><td style="text-align: right;">5.50</td></tr> <tr> <td>(2) When Presubscription change is requested together with an LPIC change request on the same line and on the same order:</td><td></td></tr> <tr> <td>    (a) Electronically required Presubscription</td><td style="text-align: right;">0.63</td></tr> <tr> <td>    (b) Manually requested Presubscription</td><td style="text-align: right;">2.75</td></tr> </tbody> </table>		<u>Rate</u>	(1) When Presubscription change is required without an LPIC change request on the same line and on the same order:		(a) Electronically requested Presubscription	\$1.25	(b) Manually requested Presubscription	5.50	(2) When Presubscription change is requested together with an LPIC change request on the same line and on the same order:		(a) Electronically required Presubscription	0.63	(b) Manually requested Presubscription	2.75	
	<u>Rate</u>														
(1) When Presubscription change is required without an LPIC change request on the same line and on the same order:															
(a) Electronically requested Presubscription	\$1.25														
(b) Manually requested Presubscription	5.50														
(2) When Presubscription change is requested together with an LPIC change request on the same line and on the same order:															
(a) Electronically required Presubscription	0.63														
(b) Manually requested Presubscription	2.75														
<p><b>14. IC CIC Consolidation</b></p> <p>IC requests to consolidate multiple CICs (Carrier Identification Codes) will be subject to a Change in Presubscription charge as set forth in <i>VII.E. 13.</i> preceding. Requests for an IC CIC Consolidation must be provided to the Telephone Company in writing, but no ASR charge is applicable for this request. The Telephone Company will negotiate a due date for an IC CIC Consolidation with the IC. It is the sole responsibility of the IC to notify affected end users of the change.</p>															

<sup>100</sup> Where these charges are applicable to a subscriber or end user under this tariff, except as set forth in *VII.E. 16.a.(2)* following, a carrier may make arrangements with the Telephone Company to pay these charges on behalf of the subscriber or end user.

## VII. MISCELLANEOUS SERVICES (Continued)

<p><b>15. PIC NONE</b></p> <p>When an end user does not want to be presubscribed to any carrier, or when a carrier submits a request to remove their PIC from an end user's line, the end user will be required to dial 101XXXX or other access code (i.e., 950-XXXX) for all calls to all carriers. This line condition, designated PIC NONE, is considered a PIC change for purposes of administering the rates contained in this tariff. PIC NONE changes can only be made by the end user or by the carrier to whom the end user's line is presubscribed.</p> <p>a. End User Presubscription Charges – PIC NONE</p> <p>Presubscription Charges, as described in <i>VII.E.13.</i> preceding, will apply to the end user as follows:</p> <p>(1) When an end user submits a request to the Telephone Company to remove the PIC from the end user's line, the applicable nonrecurring charge set forth in <i>VII.E.13.</i> preceding applies to the end user.</p>	
<p>(2) When a carrier submits a request to the Telephone Company on behalf of the end user to remove the carrier as the end user's PIC, the carrier must inform the Telephone Company that the end user desires to have no PIC. In such cases, the applicable nonrecurring charge set forth in <i>VII.E.13.</i> preceding applies to the end user.</p>	
<p>(3) For <i>VII.E.15.a.(2)</i> preceding, the Telephone Company will verify that the end user's line is currently presubscribed to the carrier submitting the request. If the end user's line is currently presubscribed to the carrier submitting the request, then the Telephone Company will remove such carrier's PIC from the line thereby changing the end user's line PIC designation to PIC NONE.</p>	
<p>b. Carrier Presubscription Charges – PIC NONE</p> <p>Presubscription Charges, as described in <i>VII.E.13.</i> preceding, will apply to the carrier as follows:</p> <p>(1) When a carrier submits a request to the Telephone Company on its own behalf to remove its PIC from an end user's line, the applicable nonrecurring charge set forth in <i>VII.E.13.</i> preceding applies to the carrier.</p>	
<p>(2) For <i>VII.E.15.b.(1)</i> preceding, the Telephone Company will verify that the end user's line is currently presubscribed to the carrier submitting the request. If the end user's line is currently presubscribed to the carrier submitting the request, then the Telephone Company will remove such carrier's PIC from the line thereby changing the end user's line PIC designation to PIC NONE.</p>	
<p>The Telephone Company is not liable for any dispute of the change in PIC selection to PIC NONE resulting from a carrier's notification to the Telephone Company.</p>	



## VII. MISCELLANEOUS SERVICES (Continued)

<p><b>F. <u>Additional Testing</u></b></p> <p>The Telephone Company will perform acceptance testing as specified in <i>V.B.7.</i> and <i>VI.A.5.</i> preceding to insure that FIA ordered by the customer are functioning properly, prior to turning over such FIA to the customer. In addition, the Telephone Company will perform ongoing tests as specified in <i>V.B.1.</i> and <i>V.B.2.</i> preceding to assure the continued satisfactory performance of Switched Access Services ordered by the customer.</p>	
<p>Testing offered under this section of the tariff is in addition to those tests described above and will be provided, when requested by the customer, at an additional charge.</p>	
<p>Testing is provided by Telephone Company personnel at Telephone Company locations. However, provisions are made in <i>VII.F.1.e.</i> and <i>VII.F.2.b.</i> following, to allow a customer to request Telephone Company personnel to perform testing at the customer designated location or the end user premises.</p>	
<p>Additional testing is provided on a scheduled or nonscheduled basis. Scheduled testing shall be performed on a predetermined time basis to allow for cost efficient utilization of Telephone Company and customer resources. Scheduled testing should be based on a one year period. Nonscheduled tests are performed by the Telephone Company on a request-by-request basis, not in conjunction with any fixed schedule.</p>	
<p>The offering of testing under this section of the tariff is made subject to the availability of the necessary qualified personnel and test equipment at the various test locations mentioned in <i>1., 2.,</i> and <i>3.</i> following.</p> <p><b>1. <i>Switched Access Testing</i></b></p> <p>Testing for Switched Access is comprised of 1.) tests which are performed during the installation of Switched Access (i.e., acceptance tests) and 2.) tests which are performed after acceptance of such Switched Access by a customer (i.e., in-service tests).</p>	
<p>These tests are performed on a scheduled or nonscheduled basis, and may be conducted on an automatic, cooperative, or manual basis, as defined in <i>a., b., c., d., e.</i> following.</p> <p><b>a. Additional Cooperative Acceptance Testing</b></p> <p>Additional Cooperative Acceptance Testing (ACAT) of Switched Access involves the Telephone Company provision of a technician at its office(s) and the customer provision of a technician at it CDL, with suitable test equipment to perform the required test.</p>	
<p>Additional Cooperative Acceptance Testing may apply when the customer requests additional tests not specified in <i>V.B.7.</i>. The labor charges as set forth in <i>VII.B.7.</i> will apply to Additional Cooperative Acceptance Testing at the Appropriate Basic, Overtime, or Premium rate.</p>	

## VII. MISCELLANEOUS SERVICES (Continued)

<p>b. Automatic Scheduled Testing</p> <p>Automatic Scheduled Testing (AST) of FGB, FGC, FGD, BSA-B, BSA-C, BSA-D and SAC Access Service, is provided, as specified in <i>V.B.1.</i> and <i>V.B.2.</i> and <i>V.B.2.</i>, where the customer provides or their functional equivalent. AST charges will apply when such testing is requested on more frequent basis than is provided for in accordance with the Telephone Company's Central Office Maintenance Planning System (COMPS). The customer may specify a more frequent schedule of tests at least sixty (60) days prior to the start of the prescribed schedule. Trunks from a Telephone Company digital switch, to a customer digital switch, utilizing digital facilities, are excluded from mandatory routine testing. The rates, as set forth in <i>VII.F.3.a.</i>, will apply to additional AST.</p>	
<p>The Telephone Company will provide a monthly AST report that lists the trunks within each Central Office access group that failed to meet established requirements. Trunk test failures requiring customer participation for trouble resolution will be provided to the customer on an as-occurs basis. A monthly report that lists the test results will be provided to the customer.</p>	
<p>c. Additional Cooperative Scheduled Testing</p> <p>Additional Cooperative Scheduled Testing (ACST) of FGA, FGB, FGC, FGD, BSA-A, BSA-B, BSA-C, BSA-D, and SAC Access Service occurs when the Telephone Company provides a technician at its office(s) and the customer provides a technician at its customer designated location, with suitable test equipment to perform the required tests. ACST charges will apply when loss/noise/balance testing or gain-slope testing is requested on a more frequent basis than is provided for in accordance with the Telephone Company's Central Office Maintenance Planning System (COMPS). ACST charges also apply when additional tests are requested for FGA, FGB, FGC, FGD, BSA-A, BSA-B, BSA-C, BSA-D, and SAC Access Service that are not specified in <i>V.B.1.</i> and <i>V.B.2.</i>, respectively. The customer may specify a more frequent schedule of tests sixty (60) days prior to the start of the prescribed schedule. The rates, as set forth in <i>VII.F.3.b.</i>, will apply for additional ACST.</p>	
<p>The Telephone Company will provide, on a quarterly basis, an ACST report that lists the test results and the number of trunks that passed or failed. Trunk test failures requiring customer participation for trouble resolution will be provided to the customer on an as-occurs basis.</p>	
<p>d. Additional Manual Scheduled Testing</p> <p>Additional Manual Scheduled Testing (AMST) of FGA, FGB, FGC, FGD, BSA-A, BSA-B, BSA-C, BSA-D or SAC Access Service occurs when the Telephone Company provides a technician at its office(s) and at the customer designated location. AMST charges will apply when loss/noise/balance testing or gain-slope testing is requested on a more frequent basis than is provided for in accordance with the Telephone Company's Central Office Maintenance Planning System (COMPS). AMST charges also apply when additional tests are requested for FGA, FGB, FGC, FGD, BSA-A, BSA-B, BSA-C, BSA-D, or SAC Access Service that are not specified in <i>V.B.1.</i> and <i>V.B.2.</i>, respectively. The customer may specify a more frequent schedule of tests sixty days prior to the start of the prescribed schedule. The rates as set forth in <i>VII.F.3.c.</i> following will apply to additional AMST.</p>	

## VII. MISCELLANEOUS SERVICES (Continued)

<p>The Telephone Company will provide, on a quarterly basis, an AMST report that lists the test results and the number of trunks that passed or failed. Trunk test failures requiring customer participation for trouble resolution will be provided to the customer on an as-occurs basis.</p>	
<p>e. Nonscheduled Testing</p> <p>Nonscheduled Testing (NST) will be performed "on demand" which results in the measurement of Switched Access. NST charges will apply only when testing is requested more frequently than is provided for in accordance with COMPS, or when a specific test is requested that is not normally performed. Tests for Switched Access which are normally performed are contained in <i>V.B.1.</i> and <i>V.B.2.</i>. Nonscheduled Testing (NST) of Switched Access may consist of the following testing arrangements:</p> <ul style="list-style-type: none"><li>- the customer provides remote office test lines and 105 test lines with associated responders or their functional equivalent (automatic testing),</li></ul>	
<ul style="list-style-type: none"><li>- the Telephone Company provides a technician at its office(s) and the customer provides a technician at its customer designated location with suitable test equipment to perform the required tests (cooperative testing),</li></ul>	
<ul style="list-style-type: none"><li>- the Telephone Company provides a technician at its office(s), and at the customer designated location or end user premises with suitable test equipment to perform the required tests (manual testing).</li></ul>	
<p>Nonscheduled Tests may consist of any tests which the customer may require. The rates as set forth in <i>VII.E.3.a.</i> following will apply to Nonscheduled Automatic Testing. The labor as set forth in <i>VII.B.7.</i> preceding will apply to Nonscheduled Cooperative and Manual FIA Testing at the appropriate Basic, Overtime, or premium rate.</p>	
<p>If nonscheduled tests are required and trouble is found in the Telephone Company facilities, charges for testing the Telephone Company facilities will not apply. If, however, trouble is found in the customer equipment, charges as set forth in <i>VII.F.3.a.</i> following and labor charges as set forth in <i>VII.B.7.</i> preceding are applicable.</p>	
<p>f. Obligations of the Customer</p> <p>(1) The customer shall provide the Remote Office Test Line priming data to the Telephone Company, as appropriate, to support AST as set forth in <i>VII.F.1.b.</i> preceding or NST as set forth in <i>VII.F.1.e.</i> preceding.</p>	
<p>(2) The customer shall make the facilities to be tested available to the Telephone Company at times mutually agreed upon.</p>	

## VII. MISCELLANEOUS SERVICES (Continued)

2. <i>Special Access Testing</i>	
<p>The Telephone Company will, at the request of a customer, provide assistance in performing specific tests requested by the customer, however, the Telephone Company will only perform maintenance testing for its facilities within the LATA.</p>	
a. Additional Cooperative Acceptance Testing	
<p>When a customer provides a technician at its customer designated location or at the end user premises, with suitable test equipment to perform the required tests, the Telephone Company will provide a technician at its office for the purpose of conducting Additional Cooperative Acceptance Testing (ACAT). The labor charges as set forth in <i>VII.B.7.</i> preceding will apply to ACAT at the appropriate Basic, Overtime, or Premium rate.</p>	
<p>Additional Cooperative Acceptance Testing charges will apply when the customer requests tests which are not required to meet the transmission performance parameters as set forth in the GTE Technical Interface Reference Manual.</p>	
b. Nonscheduled Testing	
<p>When a customer provides a technician at its customer designated location or at the end user premises, with suitable test equipment to perform the required tests, the Telephone Company will provide a technician at its office (cooperative testing) for the purpose of conducting Nonscheduled Testing (NST). Nonscheduled testing may consist of any test (e.g., loss, noise, slope, envelope delay, etc.) which the customer may request. If such testing indicates trouble in Telephone Company facilities, then the customer will not be charged. NST charges will apply if the trouble is in the facilities of the customer. At the customer's request, the Telephone Company will provide a technician at the customer designated location or at the end user premises (manual testing). The labor charges as set forth in <i>VII.B.7.</i> preceding will apply to Nonscheduled Testing at the appropriate Basic, Overtime, or Premium rate.</p>	
c. Obligation of the Customer	
<p>When the customer the customer shall make the facilities to be tested available to the Telephone Company at times mutually agreed upon.</p>	
3. <i>Rates and Charges</i>	
a. Automatic Scheduled Testing	
<p>Basic Offering to First Point of Switching Per Transmission Path, Per Month</p>	
<u>Jurisdiction</u>	<u>Rate</u>
Idaho	.45
Oregon	.45
Washington	.45

## VII. MISCELLANEOUS SERVICES (Continued)

b. Additional Cooperative Scheduled Testing		
	Basic Offering to First Point of Switching Per Transmission Path, Per Month	
<u>Jurisdiction</u>	<u>Rate</u>	
Idaho	1.69	
Oregon	1.69	
Washington	1.69	
	Basic Offering to First Point of Switching Per Transmission Path, Per Month	
<u>Jurisdiction</u>	<u>Rate</u>	
Idaho	.72	
Oregon	.72	
Washington	.72	
c. Additional Manual Scheduled Testing		
	Basic Offering to First Point of Switching Per Transmission Path, Per Month	
<u>Jurisdiction</u>	<u>Rate</u>	
Idaho	3.37	
Oregon	3.37	
Washington	3.37	
	Basic Offering to First Point of Switching Per Transmission Path, Per Month	
<u>Jurisdiction</u>	<u>Rate</u>	
Idaho	1.43	
Oregon	1.43	
Washington	1.43	
G. <u>End User/Agent Lists</u>		
1. <i>(Reserved for Future Use)</i>		
2. <i>(Reserved for Future Use)</i>		
3. <i>Snapshot List</i>		
The Snapshot List is a summary of selected end user and agent information for specific IC which resides in the Telephone Company customer data base. The snapshot List will be provided by electronic transmission at rates provided in VII.G.5.b.. Foreign listings, PBX stations, CU centrex stations and numbers not in service will not be provided.		
The Snapshot List will be provided to the IC no later than thirty (30) days after receipt of the order. The nonrecurring charge for the Snapshot List applies per state per order.		

## VII. MISCELLANEOUS SERVICES (Continued)

The purpose, liability and objectives associated with the provision of the Snapshot List is as follows:		
a. The IC agrees to use the Snapshot List for the purpose of either contacting potential customers/agents, or existing customers/agents, regarding interexchange telecommunications services available through equal access to be obtained from the Telephone Company or for the purpose of updating IC customer/agent account information. The IC agrees not to sell, or reproduce in any manner, in whole or in part, the lists or permit such to be done.		
b. The IC shall indemnify, protect and save harmless the Telephone Company from and against any and all loss, liability, damages and expense arising out of any demand, claim, suit or judgment for damages which may arise out of the Telephone Company's supplying of listing information, services or records.		
c. The Telephone Company and the IC agree that the mutual objective of the parties is to conduct their respective businesses to avoid confusion by the end users and agents as to the separate and independent identity of the respective companies and their services. Neither the Telephone Company nor the IC shall make any representation to end users, the public, prospective advertisers, expressed or implied, written or oral, which would imply that the IC is the same as, a part of, or associated with the Telephone Company.		
d. This service may be terminated by either the Telephone Company or the IC upon thirty (30) days' written notice or as specified in III.A.8.. The Telephone Company reserves the right to terminate this service immediately upon written notice if the IC misuses the list information. Performance by the Telephone Company shall be excused in the event of strike, riot, act of God or any other cause beyond the reasonable control of the Telephone Company.		
4. (Reserved for Future Use)		
5. Rates and Charges		
a. (Reserved for Future Use)		
b. Snapshot List		
Jurisdiction	Nonrecurring Charge Per State Per Order	Snapshot Listing Per Listing <sup>101</sup>
Idaho	75.00	.05
Oregon	75.00	.05
Washington	75.00	.05

<sup>101</sup> For the purpose of the Snapshot list, a listing is defined as an end user or agent record eligible for a Predesignated Interexchange Carrier Selection.

## VII. MISCELLANEOUS SERVICES (Continued)

### H. Billing Name and Address Services (BNAS)

The Telephone Company will, upon request, provide Billing Name and Address Services (BNAS) to a Telecommunications Service Provider (customer), or its authorized billing and collection agent. Telecommunications Service Providers include interexchange carriers, operator service providers, enhanced service providers, and any other provider of interstate telecommunications services. There are two (2) BNAS offerings available pursuant to this tariff: Per Call/Periodic BNA and Data Gathering Service (DGS).

#### 1. Per Call/Periodic BNA and Data Gathering Service

Per Call/Periodic BNA is the billing name and address information and Data Gathering is the billing telephone number, name, address and associated working telephone number information for customer provided ten (10) digit end user telephone numbers required by the Telecommunications Service Provider customer to bill for calls placed within a specific time period. Per Call/Periodic BNA and DGS are offered subject to the conditions set forth in the following:

- a. A standard format for the receipt and provision of telephone number and billing name and address information will be established by the Telephone Company. Charges for each Per Call/Periodic BNA searched for and found or searched for and not found will be billed at rates in VII.H.3.a.. Charges for each record accessed for DGS are set forth under VII.H.3.b.. Per Call/Periodic BNA and DGS will be provided via magnetic tape, electronic transmission, or paper format, at the option of the customer, at rates in VII.H.3.. The processing fee will be applied on a per state basis, once per calendar year for BNAS processing done within that calendar year.
- b. The customer must order Per Call/Periodic BNA or DGS and provide test data tape at least thirty (30) days prior to delivery of the first customer order.
- c. The frequency for receipt of the customer provided orders for Per Call/Periodic BNA or DGS will be no more than twice monthly and at intervals mutually agreed upon between the Telephone Company and the customer. The customer provided end user telephone numbers will be programmed by the Telephone Company with the proper end user's billing name and address contained in the Telephone Company's file at that time.
- d. Per Call/Periodic BNA and DGS information for non-listed/nonpublished end user telephone numbers will be provided unless the non-listed/nonpublished end user provides notice of non-consent to the Telephone Company of non-consent to the release of the BNA/DGS data. Within thirty (30) days of receipt of such notice, the Telephone Company will discontinue disclosure of the non-listed/nonpublished BNA/DGS data.
- e. For other than electronic transmission, the output records will be sent to the customer via first class U. S. Mail. The output records will normally be made available for mailing ten (10) workdays after receipt of the customer order or at an interval mutually agreed upon. Availability may be delayed in case of input errors in the customer provided order.
- f. The customer may request data be transmitted. Data transmission charges will be determined on an ICB. Data transmission hardware and software specifications will be mutually agreed upon by the Telephone Company and the customer.

## VII. MISCELLANEOUS SERVICES (Continued)

g. Per Call/Periodic BNA and DGS detail will not be retained by the Telephone Company longer than forty-five (45) days. If the customer requests that the output be made available on a second occasion, such request must occur within thirty (30) days from the date the first was made.				
h. Any customer, provided Per Call/Periodic BNA or DGS pursuant to this tariff, agrees to abide by all applicable rules, decisions, orders, statutes and laws concerning the disclosure of published and nonpublished telephone numbers, and further agrees to use the information contained therein only for the purpose of billing for services provided to their end users.				
i. In no case shall any customer or authorized billing and collection agent of a customer disclose the billing name and address information of any subscriber to any third party, except that a customer may disclose BNA/DGS information to its authorized billing and collection agent or to governmental law enforcement agencies.				
j. Conditions regarding refusal or discontinuance of this service are set forth in <i>III.A.8.</i>				
2. <i>(Reserved for Future Use)</i>				
3. <i>Rates and Charges</i>				
a. Per Call/Periodic BNA				
				<u>Processing Fee<sup>102</sup></u>
				Paper Report, Electronic Transmission, or Magnetic Tape/ Each State
<u>Jurisdiction</u>	<u>Billing Name and Address Found/Each</u>	<u>Billing Name and Address Not Found/Each</u>		
Idaho	.14	.14		50.00
Oregon	.14	.14		50.00
Washington	.14	.14		50.00

<sup>102</sup> Applies once per calendar year for BNA processing done within that calendar year.



## VII. MISCELLANEOUS SERVICES (Continued)

b. Data Gathering Service			
		<u>Processing Fee<sup>103</sup></u>	
		Paper Report, Electronic Transmission, or Magnetic Tape/ <u>Each State</u>	
<u>Jurisdiction</u>	<u>Per Record Accessed</u>		
Idaho	.18	75.00	
Oregon	.18	75.00	
Washington	.18	75.00	
I. <u>Denial/Restoral Service</u>			
The Telephone Company will, upon request, provide Denial/Restoral service to ICs for those end users that have designated the IC as their primary interexchange carrier. Conditions regarding refusal or discontinuance of Denial/Restoral service are set forth in <i>III.A.8.</i>			
1. Denial/Restoral service provides for Telephone Company notification to an IC that an end user's local exchange service has been temporarily suspended due to non-payment of the end user's local exchange service. Subsequently, the Telephone Company will provide notification to the IC if the end user's service has been restored from temporary suspension.			
2. Notification shall be provided via the Customer Account Record Exchange electronic interface.			
3. The IC agrees to abide by all applicable rules, decisions, orders, statues and laws concerning the disclosure of published and nonpublished telephone numbers, and further agrees to use the information provided by Denial/Restoral service only for the purposes of billing services provided to their end users.			
4. A charge in 5. will apply to the IC for each notification per end user local telephone exchange service number provided to the IC.			
5. Denial/Restoral Service - Per telephone number provided			\$ .10

<sup>103</sup> Applies once per calendar year for BNA processing done within that calendar year.

## VII. MISCELLANEOUS SERVICES (Continued)

<p><b>J. <u>International Blocking Service</u></b></p> <p>The Telephone Company, upon request, will provide end office blocking of only end user direct dialed 001+ and 101XXXX+011+ calls from an end user's location. This optional service is offered on a per line basis where facilities permit and is available for use with local exchange service offered in the Telephone Company's general or local exchange tariff.</p> <table> <tr> <td data-bbox="266 527 672 621">(GSEC) International Blocking, Service, Per line or trunk (all jurisdictions)</td> <td data-bbox="857 499 1105 621"><u>Nonrecurring Charge</u> (INTLBLK)  \$19.95</td> </tr> </table>	(GSEC) International Blocking, Service, Per line or trunk (all jurisdictions)	<u>Nonrecurring Charge</u> (INTLBLK)  \$19.95	
(GSEC) International Blocking, Service, Per line or trunk (all jurisdictions)	<u>Nonrecurring Charge</u> (INTLBLK)  \$19.95		
<p><b>K. <u>Service Access Code 900 Blocking</u></b></p> <p>Service Access Code 90 Blocking provides for the blocking of all calls originated to the 900 service access code. The service is provided upon request where facilities permit and is provided free of charge to customers for the first blocking request. For 900 blocking requests after the first request a nonrecurring charge is applicable per telephone number blocked. Customer requests to remove 900 blocking, i.e., to unblock the service must be in writing. There is no charge for unblocking.</p> <table> <tr> <td data-bbox="266 961 761 1024">Service Access Code 900 Blocking (per number blocked after the first request)</td> <td data-bbox="857 934 1105 1024"><u>Nonrecurring Charge</u>  \$5.00</td> </tr> </table>	Service Access Code 900 Blocking (per number blocked after the first request)	<u>Nonrecurring Charge</u>  \$5.00	
Service Access Code 900 Blocking (per number blocked after the first request)	<u>Nonrecurring Charge</u>  \$5.00		
<p><b>L. <u>Selective Class of Call Screening (SCOCS)</u></b></p> <p>1. Selective Class of Call Screening is an optional service available, where facilities permit, in Telephone Company electronic end offices. This service restricts outgoing 1+, 0+ and 0- calls placed over the Telephone Company's network, to only those calls which are charged to a number other than the originating number, i.e., collect, third number billed or Calling Card. Selective Class of Call Screening is available for use with line side General Exchange Tariff services that are provided for the provision of telecommunication services to transient members of the public at the rates shown in VII.M.2..</p>			
<p>The customer will specify, at the time of the order, the restriction or restrictions desired. The customer may specify any combination of the following to restrict the billing of outgoing toll calls to:</p> <ul style="list-style-type: none"> <li>- A Credit Card</li> <li>- A Third Number</li> <li>- Collect to the Called Number</li> </ul>			
<p>Option 1</p> <p>An outgoing 1+ call will not be permitted unless the end user makes arrangements to have the call billed to a called telephone number (Collect), a third number or a Calling Card account.</p>			

## VII. MISCELLANEOUS SERVICES (Continued)

Option 2			
An outgoing 0+ or 0- call will not be permitted unless the end user makes arrangements to have the call billed to a called telephone number (Collect), a third number or a Calling Card account.			
2. Rates and Charges			
<u>Jurisdiction</u>	Monthly Rate, Per Screening Option		
Idaho	.27		
Oregon	.28		
Washington	.29		
M. <u>Answer Supervision</u>			
1. Answer Supervision is the line side functionality that provides an electrical signal to the calling end of a switched telephone connection when the called line goes off-hook. Customer-Owned Pay Telephone (COPT) Answer Supervision will be provided for use with Public Telephone Access Service as specified in the Company's local/general exchange tariff to assist in determining when billing for a specific call should commence.			
2. Rates and Charges			
<u>Jurisdiction</u>	Monthly Recurring Rate Per Line		
Idaho	6.15		
Oregon	7.43		
Washington	6.34		
N. <u>Integrated Services Digital Network (ISDN) Line Port</u>			
1. End users subscribing to Integrated Services Digital Network-Basic Rate Interface (ISDN BRI) and Integrated Services Digital Network-Primary Rate Interface (ISDN PRI) will be assessed an ISDN Line Port Charge.			
When end user ISDN BRI or ISDN PRI is provided by a local service provider that resells local service (reseller), the reseller will be assessed the ISDN Line Port charge.			
2. Rates and Charges			
<u>Jurisdiction</u>	Monthly Rates Per ISDN BRI Arrangement	Monthly Rate, Per ISDN PRI Arrangement	
Idaho	4.55	10.00	
Oregon	1.25	10.00	
Washington	1.25	10.00	

## VII. MISCELLANEOUS SERVICES (Continued)

<b>O. <u>Service Provider Number Portability</u></b>								
<b>1. <i>Service Provider Number Portability Fee</i></b>								
<p>The Service Provider Number Portability (SPNP) Fee recovers the costs of implementing long-term number portability. The SPNP Fee shall be assessed to each end user in the one hundred (100) largest Metropolitan Statistical Areas (MSAs) and each end user served from a number-portability-capable wire center outside the one hundred (100) largest MSAs with the following exceptions:</p> <ul style="list-style-type: none"> <li>- Each PBX Trunk shall be assessed nine (9) monthly SPNP Fees as calculated below</li> <li>- Each ISDN PRI arrangement shall be assessed five (5) monthly SPNP Fees as calculated below</li> <li>- Lifeline customers shall not be assessed the SPNP Fee</li> </ul>								
<p>The SPNP Fee shall also be assessed to carriers that purchase Telephone Company unbundled switching ports and resellers of the Telephone Company's local service.</p>								
<p>The Telephone Company shall recover the SPNP Fee for a five (5) year period from the initial billing implementation date of March 10, 1999 with the following exception.</p> <table> <tr> <td>SPNP Monthly Rate <u>Per Line</u></td><td>SPNP Monthly Rate <u>Per PBS Trunk</u></td><td>SPNP Monthly Rate <u>Per ISDN PRI Arrangement</u></td></tr> <tr> <td>\$ .36</td><td>\$3.24</td><td>\$1.80</td></tr> </table>			SPNP Monthly Rate <u>Per Line</u>	SPNP Monthly Rate <u>Per PBS Trunk</u>	SPNP Monthly Rate <u>Per ISDN PRI Arrangement</u>	\$ .36	\$3.24	\$1.80
SPNP Monthly Rate <u>Per Line</u>	SPNP Monthly Rate <u>Per PBS Trunk</u>	SPNP Monthly Rate <u>Per ISDN PRI Arrangement</u>						
\$ .36	\$3.24	\$1.80						
<p><b>Wireless Service Provider Number Portability Fee:</b></p> <p>The Wireless Service Provider Number Portability (WSPNP) Fee recovers the costs of implementing long-term number portability. The WSPNP Fee shall be assessed to each end user in the one hundred (100) largest Metropolitan Statistical Areas (MSAs) and each end user served from a number-portability-capable wire center outside the one hundred (100) largest MSAs with the following exceptions:</p> <ul style="list-style-type: none"> <li>- Each PBX Trunk shall be assessed nine (9) monthly WSPNP Fees as calculated below</li> <li>- Each ISDN PRI arrangement shall be assessed five (5) monthly WSPNP Fees as calculated below</li> <li>- Lifeline customers shall not be assessed the WSPNP Fee</li> </ul>								
<p>The WSPNP Fee shall also be assessed to carriers that purchase Telephone Company unbundled switching ports and resellers of the Telephone Company's local service.</p>								
<p>The Telephone Company shall recover the WSPNP Fee for a six (6) month period from the initial billing implementation date of September 1, 2004, and an end date of February 28, 2005.</p> <table> <tr> <td>WSPNP Monthly Rate <u>Per Line</u></td><td>WSPNP Monthly Rate <u>Per PBX Trunk</u></td><td>WSPNP Monthly Rate <u>Per ISDN PRI Arrangement</u></td></tr> <tr> <td>\$0.21</td><td>\$1.89</td><td>\$1.05</td></tr> </table>			WSPNP Monthly Rate <u>Per Line</u>	WSPNP Monthly Rate <u>Per PBX Trunk</u>	WSPNP Monthly Rate <u>Per ISDN PRI Arrangement</u>	\$0.21	\$1.89	\$1.05
WSPNP Monthly Rate <u>Per Line</u>	WSPNP Monthly Rate <u>Per PBX Trunk</u>	WSPNP Monthly Rate <u>Per ISDN PRI Arrangement</u>						
\$0.21	\$1.89	\$1.05						

## VII. MISCELLANEOUS SERVICES (Continued)

<p><b>2. Service Provider Number Portability (SPNP) General Description</b></p> <p>SPNP allows, where facilities permit: 1.) a local exchange telephone service customer to maintain the same Directory Number (DN) when changing from one telecommunications service provider to another while remaining at the same location; and 2.) callers to complete calls to numbers that have been ported.</p>	
<p><b>3. SPNP Query Service Description</b></p> <p>SPNP is an advanced intelligent network capability which utilizes the common channel signaling network to query a database to secure network routing instructions before completion of a call. This database contains the Location Routing Number (LRN) that identifies the switch of the Local Service Provider (LSP) that serves a customer with a ported DN. The LRN is used to direct the call to the correct network switching element for completion to the end user customer. Where more than one network is involved in completing the call, the network prior to the termination (i.e., the N-1 Network) is normally responsible for querying a SPNP database to secure the LRN which is then used in routing the call.</p>	
<p>Where the N-1 carrier does not perform a database query, and forwards a call to a switch in the Telephone Company's network for a NXX designated as a number portable code in the National Exchange Carrier Association Inc. F.C.C. No. 4, the Telephone Company will perform a query for the N-1 carrier and bill that N-1 carrier a SPNP Query charge, as shown in Section VII.O.4. following.</p>	
<p>When the Telephone Company is the first point of switching for terminating traffic to another local exchange carrier (e.g., a Telephone Company tandem switch), the Telephone Company will perform the query on behalf of the N-1 carrier and bill the N-1 carrier a SPNP Query charge, as shown in Section VII.O.4. following.</p>	
<p>The SPNP Query is available through the telephone companies network at a tandem or end office.</p>	
<p>When a Telephone Company tandem switch performs the query on behalf of the N-1 carrier, an SPNP Query-Tandem charge is applied whenever the call is to an NXX from which a DN has been ported.</p>	
<p>When a Telephone Company end office switch performs the query on behalf of the N-1 carrier, an SPNP Query-End Office charge will apply when the called DN has ported out of the Telephone Company switch.</p>	
<p><b>4. Rate Regulations</b></p> <p>The rates and charges associated with SPNP which are "query" based will be billed monthly, based on recorded usage. For billing purposes, each month is considered to have thirty (30) days.</p>	

## VII. MISCELLANEOUS SERVICES (Continued)

<p>The SPNP Query rate element provides for the identification of the LRN information associated with the directory number including transport of the query to and from the database. This charge is assessed at either a Tandem or End Office rate depending on where the query was launched.</p> <p>(a) SPNP Query – Tandem Query Charges are assessed to each non-queried call delivered at the Telephone Company Tandem to numbers in NXXs from which a DN has ported. This charge is also assessed when the N-1 carrier delivers calls to other LECs through a Telephone Company Tandem.</p>							
<p>(b) SPNP Query – End Office Query Charges are assessed to each non-queried call to a directory number that has been ported out of a Telephone Company end office switch, and the end office switch performs the query.</p>							
<p><b>5. Rates and Charges</b></p> <table> <tr> <td><u>SPNP Query:</u></td><td><u>Rate Per Query</u></td></tr> <tr> <td>Tandem Query Charge</td><td>\$.000926</td></tr> <tr> <td>End Office Query Charge</td><td>.000926</td></tr> </table>		<u>SPNP Query:</u>	<u>Rate Per Query</u>	Tandem Query Charge	\$.000926	End Office Query Charge	.000926
<u>SPNP Query:</u>	<u>Rate Per Query</u>						
Tandem Query Charge	\$.000926						
End Office Query Charge	.000926						
<p><b>P. Payphone-Specific Coding Digits</b></p> <p>The Telephone Company will equip local exchange telephone lines ordered by Payphone Service Providers (PSPs) from the Telephone Company's general and/or local exchange tariff with the capability to transmit three (3) payphone specific coding digits. The digits which will be transmitted to the Interexchange Carrier are: twenty-seven (27) for pay telephones requiring central office supervision, twenty-nine (29) for prison/inmate pay telephones, and seventy (70) for pay telephones not requiring central office supervision. These digits will be transmitted via Flexible Automatic Number Identification (Flex ANI) to Interexchange Carriers who have trunks equipped with the Flex ANI optional feature as described in Section V.. The Interexchange Carriers will use this information to compensate the PSPs for subscriber 800 series calls, dial-around access code calls (e.g., 101XXXX) and any other calls placed from pay telephones and deemed compensable by the FCC.</p>							
<p>The Telephone Company will apply a monthly Payphone-Specific Coding Digits Service charge to each pay telephone service line. This charge recovers the initial costs of deploying the Flex ANI capability and will be assessed for a thirty-six (36) month period beginning in September 1, 1999.</p> <table> <tr> <td></td><td><u>Monthly Rate</u></td></tr> <tr> <td>GSEC</td><td>(19540)</td></tr> <tr> <td>Payphone-Specific Coding Digits Service Charge</td><td>\$2.23</td></tr> </table>			<u>Monthly Rate</u>	GSEC	(19540)	Payphone-Specific Coding Digits Service Charge	\$2.23
	<u>Monthly Rate</u>						
GSEC	(19540)						
Payphone-Specific Coding Digits Service Charge	\$2.23						

## VII. MISCELLANEOUS SERVICES (Continued)

<b>Q. <u>DS1 Span Power</u></b>		
When DS1 Service, provided over metallic facilities, is connected to customer-provided optical high voltage protection equipment, the Telephone Company will provide upon request, DS1 span power from the CO to the CPE electrical-to-optical converter, at the point of termination.		
Telephone Company provided DS1 Span Power	<u>NRC</u> \$340.00	<u>MRC</u> \$71.00

<b>R. <u>Federal Universal Service Fund Surcharge</u></b>	
The Federal Universal Service Fund (FUSF) Surcharge recovers the Telephone Company's contributions to the Universal Service Support Mechanisms. Customers may certify exemption from FUSF Surcharges at the ACNA level or at the BAN level. Certification at the ACNA level will exempt all BANs under that ACNA. Certification at the BAN level will exempt only the specified BANs.	
The FUSF Surcharge is a percentage surcharge applied to the interstate charges which give rise to the Telephone Company's obligation. These charges include the End User FIA Common Line Charge as set forth in Section XIV.K. following; the Presubscribed Interexchange Carrier Charge as set forth in Section XIII.D.5.b. following; ISDN Line Port Charges as set forth in Section VII.N. preceding; the Charge for Changing Primary Interexchange Carrier as set forth in VII.E.13. preceding; interstate Special Access Service; and any other interstate service that gives rise to the Telephone Company's obligation to contribute to Universal Service Support Mechanisms.	
<b>1. <i>Application of FUSF Surcharge to End User FIA Common Line Charges</i></b>	
Customers assessed an End User FIA Common Line Charge specified in Section XIV.K. following will be assessed an FUSF Surcharge as set forth following. The FUSF Surcharge will be determined by multiplying the FUSF Surcharge Factor by the End User FIA Common Line Charge. FUSF Surcharges will be billed to the associated end user or reseller of the local exchange services, with the exception of those customers who participate in the Lifeline Assistance Program.	

## VII. MISCELLANEOUS SERVICES

<p><b>2. Application of FUSF Surcharge to Other Charges</b></p> <p>Customers assessed Presubscribed Interexchange Carrier Charges, ISDN Line Port Charges, Charge for Changing Primary Interexchange Carrier, charges for interstate Special Access Service, and any interstate charges not listed above which give rise to the Telephone Company's obligation to contribute to the Universal Support Mechanisms will be assessed the FUSF Surcharge on such charges as set forth following. Customers who participate in the Lifeline Assistance Program are not exempt from this Surcharge on services other than the Subscriber Line Charge. The FUSF Surcharge will be determined by multiplying the FUSF Surcharge Factor by the applicable charges.</p>	
<p><b>3. FUSF Surcharge</b></p> <p>Surcharge applied to interstate charges                      29.0%</p>	(R)
<p><b>S. <u>Incidental InterLATA Call Management Signaling Service</u></b></p> <p><b>1. General</b></p> <p>Call Management Signaling Service ("Service" or "CMSS") provides a customer with terminating detail information and with the capability to provide instructions back to the Telephone Company regarding the forwarding or other disposition of calls terminating or attempting to terminate at the customer's end user's telephone number. The Telephone Company will deliver this service over a secure IP (Internet Protocol) network connection using standard XML-based formatted data.</p>	
<p>In every instance that a call attempts to terminate at a Telephone Company end office to a customer's end user's telephone line provisioned with the Service, The Telephone Company will provide the customer with signaling information describing the attempted call termination and terminating detail for the call (collectively "Terminating Detail"). All Terminating Detail will be provided to a Telephone Company interface server and then made available to customers through a secure IP network connection using an XML-based data format.</p>	
<p>In every instance that a customer is provided with Terminating Detail for a call, the customer will be required to respond with a valid response ("Response") within eighteen (18) seconds, as further described in the Technical Memorandum documentation referenced in the front of this tariff under Reference to Technical Publications (Technical Memorandum for Incidental InterLATA Call Management Signaling Service associated with the Telephone Company FCC Short Term Notice of Network Change dated March 2007). Valid Responses include an instruction for the Telephone Company to forward the call to a different domestic telephone number, to block the call or to permit the call to terminate to the customer's end user's line.</p>	
<p>In the event no Response is received within eighteen (18) seconds, the Telephone Company will proceed with terminating the call to the customer's end user's line. Responses to the Telephone Company from the customer are received through a secure IP network connection and in an XML-based data format.</p>	



## VII. MISCELLANEOUS SERVICES

<p><b>2. Service Availability</b></p> <p>Call Management Signaling Service will be provided where technical capability exists on the customer's end-user lines that originate from a Telephone Company end office, in the Service Areas listed below, equipped with Advanced Intelligent Network (AIN) capability. The AIN capability information can be found in the NECA Tariff FCC No. 4.</p> <p>Oregon Idaho Washington</p>	
<p><b>3. Responsibilities of the Customer</b></p> <p>The customer must notify its end users to provide the Telephone Company with authorization for each line, on a per-line basis, for which the customer is seeking to receive an end user customer's Terminating Detail information. Customer's end users must provide authorization by accessing a Telephone Company Internet web site. The Telephone Company will reject a customer's request for Call Management Signaling Service if authorization from customer's end-user has not been provided prior to receipt of an order. The customer must also provide notification of each of its end-user's lines for which it requests Terminating Detail.</p>	
<p>In order to use the Call Management Signaling Service, the customer will be required to have computer server equipment to exchange data in XML format over a secure IP network connection, to obtain a secure IP network connection from the customer's location and to comply with the Telephone Company's security/network integrity and data exchange requirements. Detailed information about the XML-based data interchange, such as data fields and valid values can be found in the Technical Memorandum for Incidental InterLATA Call Management Signaling Service associated with the Telephone Company FCC Short Term Notice of Network Change referenced in the front of this tariff under Reference to Technical Publications. To use this Service, the Customer must procure either a secure IP network connection using the Internet or a secure dedicated IP network connection. Either option selected must support Secure Socket Layer (SSL) communication, using 128-bit encryption, and the customer's server must be equipped with a valid SSL certificate for authentication. Customers will be required to complete interoperability/network integrity testing, and to submit to a security review by the Telephone Company, prior to turn up. The Telephone Company may implement transaction management procedures when experiencing excessive volume traffic or other adverse conditions. Additional details about the Telephone Company's security/network integrity requirements can be found in the Technical Memorandum referenced in the front of this tariff under Reference to Technical Publications, Technical Memorandum for Incidental InterLATA Call Management Signaling Service associated with the Verizon FCC Short Term Notice of Network Change, March 2007.</p>	
<p><b>4. Date Regulations</b></p> <p>Charges for Call Management Signaling Service are applied on a per call signal basis which describes the Terminating Detail for calls terminating or attempting to terminate at the customer's end user's telephone number.</p>	

## VII. MISCELLANEOUS SERVICES (Continued)

A customer must attain a minimum volume of at least one million (1,000,000) call signals per month on a combined basis from all of its end-user customers located in the Telephone Company's operating territories as set forth in this tariff and in Tariff FCC Nos. 4 and 5. For any month that the minimum monthly usage is not attained, a customer will be billed for a minimum of one million (1,000,000) call signals. The minimum signal volume requirements will be waived during a ramp-up period beginning with the earliest subscription date from this tariff or FCC 4, or 5, and ending at the close of the twelfth (12) monthly billing period following the earliest subscription date.	
<b>5. <i>Rates and Charges</i></b>	
Per Call Signal	\$ .014

## VIII. SPECIALIZED FIA OR ARRANGEMENTS

<p><b>A. <u>General</u></b></p> <p>Specialized FIA or Arrangements may be provided by the Telephone Company, at the request of a customer, on an Individual Case Basis (ICB) if such FIA or arrangements meet the following criteria:</p> <ul style="list-style-type: none"><li>- The requested FIA or arrangements are not offered under other sections of this tariff.</li></ul>	
<ul style="list-style-type: none"><li>- The facilities utilized to provide the requested FIA or arrangements are of a type normally used by the Telephone Company in furnishing its other services.</li></ul>	
<ul style="list-style-type: none"><li>- The requested FIA or arrangements are provided within a Market Area.</li></ul>	
<ul style="list-style-type: none"><li>- The requested FIA or arrangements are compatible with other Telephone Company services, facilities, and its engineering and maintenance practices.</li></ul>	
<p>This offering is subject to the availability of the necessary Telephone Company personnel and capital resources.</p>	
<p><b>B. <u>Rates and Charges</u></b></p> <p>Rates and charges and additional regulations, if applicable, for Specialized FIA or Arrangements are filed following:</p>	

## IX. ANCILLARY SERVICES

<p><b>A. <u>General</u></b></p> <p>Directory Assistance Service/Preferred Directory Assistance Service:</p> <p>The Telephone Company will provide Directory Assistance Service/Preferred Directory Assistance Service to a customer from Directory Assistance Service locations.</p>	
<p>Regulations, rates and charges as follow apply to Directory Assistance Service/Preferred Directory Assistance Service and shall not serve as a substitute for customer tariff offerings of services to end users. The provision of such Directory Assistance Service/Preferred Directory Assistance Service by the Telephone Company as set forth following does not constitute a joint undertaking with the customer for the furnishing of any service.</p>	
<p>The Telephone Company's undertaking to provide Directory Assistance Service/Preferred Directory Assistance Service is made only in conjunction with interstate services. The facilities offered for connection to Preferred Directory Assistance may be Switched Access or Special Access, at the customer's option.</p>	
<p>The regulations, rates and charges contained herein are in addition to the applicable regulations, rates and charges specified in other sections of this tariff and in other tariffs of the Telephone Company which are referenced herein.</p>	
<p>For Switched Access connections to the Directory Assistance Service/Preferred Directory Assistance location, the rates as set forth in Section V. apply. Switched Access connections to Directory Assistance service locations shall require the use of Switched Access Entrance Facilities and Direct-Trunked Transport. Switched Access Entrance Facilities provide the facilities and necessary interface between the customer's CDL and the serving wire center. Switched Access Direct-Trunked Transport provides the interoffice facilities between the serving wire center and the Directory Assistance service location. In addition to Directory Assistance rates described in this section, Entrance Facility and Direct-Trunked Transport rates are applied as described in Section V.E.2.h.(2)(d) and V.E.2.h.(2)(e).</p>	
<p>For Special Access connections to Preferred Directory Assistance, the rates set forth under Section VI. will apply. Switched Access rate elements will not apply.</p>	
<p><b>B. <u>Description of Service</u></b></p> <p>Directory Assistance Service provides access to Directory Assistance Service locations, use of Directory Assistance Service equipment, and use of Directory Assistance operators. This function consists of Directory Assistance Service to a customer to enable end users to obtain local telephone numbers maintained by the Telephone Company.</p>	

## IX. ANCILLARY SERVICES (Continued)

<p>Preferred Directory Assistance provides Directory Assistance to a customer to enable their end users to obtain local published telephone numbers in designated NPAs served by the Telephone Company. Complete directory listings for each NPA include those customers served by the Telephone Company and those served by other local exchange companies. Preferred Directory Assistance service incorporates the following characteristics:</p> <p>1. The carrier must presubscribe to all NPAs indicated per jurisdiction.</p> <table border="0"> <tr> <td><u>Jurisdiction</u></td> <td><u>NPAs Presubscribed</u></td> </tr> <tr> <td>Idaho</td> <td>208</td> </tr> <tr> <td>Oregon</td> <td>503, 541</td> </tr> <tr> <td>Washington</td> <td>206, 253, 360, 425, 509</td> </tr> </table>	<u>Jurisdiction</u>	<u>NPAs Presubscribed</u>	Idaho	208	Oregon	503, 541	Washington	206, 253, 360, 425, 509	
<u>Jurisdiction</u>	<u>NPAs Presubscribed</u>								
Idaho	208								
Oregon	503, 541								
Washington	206, 253, 360, 425, 509								
<p>2. Requires long term customer commitment over which the per call rate will not change: customer selects one of two (2) minimum periods:</p> <p>24 months 36 months</p>									
<p>3. Call Branding is provided. Branding content will be mutually agreed upon by the Telephone Company and the customer.</p>									
<p><b>C. <u>Regulations</u></b></p> <p>1. <i>Undertaking of the Telephone Company</i></p> <p>Discontinued and Refusal of Directory Assistance Service/Preferred Directory Assistance Service:</p> <p>a. If the customer fails to comply with the provisions of this tariff, including any payments to be made by it on the dates or at the times herein specified, and fails within thirty (30) days after written notice via certified mail from the Telephone Company to an officer of the customer requesting payment for such noncompliance, the Telephone Company may discontinue the provision of the Directory Assistance Service/Preferred Directory Assistance Service. In case of such discontinuance, all applicable charges shall immediately become due.</p> <p>b. If the customer repeatedly fails to comply with the provisions of this tariff in connection with the provision of Directory Assistance Service/Preferred Directory Assistance Service and fails to correct such course of action after notice as set forth in <i>a.</i> preceding, the Telephone Company may refuse applications for additional Directory Assistance Service/Preferred Directory Assistance Service.</p>									

## IX. ANCILLARY SERVICES (Continued)

<b>2. Obligations of the Customer</b>	
Request for Service:	
a. Directory Assistance Service will be offered for a minimum period of six (6) months. Three (3) months prior to the end of the minimum period, or subsequent extension, the customer shall notify the Telephone Company, in writing, if the service is to be discontinued. If no notice is received from the customer, the Telephone Company shall assume that the service is extended for another six (6) months.	
b. Preferred Directory Assistance Service will be offered for a minimum period of twenty-four (24) months. The customer also has the option of choosing a thirty-six (36) month period. Three (3) months prior to the end of the selected period, the customer shall notify the Telephone Company, in writing, if the service is to be discontinued. If no notice is received from the customer, the Telephone Company shall assume that the service is extended for the same initially selected period at the current tariff rate.	
c. ASR Requirements	
When Directory Assistance Service/Preferred Directory Assistance Service is ordered, the customer shall furnish the Telephone Company, for each state, for each NPA, and for each month in the order period, an estimate of the number of calls (call capacity) to be billed. At a minimum, the customer is required to revise this estimate semi-annually. More frequent revisions of the estimates may be submitted, however, no more than once per month.	
When Directory Assistance Service/Preferred Directory Assistance Service is ordered in the state of California, the standard facility interface arrangement for accessing these services is DS1 as set forth in Section VI. preceding.	
<b>3. Payment Arrangements</b>	
a. Minimum Charges	
After service has been provided for a period of three (3) months the customer is subject to minimum monthly charges if in any month within the period ordered the actual call volumes are:	
- less than seventy-five percent (75%) of any one of the previous months' actual calls in the period ordered, or	
- less than seventy-five percent (75%) of the highest forecast in the period ordered, whichever is higher.	
Applicability of minimum charges shall be made by comparing the actual call volumes to either the forecasted volumes or the previous months' actual call volumes, whichever is higher.	

## IX. ANCILLARY SERVICES (Continued)

<p>The minimum monthly charge is computed using the difference between the actual call volume for a month and the calculated minimum (i.e., 75% of the highest forecast or 75% of any previous months' actual), multiplied by the appropriate Directory Assistance Service/Preferred Directory Assistance Service Charge, and then multiplied by 0.5.</p>	
<p>b. Minimum Period Disconnect Charges</p> <p>(1) If service is discontinued prior to the end of six (6) months when Directory Assistance Service is ordered, then the customer shall be obligated to pay the Telephone Company non-recoverable costs, less the net salvage value for any equipment and material provided or used, for the discontinued service. Such charges will be tarified as they occur.</p>	
<p>(2) If after subscription to Preferred Directory Assistance Service the customer cancels any portion of this service his rate will revert to the standard Directory Assistance call rate. In addition, the customer will be subject to a cancellation charge equal to the difference between the Preferred Directory Assistance charges and the standard Directory Assistance charges for the period the customer was being charged the Preferred Directory Assistance Service rate.</p>	
<p><b>D. Rate Regulations</b></p> <p>Directory Assistance Service/Preferred Directory Assistance Service:</p> <ol style="list-style-type: none"> <li>1. The Telephone Company Directory Assistance/Preferred Directory Assistance operator, when furnished a name, will provide or attempt to provide the telephone number listed in the Telephone Company Directory Assistance records associated with the name given. The Telephone Company's contact with the end user shall be limited to such contact necessary to process an end user's request for a telephone number.</li> <li>2. A maximum of two (2) requests for telephone numbers will be processed per access to the Directory Assistance/Preferred Directory Assistance operator.</li> <li>3. A telephone number which is not listed in Directory Assistance records will not be available to the end user.</li> <li>4. The Telephone Company reserves the right to determine from which Directory Assistance Service location the service will be provided.</li> <li>5. In the event that a telephone number is not listed in the Directory Assistance records and no number is provided, no credit applies for the call to the Directory Assistance/Preferred Directory Assistance operator.</li> </ol> <p>The customer will receive credit allowances on Directory Assistance Service/Preferred Directory Assistance charges for FIA interruptions as set forth in <i>III.D.4.</i>.</p>	

## IX. ANCILLARY SERVICES (Continued)

<p>6. The Directory Assistance/Preferred Directory Assistance per call charge, as set forth in IX.E., applies for each call to a Directory Assistance service location. A chargeable call is one which has been answered by or forwarded to a Directory Assistance/Preferred Directory Assistance operator. The charge applies whether or not the Directory Assistance/Preferred Directory Assistance operator provides the requested telephone number. The number of calls answered or forwarded to Directory Assistance/Preferred Directory Assistance operators will be accumulated by the Telephone Company measuring equipment.</p>			
<p>7. In the event of a rate increase, the customer rate will be sustained for the agreed upon period (twenty-four (24) months or thirty-six (36) months) as listed in IX.F..</p>			
<p>In the event of a rate decrease, the customer may select one (1) of the following options:</p>			
<p>a. remain at his/her existing rate until his/her minimum period expires, or</p>			
<p>b. exit the agreed upon minimum period and select the new rate. If the customer selects this option, a new minimum period will begin on the date of the rate decrease selection made by the customer.</p>			
<p>E. <u>Rates and Charges</u></p>			
	Directory Assistance Service	Preferred Directory Assistance Service	
	<u>Per Call Rate</u>	<u>Per Call Rate</u>	
<u>Jurisdiction</u>		<u>24 Month</u>	<u>36 Month</u>
Idaho	.2550	.2490	.2443
Oregon	.2923	.2854	.2100
Washington	.2892	.2824	.2100
<p>F. <u>Preferred Directory Assistance Service Rates and Effective Dates</u> – (Grandfathered Rates)</p>			
	Effective	24 Month	36 Month
	<u>Dates</u>	<u>Rate During</u>	<u>Rate During</u>
<u>From</u>	<u>To</u>	<u>Effective Dates</u>	<u>Effective Dates</u>
07/01/90	06/30/92	\$.2230	N/A
02/01/90	01/31/93	N/A	\$.2200



## IX. ANCILLARY SERVICES (Continued)

### G. Operator Services

Operator Services described in this Section will be provided to access customers as an optional feature in conjunction with Feature Group C (FGC), Feature Group D (FGD), BSA-C, or BSA-D Switched Access Services from designated Operator Services Switching locations in those LATAs where the Telephone Company has the capability to provide such services. Operator Services include Operator Transfer and Inward Operator Assistance functions which enable a customer to provide operator related services to their end users. A customer may order both Operator Transfer and Inward Operator Assistance Services or may order them individually.

#### 1. *General Description*

##### a. Operator Transfer Service

Operator Transfer Service is an originating service that provides call transfer of 0- (the digit 0 with no additional digits) interLATA calls to a participating customer as requested by the calling end user. Operator Transfer Service is provided when an end user dials "0" and is routed to the Telephone Company's operator and requests completion of an interLATA call. Operator Transfer Service provides for the routing of the call from the Telephone Company's Operator Services Switching Location to one customer designated location in the same LATA.

The Telephone Company operator will ask the end user to identify the customer to which they desire to be connected. The operator will then transfer the call to the designated customer.

If the end user has no preference, or the identified customer has not subscribed to Operator Transfer Service, the end user will be asked to select from a list of participating customers. The list of participating Operator Transfer Service customers will be updated monthly. The order in which participating customers will appear on the list will be initially determined by use of a random drawing. For each subsequent monthly update following the initial selection, the customer in the first position will be moved to the last position on the list. All other customers will be moved up one position. New Operator Transfer Service customers will be placed at the bottom of the list of participating customers pending the next monthly update.

##### b. Inward Operator Assistance Service

Inward Operator Assistance Service provides for operator assistance on inward calls received from a customer's operator. Three Inward Operator Assistance functions are provided as described below. Each call may include any combination of functions for the same telephone number. Only one telephone number per call will be handled by the operator.

(1) **Busy Line Verification** – The Telephone Company operator, at the request of the customer's operator, will determine the status of an exchange service line (e.g., conversation in progress) and report the status to the customer's operator. The Telephone Company operator will not complete the call after performing Busy Line Verification.

(2) **Busy Line Interrupt** – The Telephone Company operator will, at the request of the customer's operator, interrupt conversation on the line and inform the called party that an attempt to place a call to that line is being made. The Telephone Company operator will not complete the call after performing Interrupt.

## IX. ANCILLARY SERVICES (Continued)

(3) Operator Assistance – The Telephone Company operator will provide the customer's operator with assistance or information regarding service conditions.	
<b>2. Service Provisioning</b>	
a. The Telephone Company will provide Operator Transfer Service for calls originating from all end offices within the LATA served by a designated Operator Services Switching Location.	
The Telephone Company will provide Inward Operator Assistance Service for calls associated with exchange service lines in end offices served by the Operator Services Switching Location.	
A list of end offices served by the Operator Services Switching Location will be provided to the customer upon request.	
b. Operator Services will be provided over FGC, FGD, BSA-C, or BSA-D trunk groups, arranged for either one-way or two-way calling, from the Operator Services Switching Location to one customer designated location in the same LATA. Both Operator Transfer and Inward Operator Assistance traffic may be combined on the same trunk group.	
c. Switched Access used in conjunction with Operator Services will be provisioned in accordance with the technical specifications and requirements set forth in Section V. of this tariff.	
d. Designated Telephone Company Operator Services Switching Locations are identified in The National Exchange Carrier Association Tariff FCC No. 4. The designated locations will be in those LATAs in which the Telephone Company is able to provide Operator Services.	
<b>3. Rate Regulations</b>	
Where the Telephone Company has measurement capability for Operator Services per call charges, the Telephone Company will bill the actual usage measured on a per call basis. For Operator Transfer Service, FGC, FGD, BSA-C, and BSA-D access minutes will also be billed in addition to the per call charge.	
When measurement capability is not available, the customer shall furnish a forecast of the number of calls (call capacity) anticipated for each month of the succeeding year by type of call (i.e., Operator Transfer and Inward Operator Assistance calls) and by Operator Services Switching Location at the time the order is placed. For mixed intrastate and interstate services, the customer's estimate shall include the percent of interstate calls. At a minimum, the customer shall revise this forecast annually. More frequent revisions of the forecast may be submitted, however, no more than once per month.	

## IX. ANCILLARY SERVICES (Continued)

<p>Such estimates shall be used as a basis for billing the Operator Services per call charges until such time as the Telephone Company has actual measurement capability available. The customer shall maintain records supporting such estimates.</p> <p>a. Operator Transfer Service</p> <p>Operator Transfer Service Rate:</p> <p>The Operator Transfer Service Rate is assessed per 0- call transferred to a customer. A 0- call is considered transferred when the Telephone Company operator activates the transfer function sending the call to the designated customer.</p>		
<p>Switched Access Charges:</p> <p>FGC, FGD, BSA-C, or BSA-D Switched Access usage charges and Carrier Common Line Charges will also apply per minute of use for Operator Transfer Service.</p>		
<p>b. Inward Operator Assistance Service</p> <p>Inward Operator Assistance Service includes the functions of Busy Line Verification, Busy Line Interrupt and Operator Assistance. The Inward Operator Assistance rate applies on a per call basis. Each call may include any combination of functions for the same telephone number. A call is considered an Inward Operator Assistance call when the call is received at the Telephone Company's operator position.</p>		
<p>Switched Access Charges:</p> <p>FGC, FGD, BSA-C, or BSA-D Switched Access usage charges do not apply to Inward Operator Assistance Service.</p>		
<p>4. <i>Rates and Charges</i></p> <p>a. Operator Transfer Service</p>		
Per call transferred	<u>Rate</u> \$.35	
<p>b. Inward Operator Assistance Service</p>		
Per call, per Telephone Number	<u>Rate</u> \$.65	

## IX. ANCILLARY SERVICES (Continued)

<p><b>H. <u>Line Information Data Base (LIDB) Query Service</u></b></p> <p><b>1. <i>General</i></b></p> <p>Line Information Data Base (LIDB) Query Service, available to Operator Service Providers (OSPs), provides OSPs the ability to access billing validation data in conjunction with Common Channel Signaling System 7 (CCS7) Access service.</p>	
<p><b>2. <i>Description</i></b></p> <p>The Telephone Company's LIDB Query Service will contain a record for every working line number served by the Telephone Company. Other local exchange carriers who store their data in the Telephone Company's LIDB must provide this data as well. LIDB Query Service is offered by the Telephone Company to its customers to provide access to billing validation data, residing in Telephone Company data bases, for use with and in support of Alternate Billing services such as Calling Card, Collect Calls and Third Number Billing. Alternate Billing services provide customers' end users the ability to bill calls to an account not necessarily associated with the originating line. LIDB Query Service will allow customers to validate Telephone Company calling cards, to screen billing numbers for collect call and/or third number call acceptance, and to perform public telephone line number checks to prevent the alternate billing of calls to public telephones. The customer must subscribe to CCS7 Access service as described in Section V. in order to obtain access to the Telephone Company's LIDB. CCS7 Access Service for LIDB Query Service is available from any local or regional Telephone Company STP via the Telephone Company's CCS7 interconnection and transport service as shown in V.B.10.. The location of the Telephone Company's STP switches are indicated in NECA Tariff FCC No. 4.</p>	
<p>Customers subscribing to LIDB Query Service originate queries to the LIDB from an operator services system (OSS) identified by an originating point code (OPC). The LIDB query is routed from the CDL over the CCS7 access connection through one of the Telephone Company STPs to the Telephone Company's LIDB. The requested billing validation data, in the form of signaling information, is passed back via one of the Telephone Company interconnecting STPs to the CDL.</p>	
<p>LIDB Query Service will provide the following functions on a per query basis:</p> <ul style="list-style-type: none"> <li>- Validation of calling card information stored on the Telephone Company's LIDB.</li> </ul>	
<ul style="list-style-type: none"> <li>- Determination of whether collect or third number calls may be billed to a given line number.</li> </ul>	
<ul style="list-style-type: none"> <li>- Determination of whether the billed line in the billed number screening query is a public telephone number.</li> </ul> <p><b>a. Limitations</b></p> <p>Unless expressly authorized in writing by the customer and the Telephone Company, LIDB Query Service is not to be used for purposes other than those LIDB functions described herein. LIDB Query Service is to be used for those services only on an on-line call-by-call basis and accessed LIDB data may not be stored elsewhere for future use or for any other reason.</p>	

## IX. ANCILLARY SERVICES (Continued)

<p>b. Rate Elements</p> <p>The application of rates and charges for LIDB Query service is set forth in <i>IX.H.3.</i>. The rates for LIDB Query service are set forth in <i>IX.H.4.</i>.</p>	
<p>3. <i>Obligations of the Telephone Company</i></p> <p>a. LIDB Validation System Updates</p> <p>As a part of the normal business operation of LIDB Query service, the Telephone Company will, on a business day basis, add, delete, and modify end user customer accounts as such customers move, become delinquent on their accounts, or order new service. The Telephone Company will investigate referrals and will deactivate billing validation data in the event fraudulent usage is detected. Emergency or priority updates will be made seven (7) days a week, twenty-four (24) hours a day reflecting lost, stolen, or otherwise compromised calling cards. The Telephone Company will conduct annual audits of the LIDB where line information for all working exchange access lines and calling cards is audited. The Telephone Company will monitor all Alternate Billing Services (ABS) validation seven (7) days a week, twenty-four (24) hours a day and take timely steps to generate high usage reports to detect and stop fraudulent calling card use. The Telephone Company will accept ABS fraud referrals at the Telephone Company's National Fraud Control Center on a twenty-four (24) hour basis.</p>	
<p>b. CCS7 Network Performance</p> <p>The Telephone Company supports the performance standards contained in Section 7 of TR-TSV-000905. The overall end-to-end CCS7 network objective is less than ten (10) minutes unavailability per year from any Signal Point (SP) to any other SP. The performance objective for any single SP, including a Service Control Point (SCP), is less than three (3) minutes unavailability per year. The combined link set from the SCP to the applicable mated STP pair has a performance objective of less than two (2) minutes unavailability per year.</p>	
<p>c. LIDB Validation System</p> <p>LIDB validation system downtime is required to be less than twelve (12) hours per year. The LIDB validation system is capable of processing up to seventy-five (75) queries per second. The response time for a query, from transmission to reception, is less than one (1) second and should not exceed two (2) seconds for ninety-nine percent (99%) of all queries.</p>	
<p>d. LIDB Query Gapping</p> <p>During periods of LIDB validation system congestion, the Telephone Company will utilize an automatic query gapping procedure to control such congestion. Automatic query gapping controls congestion via a gap and duration index which tells the switch the gap (how long the switch should wait before sending another query to the LIDB) and the duration (how long the switch should continue to perform gapping). For example, if gapping is invoked, every third query might be dropped. This query gapping procedure will be applied uniformly to all users of the Telephone Company's LIDB. The Telephone Company reserves the right to invoke manual intervention in the automatic query gapping procedure to preserve the integrity of the network.</p>	

## IX. ANCILLARY SERVICES (Continued)

e. Confirmation Service													
The Telephone Company, upon request of the customer, shall confirm the Billed Number Screening service applied to their account as shown in V.B.22..													
f. Originating Line Number Screening (OLNS) Service													
OLNS Service provides customers access to the Telephone Company's LIDB to facilitate the completion of originating calls from working telephone numbers. In response to a properly formatted OLNS query, the Telephone Company will provide originating line screening information that will identify allowable originating call processing and originating billing decisions.													
Technical Specifications for OLNS can be found in Technical Reference GR-1149-CORE, Issue 7, System Interfaces.													
4. Rate Regulations													
Rates and charges for LIDB Query Service apply as follows:													
a. LIDB Query Transport Charge													
A LIDB Query Transport charge applies to each query received at the Telephone Company Service Control Point (SCP). Per query charges are accumulated over a monthly period and are billed to the customer on a monthly basis.													
b. LIDB Query Charge													
A LIDB Query charge applies to each query received at the Telephone Company SCP and processed at the Telephone Company LIDB. Per query charges are accumulated over a monthly period and are billed to the customer on a monthly basis.													
c. OLNS Query Charge													
The OLNS query rate element provides for identification of the originating screening requirements for call processing and billing that are associated with an originating line.													
d. Nonrecurring Ordering Charges													
LIDB Query service is ordered in conjunction with CCS7 Access service under the provisions set forth in Section IV..													
5. Rates and Charges													
<table><tr><td><u>LIDB Query Transport Charge</u></td><td><u>LIDB Query Charge</u></td><td><u>OLNS Query Charges</u></td></tr><tr><td>Rate</td><td>Rate</td><td>Rate</td></tr><tr><td><u>Per Query</u></td><td><u>Per Query</u></td><td><u>Per Query</u></td></tr><tr><td>.0046</td><td>.0350</td><td>.018</td></tr></table>	<u>LIDB Query Transport Charge</u>	<u>LIDB Query Charge</u>	<u>OLNS Query Charges</u>	Rate	Rate	Rate	<u>Per Query</u>	<u>Per Query</u>	<u>Per Query</u>	.0046	.0350	.018	
<u>LIDB Query Transport Charge</u>	<u>LIDB Query Charge</u>	<u>OLNS Query Charges</u>											
Rate	Rate	Rate											
<u>Per Query</u>	<u>Per Query</u>	<u>Per Query</u>											
.0046	.0350	.018											

**IX. ANCILLARY SERVICES** (Continued)

## X. SPECIAL FACILITIES ROUTING OF FIA

<p><b>A. <u>Description of Special Facilities Routing of FIA</u></b></p> <p>The FIA provided under this tariff are provided over such routes and facilities as the Telephone Company may elect. Special routing is involved where, in order to comply with requirements specified by the customer, the Telephone Company provides Switched Access, Special Access or Special Federal Government Services in a manner which includes one (1) or more of the following conditions.</p> <p>1. <i>Diversity</i></p> <p>Where two (2) or more FIA must be provided over not less than two different physical routes. Diversity is a Basic Service Element (BSE) under the Telephone Company's Open Network Architecture (ONA) plan.</p>	
<p>2. <i>Avoidance</i></p> <p>Where a FIA must be provided on a route which avoids specified geographical locations.</p>	
<p>3. <i>Cable-Only Facilities</i></p> <p>Where certain voice grade FIA are provided on cable-only facilities to meet the particular needs of a customer. FIA is provided subject to the availability of cable-only facilities. In the event of FIA failure, restoration will be made through the use of any available facilities as selected by the Telephone Company.</p>	
<p>Avoidance and Diversity are available on Switched Access as set forth in Section V., Special Access as set forth in Section VI., and Special Federal Government Services as set forth in Section XII.. Cable-only facilities are available for Switched Access as set forth in Section V., voiceband Special Access as set forth in VI.B.1. and Special Federal Government Services as set forth in Section XII..</p>	
<p>In order to identify any special routing requirement, the Telephone Company will provide the ordering customer with the required routing information for each specially routed FIA. If requested by the customer, this information will be provided when the FIA is installed and prior to any subsequent change in routing.</p>	
<p>The rates and charges for Special Facilities Routing of FIA as set forth in X.B. are in addition to all other rates and charges that may be applicable for FIA provided under other sections of this tariff.</p>	



## X. SPECIAL FACILITIES ROUTING OF FIA (Continued)

### B. Rates and Charges

The rates and charges for Special Facilities Routing of FIA are as follows:

#### 1. *Diversity*

For each FIA provided in accordance with X.A.1. preceding, the rates and charges will be developed on an Individual Case Basis and filed following:

<u>Customer Name</u>	<u>Description and Location</u>	<u>MTL/NRC</u>	<u>Telco</u>	<u>Termination Liability Period</u>
Verizon	Special	MTL: ---	Zipty Fiber	5 years
Wireless	Construction of an	NRC: \$ 9,149	Telephone	beginning July 6,
ID#WA0201766	OC3 diverse route	MRC: \$ 708	Companies	2002. Reduces
	from Wireless			1/60th for each
	location at 709			month in service.
	80th Street, SW,			
	Everett, WA			
	(EVRTWAXC) to			
	the Telephone			
	Company's			
	Serving Wire			
	Center, Everett			
	WA (EVRTWAXA)			

#### 2. *Avoidance*

(Reserved for Future Use)

#### 3. *Diversity and Avoidance Combined*

(Reserved for Future Use)

#### 4. *Cable-Only Facilities*

(Reserved for Future Use)

## XI. RESERVED FOR FUTURE USE

--	--

## XII. SPECIAL FEDERAL GOVERNMENT FIA

<b>A. <u>General</u></b>	
<p>This section covers FIA that are provided for use only by agencies or branches of the Federal Government and other users authorized by the Federal Government. FIA provided to state emergency operations centers are included. These FIA provide for command and control communications, including communications for national security, emergency preparedness and presidential requirements. They are required to assure continuity of Government in emergency and crisis situations and to provide for national security.</p>	
<p>FIA for command and control communications and for national security and emergency preparedness are sometimes required within a short time frame. These provisions are especially needed to meet presidential requirements or in response to natural, manmade, or declared emergencies. Requirements of this type cannot be forecasted and are usually needed for a relatively short period. The provision of FIA under these conditions may require the availability of facilities, such as portable microwave equipment, etc., which are provided on a temporary basis.</p>	
<b>B. <u>Emergency Conditions</u></b>	
<p>These FIA will be provided on the date requested or as soon as possible thereafter when the emergency falls into one of the following categories:</p> <ul style="list-style-type: none"><li>- State of crisis declared by the National Command Authorities (includes commitments made to the National Communications System in the "National Plan for Emergencies and Major Disasters").</li></ul>	
<ul style="list-style-type: none"><li>- Efforts to protect endangered U.S. personnel or property both in the U.S. and abroad (includes space vehicle recovery and protection efforts).</li></ul>	
<ul style="list-style-type: none"><li>- Communications requirements resulting from hostile action, a major disaster or a major civil disturbance.</li></ul>	
<ul style="list-style-type: none"><li>- The Director (Cabinet level) of a Federal Department, Commander of a Unified/Specified Command, or Head of a Military Department has certified that a communications requirement is so critical to the protection of life and property or to the National Defense that it must be processed immediately.</li></ul>	
<ul style="list-style-type: none"><li>- Political unrest in foreign countries which affect the National Interest.</li></ul>	
<ul style="list-style-type: none"><li>- Presidential Service.</li></ul>	
<b>C. <u>Intervals to Provide FIA</u></b>	
<p>ASRs may be placed under the provisions set forth in <i>IV.B.1.</i> preceding.</p>	
<b>D. <u>(Reserved for Future Use)</u></b>	
<b>E. <u>Safeguarding of FIA</u></b>	
<p>1. <i>(Reserved for Future Use)</i></p>	

## XII. SPECIAL FEDERAL GOVERNMENT FIA (Continued)

<p><b>2. FIA Availability</b></p> <p>In order to insure communications during periods of emergency, the Telephone Company will (within the limits of good management) make available the necessary facilities to restore FIA in the event of damage or to provide temporary emergency FIA.</p>	
<p>In order to meet the requirements of agencies or branches of the Federal Government, the Telephone Company may utilize Government-owned facilities, when necessary, to provide FIA.</p>	
<p><b>F. <u>Federal Government Regulations</u></b></p> <p>FIA provided to the Federal Government will be billed in arrears, as required by Federal procurement or disbursement regulations, or as established by law. ICs providing service to the Federal Government are not entitled to the benefits of those laws or regulations providing for billing the Federal Government in arrears.</p>	
<p><b>G. <u>(Reserved for Future Use)</u></b></p>	
<p><b>H. <u>FIA Offerings to the Federal Government</u></b></p> <p>The following FIA are provided only for agencies or branches of the Federal Government. Access Services provided to the Federal Government but not specified in the following will be provided in accordance with the regulations and at the rates contained in other sections of this tariff.</p> <p><b>1. <i>Type and Description</i></b></p> <p>a. Voiceband Special Access</p> <p>(1) Voice Grade Secure Communications Type I</p> <p>Approximate bandwidth of 10-50000 Hz. Furnished for two-point secure communications on two-wire or four-wire metallic facilities between two (2) or more customer designated locations and an end user's premises. Special Access is conditioned as follows:</p>	
<p>T-3 Conditioning – The absolute loss (referenced to one milliwatt) with respect to frequency shall not exceed:</p> <p>15 dB at 10 Hz 13 dB at 100 Hz 12 dB at 1000 Hz 20 dB at 10000 Hz 30 dB at 50000 Hz</p>	
<p>Additional conditioning (available in one (1) or two (2) directions on four-wire facilities only) to provide the following characteristics:</p>	

## XII. SPECIAL FEDERAL GOVERNMENT FIA (Continued)

<p>The absolute loss (referenced to one milliwatt) with respect to frequency shall not exceed:</p> <p>0 dB at 1000 Hz + 1 dB between 1000 Hz and 40000 Hz + 2 dB between 10 Hz and 50000 Hz (+ means more loss)</p>	
<p>The net loss of the conditioned Special Access (with or without additional conditioning) shall not vary by more than 4 dB at 1000 Hz from the levels specified above. Voice frequency signaling or supervisory tones can be transmitted.</p>	
<p>(2) Voice Grade Secure Communications Type II</p> <p>Approximate bandwidth 10-50000 Hz. Furnished on four-wire metallic facilities for duplex operation for two-point secure communication between a customer designated location and an end user's premises. Special Access is conditioned as follows:</p>	
<p>G-1 Conditioning – The absolute loss with respect to frequency and the net loss variation shall be the same as Voice Grade Secure Communications Type I Special Access without additional conditioning. Voice frequency signaling or supervisory tones can be transmitted.</p>	
<p>(3) Voice Grade Secure Communications Type III</p> <p>Approximate bandwidth 10-50000 Hz. Furnished on four-wire metallic facilities for duplex operation for two-point secure communication between a customer designated location and an end user's premises. Special Access is conditioned as follows: G-2 Conditioning - The absolute loss with respect to frequency and the net loss variation from the customer designated location to the end user's premises shall be the same as Voice Grade Secure Communications Type I Special Access without additional conditioning; and from the end user's premises to the customer designated location shall be the same as Voice Grade Secure Communications Type I Special Access with additional conditioning. Voice frequency signaling or supervisory tones can be transmitted.</p>	
<p>(4) Voice Grade Secure Communications Type IV</p> <p>Approximate bandwidth 10-50000 Hz. Furnished on four-wire metallic facilities for duplex operations for two-point secure communications between two customer designated locations. Special Access is conditioned as follows:</p>	
<p>G-3 Conditioning – The absolute loss with respect to frequency and the net loss variation shall be the same in both directions of transmission as Voice Grade Secure Communications Type I Special Access with additional conditioning. Voice frequency signaling or supervisory tones can be transmitted.</p>	

## XII. SPECIAL FEDERAL GOVERNMENT FIA (Continued)

<p>b. Special Wideband Digital Special Access</p> <p>Special Access arrangements for secured communications to accommodate the transmission of binary digital baseband signals in a random polar format.</p> <p>(1) Wideband Secure Communications Type I</p> <p>For transmission at the rate of 18,750 bits per second.</p>	
<p>(2) Wideband Secure Communications Type II</p> <p>For transmission at the rate of 50,000 bits per second.</p>	
<p>(3) Wideband Secure Communications Type III</p> <p>To accommodate the transmission of restored polar two-level facsimile signals with a minimum signal element width of twenty (20) microseconds at a rate of fifty thousand (50,000) bits per second.</p>	
<p>To accommodate the transmission of binary digital baseband signals in a random polar format at the rate of fifty thousand (50,000) bits per second.</p>	
<p>c. Federal Payment Plan (FPP) – DS1/DDS/Four-Wire Voiceband/DS3</p> <p>(1) Description</p> <p>The Federal Payment Plan (FPP) - DS1, DDS, Four-Wire Voiceband or DS3 service will be provided to the Federal Government or any customer awarded a contract, with a minimum three year period, to provide telecommunications service(s) for the exclusive use of the Federal Government and its authorized agents. The FPP will allow each of the Federal Government's authorized customers providing network services under contract to obtain DS1, DDS, Four-Wire Voiceband and DS3 SALs at rates contained in this section. FPP DS3 services will be filed under <i>XII.H.3.d.</i> on an Individual Case Basis (ICB). In addition to the specific terms and conditions of this plan, all other regulations in Section VI. pertaining to DS1, DDS, Four-Wire Voiceband and DS3 services are applicable. For Special Transport associated with DDS and Four-Wire Voiceband FPP services, the RSP monthly recurring charges set forth under Section VI.G.16.a. will apply, as follows. For a three (3) year FPP term, the three (3) year RSP transport rate is applicable. For either the five (5) year or six to fifteen (6 – 15) year terms, the five (5) year RSP transport rate will apply. All other associated rate elements or additional features are available at the tariffed rates and regulations. Special construction as set forth in Section IV.A.3. preceding may apply.</p>	
<p>(2) FPP Enrollment</p> <p>At enrollment, unless the customer of record is the Federal Government, the customer will provide in writing, a description of the Federal Government contract, a forecast of services desired, and a term ending date which may be three (3) years, five (5) years or six (6) years not to exceed fifteen (15) years. If the option of six to fifteen (6 – 15) years is chosen, the ending date must be the same as the government contract ending date.</p>	

**XII. SPECIAL FEDERAL GOVERNMENT FIA (Continued)**

<p>(3) Adding Services to the Plan</p> <p>Except for FPP DS3 service which is provided on an ICB basis, the customer may add DS1, DDS or Four-Wire Voiceband services to the plan at any time during the term of the FPP. The services added will have the same term ending date.</p>	
<p>(4) Rebid Provision</p> <p>If as a result of a Federal Government contract rebid provision any DS1, DDS or Four-Wire Voiceband services under an FPP are discontinued by the customer as a direct result of the rebid process, termination liabilities will not apply.</p>	
<p>(5) Mandated Site Closing</p> <p>If, as a result of a Federal Government mandated site closing, any DS1, DDS, Four-Wire Voiceband, or DS3 services under the FPP are discontinued, termination liabilities will not apply.</p>	
<p>(6) CDL Change</p> <p>In the case where the government agency(s) at a current CDL chooses or is ordered to move to a new CDL, and the new CDL requires the same or more DS1, DDS or Four-Wire Voiceband services, no termination liabilities will apply.</p>	
<p>(7) Change in Term</p> <p>Should the Federal Government extend their contract and the customer wants to extend the FPP to match the new contract, the customer shall provide written notice to the Telephone Company. The Telephone Company will extend the ending date to match the new contract date. If the term ends and the customer does not provide us with a new ending date within ninety (90) days, the rates will be converted to the standard month-to-month rates. The same term originally established will be used when applying rates unless the customer qualifies for longer term rates based on the remaining life of the term.</p>	
<p>(8) Multiple Contracts</p> <p>Each customer that has contracts with the Federal Government may have multiple contracts and a different ending date for each Federal Government contract.</p>	
<p>(9) Upgrade to Higher Speed Service</p> <p>The customer may choose to upgrade service to a higher speed during the FPP period. The upgraded service will be subject to all appropriate NRCs. If the term selected for the higher speed service extends for a longer period than the remaining time of the FPP or seven years if there is more than seven years remaining on the FPP, no termination liabilities will apply.</p>	

## XII. SPECIAL FEDERAL GOVERNMENT FIA (Continued)

<p>(10) Termination Liabilities</p> <p>Except for FPP DS3 service, when an FPP service is discontinued prior to the end of the period, termination liability charges will apply based on the remainder of FPP period and the date of the disconnect. The termination liability rates shall be as follows:</p> <table> <tr> <th>Year in Which Service is Discontinued</th><th>Liability Rate</th></tr> <tr> <td>1 – 3</td><td>20%</td></tr> <tr> <td>4 – 15</td><td>10%</td></tr> </table>	Year in Which Service is Discontinued	Liability Rate	1 – 3	20%	4 – 15	10%	
Year in Which Service is Discontinued	Liability Rate						
1 – 3	20%						
4 – 15	10%						
<p>(11) NRCs</p> <p>There will be no nonrecurring charges for DS1 SALs ordered for FPP services, however, nonrecurring charges in Section VI. pertaining to DDS, and Four-Wire Voiceband services will apply for installation of new DDS and Four-Wire Voiceband SALs. The NRC associated with an ICB for FPP DS3 services will be filed under <i>XII.H.3.d.</i></p>							
<p>(12) Rate Changes</p> <p>The FPP rates will be at or below the TPP rates if TPP is available in Section VI.. The six (6) to fifteen (15) year FPP rate will be less than the five (5) year FPP rate.</p>							
<p>d. Government Emergency Telecommunications Service (GETS)</p> <p>(1) The Government Emergency Telecommunications Service (GETS) provides authorized federal government end users with a nationwide security and emergency preparedness (NS/EP) switched voice and data communications service utilizing the public switched network, through the activation of a special code(s) in the Telephone Company's end office and tandem office switching systems, as requested by the Federal Government or its authorized agent. The implementation fee is set forth under <i>XII.H.3.h.(1)</i>.</p>							
<p>(2) Alternate Carrier Routing</p> <p>Alternate Carrier Routing (ACR) is an advanced network feature, available for GETS in suitably equipped offices, which allows NS/EP users to utilize the public switched network to provide enhanced call completion capability on calls made during times of national emergencies or disaster. ACR provides alternate route capability on calls originated from lines served by end offices equipped with the ACR feature to the GETS universal access number. With ACR, these calls will first be routed for completion to the presubscribed carrier of the originating line, when the presubscribed carrier is a participating GETS interexchange carrier. When the call cannot be successfully routed to the first (presubscribed) GETS carrier, an alternate attempt will be made to route the call to a second and, if necessary, a third participating GETS carrier. The second and third alternate GETS carriers are preselected on a per end office basis by the government or its authorized agent.</p>							
<p>Rates for ACR are set forth under <i>XII.H.3.g.(2)</i>.</p>							



## XII. SPECIAL FEDERAL GOVERNMENT FIA (Continued)

<p>(3) High Probability of Completion/Enhanced Alternate Carrier Routing</p> <p>High Probability of Completion/Enhanced Alternate Carrier Routing (HPC/EACR) is a set of enhanced features, available for GETS in suitably equipped offices, which improves the probability of the completion of GETS traffic via the Public Switched Telephone Network (PSTN) during times of national emergencies or disaster, when the PSTN is congested due to heavy traffic or damage to the network. HPC/EACR provides the capability to set a special indicator, based on a government-specified three (3), six (6), or ten (10) digit dialed number string that is carried through the network via SS7 signaling and will indicate that the call is a GETS call. Typically, the digit string of 710 will be used to set the HPC/EACR indicator. This capability is not offered on toll free numbers such as 800 or 888 numbers.</p>	
<p>The HPC/EACR feature set also provides the capability to queue calls marked with the HPC/EACR indicator on outgoing trunk groups and to exempt them from certain restrictive Network Management Controls. The ability to provide traffic data on both a trunk group level and a central office level is also included.</p>	
<p>Rates for HPC/EACR are set forth under <i>XII.H.3.g.(3)</i>.</p>	
<p>(4) Expanded Enhanced Alternate Carrier Routing</p> <p>Expanded Enhanced Alternate Carrier Routing (Expanded EACR), available for GETS in suitably equipped end offices, provides end offices with the ability to perform EACR on any ten (10) digit number with the 710 NPA code (710-XXX-XXXX).</p>	
<p>Rates for Expanded EACR are set forth under <i>XII.H.3.g.(4)</i>.</p>	
<p>(5) Expanded high Probability of Completion and Office Wide Call/Egress Queuing</p> <p>Expanded High Probability of Completion (Expanded HPC) enables suitably equipped offices to recognize any ten (10) digit number with the 710 NPA code (710-XXX-XXXX) and apply the HPC feature.</p>	
<p>Office Wide Call/Egress Queuing (OWCQ/OWEQ) provides a greater likelihood that GETS callers will complete their HPC calls during periods when the Telephone Company network is congested. When all trunks in a public trunk group are busy, Office Wide Call Queuing enables a call to be placed in queue on any member of the trunk group to wait its turn to be passed on through the network to the called destination. When all trunks in a private trunk group (PBX system) are busy, Office Wide Egress Queuing enables a call to be placed in queue until the next trunk is available.</p>	
<p>Expanded HPC and OWCQ/OWEQ are available in all end office and tandem switches in the Telephone Company area where technically feasible.</p>	
<p>Rates for Expanded HPC and OWCQ/OWEQ are set forth under <i>XII.H.3.g.(5)</i>.</p>	

## XII. SPECIAL FEDERAL GOVERNMENT FIA (Continued)

<p>e. Switched Data Service</p> <p>(1) Switched 56</p> <p>This option provides for a connection capable of up to 56 Kbps digital transmission between the customer's DDL and a technically capable end office. Switched Data service lines connected at those technically capable end offices will be accessed on a switched basis for digital transmission up to 56 Kbps. These locations are identified in the National Exchange Carrier Association, Inc., Tariff F.C. C. No. 4 Wire Center and Interconnection Information.</p>	
<p>This option is provided only with FGD or BSA-D as set forth in Section V.. This trunk group requires the use of a DS1 digital interface as described in Section V.B.3.b.(6).</p>	
<p>Access is made via the standard dialing pattern as set forth in Section V.B.1.d.(8).</p>	
<p>(2) Switched 64</p> <p>This option provides for a connection capable of up to 64 Kbps digital transmission with clear channel capability between the customer's CDL and a technically capable end office. Clear channel capability allows for full bandwidth availability to the customer with no part of the channel used for control, framing or signaling.</p>	
<p>Switched 64 requires all digital facilities including the use of DS1 digital interface as described in Section V.B.3.b.(6) and is available only with FGD or BSA-D, as set forth in Section V., from end offices capable of providing SS7 signaling. Bipolar with Eight Zero Substitution (BBZS) line code format and Integrated Services Digital Network (ISDN) or other Switched Data based services. These locations are identified in the National Exchange Carrier Association, Inc. Tariff F.C.C No. 4 Wire Center and Interconnection Information.</p>	
<p>Access is made via the standard dialing pattern as set forth in Section V.B.1.d.(8) and V.B.2.d.(8).</p>	

## XII. SPECIAL FEDERAL GOVERNMENT FIA (Continued)

<p>f. Banded Optical Transport</p> <p>Banded Optical Transport provides transport between the serving wire center of the interexchange access customer's location and the access customer's end user premises. Banded Optical Transport may be provided at DS0, DS1, DS3, or STS1 bandwidth levels as required by the customer. When Banded Optical Transport is ordered at a DSO level, the customer must request a minimum of a DS1 interface at the IC customer wire center and will be charged for the appropriate rider (i.e., DS1 or DS3). Banded Optical Transport is provided with a service guarantee as shown in <i>III.H.1.a.(1)(i)</i>. For subscription to Banded Optical Transport, the customer must have an accumulative demand requirement equivalent to an average of nine (9) DS3s, i.e., 5,978 channels, per LATA. The bandwidth will be reviewed annually at a mutually agreed upon date by the customer and the Company. An allowance of minus two percent (-2%) will be considered as having met the commitment level. Should the bandwidth fall below minus two percent (-2%), the customer will have thirty (30) days to meet the bandwidth requirement. If not met, the customer will be notified by the Telephone Company and will be required to convert from Banded Optical Transport to another Incremental SONET Transport option as shown in Section <i>XXI.</i>.</p>	
<p>Banded Optical Transport is provided at a flat-rated monthly charge for one (1) year, three (3) year, five (5) year or six to fifteen (6 - 15) year contract periods at the rates shown in <i>XII.H.3.h.</i>. The rates for Banded Optical Transport are in addition to the appropriate rate elements as shown in Section <i>XXI.</i>. The contract period for Banded Optical Transport cannot exceed the contract period of the Connect. Banded Optical Transport includes the special access line from the end user serving wire center to the end user premises, for both on-net and off-net. Banded Optical Transport will be provisioned at the highest network facility available at the time of the order. The monthly rate will be determined based on the mileage between the serving wire centers of the customer designated locations and is applicable on a per circuit basis. Mileage will be rounded up to the next whole mile except when the CDLs are collocated.</p>	
<p>Banded Optical Transport may be ordered as switched or special access.</p>	
<p>Rate regulations for Banded Optical Transport are as shown in <i>XXI.G.</i>.</p>	
<p><b>2. Mileage Application</b></p> <p>Mileage for rate application is the airline distance measured between the two related Special Access terminating points (i.e., customer designated location and end user premises).</p>	

## XII. SPECIAL FEDERAL GOVERNMENT FIA (Continued)

### 3. Rates and Charges

Notification will be made to the FCC that Special Federal Government FIA will be provided in accordance with Special Permission No. 83-867.

#### a. Voiceband Special Access

The provision of T-3 and G conditioned Special Access contemplates station and tandem switching operations using customer provided equipment, as well as Special Access. Separate narrowband or voice grade Special Access, where required by the customer provided equipment or switching operation, are furnished in accordance with the applicable sections of this tariff.

<u>Voice Grade Secure Communications</u>	<u>Monthly Rates</u>	<u>Nonrecurring Charges</u>	<u>Termination Charges</u>
Type I, each T-3 Conditioning		ICB rates and charges apply	
Additional Conditioning, per Special Access termination		ICB rates and charges apply	
Type II, each G-1 Conditioning		ICB rates and charges apply	
Type III, each G-2 Conditioning		ICB rates and charges apply	
Additional Conditioning, per Special Access termination		ICB rates and charges apply	
Type IV, each G-3 Conditioning		ICB rates and charges apply	
Additional Conditioning, per Special Access termination		ICB rates and charges apply	

#### b. Special Wideband Digital Special Access

<u>Wideband Secure Communications</u>	<u>Monthly Rates</u>	<u>Nonrecurring Charges</u>	<u>Termination Charges</u>
Type I, each		ICB rates and charges apply	
Type II, each		ICB rates and charges apply	
Type III, each		ICB rates and charges apply	

## XII. SPECIAL FEDERAL GOVERNMENT FIA (Continued)

c. Federal Payment Plan (FPP) – DS1/DDS/Four-Wire Voiceband				
(1) DS1 Service				
		<u>Each Special Access Line</u>		
<u>Jurisdiction</u>	<u>Three Year Monthly Rate</u>	<u>Five Year Monthly Rate</u>	<u>Six to Fifteen Year Monthly Rate</u>	
Idaho	160.00	140.00	115.00	
Oregon	160.00	140.00	115.00	
Washington	160.00	140.00	115.00	
(2) DDS Service				
(a) 2.4, 4.8, 9.6, 19.2 Kbps				
		<u>Each Special Access Line</u>		
<u>Jurisdiction</u>	<u>Three Year Monthly Rate</u>	<u>Five Year Monthly Rate</u>	<u>Six to Fifteen Year Monthly Rate</u>	
Idaho	63.84	60.80	60.00	
Oregon	60.80	57.60	57.00	
Washington	60.80	57.60	57.00	
(b) 56, 65 Kbps				
		<u>Each Special Access Line</u>		
<u>Jurisdiction</u>	<u>Three Year Monthly Rate</u>	<u>Five Year Monthly Rate</u>	<u>Six to Fifteen Year Monthly Rate</u>	
Idaho	79.80	75.60	74.50	
Oregon	79.80	75.60	74.50	
Washington	79.80	75.60	74.50	
(3) Four-Wire Voiceband				
		<u>Each Special Access Line</u>		
<u>Jurisdiction</u>	<u>Three Year Monthly Rate</u>	<u>Five Year Monthly Rate</u>	<u>Six to Fifteen Year Monthly Rate</u>	
Idaho	39.41	37.53	37.30	
Oregon	45.60	43.20	42.90	
Washington	42.55	40.31	40.03	
d. (Reserved for Future Use)				

## XII. SPECIAL FEDERAL GOVERNMENT FIA (Continued)

<p>e. Move Charges</p> <p>When a Special Access requiring T-3 conditioning, T-3 additional conditioning, or a Special Access requiring G conditioning as set forth in <i>a.</i> preceding, is moved to a different building, the nonrecurring charge applies; when moved to a new location in the same building, a charge of one-half the nonrecurring charge applies.</p>	
<p>When any FIA for which a termination charge is specified is moved and is installed at a new location the customer may elect:</p> <p>(1) to pay the unexpired portion of the termination charge for the FIA, if any, with the application of a nonrecurring charge and the establishment of a new termination charge for such FIA at the new location, or</p>	
<p>(2) to continue the FIA subject to the unexpired portion of the termination charge, if any, and pay the estimated costs of moving such FIA, provided that the customer requests these charges be quoted prior to ordering the FIA move. Charges for moving such FIA will be based on estimated costs attributable to the move.</p>	
<p>When charges include the estimated costs of removal, restoration of FIA necessitated by the move, transportation, storage, reinstallation, engineering, labor, supervision, materials, administration, taxes, and any other specific items of cost directly attributable to the move.</p>	
<p>f. High Capacity DS1 Service</p> <p>For Special Federal Government access arrangements, High Capacity DS1 SALs will be rated as set forth in Section VI. and/or Section XII.H.3.c. but will be offered with clear channel capability as a non-chargeable option. Clear channel capability is described in VI.H.5..</p>	

## XII. SPECIAL FEDERAL GOVERNMENT FIA (Continued)

g. Government Emergency Telecommunications Service (GETS)		
Government Emergency Telecommunications Service (GETS), as described under <i>XII.H.1.d.</i> , requires the activation of a special code(s) in the Telephone Company's end office and tandem office switching systems.		
	<u>NRC</u>	
(1) Implementation Charge Code activation and Routing Plan Setup in GTOC Switching Offices (ID#TX6940221)	\$37,455.00	
	<u>NRC</u>	<u>MRC</u>
(2) Alternate Carrier Routing (ACR) - per end office	\$1,053.00	\$33.56
(3) HPC/EACR - per end office/tandem office	600.00	35.00
(4) Expanded EACR - per end office	145.00	N/A
(5) Expanded HPC and OWCQ/OWEQ - per GTD5 end office switching system <sup>104</sup> - per other end office/tandem office switching system <sup>103</sup>	140.00 600.00	N/A

<sup>104</sup> OWCQ not available in GTD5 end office switching systems.

## XII. SPECIAL FEDERAL GOVERNMENT FIA (Continued)

### h. Banded Optical Transport

<u>Jurisdiction</u>	<u>DS0 (Wholly Provided)</u>			
	<u>One Year Monthly Rate</u>	<u>Three Year Monthly Rate</u>	<u>Five Year Monthly Rate</u>	<u>Six to Fifteen Year Monthly Rate</u>
Oregon				
0 miles	\$90.00	\$88.00	\$85.00	\$82.00
1-10 miles	93.00	90.00	87.00	84.00
11-20 miles	95.00	92.00	89.00	86.00
21+ miles	97.00	94.00	91.00	88.00

Washington				
0 miles	90.00	88.00	85.00	82.00
1-10 miles	93.00	90.00	87.00	84.00
11-20 miles	95.00	92.00	89.00	86.00
21+ miles	97.00	94.00	91.00	88.00

<u>Jurisdiction</u>	<u>DS1 (Wholly Provided)</u>			
	<u>One Year Monthly Rate</u>	<u>Three Year Monthly Rate</u>	<u>Five Year Monthly Rate</u>	<u>Six to Fifteen Year Monthly Rate</u>
Oregon				
0 miles	\$190.00	\$180.00	\$175.00	\$170.00
1-10 miles	270.00	255.00	245.00	235.00
11-20 miles	290.00	275.00	265.00	255.00
21+ miles	310.00	295.00	285.00	275.00

Washington				
0 miles	190.00	180.00	175.00	170.00
1-10 miles	270.00	255.00	245.00	235.00
11-20 miles	290.00	275.00	265.00	255.00
21+ miles	310.00	295.00	285.00	275.00

<u>Jurisdiction</u>	<u>DS3 (Wholly Provided)</u>			
	<u>One Year Monthly Rate</u>	<u>Three Year Monthly Rate</u>	<u>Five Year Monthly Rate</u>	<u>Six to Fifteen Year Monthly Rate</u>
Oregon				
0 miles	\$1,650.00	\$1,550.00	\$1,450.00	\$1,400.00
1-10 miles	2,500.00	2,350.00	2,200.00	2,100.00
11-20 miles	3,700.00	3,500.00	3,350.00	3,200.00
21+ miles	4,800.00	4,600.00	4,400.00	4,200.00

Washington				
0 miles	1,650.00	1,550.00	1,450.00	1,400.00
1-10 miles	2,500.00	2,350.00	2,200.00	2,100.00
11-20 miles	3,700.00	3,500.00	3,350.00	3,200.00
21+ miles	4,800.00	4,600.00	4,400.00	4,200.00

(Continued)

ISSUED: JUNE 3, 2020

EFFECTIVE: JUNE 18, 2020

ISSUED BY ZIPLY FIBER TELEPHONE COMPANIES

BY JESSICA EPLEY, REGULATORY & EXTERNAL AFFAIRS DIRECTOR



**XII. SPECIAL FEDERAL GOVERNMENT FIA** (Continued)

Continued from previous page				
<u>Jurisdiction</u>	<u>STS1 (Wholly Provided)</u>			
	<u>One Year Monthly Rate</u>	<u>Three Year Monthly Rate</u>	<u>Five Year Monthly Rate</u>	<u>Six to Fifteen Year Monthly Rate</u>
Oregon				
0 miles	\$1,650.00	\$1,550.00	\$1,450.00	\$1,400.00
1-10 miles	2,500.00	2,350.00	2,200.00	2,100.00
11-20 miles	3,700.00	3,500.00	3,350.00	3,200.00
21+ miles	4,800.00	4,600.00	4,400.00	4,200.00
Washington				
0 miles	1,650.00	1,550.00	1,450.00	1,400.00
1-10 miles	2,500.00	2,350.00	2,200.00	2,100.00
11-20 miles	3,700.00	3,500.00	3,350.00	3,200.00
21+ miles	4,800.00	4,600.00	4,400.00	4,200.00
I. <u>(Reserved for Future Use)</u>				

### XIII. CARRIER COMMON LINE SERVICE

<p><b>A. <u>General</u></b></p> <p>Carrier Common Line charges are applicable in conjunction with Switched Access Service provided in Section V. of this tariff.</p>	
<p><b>B. <u>Description of Carrier Common Line Access Service</u></b></p> <p><b>1. <i>Description</i></b></p> <p>Carrier Common Line charges compensate the Telephone Company for the use of Telephone Company provided common lines by customers for access to end users in furnishing Interstate Communications.</p>	
<p>A Special Access Surcharge will apply to interstate Special Access service provided by the Telephone Company to a customer, in accordance with regulations as set forth in VI.F.9.</p>	
<p><b>2. <i>Limitations</i></b></p> <p><b>a. Exclusions</b></p> <p>Neither a telephone number nor detail billing are provided with Carrier Common Line access. Additionally, directory listings and intercept arrangements are not included in the rates and charges for Carrier Common Line access.</p>	
<p><b>b. WATS/WATS-type Access Lines</b></p> <p>Where Switched Access Services are connected with Special Access Services at Telephone Company designated WATS Serving Offices for the provision of WATS/WATS-type Services, Switched Access Service minutes which are carried on that end of the service (i.e., originating minutes for outward WATS/WATS-type services and terminating minutes for inward WATS/WATS-type services) shall not be assessed Carrier Common Line per minute charges with the following exception. Carrier Common Line per minute charges shall apply when FGA, FGB, BSA-A, or BSA-B Switched Access is ordered from a non-equal access Telephone Company end office or Telephone Company access tandem that does not have measurement capabilities, (i.e., cannot create an Automatic Message Accounting record).</p>	
<p><b>C. <u>Obligations of the Customer</u></b></p> <p><b>1. <i>Switched Access Service Requirement</i></b></p> <p>Switched Access Service associated with the Carrier Common Line charges shall be ordered by the customer under other sections of this tariff.</p>	
<p><b>2. <i>Supervision</i></b></p> <p>The customer facilities at the premises of the ordering customer shall provide the necessary on-hook and off-hook supervision.</p>	

### XIII. CARRIER COMMON LINE SERVICE (Continued)

<p><b>D. <u>Rate Regulations</u></b></p> <p>1. <i>Description and Application of Rates</i></p> <p>a. Billing Charges</p> <p>Carrier Common Line charges will be billed to each Switched Access Service provided under this tariff in accordance with the regulations as set forth in e. following, except as set forth in d. following and XIII.D.3.d..</p>	
<p>b. Measuring and Recording of Call Detail</p> <p>When access minutes are used to determine Carrier Common Line charges, they will be accumulated using call detail recorded by Telephone Company equipment except as set forth in c. following and FGC or BSA-C operator and automated operator services systems call detail such as operator-DDD, operator-person, collect, credit card, third number and/or other like calls recorded by the customer. The Telephone Company measuring and recording equipment, except as set forth in c. following, will be associated with end office or access tandem switching equipment and will record each originating and terminating access minute, as described in V.E.2.i., where answer supervision is received. The accumulated access minutes will be summed on a line by line or trunk by trunk basis, by access group or by end office, which ever type of account is used by the Telephone Company, for each customer and then rounded to the nearest minute.</p>	
<p>c. Unmeasured FGA, FGB, BSA-A, and BSA-B Usage</p> <p>When Carrier Common Line charges are applicable in association with FGA, FGB, BSA-A, or BSA-B Switched Access Service in Telephone Company offices that are not equipped for measurement capabilities, an assumed average interstate access minutes will be used to determine Carrier Common Line charges. These assumed access minutes are as set forth in V.E.2.i.(3) and V.F.7..</p>	
<p>d. Mixed Interstate and Intrastate Usage</p> <p>When the customer reports interstate and intrastate use of Switched Access Service, Carrier Common Line charges, as set forth in XIII.E., will be billed only to interstate Switched Access Service access minutes based on the data reported by the customer, as set forth in V.C.2. and V.E.2.d., except where the Telephone Company is billing according to actual usage by jurisdiction. Interstate Switched Access Service access minutes will, after adjustment as set forth in XIII.D.3.d., when necessary, be used to determine Carrier Common Line charges as set forth in e..</p>	
<p>e. Determination of Premium and Non-premium Charges</p> <p>The application of premium and non-premium rates for a specific customer, as described in V.E.2.h.(1), is dependent upon the Switched Access feature group and the availability of equal access capabilities in the end office or the WATS Serving Office from which the service is provided.</p>	

### XIII. CARRIER COMMON LINE SERVICE (Continued)

After the adjustments, as set forth in <i>d.</i> above and <i>XIII.D.3.d.</i> , have been applied, when necessary, to Switched Access Service access minutes, charges for the involved customer account will be determined as follows:	
(1) Premium rated Switched Access Service minutes subject to Carrier Common Line charges will be multiplied by the premium access per minute rate as set forth in <i>XIII.E.</i> .	
(2) Non-premium rated Switched Access Service minutes subject to Carrier Common Line charges will be multiplied by the non-premium access per minute rate as set forth in <i>XIII.E.</i> .	
(3) Carrier Common Line charges shall not be reduced, as set forth in <i>XIII.D.3.a.</i> , unless Switched Access charges, as set forth in Section V., are applied to the customer's Switched Access Services.	
(4) Terminating premium access or non-premium access, per minute charge(s) apply to:	
- all terminating access minutes of use;	
- less those terminating access minutes of use associated with Mobile Telephone Switching Offices (MTSOs);	
- all originating access minutes of use associated with FGA or BSA-A Access Services where the off-hook supervisory signaling is forwarded by the customer's equipment when the called party answers;	
- all originating access minutes of use associated with calls placed to Service Access Code numbers, less those originating access minutes of use associated with calls placed to 500, 700, 800, 888 and 900 numbers for which the customer furnishes a report of either the number of minutes or a report of the percent of minutes that terminate to a subscriber or common line, rather than a dedicated access line. This report will be provided by the customer on a quarterly basis, indicating for each month thereof or quarter, the information as set forth preceding in order to calculate the common line charges.	
The customer will provide a report indicating separate common line information for 500, 700, 800, 888 and 900 access minutes, at a statewide level and by jurisdiction. This report shall also include the applicable Access Customer Name Abbreviation [ACNA(s)].	
The report will be based on the calendar year and will be due by the fifteenth (15 <sup>th</sup> ) day of the month preceding the quarter for which it is to be applied in order to become effective with the first full month of usage. Should the report be received after the fifteenth (15 <sup>th</sup> ) day of the month, the Telephone Company will make every effort to process the report as set forth above. When received by the Telephone Company as described herein, the quarterly report will be used for calculating common line charges on a current bill basis for the next three (3) months usage.	
Prorating or back billing will not occur based on the report. Any under or over estimation should be reflected in the subsequent quarterly report.	

### XIII. CARRIER COMMON LINE SERVICE (Continued)

<p>If a billing dispute arises concerning the customer provided report, the Telephone Company will request the customer to provide the data used to develop the report. The Telephone Company will not request such data more than once a year. The customer shall supply the data within thirty (30) days of the Telephone Company's request.</p>	
<p>In the event the customer fails to provide a quarterly report, the Telephone Company will use the previously reported information to calculate the common line charges.</p>	
<p>(5) The originating premium or non-premium per minute charge(s) apply to:</p> <ul style="list-style-type: none"> <li>- all originating access minutes of use;</li> </ul>	
<ul style="list-style-type: none"> <li>- less those originating access minutes of use associated with FGA or BSA-A Access Services where the off-hook supervisory signaling is forwarded by the customer's equipment when the called party answers;</li> </ul>	
<ul style="list-style-type: none"> <li>- less all originating access minutes of use associated with calls placed to Service Access Code numbers;</li> </ul>	
<ul style="list-style-type: none"> <li>- less those originating access minutes of use associated with Mobile Telephone Switching Offices (MTSOs);</li> </ul>	
<ul style="list-style-type: none"> <li>- plus all originating access minutes of use associated with calls placed to 500, 700, 800, 888 and 900 numbers for which the customer furnishes a report of either the number of minutes or a report of the percent of minutes that terminate to a subscriber or common line, and for which a corresponding reduction in the number of terminating access minutes of use has been made as set forth in (4).</li> </ul>	
<p><b>2. Determination of Usage Subject to Carrier Common Line Charges</b></p> <p>Except as set forth herein, all Switched Access Service provided to the customer will be subject to Carrier Common Line charges.</p> <p>a. Determination of Jurisdiction</p> <p>When the customer reports interstate and intrastate use of Switched Access Service, the associated Carrier Common Line charges for interstate usage will be determined as set forth in V.C.2. and V.E.2.d..</p>	
<p>b. Cases Involving Usage Recording By the Customer</p> <p>Where FGC or BSA-C end office switching is provided without Telephone Company recording and the customer records minutes of use to determine Carrier Common Line charges (i.e., FGC operator and calls such as operator-DDD, operator-person, collect, credit card, third number and/or other like calls), the customer shall furnish such minutes of use detail to the Telephone Company in a timely manner. If the customer does not furnish the data, the customer shall identify all Switched Access Services which could carry such calls in order for the Telephone Company to accumulate the minutes of use through the use of special Telephone Company measuring and recording equipment.</p>	

### XIII. CARRIER COMMON LINE SERVICE (Continued)

<p>c. Local Exchange Access and Enhanced Services Exemption</p> <p>When access to the local exchange is required to provide a customer service (e.g., MTS/WATS-type, telex, Data, etc.) that uses a resold private line service, Switched Access Service Rates and Regulations, as set forth in Section V., will apply, except when such access to the local exchange is required for the provision of an enhanced service. Carrier Common Line charges, as set forth in <i>XIII.E.</i>, apply in accordance with the resale rate regulations as set forth in <i>XIII.D.3.d.</i></p>	
<p>d. Common Channel Signaling System 7 (CCS7) Access Service Exemption</p> <p>Carrier Common Line charges as set forth in <i>XIII.E.</i>, do not apply to CCS7 Access Service in Section <i>V.B.10.</i></p>	
<p>3. <i>Resold Services</i></p> <p>a. Where the customer is reselling MTS/MTS-type service(s) on which the Carrier Common Line and Switched Access charges have been assessed, the customer may, at the option of the customer, obtain FGA, FGB, FGD, BSA-A, BSA-B, or BSA-D Switched Access Service under this tariff, as set forth in Section V., for originating and/or terminating access in the local exchange. Such access group or BSA arrangements, whether single lines or trunks or multiline hunt groups or trunk groups, will have Carrier Common Line charges, as set forth in <i>XIII.E.</i>, applied in accordance with the resale rate regulations set forth in <i>d.</i> following. For purposes of administering this provision:</p> <p>Resold interstate terminating MTS/MTS-type service(s) shall include collect calls, third number calls and credit card calls where the reseller pays the underlying carrier's service charges, and shall not include intrastate minutes of use.</p>	
<p>Resold interstate originating MTS/MTS-type service(s) shall not include collect, third number, credit card or intrastate minutes of use.</p>	
<p>b. Customer Obligations Concerning the Resale of MTS/MTS-type Services</p> <p>When the customer is reselling MTS/MTS-type service, as set forth in <i>a.</i> preceding, the customer will be charged Carrier Common Line charges in accordance with the resale rate regulations, as set forth in <i>d.</i> following, if the customer or the provider of the MTS/MTS-type service furnishes documentation of the MTS/MTS-type usage. Such documentation shall be supplied each month by the customer and shall identify the involved resold MTS/MTS-type services.</p>	
<p>The monthly period used to determine the minutes of use for resold MTS/MTS-type service(s) shall be the most recent monthly period for which the customer has received a bill for such resold service(s). This information shall be delivered to the Telephone Company, at a location specified by the Telephone Company, no later than fifteen (15) days after the bill date shown on the resold MTS/MTS-type service bill. If the required information is not received by the Telephone Company, the previously reported information, as described preceding, will be used for the next two months. For any subsequent month, no allocation or credit will be made until the required documentation has been received by the Telephone Company.</p>	

### XIII. CARRIER COMMON LINE SERVICE (Continued)

<p>c. Resale Documentation Provided By the Customer</p> <p>When the customer utilizes Switched Access Service, as set forth in <i>b.</i> preceding, the Telephone Company may request a certified copy of the customer's resold MTS/MTS-type usage billing from either the customer or the provider of the MTS/MTS-type service. Requests for billing will relate back no more than twelve (12) months prior to the current billing period.</p>	
<p>d. Rate Regulations Concerning the Resale of MTS/MTS-type Services</p> <p>When the</p> <p>(1) Apportionment and Adjustment of Resold Minutes of Use</p> <p>When the customer is provided an access group or BSA to be used in conjunction with the resale of MTS/MTS-type services, as set forth in <i>a.</i> preceding, subject to the limitations, as set forth in <i>XIII.B.2.</i>, and the billing entity receives the usage information required, as set forth in <i>b.</i> preceding, to calculate the adjustment of Carrier Common Line charges, the customer will be billed, as set forth in (4), (5) or (6) following, depending upon, respectively, whether the usage is from nonequal access offices, equal access offices or a combination of the two.</p> <p>(a) Originating Services</p> <p>The Telephone Company will apportion the resold originating MTS/MTS-type services and originating minutes of use for which the resale credit adjustment applies, among the access groups and BSAs. Such apportionment will be based on the relationship of the originating usage for each access group or BSA to the total originating usage for all access groups and BSAs in the LATA. For purposes of administering this provision:</p> <p>Resold originating MTS/MTS-type services minutes shall be only those attributable to interstate originating MTS/MTS-type minutes and shall not include collect, third number, credit card or intrastate minutes of use.</p>	
<p>The resale credit adjustment shall apply for resold originating MTS/MTS-type services and minutes of use, provided Carrier Common Line and Switched Access charges have been assessed on such services.</p>	

### XIII. CARRIER COMMON LINE SERVICE (Continued)

<p>(b) Terminating Services</p> <p>The Telephone Company will apportion the resold terminating MTS/MTS-type services and terminating minutes of use for which the resale credit adjustment applies, among the access groups and BSAs. Such apportionment will be based on the relationship of the terminating usage for each access group or BSA to the total terminating usage for all access groups or for all BSAs in the LATA. For purposes of administering this provision:</p> <p>Resold terminating MTS/MTS-type services minutes shall be only those attributable to interstate terminating MTS/MTS-type minutes of use (i.e., collect, third number, and credit card) and shall not include intrastate minutes of use or MTS/MTS-type minutes of use paid for by another party.</p>	
<p>The resale credit adjustment shall apply for resold terminating MTS/MTS-type services and minutes of use, provided Carrier Common Line and Switched Access charges have been assessed on such services.</p>	
<p>(2) Same State/Telephone Company/Exchange Limitation</p> <p>In order for the rate regulations to apply, as set forth in (4), (5) or (6) following, the access groups or BSAs and the resold MTS/MTS-type services must be provided in the same state (except when the same extended area service arrangement is provided in two (2) different states by the same Telephone Company) in the same exchange, provided by the same Telephone Company and connected directly or indirectly. For those exchanges that encompass more than one state, the customer shall report the information by state within the exchange.</p>	
<p>(3) Direct and Indirect Connections</p> <p>Each of the access group or BSA arrangements used by the customer in association with the resold MTS/MTS-type services must be connected either directly or indirectly to the customer designated premises at which the resold MTS/MTS-type services are terminated. Direct connections are those arrangements where the access groups and resold MTS/MTS-type services are terminated at the same customer designated premises.</p>	
<p>Indirect originating connections are those arrangements where the access groups, BSAs, and the resold originating MTS/MTS-type services are physically located at different customer designated premises in the same exchange. Such different customer designated premises are connected by facilities that permit a call to flow from access groups to resold MTS/MTS-type services.</p>	
<p>Indirect terminating connections are those arrangements where the access groups, BSAs, and resold terminating MTS/MTS-type services are physically located at different customer designated premises in the same exchange. Such different customer designated premises are connected by facilities that permit a call to flow from resold terminating MTS/MTS-type services to access groups or BSAs.</p>	



### XIII. CARRIER COMMON LINE SERVICE (Continued)

<p>(4) Access Groups and BSAs – Non-equal Access Offices Only</p> <p>The adjustments, as set forth here and in (5) and (6) following, will be computed separately for each access group and for each BSA.</p>	
<p>When all the usage on an access group or BSA originates from and/or terminates to end offices that have not been converted to equal access, the non-premium charge per minute, as set forth in XIII.E., will apply. The access minutes which will be subject to Carrier Common Line charges will be the adjusted originating interstate access minutes for such access groups or BSAs.</p>	
<p>The adjusted originating access minutes will be the originating interstate access minutes less the reported resold originating MTS/MTS-type service minutes of use, as set forth in (1)(a) preceding, but not less than zero (0). The adjusted terminating access minutes will be the terminating interstate access minutes less the reported resold terminating MTS/MTS-type service minutes of use, as set forth in (1)(b) preceding, but not less than zero (0).</p>	
<p>(5) Access Groups and BSAs – Equal Access Offices Only</p> <p>When all the usage on an access group or BSA originates from and/or terminates to end offices that have been converted to equal access, the premium charge per minute, as set forth in XIII.E., will apply. The minutes billed Carrier Common Line charges will be the adjusted originating interstate access minutes and the adjusted terminating interstate access minutes for such access groups or BSAs.</p>	
<p>The adjusted originating access minutes will be the originating interstate access minutes less the reported resold originating MTS/MTS-type service minutes of use, as set forth in (1)(a) preceding, but not less than zero (0). The adjusted terminating access minutes will be the terminating interstate access minutes less the reported resold terminating MTS/MTS-type service minutes of use, as set forth in (1)(b) preceding, but not less than zero (0).</p>	
<p>(6) Access Groups and BSAs – Non-equal Access and Equal Access Offices</p> <p>When an access group or BSA has usage that originates from and/or terminates to both end offices that have been converted to equal access and end offices that have not been converted, both premium and non-premium per minute charges, as set forth in XIII.E., will apply respectively. The minutes billed Carrier Common Line charges will be the adjusted originating interstate access minutes plus the adjusted terminating interstate access minutes for such access groups or BSAs.</p>	
<p>The adjusted originating access minutes will be the originating interstate access minutes less the reported resold originating MTS/MTS-type service minutes of use, as set forth in (1)(a) preceding, but not less than zero (0). The adjusted terminating access minutes will be the terminating interstate access minutes less the reported resold terminating MTS/MTS-type service minutes of use, as set forth in (1)(b) preceding, but not less than zero (0).</p>	

### XIII. CARRIER COMMON LINE SERVICE (Continued)

<p>The adjusted originating access minutes and the adjusted terminating access minutes will be apportioned between premium and non-premium access minutes using end-office specific usage data when available, or when usage data are not available, usage ratios, as set forth in <i>V.E.2.h.(1)</i> and <i>V.E.2.h.(6)</i>, will be utilized. The premium and non-premium per minute charges set forth in <i>XIII.E.</i> will apply to the respective premium and non-premium access minutes determined in this manner.</p>	
<p>(7) When the Adjustment Will Be Applied to Customer Bills</p> <p>The adjustment, as set forth in (4), (5) and (6) preceding, will be made to the involved customer account no later than either the next bill date, or the one subsequent to that, depending on when the usage report is obtained.</p>	
<p>(8) Conversion of Billed Usage to Minutes</p> <p>When the MTS/MTS-type usage is shown in hours, the number of hours shall be multiplied by sixty (60) to develop the associated MTS/MTS-type minutes of use. If the MTS/MTS-type usage is shown in a unit that does not show hours or minutes, the customer shall provide a factor to convert the shown units to minutes.</p>	
<p>(9) Mixed Interstate and Intrastate Usage</p> <p>The adjustment, as set forth in (4), (5) and (6) preceding, will be made to the involved customer account after making the adjustments to the customer account, as set forth in <i>V.E.2.d..</i></p>	
<p>4. <i>Tandem Switch Signaling</i></p> <p>a. When Tandem Switch Signaling (TSS) is provided with originating Feature Group D service, the Carrier Common Line rate element will be billed to the customer to whom the Carrier Identification Code is assigned.</p>	
<p>b. When terminating tandem routed service is received from the TSS customer, the carrier common line charges for the terminating minutes of use to each end office from the TSS customer's location will be billed in the following manner:</p> <p>(1) If the TSS customer is not the customer of record, the customer of record, i.e., the customer who ordered the facilities to the TSS customer's location, or the customer on whose behalf the TSS customer has ordered the facilities as agent for the customer, will be billed for all terminating Carrier Common Line charges.</p>	
<p>(2) If the TSS customer is the customer of record for facilities to the TSS customer's location, the terminating Carrier Common Line charges are the responsibility of the TSS customer. At the TSS customer's request, the Telephone Company will bill each of the TSS customer's customers directly for their respective Carrier Common Line charges, if the TSS customer agrees to furnish the Telephone Company, free of charge, the call detail information necessary to bill the TSS customer's users as set forth in <i>V.E.2.h.(7)</i>.</p>	

**XIII. CARRIER COMMON LINE SERVICE** (Continued)

<p>5. <i>Presubscribed Interexchange Carrier Charge</i></p> <p>a. Presubscribed Interexchange Carrier Charges (PICC) compensate the Telephone Company for Telephone Company provided common lines for access to end users.</p>	
<p>The PICC is a flat-rated charge assessed on the end user's presubscribed carrier. End user customers who do not select a presubscribed carrier will be billed the PICC. The PICC shall not be applicable to any type of payphone lines (per FCC 03-139, Access Charge Reform Order).</p>	

### XIII. CARRIER COMMON LINE SERVICE

b. Rates and Charges

<u>Jurisdiction</u>	Monthly Rate Per Presubscribed Multiline <u>Business Line</u>
Idaho	.00
Oregon	2.13
Washington	.13

<u>Jurisdiction</u>	Monthly Rate Per Presubscribed <u>ISDN PRI Arrangement</u>
Idaho	.00
Oregon	10.65
Washington	.65

<u>Jurisdiction</u>	Monthly Rate One Line Centrex <u>Per Line</u>	Monthly Rate Two Line Centrex <u>Per Line</u>
Idaho	.00	.00
Oregon	2.13	1.07
Washington	.13	.07

<u>Jurisdiction</u>	Monthly Rate Three Line Centrex <u>Per Line</u>	Monthly Rate Four Line Centrex <u>Per Line</u>
Idaho	.00	.00
Oregon	.71	.53
Washington	.04	.03

<u>Jurisdiction</u>	Monthly Rate Five Line Centrex <u>Per Line</u>	Monthly Rate Six Line Centrex <u>Per Line</u>
Idaho	.00	.00
Oregon	.43	.36
Washington	.03	.02

<u>Jurisdiction</u>	Monthly Rate Seven Line Centrex <u>Per Line</u>	Monthly Rate Eight Line Centrex <u>Per Line</u>
Idaho	.00	.00
Oregon	.30	.27
Washington	.02	.02

(Continued)

### XIII. CARRIER COMMON LINE SERVICE

(Continued from previous page)		
	Monthly Rate Nine Line Centrex	
<u>Jurisdiction</u>	<u>Per Line</u>	
Idaho	.00	
Oregon	.24	
Washington	.01	
E. <u>Rates and Charges</u>		
	<u>Nonpremium Rate</u>	
	Per	Per
	Originating 8YY	Originating Non-8YY
<u>Jurisdiction</u>	<u>Access Minute</u>	<u>Access Minute</u>
Idaho	.0000000	.0000000
Oregon	.0000000	.0000000
Washington	.0000000	.0000000
	<u>Premium Rate</u>	
	Per	Per
	Originating 8YY	Originating Non-8YY
<u>Jurisdiction</u>	<u>Access Minute</u>	<u>Access Minute</u>
Idaho	.0000000	.0000000
Oregon	.0000000	.0000000
Washington	.0000000	.0000000

TRANSMITTAL NO. 6

## **XIV. END USER FIA**

The Telephone Company will provide End User FIA to end users who obtain local telephone service from the Telephone Company under its General and/or Local tariffs and to end users and ICs that obtain FIA from the Telephone Company under this tariff.	
<b>A. <u>General Description</u></b>  End User FIA provides for the use of a Common Line (excluding Public Pay Telephone connections) by an end user or an IC.	
Use of a Common Line is provided twenty-four (24) hours a day, seven (7) days a week.	
<b>B. <u>Limitations</u></b>  1. A Telephone number is not provided with End User FIA.  2. Detail billing is not provided for End User FIA.  3. Directory listings are not included in the rates and charges for End User FIA.  4. Intercept arrangements are not included in the rates and charges for End User FIA.  5. (Reserved for Future Use)	
<b>C. <u>(Reserved for Future Use)</u></b>	
<b>D. <u>Liability</u></b>  The regulations as set forth in <i>III.A.3.</i> preceding apply to a customer provided with End User FIA.	
<b>E. <u>Provision and Ownership of Telephone Numbers</u></b>  The customer has no property right to the telephone number assignment or any other call number designation associated with End User FIA. The Telephone Company reserves the right to assign, designate or change such numbers, or the Telephone Company serving Central Office prefixes associated with numbers, when reasonably necessary in the conduct of its business.	
<b>F. <u>(Reserved for Future Use)</u></b>	
<b>G. <u>(Reserved for Future Use)</u></b>	
<b>H. <u>(Reserved for Future Use)</u></b>	
<b>I. <u>Payment Arrangements and Credit Allowances</u></b>  1. <i>Payment of Rates, Charges and Deposits</i>  The regulations as set forth in <i>III.D.1.</i> preceding apply to customers provided with End User FIA.	

## XIV. END USER FIA (Continued)

<p><b>2. Temporary Suspension of Service</b></p> <p>When an End User temporarily suspends its Local Exchange Service which is associated with End User FIA, the credit allowance for the Common Line and the Access Recovery Charge (ARC) is the same as that for the associated Local Exchange Service as set forth in the local general services tariffs.</p>	
<p><b>3. Changes to ASRs</b></p> <p>When changes FIA is cancelled when the ASR for the associated local telephone service is cancelled. No cancellation charges apply.</p>	
<p><b>4. Changes to ASRs</b></p> <p>When changes are made to ASRs for the local telephone service or Switched Access associated with End User FIA, any necessary changes will be made for End User FIA. No charges will apply.</p>	
<p><b>5. Allowance for Interruptions</b></p> <p>When there is an interruption to End User FIA, no credit will be allowed for an interruption of less than twenty-four (24) hours. The customer will be credited for an interruption of twenty-four (24) hours or more at the rate of 1/30th of the Common Line per month charge for End User FIA for each period of twenty-four (24) hours or major fraction thereof that the interruption continues from the time of notice to the Telephone Company that an interruption has occurred.</p>	
<p><b>J. Rate Regulations</b></p> <p>1. When the end user's local service is provided by the Telephone Company, the end user will be charged the End User Access Charge and an Access Recovery Charge (ARC). When end user local service is provided by a local service provider that resells local service (reseller), the reseller will be charged the End User Access Charge, and ARC.</p>	
<p>2. Residence rates, as set forth in XIV.K. following, apply to common lines that are subject to residential rates under Telephone Company General and/or Local tariffs.</p>	
<p>End user residence common line rates are applied as primary or non-primary.</p>	
<p>Until January 1, 1999, the primary residence end user common line rates will apply to only one line when the customer has more than one line billed on a single account for the same service name at the same service address.</p>	
<p>Effective January 1, 1999, the designation of primary and non-primary will be changed as follows. The primary rate is assessed to the residential subscriber line which is any or all of the following:</p> <p>a. the only line provided at that service address; or,</p>	

**XIV. END USER FIA (Continued)**

b. the first line installed at that location. Any additional residence exchange lines at the same service location, regardless of the named subscriber, will be assessed the non-primary rate; or,	
c. the line designated as the primary by the billed party or parties when multiple exchange lines are ordered at the same time for the same service location.	
In most cases only one line at a service location can be classified primary, all others are considered to be non-primary.	
The primary residence end user common line charge shall be reduced up to \$6.50 and the ARC charge will not be applied for lifeline service.	
Business Single Line rates, as set forth in <i>XIV.K.</i> following, apply to common lines that are not subject to residential rates under Telephone Company General and/or Local tariffs when only one such line is obtained by the same customer within a state from the same Telephone Company.	
Business Multiline rates, as set forth in <i>XIV.K.</i> , apply to common lines, that are not subject to residential rates under Telephone Company General and/or Local tariffs when more than one such line is obtained by the same customer within a state from the same Telephone Company and to all pay telephone common lines. Central Office located Centrex and Centrex-type services are rated as set forth in <i>XIV.K.</i> for Business Multiline except as set forth in <i>c.</i> following.	
A distinction should be made between multi-line and multi-party service, in that each party of a multi-party service is treated as a single-party service for rate application. For example:	
- A multi-party residential subscriber with one (1) line will be assessed the residence rate.	
- A multi-party residential subscriber with two (2) or more terminating lines will be assessed the residence rate for each of those lines.	
- A multi-party business subscriber with one (1) terminating line will be assessed the business single-line rate.	
- A multi-party business subscriber with two (2) or more terminating lines will be assessed the business multi-line rate for each of those lines.	
3. Central Office located Centrex Dormitory (Residential) Service is a service to a college, university or school that serves the students or faculty dormitory (residential) quarters. Residence rates, as set forth in <i>XIV.K.</i> , apply to Common Lines used to provide Centrex Dormitory Service.	
4. For service provided as Remote Call Forwarding, residential or business, under the General and/or Local exchange service tariffs, End User Access charges do not apply.	
5. Pay Telephone common lines and related facilities are rated as Business Multiline as set forth in <i>XIV.J.2.</i> .	



**XIV. END USER FIA (Continued)**

6. For Integrated Services Digital Network-Primary Rate Interface (ISDN PRI) the ISDN PRI end-user charge as set forth in <i>XIV.K.</i> will apply per ISDN PRI service. Each ISDN PRI service will be assessed the equivalent of five Multi-Line Business ARC charges.				
7. For Integrated Services Digital Network-Basic Rate Interface (ISDN BRI) the ISDN BRI end user charge as set forth in <i>XIV.K.</i> will apply per ISDN BRI service.				
8. The ARC is assessed when an end user or reseller obtains local exchange service from the Telephone Company, and is a per month rate that is assessed to the end user or reseller of the associated local exchange service.				
<b>K. <u>Rates and Charges</u></b>				
Monthly rates for Common Lines are as follows:				
		<u>Per Common Line</u>		
		Business Multi-Line	Business Single Line	
			And Primary Residence	Non Primary Residence
<u>Jurisdiction</u>	<u>Monthly Rate</u>	<u>Monthly Rate</u> <sup>105</sup>	<u>Monthly Rate</u>	<u>Monthly Rate</u>
Idaho	9.20	6.50		7.00
Oregon	9.20	6.50		7.00
Washington	9.20	6.50		7.00
1. Monthly rates for Common Lines are as follows:				
		<u>Per Common Line</u>		
		ISDN BRI	ISDN PRI	
<u>Jurisdiction</u>	<u>Monthly Rate</u>	<u>Monthly Rate</u>	<u>Monthly Rate</u>	
Idaho	7.00		46.00	
Oregon	7.00		46.00	
Washington	7.00		46.00	

<sup>105</sup> Residence Lifeline service is provided as described in *XIV.J.2.*

## XIV. END USER FIA

### 2. *Access Recovery Charge (ARC)*

The rates for the ARC, where applicable, are provided below.

	General Rate Per Month
Residence, Non-Primary Residence, and ISDN BRI, all jurisdictions	
- Individual Line or trunk, each	\$1.29
Single Line Business	
- Individual Line or trunk, each	\$1.38
Multi-Line Business, ISDN PRI, Centrex, Per individual line or trunk	
- Idaho	\$2.59
- Oregon	\$2.59
- Washington	\$2.59

TRANSMITTAL NO. 12

## XIV. END USER FIA

The following exchanges by company have exemptions from or exceptions to the general rate for Residence, Non-Primary Residence, and ISDN BRI ARC:

Ziplly Fiber Telephone Companies – Oregon

<u>Exchange</u>	<u>Rates</u> <u>Per Month</u>
ALOHA	\$0.00
AMITY	\$0.00
AUMSVILLE	\$0.00
BANDON	\$0.00
BANKS	\$0.00
BEAVERTON	\$0.00
BULL MOUNTAIN	\$0.00
COQUILLE	\$0.00
DETROIT	\$0.00
FOREST GROVE	\$0.00
GASTON	\$0.00
GRAND ISLAND	\$0.00
GRESHAM	\$0.00
HILLSBORO	\$0.00
LAKESIDE	\$0.00
MILL CITY	\$0.00
MURPHY	\$0.00
MYRTLE POINT	\$0.00
NEWBERG	\$0.00
ORIENT	\$0.00
POWERS	\$0.00
SANDY	\$0.00
SCHOLLS	\$0.00
SHERWOOD	\$0.00
SILVERTON	\$0.00
SOMERSET WEST	\$0.00
STAFFORD	\$0.00
SUNNYSIDE	\$0.00
TIGARD	\$0.00
TUALATIN	\$0.00
VALLEY VIEW	\$0.00
VERNONIA	\$0.00
WILSONVILLE	\$0.00
YAMHILL	\$0.00
All Other Exchanges	General rate

## XV. EXCEPTIONS TO FIA OFFERINGS

### General

The FIA/Services offered under the provisions of this tariff are subject to availability as set forth in *III.A.4.* preceding. In addition, FIA/Services are not offered in the operating territory of the following companies:

*Northwest Fiber Companies dba Zipty Fiber:*

- Idaho  
Special Access – Temporary Videoband Services
- Oregon  
Special Access – Temporary Videoband Services

TRANSMITTAL NO. 7

## XVI. COIN SERVICES

<p><b>A. <u>General</u></b></p> <p>This section contains the rules and regulations pertaining to the provision of 1+ Coin Presubscription Service for the handling of 1+ interLATA sent-paid traffic from the Telephone Company's pay telephones.</p>	
<p><b>B. <u>Service Description</u></b></p> <p>1+ Coin Presubscription Service provides the routing of 1+ interLATA sent-paid calls from Telephone Company pay telephones to the presubscribed 0+ Interexchange Carrier (customer) directly, to its designated secondary service provider, or to the default carrier, provided said carrier continues to accept such default traffic. The default carrier option will expire when the default carrier ceases to accept such traffic or when the presubscribed 0+ provider is able to handle such calls or route them to secondary service provider, whichever comes first. The customer has the following options:</p> <ol style="list-style-type: none"><li>1. to receive both 0+ and 1+ interLATA calls originated from Telephone Company pay telephones; or,</li><li>2. to receive the 0+ interLATA calls and select one secondary service provider per LATA to receive the 1+ interLATA sent-paid traffic; or,</li><li>3. to receive the 0+ interLATA calls and continue to default the 1+ interLATA sent-paid calls until the presubscribed 0+ provider is ready to handle (to receive both 0+ and 1+ interLATA calls or to receive 0+ interLATA calls and select a secondary service provider per LATA for 1+ interLATA calls) such calls.</li></ol> <p>The customer is solely responsible for all 0+ and 1+ interLATA calls originating from the Telephone Company pay telephone when it handles 1+ interLATA sent-paid traffic or selects a secondary service provider to handle the 1+ interLATA sent-paid calls.</p> <p>The Telephone Company must receive written authorization from the customer prior to routing 1+ interLATA sent-paid calls to the selected secondary service provider. If the customer selects a secondary service provider to handle 1+ interLATA sent-paid traffic, any arrangements will be solely between the customer and its selected secondary service provider.</p>	
<p><b>C. <u>Service Provisioning</u></b></p> <p>The Telephone Company will provide 1+ interLATA sent-paid coin access from equal access end offices to the customer's designated location via Telephone Company's access tandems, at the customer's option or via direct routed trunks from the end office.</p> <p>The Telephone Company will generally provide, where available, one of two types of call setup signaling from its pay telephones, Tandem Access InterLATA Sent-Paid (TAISP) signaling or Exchange Access Operator Services System (EAOSS) signaling to the CDL dependent upon the access tandem technology type. Modified Operator Services signaling (MOSS) is only available via direct routed trunks from the end office to the CDL, and is not offered via access tandems. Where the customer has ordered direct routed trunks from the end office to the CDL, either MOSS or TAISP/EAOSS signaling may be provided, at the option of the customer, as long as the end office is suitably equipped.</p>	

TRANSMITTAL NO. 7

## XVI. COIN SERVICES (Continued)

### D. Collection and Remittance of Coin Station Monies

When the customer is provided Operator Assistance-Coin or Combined Coin and Noncoin or Operator Assistance-Full Feature Arrangements for sent-paid pay telephone access as set forth in Section V., the Telephone Company will collect sent-paid monies from pay telephone stations and will remit monies to the customer as set forth in XVI.F.4.. The Telephone Company will provide message call detail format and bill periods used to determine the monies upon request from the customer.

### E. Provision of Message Call Detail Concerning Coin Station Monies

Where Operator Assistance-Coin or Combined Coin and Noncoin or Operator Assistance-Full Feature Arrangements for sent-paid pay telephone access is provided to the customer and the customer wishes to receive the monies it is due for the monies collected by the Telephone Company from coin pay telephone stations, the customer shall furnish to the Telephone Company, at a location specified by the Telephone Company, the customer message call detail for the customer sent-paid (coin) pay telephone calls in accordance with the Telephone Company collection schedule. The customer message call detail furnished shall be in a standard format established by the Telephone Company. The Telephone Company will provide to the customer the precise details of the required standard format. If, in the course of Telephone Company business, it is necessary to change the standard format, the Telephone Company will provide notification to the involved customer six (6) months prior to the change. If no customer message call detail is received from the customer for each bill period established by the Telephone Company, the Telephone Company will assume there were no customer sent-paid (coin) pay telephone calls for the period. In addition the customer shall furnish a schedule of its charges for sent-paid (coin) calls to the Telephone Company at a location and date as specified by the Telephone Company. Any change in the customer's schedule of charges shall be furnished to the Telephone Company one day after the change becomes effective.

### F. Payment of Coin Sent-Paid Monies

The Telephone Company will collect the monies from coin pay telephone stations and will determine the remit amounts due to a customer which is provided Operator Assistance-Coin or Combined Coin and Noncoin or Operator Assistance-Full Feature Arrangements for sent-paid pay telephone access as set forth in Section V. as follows:

#### 1. *Bill Period Coin Revenue*

The Telephone Company will establish a collection schedule for each coin pay telephone station and will collect the monies from the coin pay stations based on this collection schedule. The monies collected based on this schedule during each bill period established by the Telephone Company will be identified by coin pay telephone station and summed to develop the Bill Period Coin Revenue for each coin record day (i.e., the day a record is prepared and dated to show the amount due the customer).

## XVI. COIN SERVICES (Continued)

<p><b>2. Total Customer Coin Revenue</b></p> <p>The interstate Total Customer Coin Revenue will be determined by the Telephone Company based on the customer message call detail received from the customer for each bill period and the customer's schedule of charges for sent-paid coin calls. Such Total Customer Coin Revenue will be developed each coin record day.</p>	
<p><b>3. Recourse Adjustments</b></p> <p>For each coin record day, the Telephone Company will subtract from the total customer Coin Revenue an amount for coin station shortages. Coin station shortages are amounts resulting from unauthorized calling at coin pay telephone stations, use of unauthorized coins (i.e., foreign coins, slugs and improper use of U.S. pennies), unauthorized removal of coins from coin pay telephone stations and coin refunds beyond the Telephone Company's control. Such amount for coin station shortages will be developed by the Telephone Company by multiplying the Total Customer Coin Revenue for each coin record day by a shortage factor. Such amount will be rounded to the nearest penny. The shortage factor will be determined by dividing the yearly total coin shortage amount by the yearly total coin revenue amount (i.e., total coin revenue equals the Coin Revenue due under exchange tariffs, state toll tariffs and interstate toll tariffs). The total coin shortage amount and the total revenue amount will be determined by the Telephone Company through an annual special study.</p>	
<p><b>4. Payment of Net Customer Coin Revenue</b></p> <p>The Telephone Company will determine the Net Customer Coin Revenue for each coin record day by subtracting from the Total Customer Coin Revenue determined as set forth in 2. preceding the amount for coin station shortages determined as set forth in 3. preceding. On the date (payment date) determined by adding forty-five (45) days to the coin record day, the Telephone Company will remit payment to the customer for the Net Customer Coin Revenue.</p>	
<p><b>5. Audit Provisions</b></p> <p>Upon reasonable written notice by the customer to the Telephone Company, the customer shall have the right through its authorized representative to examine and audit, during normal business hours and at reasonable intervals as determined by the Telephone Company, all such records and accounts as may under recognized accounting practices contain information bearing upon the determination of the amount payable to the customer. Adjustment shall be made by the proper party to compensate for any errors or omissions disclosed by such examination or audit. Neither such right to examine and audit nor the right to receive such adjustment shall be affected by any statement to the contrary, appearing on checks or otherwise, unless such statement expressly waiving such right appears in a letter signed by the authorized representative of the party having such right and delivered to the other party.</p>	
<p>All information received or reviewed by the customer or its authorized representative is to be considered confidential and is not to be distributed, provided or disclosed in any form to anyone not involved in the audit, nor is such information to be used for any other purpose.</p>	

## XVII. ADVANCED COMMUNICATIONS NETWORKS

<p>A. [Untitled]</p> <p>1. <i>General</i></p> <p>This section contains the rules and regulations pertaining to the provision of Packet Switching Network Service<sup>106 107</sup>, and TCP/IP Data Aggregation service (Modem-Based Dial Up Network Access). The regulations and rates specified herein are in addition to the applicable regulations and rates specified in other sections of this tariff.</p>							
<p>The following is a list of the Telephone Company's Open Network Architecture (ONA) Packet Service Basic Service Elements (BSEs) which provide a cross-reference to the generic ONA product names.</p>							
<p>2. <i>Name</i></p> <table><tr><td><u>Generic Name</u></td><td><u>The Company</u></td></tr><tr><td>Fast Select Acceptance – Packet</td><td>Fast Select</td></tr><tr><td>Fast Select Request – Packet</td><td>Fast Select</td></tr></table>	<u>Generic Name</u>	<u>The Company</u>	Fast Select Acceptance – Packet	Fast Select	Fast Select Request – Packet	Fast Select	
<u>Generic Name</u>	<u>The Company</u>						
Fast Select Acceptance – Packet	Fast Select						
Fast Select Request – Packet	Fast Select						
<p>3. <i>Administrative Changes</i></p> <p>Administrative changes to existing service will be made without charge(s) to the customer. Administrative changes are as follows:</p> <ul style="list-style-type: none"><li>- Change of customer name, i.e., the customer or record does not change but rather the name of record changes its name, e.g., XYZ Company to XYZ Communications,</li><li>- Change of customer premises address when the change of address is not a result of a physical relocation of facilities,</li><li>- Change in billing data (name, address, or contact name or telephone number),</li><li>- Change of customer contact name or telephone number,</li><li>- Change of customer service element identification, and</li><li>- Change of jurisdiction involving no physical changes to the service.</li></ul>							

---

<sup>106</sup> Effective November 19, 2005, this service is no longer available to any customer who is not a customer as of November 19, 2005. Effective November 19, 2005, existing customers may not make additions, moves or changes to this service or submit any new orders for this service.

<sup>107</sup> Pursuant to FCC 17-43, released April 28, 2017, ZiPLY Fiber has detariffed 1.) TDM channel terminations for wire enters in competitive counties, and 2.) packet-based services. Terms and Conditions for detariffed services can be found in the Interstate Service Guide and Pricelist.

TRANSMITTAL NO. 7



## XVII. ADVANCED COMMUNICATIONS NETWORKS (Continued)

<p>4. <i>Moves</i></p> <p>A move involves a change in the physical location of the point of termination of service. A move normally involves an interruption of service for the period required to complete the move. No credit allowance will be granted for that period. Special Construction as set forth in Section IV.A.3. preceding may also be applicable at the different CDL.</p>	
<p>A customer may request that service not be interrupted during a move. To comply with that request, it may be necessary to install a duplicate service, and subsequently discontinue the existing service. Charges, monthly and nonrecurring, will apply for the duplicate service. A new minimum period will be established for the duplicate portion of the service, depending on which end of the service is moved. The customer will remain responsible for all minimum period charges associated with the corresponding portion of the disconnected service.</p>	
<p>The charge for the move depends on whether the move is within the same CDL or to a different CDL.</p> <p>a. Same CDL</p> <p>When the move of a termination of FIA, as defined in Section III.A.5., is to a new point within the same CDL (same address and/or same building), the charge for the move will be the installation charge for the portion of the service being reterminated. There will be no change in the minimum period requirements. For services subject to payment plan regulations, the same payment period will remain in force.</p>	
<p>b. Different CDL</p> <p>(1) When the move is to a different CDL (different address and different building), except as specified below, it will be treated as a disconnect and an installation of service. The appropriate service installation charge for the service termination(s) affected will apply. A new minimum period will be established for the installed service. The customer will remain responsible for all minimum period charges associated with the disconnected service. For services subject to payment plan regulations, a new payment plan will be established and full assessment of the remaining liabilities will be applicable.</p>	
<p>(2) When the move is to a different CDL but served by the same serving wire center, the following conditions apply:</p> <ul style="list-style-type: none"><li>- A change ASR will be required.</li><li>- The appropriate service installation charge for the service termination(s) will apply.</li><li>- For services subject to payment plan regulations, if the customer of record remains the same with no lapse in service, the appropriate NRCs for changes will apply. Otherwise, the move will be treated as a disconnect and an installation of service and all appropriate NRCs and full assessment of the remaining liabilities will be applicable.</li></ul>	

## XVII. ADVANCED COMMUNICATIONS NETWORKS (Continued)

B. <u>(Reserved for Future Use)</u> <sup>108</sup>													
C. <u>(Reserved for Future Use)</u>													
D. <u>(Reserved for Future Use)</u>													
E. <u>TCP/IP Data Aggregation Service</u>  1. <i>Service Description</i>  TCP/IP Data Aggregation Service is available in three Modem-Based Dial Up Network Access service options. The basic offering is identified as Option 1 following. The high density offering is identified as Option 2 following. Option 3 provides a reduced rate for existing Modem-Based Dial Up Network Access customers who have completed a Specialized Arrangement or other full term commitment under Option 1 or Option 2, as set forth in c. following.  a. Modem-Based Dial Up Network Access service Option 1  Modem-Based Dial Up Network Access service Option 1 is only available from ZiPLY Fiber Telephone Companies TARIFF FCC NO. 2 and 3.  - Modem-Based Dial Up Network Access modem based data aggregation provides analog and ISDN dial-up channels which enable the customer to collect, concentrate, and transport traffic from end users to customer designated locations.													
All IP (Internet Protocol) addressing and authentication are the responsibility of the customer. Modem-Based Dial Up Network Access does not include the end user access service.													
Modem-Based Dial Up Network Access does utilize TCP/IP protocols based on Technical Reference STD 0001. This tariff supports the following standards:  <table> <tr> <td>IP</td><td>Internet Protocol</td></tr> <tr> <td>TCP</td><td>Transmission Control Protocol</td></tr> <tr> <td>SLIP</td><td>Serial Line IP</td></tr> <tr> <td>CSLIP</td><td>Compressed Serial Line IP</td></tr> <tr> <td>PPP</td><td>Point to Point Protocol</td></tr> <tr> <td>HSSI</td><td>High Speed Serial Interface</td></tr> </table>	IP	Internet Protocol	TCP	Transmission Control Protocol	SLIP	Serial Line IP	CSLIP	Compressed Serial Line IP	PPP	Point to Point Protocol	HSSI	High Speed Serial Interface	
IP	Internet Protocol												
TCP	Transmission Control Protocol												
SLIP	Serial Line IP												
CSLIP	Compressed Serial Line IP												
PPP	Point to Point Protocol												
HSSI	High Speed Serial Interface												

<sup>108</sup> Terms and Conditions for Packet Switching Network Service can now be found in the Interstate Service Guide and Pricelist.

## XVII. ADVANCED COMMUNICATIONS NETWORKS (Continued)

<p>b. Modem-Based Dial Up Network Access service Option 2</p> <p>In addition to the description of service under Modem-Based Dial Up Network Access service Option 1, Modem-Based Dial Up Network Access service Option 2 utilizes high density modem aggregation equipment that accepts a higher data rate of incoming traffic and delivers a higher data rate output than is available under Option 1. The equipment has the capacity for two thousand six hundred eighty-eight (2,688) modems per chassis, as compared with the equipment used for Option 1, which can accommodate up to four hundred eighty (480) modems per chassis. The greater number of modems results in the capability to accept a larger number of incoming calls than is offered under Option 1. The equipment used in this option is designed for this higher traffic volume and requires a minimum input data rate from the central office switch of 45 Mbps, as contrasted with Option 1, where the equipment can accept incoming data up to a maximum rate of 1.544 Mbps. In order to accommodate the greater number of incoming calls and provide the 45 Mbps input, the equipment may use multiplexing functionality to aggregate the traffic from the switch to the modem aggregation equipment.</p>	
<p>Modem-Based Dial Up Network Access service Option 2 is available only under a three (3) year minimum subscription period, and only with a minimum of one hundred fifty-one thousand one (151,001) channels from ZiPLY Fiber Telephone Companies Tariff FCC No. 2 and 3.</p>	
<p>The modem aggregation equipment is for the exclusive use of the customer, and will be provisioned in accordance with a mutually agreed implementation plan. This option is provisioned with a minimum requirement for one hundred forty-four (144) channels at each Telephone Company central office.</p>	
<p>The service will be delivered to the customer at data rates of 45 Mbps.</p>	
<p>The service provides the customer with monitoring and management capabilities, and gives the customer exclusive operational control over the functionality of the equipment. The customer's operation software and system must be capable of handling the higher data rates available under this option. Specifications for the current system requirements are available from the Telephone Company.</p>	
<p>Modem-Based Dial Up Network Access service provided under Option 1 is available where facilities and conditions permit. Modem-Based Dial Up Network Access service provided under Option 2 is available from selected wire centers as identified in NATIONAL EXCHANGE CARRIER ASSOCIATION, INC. TARIFF F.C.C. No. 4. Some of these wire centers are suitably equipped to provide the service while others subtend a suitably equipped wire center. Included in the Modem-Based Dial Up Network Access service Option 2 rates set forth in 5. following is the necessary transport from a subtending wire center to a suitably equipped wire center for this Option 2.</p>	

## XVII. ADVANCED COMMUNICATIONS NETWORKS (Continued)

<p>c. Modem-Based Dial Up Network Access service Option 3</p> <p>Modem-Based Dial Up Network Access Option 3 permits existing Modem-Based Dial Up Network Access customers, as of May 20, 2006, that have met one of the following requirements, to convert their existing Modem-Based Dial Up Network Access service to Option 3 service:</p> <p>(1) subscribed to the Specialized Arrangement set forth in section VIII.B.3. preceding and as amended in section VIII.B.3.a. on March 15, 2003, and had such arrangement expire; or</p>	
<p>(2) completed a full term commitment period under Option 1 or Option 2, as set forth in section Modem-Based Dial Up Network Access service Option 1 4.d. following and section Modem-Based Dial Up Network Access service Option 2 4.a. following, respectively.</p>	
<p>When the customer elects to convert their existing Modem-Based Dial Up Network Access, service Option 1 or Option 2 to Option 3, the customer must provide written notification of enrollment to the Telephone Company.</p>	
<p><b>2. Obligations of the Telephone Company</b></p> <p>The Telephone Company has the service responsibility up to and including the network interface. Special Access Lines and Special Transport beyond the TCP/IP data aggregation service (Modem-Based Dial Up Network Access<sup>sm</sup>) are available from Section VI., and SONET from Section XXI..</p>	
<p>The Telephone Company will notify the customer of the completion and readiness of the requested Modem-Based Dial Up Network Access site.</p>	
<p>Equipment to provide Modem-Based Dial Up Network Access will be selected at the discretion of the Telephone Company. Customer requests regarding the configuration and design of the equipment will be considered by the Telephone Company and employed in equipment selection when possible.</p>	
<p>For Modem-Based Dial Up Network Access service Option 2, the Telephone Company will provide the customer with one hundred twenty (120) hours' notice in advance of scheduled maintenance at the Telephone Company's central office that could adversely impact the service.</p>	
<p>For Modem-Based Dial Up Network Access service Option 2, the service includes upgrades to hardware and software at no charge to the customer when the Telephone Company's suppliers make such upgrades available to the Telephone Company without charge, and the Telephone Company reasonably determines it can implement the upgrades at nominal cost.</p>	
<p><b>3. Obligations of the Customer</b></p> <p>The customer is responsible for obtaining an appropriate IP address.</p> <ul style="list-style-type: none"> <li>- The customer's equipment must be compatible with the Telephone Company's equipment.</li> </ul>	

## XVII. ADVANCED COMMUNICATIONS NETWORKS (Continued)

- The customer's shall furnish information as may be required by the Telephone Company to design and maintain the service and to assure that the service arrangement is in compliance with the regulations contained herein.	
- The customer's equipment must be in compliance with FCC rules and regulations.	
- The customer must maintain software configuration, software management, and authentication control.	
- The customer must notify the Telephone Company when customer acceptance testing has been completed.	
- For Modem-Based Dial Up Network Access service Option 2, the customer will provide the Telephone Company with at least ten (10) business days prior written notice before deploying any new planned software upgrades on the Modem-Based Dial Up Network Access equipment that would implement any new major features or functionalities. Notwithstanding the foregoing, the customer shall be entitled to make emergency software upgrades and code revisions, without prior notice to the Telephone Company, in the event the customer or its end users experience problems in the network that materially and adversely affect the ability of the Modem-Based Dial Up Network Access channels to meet performance requirements.	
- For Modem-Based Dial Up Network Access service Option 2, the customer must notify the Telephone Company of any firm order cancellations to ordered channels before the Telephone Company begins service installation activities. Firm order cancellations received after installation work has started will incur charges for time and materials. Such cancelled channels shall not be subject to the thirty-six (36) month commitment period for the channel.	
<b>4. Rate Regulations</b>	
a. Modem-Based Dial Up Network Access service Option 1	
(1) Minimum Period	
(a) The minimum service period for Modem-Based Dial Up Network Access modem based data aggregation is four (4) years for initial enrollment with two options for extension during the total time of subscription. A five (5) year rate plan is also available.	
(b) For all TCP/IP data aggregation services, the billing will commence on the date customer acceptance has been completed or the sixtieth (60 <sup>th</sup> ) calendar day following the date of the Telephone Company's notification to the customer of site completion, whichever is sooner.	

## XVII. ADVANCED COMMUNICATIONS NETWORKS (Continued)

<p>(2) Rate Application</p> <p>(a) Modem-Based Dial</p> <p>In the Up Network Access Option 1 rates will be applied on a monthly basis per combined analog or ISDN dial-up channels based upon the total number of billed channels nationwide. The term Nationwide is defined as the aggregate of billed channels for GTE Telephone Operating Companies (GTOCs) and GTE System Telephone Companies (GSTCs). Rates are based on a tiered structure. A dial up channel is defined as an individual circuit from the central office circuit switch to the modem pool.</p>	
<p>In the four (4) year rate plan for modem based dial up TCP/IP, the tiers will be: 4,000-7,999, 8,000-11,999, 12,000-15,999, 16,000-23,999; 24,000-31,999; 32,000-39,999; and 40,000 channels or more on a nationwide basis.</p>	
<p>In the five (5) year rate plan for modem based TCP/IP dial-up channels, the tiers will be: 8,000-11,999, 12,000-23,999, 24,000-39,999, and 40,000 or more on a nationwide basis.</p>	
<p>In the six (6) year rate plan for modem based TCP/IP dial-up channels, the tiers will be: 40,000-59,999, 60,000-79,999, 80,000-99,999, 100,000-119,999, 120,000-139,999, 140,000-159,999, 160,000-179,999, 180,000-199,999, and 200,000 or more channels on a nationwide basis.</p>	
<p>In the seven (7) year rate plan for modem based TCP/IP dial-up channels, the tiers will be: 200,000-99,999 and 300,000 or more channels on a nationwide basis. When the aggregated member of billed channels reaches 300,000 or more, there are three tiers for billing each of the first 300,000 channels and a separate rate for each additional channel exceeding 300,000. The tiers are 300,000-349,999, 350,000-399,999 and 400,000 or more total aggregated billed channels.</p>	
<p>The total number of analog and ISDN Modem-Based Dial Up Network Access service Option 1 channels will determine the rate to be applied to all dial-up channels at each central office. For example, if the total number of dial-up channels is nine thousand two hundred fifty (9,250), all dial-up channels will be rated at the rate for the 8,000-11,999 tier. In those cases where customer orders are awaiting site completion beyond thirty (30) days after ASRs have been verified by the Telephone Company to be provisionable, the rate tier will be determined based upon the total channels billed. Once site completion occurs, <i>XVII.E.4.a.(3)</i> is applicable.</p>	
<p>(3) Term of Commitment</p> <p>The modem based data aggregation service is initially offered as a four (4) year or five (5) year commitment period.</p>	

## XVII. ADVANCED COMMUNICATIONS NETWORKS (Continued)

<p>(4) Commitment Levels</p> <p>An implementation period not to exceed six (6) months for the four (4) year rate plan and twelve (12) months for the five (5) year rate plan will be negotiated between the Telephone Company and the customer. During implementation, the applicable rate will be determined by the total number of modem channels or dedicated ports in service. However,</p> <p>(a) Under the four (4) year rate plan for modem based data aggregation (Modem-Based Dial Up Network Access), if the total number of dial-up channels during implementation is less than 4,000, the rate for 4,000-7,999 will apply. Following the six (6) months implementation period the minimum monthly nationwide commitment is 4,000 combined analog and ISDN dial-up channels. The commitment level will apply to TCP/IP total dial-up channels.</p>	
<p>(b) Under the five (5) year rate plan for modem based data aggregation (Modem-Based Dial Up Network Access), if the total number of dial-up channels during implementation is less than 8,000, the 8,000-11,999 rate will apply. Following the twelve month implementation period, the minimum monthly nationwide commitment is 8,000 combined analog and ISDN dial-up channels. The commitment level will apply to TCP/IP total dial-up channels.</p>	
<p>(5) Changes to Commitment Level</p> <p>Once activated, the total nationwide quantity of analog and ISDN channels must remain in service for the remainder of the commitment period. An allowance of a two percent (2%) decrease to the combined in service quantities of analog and ISDN channels (quantified at each quarterly review) will be permitted. Penalties for not meeting the commitment level are set forth under <i>XVII.E.4.a.(8)</i>.</p>	
<p>(6) Service Enrollment</p> <p>When the customer elects to enroll in Modem-Based Dial Up Network Access, service Option 1, the customer must specify in writing a four (4) year or five (5) year rate plan selection and the enrollment date (which will be the anniversary date). The specified enrollment date must be within ninety (90) days from receipt of the written enrollment request. The customer must also specify the central offices to be included. By the enrollment date, ASRs must be issued to provide the appropriate amount of TCP/IP Channels to fall within the commitment range specified in <i>XVII.E.4.a.(4)(a)</i> or <i>XVII.E.4.a.(4)(b)</i> as appropriate.</p>	

## XVII. ADVANCED COMMUNICATIONS NETWORKS (Continued)

	<p>At enrollment, the minimum modem based services per central office is twenty-four (24) analog channels or twenty-three (23) ISDN channels. The maximum number of central offices deployed to meet the four thousand (4,000) minimum analog and/or ISDN channel commitment is sixty (60) separate central offices. Eight thousand (8,000) analog and/or ISDN channels will have a maximum of one hundred twenty (120) central offices, sixteen thousand (16,000) analog and/or ISDN channels will have a maximum of two hundred forty (240) central offices and twenty-four thousand (24,000) or more analog and/or ISDN channels will have a maximum of three hundred twenty (320) central offices. The three hundred twenty (320) central office maximum is maintained for all channel quantities above twenty-four thousand (24,000).</p>	
	<p>Subsequent to enrollment, growth ASR orders require a twenty-four (24) channel analog or twenty-three (23) ISDN minimum.</p>	
<p>(7) Quarterly Review</p>	<p>Each customer's service commitment will be reviewed quarterly beginning with the first six months following enrollment. The customer will be notified in writing as to the status of the commitment requirements. This notification will inform the customer of any shortfall in the channel quantity level. Penalties for a missed commitment level are set forth under <i>XVII.E.4.a.(8)</i> and <i>XVII.E.4.a.(11)</i>.</p>	
<p>(8) Penalties for Failing to Obtain the First 6-Month/4-Year or First 12-Month/5-Year Commitment Level</p>	<p>At the first quarterly review, when the number of Modem-Based Dial Up Network Access channels is less than the acceptable commitment range, the following penalty charges will apply, based on the difference between the commitment level less two percent (2%) for analog and ISDN dial up channels. Dial-up channel quantity shortfalls of in service units below the minimum commitment level will incur a liability charge of fifty percent (50%) of the 4,000-7,999 channel rate per month, per unit below the commitment level until the enrollment commitment is obtained.</p>	
<p>(9) Service Availability</p>	<p>During the subscription period commencing at the enrollment date, the Telephone Company objective level of service availability will be ninety-five percent (95%) of the monthly hours of operation for each central office. Should the service availability actually be less than ninety-five percent (95%) of monthly hours for the average channel of a central office (e.g., 30 days x 24 hrs. x .95 = 684 hrs.), the customer may terminate subscription for that central office without any termination liability or receive a credit of forty percent (40%) of the monthly bill for that central office.</p>	



## XVII. ADVANCED COMMUNICATIONS NETWORKS (Continued)

<p>(10) Renewal Options</p> <p>(a) Modem-Based Dial Up Network Access Renewal Option 1 – No Growth in Months 37 to 48 of 4-Year Plan or 49 to 60 of 5-Year Plan</p> <p>At the expiration of the term, the customer may select an additional 4-year or 5-year commitment, or convert to a month to month basis. If the customer fails to make a selection, the Telephone Company will notify the customer and continue with an additional month of billing. If the customer does not select a new term agreement within thirty (30) days from the expiration date, billing will automatically continue on a month to month basis. To cancel the agreement after the initial 4-year term or 5-year term, the customer must provide written notification to the Telephone Company that the service will be terminated.</p>	
<p>(b) Modem-Based Dial Up Network Access Renewal Option 2 – Convert to 5-Year Rate Plan/Growth in Months 37 to 48</p> <p>During the first thirty-six (36) months of the 4-year rate plan, the customer may enroll in the 5-year rate plan if the customer has reached the four thousand (4,000) port tier. Months already completed will be credited toward meeting the 5-year enrollment term commitment. The 5-year renewal option has a requirement of reaching the twelve thousand (12,000) port tier within three (3) months following the renewal letter date. Growth is restricted to the first forty-eight (48) months of the 5-year rate plan. No growth is permitted in months 49-60. An allowance of a two percent (2%) decrease in units (quantified at each quarterly review) will be permitted. If the decline in units exceeds two percent (2%), fifty percent (50%) of the monthly rate will be assessed through month sixty (60) for the number of deficient units (exceeding the 2% decline threshold).</p>	
<p>(c) Modem-Based Dial Up Network Access Renewal Option 3 – Convert to 6-Year Rate Plan</p> <p>During the first thirty-six (36) months of the forty-eight (48) month or forty-eight (48) months of the sixty (60) month commitment, the customer may enroll in the 6-year commitment period rate plan, if the customer has reached the forty thousand (40,000) port tier. Months already completed from the original enrollment will be credited to meeting the 6-year enrollment commitment. The customer must request this option in writing and provide a copy of the initial enrollment letter or designate the months accumulated under the initial enrollment. The 6-year plan has no growth restrictions in any of the seventy-two (72) months of the plan.</p>	

## XVII. ADVANCED COMMUNICATIONS NETWORKS (Continued)

<p>(d) Modem-Based Dial Up Network Access Renewal Option 4 – Convert to 7-Year Rate Plan</p> <p>During the first seventy-two (72) months of the 6-year plan, the customer may enroll in the 7-year plan if the customer has reached the two hundred thousand (200,000) port tier. Months already completed from prior plan enrollments will be credited to meeting the 7-year enrollment commitment. The customer must request this option in writing and provide a copy of the initial enrollment letter or designate the months accumulated under the initial enrollment. The 7-year plan has no growth restrictions in any of the eighty-four (84) months of the plan.</p>	
<p>(11) Termination With Liability</p> <p>Once the initial TCP/IP channel level or dedicated unit commitment is met, a reduction of nationwide quantities from the installed base (determined at each quarterly review) will incur a termination liability of fifty percent (50%) of the remaining monthly payments to the end of the subscribed period.</p>	
<p>TCP/IP dial-up, and dedicated access services which are discontinued are not held in reserve for customer use at the time of disconnection.</p>	
<p>(12) Termination Without Liability</p> <p>During the customer's subscription period, should the monthly rate for a customer's TCP/IP data aggregation service increase due to Telephone Company action, the customer may at his/her option, terminate the subscription without penalty or liability.</p>	
<p>b. Modem-Based Dial Up Network Access service Option 2</p> <p>(1) Enrollment Period and Termination of Service</p> <p>(a) Modem-Based Dial Up Network Access service Option 2 requires a thirty-six (36) month commitment period for each channel, commencing on the activation of the channel. The customer must provide the Telephone Company with written notification of subscription to Modem-Based Dial Up Network Access service Option 2.</p>	
<p>(b) After completion of the initial thirty-six (36) month commitment period, channels will remain in service on a month-to-month basis, subject to termination by customer on sixty (60) day written notice and termination by the Telephone Company on one hundred eighty (180) day written notice.</p>	
<p>(2) Rate Application</p> <p>(a) Modem-Based Dial Up Network Access service Option 2 is provided at the annual rates per channel shown in 5. following for the minimum thirty-six (36) month enrollment period, and thereafter on a month-to-month basis at one-twelfth (1/12) of the annual rate.</p>	

## XVII. ADVANCED COMMUNICATIONS NETWORKS (Continued)

<p>(b) The customer can request the Telephone Company move (disconnect and reconnect) channels from one Telephone Company Modem-Based Dial Up Network Access location to another, up to a maximum of five percent (5%) per calendar year quarter of the total channels in service within each calendar quarter, at the per-channel non-recurring charges set out below. Moved channels will be placed back in service within ninety (90) calendar days, or such other reactivation time period as may be mutually agreed-upon at the time of disconnect. Disconnect and reconnect move orders will be processed concurrently. Billing for the channels will continue during the move process. The service interval for moving channels is provided on a negotiated basis. Move charges are shown in 5. following.</p>	
<p>(3) Commitment Levels and Shortfall Charge</p> <p>(a) The customer's minimum commitment under this option is to place in service one hundred fifty-one thousand one 151,001 channels (in the aggregate across all Telephone Company operating territories) by the end of a ramp-up period of two hundred seventy (270) days after the customer's first order for channels, and to maintain that minimum number of channels in-service through the third anniversary of the acceptance date of the customer's initial channel.</p>	
<p>(b) If the Telephone Company ceases to offer high density Modem-Based Dial Up Network Access Service in a location through transfer of ownership of a Telephone Company central office to a non-Telephone Company entity, the minimum commitment shall be reduced by the number of the channels that had been provided at that central office.</p>	
<p>(c) The minimum commitment shall also be reduced by the number of channels terminated by the customer due to missed FOC/CFA dates as described in (7), below.</p>	
<p>(d) Channels that are in the process of being moved shall continue to be counted toward the minimum commitment.</p>	
<p>(e) The minimum commitment ends after the third anniversary referenced in (a), above.</p>	
<p>(f) At the end of the two hundred seventy (270) day ramp-up period specified in (a) above, and on the first and second anniversary of this date, the Telephone Company will notify customer of the current channel inventory and any shortfall below the minimum commitment specified in (a) above. The Telephone Company will then charge the customer for any shortfall in subscribed Modem-Based Dial Up Network Access channels for the applicable period. The shortfall charge is the annual rate multiplied by the number of channels below the minimum commitment.</p>	

## XVII. ADVANCED COMMUNICATIONS NETWORKS (Continued)

<p>(4) Delivery Commitment by the Telephone Company</p> <p>If the Telephone Company cannot complete an installation within fifteen (15) calendar days after the applicable FOC/CFA date specified in the firm order, then at any time prior to the availability of the channel, the customer may terminate the applicable order, upon written notice to the Telephone Company, without any associated cancellation charge or other liability. In such case, the minimum commitment will be reduced by the quantity of channels in the missed order, without any associated increase in the per channel price. The reduction will not apply in the event the Telephone Company and the customer mutually agree to adjust the FOC/CFA dates or to shift the scheduled installation of channels from one location to another.</p>	
<p>(5) Service Availability</p> <p>The Telephone Company's objective for service availability for this high density service option is 99.9% of the monthly hours of operation for each Telephone Company central office that provides the service. Should service availability actually be less than 99.9% of the total monthly hours for the average channels at a central office (e.g., thirty (30) days multiplied by twenty-four (24) hours multiplied by .999 = 719 hours per average channel), the customer will receive a credit of forty percent (40%) of the monthly charge (1/12 of the annual rate) for the affected average channels in the central office.</p>	
<p>(6) Force Majeure</p> <p>The Telephone Company and the customer shall be excused from performance under this high density service option to the extent that performance is delayed or prevented by any event, condition or circumstance that is beyond the control of the party affected and that, despite all efforts of such party to prevent it or mitigate its effects, such event, condition or circumstance prevents the performance by such party of its obligations. Force Majeure Events include, but are not limited to: 1.) explosion and fire; 2.) flood, earthquake, storm, or other natural calamity or act of God; 3.) strike or other labor dispute; 4.) war, insurrection or riot and 5.) acts of or failure to act by any governmental authority. Force Majeure Events do not include acts of customer's customers or end users, including actions that reduce the quantity of Modem-Based Dial Up Network Access channels purchased by those customers or end users, or the length of the term of subscription to such channels.</p>	
<p>(7) Early Termination of Service</p> <p>In the event that Modem-Based Dial Up Network Access service under Option 2 is terminated in its entirety prior to satisfying the thirty-six (36) month enrollment period as described in (1) preceding, the customer is responsible for satisfying the outstanding charges for the minimum commitment through the balance of the enrollment period.</p>	

## XVII. ADVANCED COMMUNICATIONS NETWORKS (Continued)

<p>c. Modem-Based Dial Up Network Access service Option 3</p> <p>If a customer has enrolled in Modem-Based Dial Up Network Access Option 3, as set forth in 1.c. preceding, then the following terms and conditions shall apply in lieu of any terms set forth in a Specialized Arrangement, as set forth in section VIII.B.3.a. preceding, or under Option 1, as set forth in Modem-Based Dial Up Network Access service Option 1 4., or under Option 2, as set forth in Modem-Based Dial Up Network Access service Option 2 4.:</p> <p>(1) Minimum Period</p> <p>There is no minimum commitment period for Modem-Based Dial Up Network Access service Option 3.</p>	
<p>(2) Rate Application</p> <p>Modem-Based Dial Up Network Access Option 3 rates will be applied on a monthly basis per combined analog or ISDN channels. The rates applicable to customers subscribing to Option 3 are set forth in section 5. Modem-Based Dial Up Network Access service Option 3 following. Included in the Modem-Based Dial Up Network Access service Option 3 rates, set forth in 5. following, is the necessary transport from a subtending wire center to a suitably equipped wire center for this Option 3.</p>	
<p>(3) Term of Commitment</p> <p>Modem-Based Dial Up Network Access service Option 3 is not available on a term period basis. The service is only offered on a month-to-month basis. After conversion to Option 3 service, channels will remain in service on a month-to-month basis, subject to termination by customer on sixty (60) day written notice and termination by the Telephone Company on sixty (60) day written notice.</p>	
<p>(4) Commitment Levels</p> <p>(a) Modem-Based Dial Up Network Access service Option 1</p> <p>(i) Customers converting their existing Option 1 service to Option 3 will be able to maintain their current Option 1 service arrangement with no minimum commitment level.</p>	
<p>(ii) Option 3 permits existing Modem-Based Dial Up Network Access Option 1 customers to reduce nationwide quantities of analog and ISDN channels from their in-service base without the application of penalties, as set forth in Modem-Based Dial Up Network Access service Option 1 4.a.(8) preceding, or termination liability charges, as set forth in Modem-Based Dial Up Network Access service Option 1 4.a.(11) preceding.</p>	

## XVII. ADVANCED COMMUNICATIONS NETWORKS (Continued)

<p>(b) Modem-Based Dial Up Network Access service Option 2</p> <p>(i) Customers converting their existing Option 2 service to Option 3 will be able to maintain their current Option 2 service arrangement with no minimum commitment level.</p>	
<p>(ii) Option 3 permits existing Modem-Based Dial Up Network Access Option 2 customers to reduce nationwide quantities of analog and ISDN channels from their in service base without the application of shortfall charges, as set forth in Modem-Based Dial Up Network Access service Option 2 4.b.(3) preceding.</p>	
<p>(5) Service Availability</p> <p>Subsequent to the conversion to Option 3, the Telephone Company objective level of service availability will be ninety-five percent (95%) of the monthly hours of operation for each central office. Should the service availability actually be less than ninety-five percent (95%) of monthly hours for the average channel of a central office (e.g., 30 days x 24 hrs. x .95 = 684 hrs.), the customer may terminate subscription for that central office without any termination liability or receive a credit of forty percent (40%) of the monthly bill for that central office.</p>	
<p>(6) Termination Without Liability</p> <p>Subsequent to the conversion to Option 3 service, the customer may terminate this Modem-Based Dial Up Network Access service at any time, upon sixty (60) day written notice to the Telephone Company, without penalty or termination liability.</p>	
<p>(7) Service Delivery Commitment by the Telephone Company</p> <p>The customer may submit an order for additional ports of the same type of modem equipment that they currently have. If the Telephone Company cannot complete an installation within fifteen (15) calendar days after the applicable FOC/CFA date specified in the firm order, then at any time prior to the availability of the channel, the customer may terminate the applicable order, upon written notice to the Telephone Company, without any associated cancellation charge or other liability.</p>	
<p>(8) Moves</p> <p>The customer can request the Telephone Company move (disconnect and reconnect) channels from one Telephone Company Modem-Based Dial Up Network Access location to another, up to a maximum of five percent (5%) per calendar year quarter of the total channels in service within each calendar quarter, at the per-channel non-recurring charge set forth in section 5. Modem-Based Dial Up Network Access service Option 3 c.(2) following. Moved channels will be placed back in service within ninety (90) calendar days, or such other reactivation time period as may be mutually agreed-upon at the time of disconnect. Disconnect and reconnect move orders will be processed concurrently. The application of Monthly Recurring Charges for the channels, as set forth in section 5. Modem-Based Dial Up Network Access service Option 3 c.(1) following, will continue during the move process.</p>	

## XVII. ADVANCED COMMUNICATIONS NETWORKS (Continued)

<b>5. Rates and Charges</b>					
a. Modem-Based Dial Up Network Access service Option 1					
(1) Modem-Based Dial Up Network Access TCP/IP Access – 4-Year Rate Plan					
<u>Combined Analog and ISDN Nationwide Channels, Per Month, Per Channel</u>					
	4,000-7,999	8,000-11,999	12,000-15,999	16,000-23,999	24,000-31,999
	Billed	Billed	Billed	Billed	Billed
<u>Jurisdiction</u>	<u>Channels</u>	<u>Channels</u>	<u>Channels</u>	<u>Channels</u>	<u>Channels</u>
Idaho	82.00	74.00	72.00	70.00	68.00
Oregon	82.00	74.00	72.00	70.00	68.00
Washington	82.00	74.00	72.00	70.00	68.00
	32,000-39,999	40,000 or more			
	Billed	Billed			
<u>Jurisdiction</u>	<u>Channels</u>	<u>Channels</u>			
Idaho	66.00	62.00			
Oregon	66.00	62.00			
Washington	66.00	62.00			
(2) Modem-Based Dial Up Network Access TCP/IP Access – 5-Year Rate Plan					
<u>Combined Analog and ISDN Nationwide Channels, Per Month, Per Channel</u>					
	8,000-11,999	12,000-23,999	24,000-39,999	40,000 or more	
	Billed	Billed	Billed	Billed	
<u>Jurisdiction</u>	<u>Channels</u>	<u>Channels</u>	<u>Channels</u>	<u>Channels</u>	
Idaho	60.00	59.00	58.00	57.00	
Oregon	60.00	59.00	58.00	57.00	
Washington	60.00	59.00	58.00	57.00	

**XVII. ADVANCED COMMUNICATIONS NETWORKS (Continued)**

(3) Modem-Based Dial Up Network Access TCP/IP Access – 6-Year Rate Plan				
Combined Analog and ISDN Nationwide Channels, Per Month, Per Channel				
	40,000-59,999	60,000-79,999	80,000-99,999	100,000-119,999
	Billed	Billed	Billed	Billed
<u>Jurisdiction</u>	<u>Channels</u>	<u>Channels</u>	<u>Channels</u>	<u>Channels</u>
Idaho	55.00	54.00	53.00	52.00
Oregon	55.00	54.00	53.00	52.00
Washington	55.00	54.00	53.00	52.00
	120,000-139,999	140,000-159,999	160,000-179,999	180,000-199,999
	Billed	Billed	Billed	Billed
<u>Jurisdiction</u>	<u>Channels</u>	<u>Channels</u>	<u>Channels</u>	<u>Channels</u>
Idaho	51.00	50.00	49.00	48.00
Oregon	51.00	50.00	49.00	48.00
Washington	51.00	50.00	49.00	48.00
	200,000 or more			
	Billed			
<u>Jurisdiction</u>	<u>Channels</u>			
Idaho	46.00			
Oregon	46.00			
Washington	46.00			
(4) Modem-Based Dial Up Network Access TCP/IP Access – 7-Year Rate Plan				
Combined Analog and ISDN Nationwide Channels, Per Month, Per Channel				
	200,000-299,999			
	Billed			
<u>Jurisdiction</u>	<u>Channels</u>			
Idaho	46.00			
Oregon	46.00			
Washington	46.00			
	For 300,000-349,000	1 <sup>st</sup> 300,000 Billed Channels	For 400,000 or More	Additional Channels
<u>Jurisdiction</u>	<u>Billed Channels, Each</u>	<u>Billed Channels, Each</u>	<u>Billed Channels, Each</u>	<u>Billed Channels, Each</u>
Idaho	44.00	42.00	40.00	32.00
Oregon	44.00	42.00	40.00	32.00
Washington	44.00	42.00	40.00	32.00
b. Modem-Based Dial Up Network Access service Option 2				
(1) Modem-Based Dial Up Network Access Channels, annually per channel				
	<u>All States</u>		<u>Annual Rate</u>	
	All billed channels, each		\$280.00	

ISSUED: JUNE 3, 2020

EFFECTIVE: JUNE 18, 2020

ISSUED BY ZIPLY FIBER TELEPHONE COMPANIES

BY JESSICA EPLEY, REGULATORY & EXTERNAL AFFAIRS DIRECTOR



**XVII. ADVANCED COMMUNICATIONS NETWORKS** (Continued)

(2) Moves, per Channel moved		
<u>All States</u>	<u>Nonrecurring Charge</u>	
First 60% of quarterly move allowance	\$25.00	
Remaining 40% of quarterly move allowance	45.00	
c. Modem-Based Dial Up Network Access service Option 3		
(1) Modem-Based Dial Up Network Access Channels		
<u>All States</u>	<u>Monthly Recurring Charge</u>	
	(per port)	
All billed channels, each	\$19.00	
(2) Moves		
<u>All States</u>	<u>Nonrecurring Charge</u>	
Per Channel Moved	\$45.00	

## XVIII. EXPANDED INTERCONNECTION SERVICES

<p>A. <u>Service Description</u></p> <p>Expanded Interconnection Service (EIS) provides customers with the capability to collocate customer provided transmission, concentration, and multiplexing equipment, at the Telephone Company premises. EIS customers may terminate basic fiber optic transmission facilities at the Telephone Company premises for connection to their equipment or may lease facilities from the Telephone Company.</p>	
<p>EIS customer may lease transport from the Telephone Company to connect to their collocation equipment in lieu of constructing their own facility to the Telephone Company premises.</p>	
<p>EIS is not available to Enhanced Service Providers. Customer premises equipment, protocol conversion equipment or other types of customer equipment not required for basic transmission shall not be installed at the Telephone Company premises.</p>	
<p>B. <u>Provision of EIS</u></p> <p>1. <i>General</i></p> <p>a. EIS will be provided as Physical EIS where transmission facilities of the customer interconnect with the facilities of the Telephone Company within the Telephone Company wire center or access tandem or as Virtual EIS where the interconnection with Telephone Company facilities occurs outside the wire center or access tandem in a manhole or other similar location.</p>	

TRANSMITTAL NO. 7

## XVIII. EXPANDED INTERCONNECTION SERVICES (Continued)

	<p>b. EIS arrangements are available for Switched Access and DS0 (operating at 64Kbps, and Fractional T1 bandwidths), 10 Mbps, 100 Mbps, 1 Gbps, Gigabit partial rate or full rate Ethernet services, DS1 (1,544 Mbps) and DS3 (45Mbps) Special Access transmission facilities and terminating equipment that terminate to Telephone Company wire center or access tandem facilities in or near Telephone Company buildings.</p> <ul style="list-style-type: none"><li>- Switched Access</li><li>- Special Access DS0 (operating at 64 Kbps, and Fractional T1 bandwidths)</li></ul> <p>The DS0 Cross Connect can accommodate 64Kbps DDS and Fractional T1 bandwidths of 128 Kbps, 256 Kbps and 384 Kbps. Fractional T1 service can be designed to carry various DS0 combinations. Therefore, the DS0 Cross Connect charge for Fractional T1 will be assessed as follows:</p> <ul style="list-style-type: none"><li>- 128 Kbps: 2 DS0 Cross Connects</li><li>- 256 Kbps: 4 DS0 Cross Connects</li><li>- 384 Kbps: 6 DS0 Cross Connects</li></ul> <li>- Special Access 10 Mbps, 100 Mbps or 1 Gbps</li> <p>The 10 Mbps, 100 Mbps and 1 Gbps Cross Connect arrangements are available for EIS arrangements in association with LAN Extension Service as set forth in <i>VI.F.18</i>.</p> <ul style="list-style-type: none"><li>- Special Access DS1 (1,544 Mbps)</li><li>- Special Access DS3 (45 Mbps)</li><li>- Ethernet LAN</li><li>- Optical Facility Terminations</li></ul>	
	<p>Optical Facility Terminations are available for EIS arrangements in association with Dark Fiber DTS as set forth in Section <i>XIX</i>. following and for certain Ethernet Private Line Services, (including Gigabit partial rate or full rate Ethernet services), IP Port services and advanced data services that require fiber optic interconnection to Telephone Company services. Optical Facility Terminations are set forth in <i>XVIII.I.3</i>. following.</p>	
	<p>The Cross Connect arrangement may be connected directly to Telephone Company provided 64Kbps DDS or Fractional T1/DS0, 10 Mbps, 100 Mbps, 1 Gbps, DS1 or DS3 services or to a Telephone Company provided 64Kbps DDS or Fractional T1/DS0, 10 Mbps, 100 Mbps, 1 Gbps, DS1, or DS3 multiplexing arrangement. The Cross Connect charge applies per DS0 (64Kbps), 10 Mbps, 100 Mbps, 1 Gbps, DS1, or DS3 connection, or per optical facility termination when used with certain Ethernet Private Line services, IP Port services or advanced data services<sup>109</sup>.</p>	

<sup>109</sup> Advanced data services include frame relay services, switched multi-megabit services, internet protocol services, LAN Extension Services and ATM-cell relay services.

## XVIII. EXPANDED INTERCONNECTION SERVICES (Continued)

The Optical Facility Termination may be used in conjunction with DTS as set forth in Section XIX. to interconnect collocated spaces within the same Telephone Company premises, or may be connected directly to certain Telephone Company provided Ethernet Private Line Services (including Gigabit partial rate or full rate Ethernet services), IP Port services or advanced data services. The Optical Facility Termination rates and charges apply per termination in accordance with Section XVIII.I.3. following.	
Rates for the Switched Access Cross Connect are listed in Section V.F.10. and rates for the Special Access Cross Connect are found in Section VI.J.. Rates for Optical Facility Terminations are found in Section XVIII.P..	
c. EIS will be available for microwave transmission on a case by case basis where reasonably feasible. EIS is not available on non-fiber optic facilities.	
d. Customer provided facilities and customer designated termination equipment are subject to the terms, conditions, and rates specified in this tariff.	
e. Customer requests for space for terminating equipment other than within an access tandem or wire center will be handled on a case by case basis where technically feasible on a first-come, first-served basis.	
f. The Telephone Company is not responsible for the design, engineering, or performance of the customer designated termination equipment and customer provided facilities for virtual and physical EIS. The Telephone Company is not responsible for testing and maintenance of physical EIS arrangements.	
g. The Telephone Company is not required to purchase additional plant or equipment, to relinquish floor space or facilities designated for Telephone Company use, to undertake construction of new wire centers or access tandems, or to construct additions to existing wire centers or access tandems to satisfy a customer request.	
<b>2. Responsibility of the Telephone Company</b>	
a. The Telephone Company will provide EIS, within the limitations of space and facilities.	
b. The emergency provisioning and restoration of interconnection service shall be in accordance with Part 64, Subpart D, Paragraph 64.401, of the FCC's Rules and Regulations, which specifies the priority for such activities.	
c. The Telephone Company will establish points of contact for the customer to place a request for EIS. The point of contact will provide the customer with a packet of general information and requirements, including a list of engineering and technical specifications, fire, safety, security policies and procedures and an Application Form.	
d. The Telephone Company will provide at least two (2) separate points of entry to the wire center or access tandem where there are two (2) entry points for the Telephone Company cable facilities, with the exception of situations where one entry of a two (2) entry office is filled to capacity.	

### **XVIII. EXPANDED INTERCONNECTION SERVICES** (Continued)

e. The Telephone Company will not purchase customer designated termination equipment from a vendor for the customer's use. If the customer chooses, the Telephone Company will assist the customer in the purchase of terminating equipment by establishing a contact point with GTE Supply.	
f. The Telephone Company will coordinate with the customer to ensure that services are installed in accordance with the service request. If the Telephone Company fails to install such equipment in accordance with the service request, the Telephone Company will correct the installation at its own expense.	
g. The Telephone Company will be held liable for the action and inactions of its employees, vendors, or contractors having access to the customer's equipment and facilities.	
<b>3. <i>Rights of the Telephone Company</i></b>	
a. The Telephone Company retains ownership of wire center or access tandem floor space and equipment used to provide EIS.	
b. The Telephone Company reserves the right to refuse use of customer's equipment or customer designated termination equipment which does not meet network reliability standards and fire and safety codes.	
c. The Telephone Company reserves the right, with five (5) days prior notice, to access the partitioned space to perform periodic inspections to ensure compliance with Telephone Company installation, safety and security practices.	
d. The Telephone Company reserves the right, without prior notice, to access the partitioned space in an emergency, such as fire or other unsafe conditions, or for purposes of averting any threat of harm imposed by the customer or the customer's equipment upon the operation of the Telephone Company's equipment, facilities and/or employees located outside the partitioned space. The Telephone company will notify the customer as soon as possible when such an event has occurred.	
e. The Telephone Company reserves the right to remove and dispose of the customer's equipment on physical EIS arrangements if the customer fails to remove and dispose of the equipment within the thirty (30) day period following discontinuance of service whether the discontinuance was ordered by the customer, or by the Telephone Company in accordance with this tariff. The customer will be charged the appropriate Additional Labor charges in Section VII.B. for the removal and disposal of such equipment.	
f. The Telephone Company reserves for itself and its successors and assignees, the right to utilize the wire center(s) or access tandem(s) space in such a manner as will best enable it to fulfill Telephone Company's service requirements.	

## XVIII. EXPANDED INTERCONNECTION SERVICES (Continued)

<p>g. The Telephone Company shall have the right, for good cause shown, and upon six (6) months' notice, to reclaim any partitioned space, cable space or conduit space in order to fulfill its obligation under Public Service law and its tariffs to provide telecommunication services to its end user customers. In such cases, the Telephone Company will reimburse the customer for reasonable direct costs and expenses in connection with such reclamation or migration to virtual collocation. The Telephone Company will make every reasonable effort to find other alternatives before attempting to reclaim any such space.</p>	
<p><b>C. <u>Obligations of the Customer</u></b></p>	
<p><b>1. <i>Responsibility of the Customer</i></b></p>	
<p>a. The customer is responsible for coordinating with the Telephone Company to ensure that services are installed in accordance with the service request. The customer agrees to meet with the Telephone Company, if requested by the Telephone Company, to review design and work plans for installation of the customer's designated equipment within the Telephone Company premises.</p>	
<p>b. The customer will be responsible for costs incurred by the Telephone Company for installation or maintenance of customer designated Virtual EIS termination equipment. Installation or maintenance will not begin until agreed to by the customer.</p>	
<p>c. In the event of a Telephone Company work stoppage, the customer's employees, contractors or agents will comply with the emergency operation procedures established by the Telephone Company. Such emergency procedures should not directly impact the customer's access to its premises, or ability to provide service.</p>	
<p>d. On the date of discontinuance of service of physical EIS arrangements, the customer will disconnect and remove its equipment within thirty (30) days from its partitioned space.</p>	
<p>e. The customer will provide access to the partitioned space at all times to allow the Telephone Company to react to emergencies, to maintain the building operating systems (where applicable and necessary) and to ensure compliance with OSHA/Telephone Company regulations and standards related to fire, safety, health and environment safeguards. The Telephone Company will attempt to notify the customer in advance of any such emergency access. If advance notification is not possible the Telephone Company will provide notification of any such entry to the customer as soon as possible following the entry, indicating the reasons for the entry and any actions taken which might impact the customer's facilities or equipment and its ability to provide service. The Telephone Company will restrict access to the customer's cage to persons necessary to handle such an emergency.</p>	
<p>f. The customer's employee, agent, or contractor with access to a Telephone Company wire center(s) or access tandem(s) shall adhere at all times to all applicable laws, regulations and ordinances and to rules of conduct established by the Telephone Company for the wire center or access tandem and the Telephone Company's employees, agents and contractors. The Telephone Company reserves the right to make changes to such procedures and rules to preserve the integrity and operation of the Telephone Company network or facilities or to comply with applicable laws and regulations. The Telephone Company will provide written notification thirty (30) days in advance of such changes.</p>	

## XVIII. EXPANDED INTERCONNECTION SERVICES (Continued)

g. The customer is responsible for payment of all charges as set forth in Section <i>III.D.</i> . Disputed bills will be subject to provisions in Section <i>III.D.</i> . Failure to make payment will result in disconnection of service in accordance with Section <i>III.A.8.</i> .	
h. The customer will be responsible to obtain appropriate insurance coverage, including but not limited to, fire, theft, and liability as described in <i>XVIII.G.6.</i> , for physical EIS arrangements.	
i. The customer will be held liable for the actions and inactions of its employees, vendors, or contractors having access to Telephone Company wire center or access tandem equipment, manholes and facilities.	
j. The customer is responsible for the purchase and delivery of customer designated termination equipment to be installed in the Telephone Company wire center or access tandem for virtual EIS. The customer must deliver all equipment specified on its Virtual EIS application to the designated wire center or access tandem. The Telephone Company will not accept equipment shipments without a packing list and labels, or incomplete shipments. See packet of general information for EIS shipment and receiving guidelines.	
<b>2. <i>Claims and Demands for Damage</i></b>  In addition to the provisions in Section <i>III.C.11.</i> , the customer shall defend, indemnify and save harmless the Telephone Company from and against any and all suits, claims and demands by third persons caused by, arising out of or in any way related to the installation, maintenance, repair, replacement, presence, use or removal of the customer's equipment or by the proximity of such equipment to the equipment of other parties occupying space in the Telephone Company's wire center(s) or access tandem(s) or caused by, arising out of or in any way related to the customer's failure to comply with any of the terms of this tariff.	
<b>3. <i>Limitations</i></b>	
a. All customer facilities must terminate in the Telephone Company equipment.	
b. The customer shall not assign, sublease, rent or share with or without charge, partitioned space with another customer.	
c. Other than marking equipment for identification purposes, the customer shall not paint or affix any signs, posters, advertisements or notices on any portion of, or any equipment located in, the Telephone Company wire center(s) or access tandem(s).	
d. The customer shall not use cellular telephones within the wire center or access tandem locations. The customer may order local exchange business service to be installed within the customer's partitioned space.	

## **XVIII. EXPANDED INTERCONNECTION SERVICES (Continued)**

<p><b>4. <i>Mechanic's or Materialmen's Liens</i></b></p> <p>The customer shall not permit to be placed upon the wire center or access tandem or any of the Telephone Company's property any mechanic's or materialmen's liens caused by or resulting from any work performed, materials furnished or obligations incurred by or at the request of the customer. In the case of the filing of any such lien, the customer shall immediately pay the lien in full.</p>	
<p>If default in the payment continues for ten (10) days after written notice from the Telephone Company to the customer, the Telephone Company will have the right, at the Telephone Company's option, of paying the lien or any portion of the lien, without inquiry as to the validity of the lien, and the customer shall reimburse the Telephone Company for any amounts paid, including expenses and interest, within ten (10) days after delivery to the customer of an invoice. Failure to remit payment to the Telephone Company within ten (10) days will result in disconnection of service as set forth in Section III.A.8..</p>	
<p><b>5. <i>Confidentiality</i></b></p> <p>The customer shall hold in confidence all information of a competitive nature provided to the customer by the Telephone Company in connection with EIS or known to the customer as a result of the customer's access to the Telephone Company's wire center(s) or access tandem(s) or as a result of the interconnection of the customer's equipment to the Telephone Company's facilities. Similarly, the Telephone Company shall hold in confidence all information of a competitive nature provided to it by the customer in connection with EIS or known to the Telephone Company as a result of the interconnection of the customer's equipment to the Telephone Company's facilities. Such information is to be considered proprietary and shared within the Telephone Company on a need to know basis only. Neither the Telephone Company or the customer shall be obligated to hold in confidence information that:</p> <p>a. was already known to the customer free of any obligation to keep such information confidential;</p>	
<p>b. was or becomes publicly available by other than unauthorized disclosure; or</p>	
<p>c. was rightfully obtained from a third party not obligated to hold such information in confidence.</p>	
<p><b>6. <i>Network Outage, Damage and Reporting</i></b></p> <p>a. The customer shall be responsible for any damage or network outage occurring as a result of termination of customer owned or customer designated termination equipment in the Telephone Company wire center or access tandem.</p>	
<p>b. The customer is responsible for providing trouble report status when requested.</p>	
<p>c. The customer is responsible for providing a contact number that is readily accessible twenty-four (24) hours a day, seven (7) days a week.</p>	



## **XVIII. EXPANDED INTERCONNECTION SERVICES (Continued)**

d. The customer shall be responsible for notifying the Telephone Company of significant outages which could impact or degrade the Telephone Company's switches and services and provide estimated clearing time for restoral.	
e. The customer is responsible for testing its equipment to identify and clear a trouble report when the trouble has been sectionalized (isolated) to a customer service.	
f. Credit for interruption of service for physical EIS will be given only for the switched or special access facility and associated cross connect as set forth in Sections V. and VI..	
<b>D. <u>Discontinuance of Service</u></b>  General:  1. Upon discontinuance of physical EIS service the customer shall disconnect and remove its equipment from the partitioned space. The Telephone Company reserves the right to remove the customer's equipment if the customer fails to remove and dispose of the equipment within the thirty (30) days of discontinuance. The customer will be charged the appropriate Additional Labor charge in Section VII.B. for the removal of such equipment.	
2. The Telephone Company will make every effort to contact the customer in the event the customer's equipment disrupts the network. If the Telephone Company is unable to make contact with the customer, the Telephone Company shall temporarily disconnect the customer's service as set forth in III.B.2.b.. The Telephone Company will notify the customer as soon as possible after any disconnect of customer's equipment.	
3. The Telephone Company reserves the right to terminate EIS, in the event the customer is not in conformance with Telephone Company standards and requirements and/or in the event the customer imposes continued disruption and threat of harm to Telephone Company employees and/or network, or the Telephone Company's ability to provide service to other customers.	
4. Upon discontinuance of Virtual EIS service, the Telephone Company will disconnect and remove the customer designated termination equipment from the Telephone Company wire center or access tandem. The Telephone Company will work with the customer to coordinate return of the equipment to the customer.	

## XVIII. EXPANDED INTERCONNECTION SERVICES (Continued)

<b>E. <u>Ordering Options for EIS</u></b>	
<b>1. <i>Physical EIS at Tariffed Locations</i></b>	
a. Customers requesting physical EIS at a wire center or access tandem location will be required to complete the Application Form and submit the Engineering Fee(s) as set forth in <i>XVIII.L.1.</i> . The Telephone Company will provide to the customer the general information packet including lists of technical publications and procedures necessary to meet network, engineering, security and safety standards. Upon notification of available space, the customer will be required to place an EIS Access Service Order (ASR). In addition, the customer must submit fifty percent (50%) of the other applicable nonrecurring charges within ninety (90) days after notification of available space or the customer will be required to submit a new Application Form and Engineering Fee(s).	
b. The Telephone Company will process Application Forms on a first-come, first-served basis as set forth in <i>XVIII.F.1.b.</i> .	
c. Upon receipt of the ASR and fifty percent (50%) of the Site Preparation Charge, Cage Enclosure, dc Power charges and applicable nonrecurring charges (NRCs), the Telephone Company will initiate necessary modifications to the wire center or access tandem to accommodate the customer's request. The customer and the Telephone Company will work cooperatively to ensure that services are installed in accordance with the service requested. The balance of the Building Modification, Cage Enclosure and dc Power charges are due at the time the space is turned over to the customer.	
d. The customer is responsible to have cable and other equipment ready for installation on the date scheduled. If the customer fails to notify the Telephone Company of a delay in the installation date, the customer will be subject to the appropriate Additional Labor Charge in Section <i>VII.B.</i> .	
e. The customer has the option of providing its own cables or the Telephone Company may, at the customer's request, provide the necessary transmission, power and grounding cables and bill the customer per the Cable Material Charge rates in <i>XVIII.L.6.</i> .	
f. The Telephone Company will advise the customer of any delay in completion of the preparation of the wire center or access tandem space, and reschedule a new installation date for earliest possible date.	
g. The Telephone Company and the customer must meet and begin implementation of the request within six (6) months of receipt of the Application Form and the Physical Engineering Fee or the identified space becomes available for use by other customers.	
h. The Telephone Company shall notify the customer of the date the Physical EIS cage arrangement will be ready for walk through and inspection. The customer has fifteen (15) days to meet the Telephone Company on-site for inspection. If the customer does not attend the inspection within this timeframe, the Telephone Company will initiate customer billing for all monthly and nonrecurring charges.	

## **XVIII. EXPANDED INTERCONNECTION SERVICES (Continued)**

<p><b>2. Virtual EIS</b></p> <p>a. Customers seeking virtual EIS shall submit an Application form and a two thousand five hundred dollar (\$2,500) non-refundable fee for each wire center or access tandem which will be applied toward the Engineering/Installation Fee. The customer will be required to provide information such as, wire center or access tandem location, number and type of terminations, type of equipment, etc. The customer must provide all required information before the Telephone Company will begin work on the request.</p>	
<p>b. Upon receipt of the \$2,500 Fee, the Telephone Company will initiate a search of engineering records, an inspection of facilities, and other administrative activities required to process the request.</p>	
<p>c. Virtual EIS will be provided to customers at rates and charges, including the Engineering/Installation Fee, specific to the location and customer designated termination equipment installed.</p>	
<p><b>3. Microwave Services</b></p> <p>EIS through microwave service will be provided, where reasonably feasible, only on a case-by-case basis. Rules, regulations and rates will be developed and filed upon a bona fide request from customers to provide microwave interconnection.</p>	
<p><b>4. Data Transmission Service Equipment</b></p> <p>Data Transmission Service Equipment may be used within the interconnection arrangement for Special or Switched EIS. If the Data Transmission Service equipment is an adjunct or stand-alone device, additional charges for engineering, installation, and maintenance will be tarified as identified upon a bona fide request.</p>	
<p><b>5. Other Technologies</b></p> <p>EIS will not be provided through technologies other than fiber optic facilities and microwave.</p>	
<p><b>6. Augmentations</b></p> <p>All requests for an addition or change to an existing EIS arrangement that has been inspected and turned over to the customer is considered an augmentation. The augmentation request will require the submission of a complete application form and the non-refundable Engineering or Augment Fee.</p> <p>Major Augments – may include adding telecommunication equipment that requires AC or DC power or HVAC systems upgrade, or change in the size of the cage. A complete application and Engineering Fee will be required when submitting a physical or virtual request that requires a major augment.</p>	

## XVIII. EXPANDED INTERCONNECTION SERVICES (Continued)

<p>Minor Augments – of Physical or Virtual EIS arrangements will require the submission of a complete application form and the Augment Fee. Minor augments are those requests that do not require additional AC or DC power systems, HVAC system upgrades or additional cage space. The requirements for a minor augment request cannot exceed the capacity of the existing electrical/power of HVAC system. Requests for customer to customer interconnects and DS0, DS1, DS3, and optical cross connects are included as minor augments. The installation of circuit cards for Virtual EIS is also included as a minor augment.</p> <p>Minor augments that require an augment fee are those requests that require the Telephone Company to perform a service or function on behalf of the customer, including but not limited to, requests to pull cable for customer to customer EIS interconnections, DS0, DS1, DS3 and optical facility terminations and Virtual EIS circuit card installations.</p>	
<p>Minor augments that do not require a fee are those augments performed solely by the customer, that do not necessitate the Telephone Company to provide a service or function on behalf of the customer, including but not limited to, requests to install additional equipment in the customer's cage. Before the installation of the additional equipment, the customer agrees to provide the Telephone Company with an application form that includes an updated list of the equipment to be installed in the customer's EIS arrangement. Once the updated equipment list is submitted to the Telephone Company, the customer may proceed with the augment. The customer agrees that changes in equipment performed by the customer under this provision will not exceed the engineering specifications for power and HVAC as requested on the original application. All augments will be subject to Telephone Company inspection, in accordance with the terms of this Tariff for ensuring compliance with Telephone Company safety standards.</p>	
<p><b>F. <u>EIS Service Request</u></b></p> <p><b>1. <i>Application Form for Physical EIS</i></b></p> <p>a. Customers requesting physical EIS will be required to submit the applicable Engineering Fee(s) as set forth in XVIII.L.1. for each wire center(s) or access tandem(s) location ordered.</p> <p>b. Receipt of a complete Application Form, Engineering Fee(s) and fifty percent (50%) of the applicable nonrecurring charges will determine the order of priority of the customers requesting physical EIS.</p> <p>c. The Application Form will require the customer to provide all engineering, floor space, power, environmental and other requirements necessary for the function of the service. The Telephone Company will notify the customer within fifteen (15) days, in writing, following receipt of the completed application if the customer's requirements cannot be accommodated as specified. Should the customer submit ten (10) or more applications within a ten (10) day period, the response interval will be increased by ten (10) days for every ten (10) additional applications or fraction thereof.</p> <p>d. If existing suitable space is not available, the Engineering Fee will be refunded. If the customer withdraws or cancels the request within fifteen (15) days after receipt of the Application Form, fifty percent (50%) of the Physical Engineering Fee will be refunded to the customer.</p>	

**XVIII. EXPANDED INTERCONNECTION SERVICES** (Continued)

If the customer withdraws or cancels the request after the fifteenth (15 <sup>th</sup> ) day, no refund of the Engineering Fee will be made.	
e. The Telephone Company will provide an information packet containing a list of engineering and technical specifications, fire, safety, security policies and procedures.	
f. Section XVIII.J. will indicate those wire centers or access tandems in which existing suitable space has been exhausted. The Telephone Company will not maintain a list of customers requesting space in a wire center or access tandem after the space is initially exhausted.	
g. The Telephone Company shall provide the customer with a price quote for the EIS required to accommodate the customer's request within thirty (30) days of the customer's application date. The quote will be honored for ninety (90) days from the date of issuance. If the quote is not accepted by the customer within such ninety (90) day period, the customer will be required to submit a new Application Form and Engineering Fee and a new quote will be provided based on the new Application Form.	
h. The first Application Form submitted by the customer shall be designated the original application. Original applications for EIS arrangements that have not been inspected and approved by the customer are subject to requests for minor or major changes to the services requested in the application. Changes will not be initiated until a completed application has been submitted along with the appropriate Engineering Fee if applicable.	
Major changes are requests that add telecommunications equipment that requires additional AC or DC power systems; HVAC system modifications; or change the size of the cage. At the election of the customer, major changes may be handled in one of the following two (2) options to the extent technically feasible.	
Option 1: Additional Application – The customer may elect to have a major change to its original EIS application treated by the Telephone Company as an additional (new) application. An additional application is subject to the same provisioning process and conditions as an original application. On receipt of a complete additional Application and Engineering Fee, the Telephone Company will notify the customer in writing within fifteen (15) days following receipt of the completed additional application if the customer's additional requirements cannot be accommodated as specified. Filing an additional application does not change the Telephone Company's obligation to process and fulfill the original application nor does it change the time intervals applicable to the processing and fulfillment of the original application. All of the provisions herein applicable to an original application similarly apply to an additional application.	

## XVIII. EXPANDED INTERCONNECTION SERVICES (Continued)

<p>Option 2: Supplemental Application – The customer may elect to have a major change to its original EIS application treated by the Telephone Company as a supplemental application. A supplemental application may affect the Telephone Company's obligation to process and fulfill the original application. On receipt of a supplemental application and Engineering Fee, the Telephone Company will notify the customer in writing within fifteen (15) days following receipt of the completed supplemental application if the customer's requirements cannot be accommodated as specified. Upon notification that the Telephone Company can accommodate the requirements of the supplemental application, the customer may elect to proceed with the supplemental application. The Telephone Company's obligations under the original application will be merged with the obligations of the supplemental application and the combined project timeline will be based on the date the supplemental application was received. All of the provisions herein applicable to an original application similarly apply to a supplemental application.</p>	
<p>Minor changes are those requests that do not require additional AC or DC power systems, HVAC system upgrades, or changes in cage space. The customer will be required to submit a revised application, but the deliverable dates for the project will not change.</p>	
<p><b>2. Relocation Within the Same Wire Center or Access Tandem</b></p> <p>Customer requests for relocation of the termination equipment from one location to a different location for the same customer within the same wire center or access tandem will be handled on an individual case basis.</p>	
<p><b>3. Expansion of Existing Space</b></p> <p>Customer requests for expansion of existing space within a specific wire center or access tandem will be treated as a new service application.</p>	
<p><b>G. <u>Physical EIS</u></b></p> <p><b>1. Availability of Service</b></p> <p>a. Physical EIS will be made available where there is existing suitable space as defined in XVIII.G.2..</p>	
<p>b. Wire Centers and access tandems which are exempt from EIS requirements due to lack of existing suitable space or are not technically feasible are shown in XVIII.K.. The Telephone Company will notify the appropriate State Commissions when existing suitable space has been exhausted in a particular wire center or access tandem.</p>	
<p>c. Existing suitable space in Telephone Company wire centers or access tandems available for physical EIS will be provided to customers on a first-come, first-served basis as specified in XVIII.G.2..</p>	

## **XVIII. EXPANDED INTERCONNECTION SERVICES** (Continued)

<p><b>2. Existing Suitable Space</b></p> <p>a. Existing suitable space is defined as space in which ac/dc power, heat and air conditioning, battery and/or generator back-up dc power, and other requirements necessary for provision of wire center or access tandem equipment currently exists and is not required space and facilities designated for use by the Telephone Company.</p>	
<p>b. The Telephone Company and the customer will work cooperatively to determine proper space requirements, and efficient use of space.</p>	
<p>c. The amount of floor space available to each customer at the time of the initial application will be one hundred (100) square feet per wire center or access tandem. The Telephone Company will enclose the customer's space in a cage.</p>	
<p>d. The customer is permitted to obtain additional floor space when their existing floor space is being used efficiently. Additional space will be ordered in increments of one hundred (100) square feet, where available. The maximum amount of space available to each customer will be limited only by the amount of existing suitable space available in a specific wire center or access tandem.</p>	
<p>e. The Telephone Company reserves the right to require customers to relinquish such space which is not used within a reasonable time. Upon receipt of a collocation request that must be denied due to lack of existing space or the Telephone Company requires additional space for its own growth and the only available space is unused space for any existing collocated customer, existing customers must provide documentation for its use of unused space for the next twelve (12) months.</p>	
<p>Otherwise, the customer must relinquish unused space to new requests on a first-come, first-served basis.</p>	
<p>f. The customer shall use the partitioned space solely for the purposes of installing, maintaining and operating the customer's equipment to interconnect with the facilities of the Telephone Company in accordance with Sections 64.1401 and 64.1402 of the FCC Rules and Regulations in 47 C.F.R. and for no other purposes.</p>	
<p>g. The customer shall not construct improvements or make alterations or repairs to the partitioned space without the prior written approval of the Telephone Company.</p>	
<p><b>3. Power, Environmental Conditioning and dc Power</b></p> <p>a. The Telephone Company will provide, at rates set forth following, dc power with generator and/or battery back-up, heat, air conditioning and other environmental support to the customer's equipment in the same standards and parameters required for Telephone Company equipment.</p>	

## XVIII. EXPANDED INTERCONNECTION SERVICES (Continued)

b. The customer will provide the Telephone Company with specifications for any non-standard or special requirements at the time of application. The Telephone Company reserves the right to assess the customer any additional charges on an individual case basis associated with complying with the requirements or to refuse an application where extensive modifications are required.	
<b>4. Customer Terminating Equipment Requirements</b>  a. Customer equipment installed in the Telephone Company wire center or access tandem must comply with either the Telephone Company's list of approved products, or equipment that complies with wire center or access tandem environmental and transmission standards in effect at the time the interconnection is made. The list of approved products and/or equipment is the same as used by the Telephone Company and its contractors. EIS customers will be notified of any change in the Telephone Company's list of approved products and/or equipment.	
b. The customer shall be responsible for servicing, supplying, repairing and maintaining the following:  Fiber Optic Cable and Fire Retardant Sheath (if customer provided) Equipment located within the wire center or access tandem Interconnection cable to the point of demarcation.	
c. The customer shall be required to provide DS1 cable facilities in sufficient capacity for the Telephone Company to wire DS1 services in multiples of twenty-eight (28) or DS0 cable facilities in sufficient capacity for the Telephone Company to wire DS0 services in multiples of twenty-four (24).	
d. The interconnection point for physical EIS is the point where the customer-owned cable facilities connect to the Telephone Company termination equipment.	
The Telephone Company will designate a DSX panel(s) as the point(s) of termination within each wire center or access tandem as the point(s) of physical demarcation between the customer's maintenance and ownership responsibilities and the Telephone Company's maintenance and ownership responsibilities. Maintenance and related activities up to the Telephone Company side of the point of termination will be the responsibility of the Telephone Company.	
e. If the customer provides their own fiber optic facility then the customer shall be responsible for bringing its fiber optic cable to the wire center or access tandem manhole and leave sufficient cable length for the Telephone Company to be able to fully extend such cable through to the customer's space. No splicing will be permitted in the manhole. Upon discontinuance of EIS, the customer relinquishes all rights, title and ownership of cable to the Telephone Company.	



**XVIII. EXPANDED INTERCONNECTION SERVICES** (Continued)

<p>f. The Telephone Company is responsible for installing customer provided fiber optic cable in the cable space or conduit from the manhole to the wire center or access tandem. This may be shared conduit with dedicated inner duct. The customer shall not be permitted to reserve wire center or access tandem cable space or conduit. If new conduit is required, the Telephone Company will negotiate with the customer to determine the specific location. The Telephone Company reserves the right to manage its own wire center and access tandem conduit requirements and to reserve vacant space for planned facility additions.</p>	
<p>g. The Telephone Company is responsible for installing a cable splice where the customer provided fiber optic cable meets customer provided fire retardant riser cable within the wire center or access tandem cable vault or designated splicing chamber. The Telephone Company will provide space and racking for the placement of the splice enclosure. The Telephone Company will tag all entrance facilities to indicate ownership. The Telephone Company is responsible for placing the customer's fire retardant riser cable from the cable vault to the partitioned space. The customer is responsible for providing fire retardant riser cable that meets Telephone Company standards.</p>	
<p>h. Customer interconnection equipment installed with the Telephone Company's wire center or access tandem facilities shall be subject to and comply with Telephone Company practices for ac/dc bonding and grounding requirements. This information will be provided to the customer in the general information packet.</p>	
<p>i. Upon installation of the customer's equipment, with prior notice, the Telephone Company will schedule time to work with the customer during the turn-up phase of the equipment to ensure proper functionality between the customer's equipment and the connections to the Telephone Company equipment. The time period for this to occur will correspond to the Telephone Company's maintenance window time period.</p>	
<p>j. The customer's equipment shall not physically, electronically, or inductively interfere with or impair the service of the Telephone Company's or any other customer's equipment, create hazards, or cause physical harm to any individual or the public. All customer equipment must be tested to meet: a.) the National Equipment and Building Specifications (NEBS) Level 1 family of safety requirements as described in Telecordia Special Report SR-3580; and b.) the specific risk/safety/hazard criteria specified in Addendum E of the general information packet described in <i>XVIII.E.1.a.</i>. The customer's cabinet must be used to mitigate deficiencies identified with customer equipment failing to meet the specific risk/safety/hazard criteria specified in Addendum E of the general information packet described in <i>XVIII.E.1.a.</i>. Any customer equipment that does not conform to the NEBS Level 1 family of safety requirements may not be installed on Telephone Company property. The Telephone Company reserves the right to remove and/or refuse use of the customer's equipment from its list of approved equipment if such equipment is determined to be no longer compliant with NEBS Level 1 safety standards or Electromagnetic Compatibility and Electrical Safety Generic Criteria for Network Telecommunication Equipment (GR-1089-CORE). The Telephone Company also reserves the right to remove and/or refuse use of the customer's equipment which does not meet or comply with NEBS equipment safety requirements specified in Addendum E of the general information packet described in <i>XVIII.E.1.a.</i>.</p>	

## XVIII. EXPANDED INTERCONNECTION SERVICES (Continued)

<p>5. <i>Security Requirements for Customer Access to Telephone Company Buildings</i></p> <p>a. The Telephone Company will permit the customer's employees, agents, and contractors approved by the Telephone Company to have access to the customer's partitioned space at all times. The customer's employees, agents, or contractors must comply with the policies and practices of the Telephone Company pertaining to fire, safety, and security. The Telephone Company will also permit all approved employees, agents and contractors to have access to the customer's cable and associated equipment, e.g., repeaters. This will include access to riser cable, cableways, and any room or area through which necessary access is available.</p>	
<p>b. All employees, agents and contractors must meet certain minimum requirements established by the Telephone Company. This information will be provided to the customer as set forth in <i>XVIII.E.1.a.</i>. At the time the customer places the EIS ASR for physical EIS, the customer must submit a list of employees, agents and contractors and the associated Telephone Company wire centers and/or access tandems where access is requested. The customer must also certify that each of the individuals on the list meets the minimum requirements. The information will be submitted to the Telephone Company's Security Department for approval.</p>	
<p>c. Access cards or keys will be provided to no more than six (6) individuals per customer for each Telephone Company wire center or access tandem.</p>	
<p>d. Upon approval, the customer must provide all employees, agents and contractors a photo identification card which identifies the person by name and the name of the customer. The ID must be worn on the individual's exterior clothing while in the Telephone Company buildings. The Telephone Company will provide the customer with instructions and necessary access cards or keys to obtain access to Telephone Company buildings.</p>	
<p>e. The Telephone Company reserves the right to deny access to Telephone Company buildings for any customer's employee, agent or contractor who cannot meet the Telephone Company's established security standards.</p>	
<p>f. The Telephone Company also reserves the right to deny access to Telephone Company buildings for any customer's employee, agent and contractor for falsification of records, violation of fire, safety or security practices and policies or other just cause.</p>	
<p>g. The customer is required to immediately notify the Telephone Company by the most expeditious means, when any customer's employee, agent or contractor with access privileges to Telephone Company buildings is no longer in its employ, or when keys, access cards or other means of obtaining access to Telephone Company buildings are lost, stolen or not returned by an employee, agent or contractor no longer in its employ.</p>	
<p>h. The customer is responsible for the immediate retrieval and return to the Telephone Company of all keys, access cards or other means of obtaining access to Telephone Company buildings if lost, stolen or upon termination of employment of the customer's employee and/or discontinuance of service. The customer shall be responsible for the replacement cost of keys, access cards or other means of obtaining access when lost, stolen or failure of the customer or the customer's employee, agent or contractor to return to the Telephone Company.</p>	

## **XVIII. EXPANDED INTERCONNECTION SERVICES** (Continued)

<b>6. Insurance &amp; Liability Requirements</b>	
a. The customer shall, at its sole cost and expense, obtain, maintain, pay for and keep in force the following minimum insurance underwritten by an insurance company(s) having a Best's insurance rating of at least A-, financial size category VII.	
(1) Commercial general liability coverage on an occurrence basis in an amount of \$1,000,000 combined single limit for bodily injury and property damage with a policy aggregate per location of \$2,000,000. This coverage shall include contractual liability.	
(2) Umbrella/Excess Liability coverage in an amount of \$10,000,000 excess of coverage specified in (1) above.	
(3) All Risk Property coverage on a full replacement cost basis insuring all of the customer's real and personal property located on or within the Telephone Company wire centers. The customer may also elect to purchase business interruption and contingent business interruption insurance, knowing that the Telephone Company has no liability for loss of profit or revenues should an interruption of service occur.	
(4) Statutory Workers Compensation coverage.	
(5) Employers Liability coverage in an amount of \$500,000 each accident.	
(6) Commercial Automobile Liability coverage insuring all owned, hired, and non-owned automobiles.	
b. Notwithstanding anything herein to the contrary, the coverage requirements described in (1) - (6) above shall only be required if the customer orders EIS services pursuant to this Tariff. The minimum amounts of insurance required in this section, may be satisfied by the customer purchasing primary coverage in the amounts specified or by the customer buying a separate umbrella and/or excess policy together with lower limit primary underlying coverage. The structure of the coverage is at the customer's option, so long as the total amount of insurance meets the Telephone Company's requirements.	
c. Deductibles – Any deductibles, self-insured retentions (SIR), lost limits, retentions, etc. (collectively, "retentions") must be disclosed on a certificate of insurance provided to the Telephone Company, and the Telephone Company reserves the right to reject any such retentions in its reasonable discretion. All retentions shall be the responsibility of the customer.	

**XVIII. EXPANDED INTERCONNECTION SERVICES** (Continued)

<p>d. Additional Insureds – The Telephone Company and its affiliates (which includes any corporation controlled by, controlling or in common control with GTE Corporation), its respective directors, officers and employees shall be named as additional insureds under all General Liability and Umbrella/Excess Liability Policies obtained by the customer. Said endorsement shall provide that such additional insurance is primary insurance and shall not contribute with any insurance or self-insurance that the Telephone Company has secured to protect itself. All of the insurance afforded by the customer shall be primary in all respects, including the customer's Umbrella/Excess Liability insurance. The Telephone Company's insurance coverage shall be excess over any indemnification and insurance afforded by the customer and required hereby.</p>	
<p>e. Waiver of Subrogation Rights – The customer waives and will require all of its insurers to waive all rights of subrogation against the Telephone Company (including GTE Corporation and any other affiliated and/or managed entity), its directors, officers and employees, agents or assigns, whether in contract, tort (including negligence and strict liability) or otherwise.</p>	
<p>f. Evidence of Insurance – All insurance must be in effect on or before the Telephone Company authorizes access by customers employees or placement of customer equipment or facilities within the Telephone Company's premises and such insurance shall remain in force as long as the Telephone Company's facilities remain within any space governed by this Tariff. If the customer fails to maintain the coverage, the Telephone Company may pay the premiums and seek reimbursement from the customer. Failure to make a timely reimbursement will result in disconnection of service. The customer agrees to submit to the Telephone Company a certificate of insurance ACORD Form 25-S (1/95), or latest edition, such certificate to be signed by a duly authorized officer or agent of the Insurer, certifying that the minimum insurance coverages and conditions set forth herein are in effect, and that the Telephone Company will receive at least thirty (30) days' notice of policy cancellation, expiration or non-renewal. At least thirty (30) days prior to the expiration of the policy, the Telephone Company must be furnished satisfactory evidence that such policy has been or will be renewed or replaced by another policy. At the Telephone Company's request, the customer shall provide copies of the insurance provisions or endorsements as evidence that the required insurance has been procured, and that the Telephone Company has been named as an additional insured, prior to commencement of any service. In no event shall permitting customer access be construed as a waiver of the right of the Telephone Company to assert a claim against the customer for breach of the obligations established in this section.</p>	
<p><b>7. Shared Physical EIS Arrangements</b></p> <p>a. A customer with Physical EIS service under this section shall have the right to share its Physical EIS Arrangement with one (1) or more additional entities, provided that all such entities are qualified to be customers as specified in Sections XVIII.A. and XVIII.B.. All such entities must limit their EIS activities to those permitted under the tariff provisions specified herein.</p>	

## XVIII. EXPANDED INTERCONNECTION SERVICES (Continued)

b. For established Physical EIS Arrangements, the initial customer is the "Customer of Record" (COR), or "host" customer. The other customer(s) participating in the sharing arrangement is referred to in this tariff as the "guest(s)." When two (2) or more customers request establishment of a new Physical EIS Arrangement to be used as a Shared Physical EIS Arrangement, one of the participating customers must agree to be the COR and the other(s) to be the guest(s). The host customer is the Telephone Company's customer and has all the rights and obligations applicable under this tariff to customers purchasing Physical EIS arrangements, including the obligation to pay all applicable charges, whether or not the COR is reimbursed for all or any portion of such charges by the guest. Neither this tariff, nor any actions taken by the Telephone Company or COR in compliance with this tariff, shall create a contractual, agency, or any other type of relationship between the Telephone Company and the guest(s) customer in a sharing arrangement; and the Telephone Company does not assume any liability or obligation to the guest(s) for any actions of the COR. The host and the guest(s) are solely responsible for determining whether to share a Shared Physical EIS Arrangement, and if so, upon what terms and conditions.	
c. The host customer must notify the Telephone Company in writing of its intention to share its Physical EIS Arrangement.	
d. Order for connection to Telephone Company services must be placed by the COR. The host and guest(s) may agree that such orders may be placed by the guest(s), but in such cases, the Telephone Company must be provided with an acceptable Letter of Authorization explicitly authorizing the guest(s) to place such orders.	
e. All terms and conditions for Physical EIS as described in this Section will apply. In addition, the following terms and conditions will apply to Shared Physical EIS Arrangements. <ul style="list-style-type: none"><li>- The host and guest(s) must each be collocating for the purpose of interconnecting to Telephone Company services.</li></ul>	
<ul style="list-style-type: none"><li>- The COR assumes the responsibility for the guest's violation of all tariff regulations and other requirements related to a Shared Physical EIS Arrangement and will be liable for any damage or injury to the Telephone Company caused by the conduct of the guest(s) to the same extent as the COR would be liable if it had engaged in such conduct itself. The COR will also indemnify the Telephone Company against any third-party claims resulting from the guest's conduct to the same extent as it would be responsible for such indemnification if it had engaged in such conduct itself.</li></ul>	
<ul style="list-style-type: none"><li>- The Telephone Company will issue only one identifying CLLI code and provide it to the host.</li></ul>	
<ul style="list-style-type: none"><li>- All occupancy and specific Physical EIS Arrangement communications will be between the host and the Telephone Company as specified in this tariff.</li></ul>	

## XVIII. EXPANDED INTERCONNECTION SERVICES (Continued)

<ul style="list-style-type: none"> <li>- The host will remain responsible for all costs associated with the Shared Physical EIS Arrangement. The Telephone Company will not split bill any of the rate elements associated with the Physical EIS Arrangement between the host and its guest(s) (e.g., Engineering Fee, Cable Space and Cable Pull, dc Power, Overhead Superstructure, Cage Enclosure, and Partition Space, etc.).</li> </ul>	
<p><b>H. <u>Virtual EIS</u></b></p>	
<p><b>1. <i>Availability of Service</i></b></p> <p>a. Virtual EIS will be available to customers at all wire centers and access tandems.</p>	
<p>b. Virtual EIS provides the means to interconnect, through an optical channel interface, to specified interstate Access Services. Virtual EIS provides:</p> <p>(1) Connection between customer provided and Telephone Company provided fiber optic transport facilities at a meet point within the mutually agreed to Telephone Company designated space outside a Telephone Company wire center or access tandem, such as a manhole, and</p>	
<p>(2) Conversion of optical to electrical signals, as appropriate, to allow interconnection between customer provided transport facilities and other specified interstate Telephone Company services.</p>	
<p>c. The interconnection point for virtual EIS is the demarcation between ownership of the cable facilities.</p>	
<p>d. The Telephone Company will designate locations close to the wire center or access tandem to be used as interconnection points for customer's facilities.</p>	
<p>e. None of the provisions of Section XVIII.E.3. apply or extend to any patron of the customer purchasing virtual EIS from the Telephone Company.</p>	
<p>f. Customers have the option of monitoring their Virtual EIS equipment, or having the Telephone Company monitor the equipment alarms. Information will be provided in the packet of general information.</p>	
<p><b>2. <i>Obligations of the Customer</i></b></p> <p>a. When ordering virtual EIS, the customer shall designate the type of wire center or access tandem and the type of transmission equipment dedicated to their use. The customer may specify equipment which may be different from the equipment normally used by the Telephone Company to provide interstate Access Services.</p>	
<p>b. The customer may monitor and control the performance of all facilities and equipment used in the provision of virtual EIS.</p>	
<p>c. The customer is responsible for initiating a request for maintenance of customer's facilities and termination equipment.</p>	

**XVIII. EXPANDED INTERCONNECTION SERVICES** (Continued)

d. The customer is responsible for costs associated with training Telephone Company employees to install and maintain equipment other than equipment normally used by the Telephone Company.	
e. The Telephone Company and the customer will work cooperatively to determine proper equipment and facilities requirements.	
f. Unless the customer advises the Telephone Company pursuant to <i>b.</i> of this subsection, the customer shall provide to the Telephone Company, and the Telephone Company will hold on-site, the vendor's recommended spare card package for all EIS equipment within the requested wire center or access tandem. The customer shall also provide shipping containers with destination labels and postage paid for the card to be shipped. Upon the detection of a bad card, the Telephone Company will replace such card with a spare card, and will arrange to tag and prepare the defective card for prompt shipment to the customer, and arrange for mailing the container as specified on the label. Upon receipt of the card by the customer, the customer shall replace the defective card as quickly as possible to ensure that a full complement of spares are on-site. The customer will be responsible for repairing and maintaining an adequate set of spares within its operation to minimize delays in replenishing spares on-site. Should the customer provide spare cards on-site, the Telephone Company will respond to virtual equipment outages at times consistent with the objectives that the Telephone Company sets for itself.	
<p>The customer must advise the Telephone Company in writing if it will not provide the vendor's spare card package for virtual EIS equipment on-site, as required in <i>a.</i> of this subsection. Should the customer not provide the vendor's recommended spare card package for the virtual EIS equipment on-site and the customer's equipment suffers an outage:</p> <p>(1) The customer will be responsible for delivering the necessary spare card(s) to a Telephone Company Technician at the central where the outage has occurred;</p>	
(2) The Telephone Company will not be held accountable for any service degradation due to the absence of on-site spare cards;	
(3) The Telephone Company will not be held to the same equipment outage restoration objectives, as if the spare cards were stored on-site; and,	
(4) The customer is responsible for expenses incurred by the Telephone Company for the additional time the Telephone Company's personnel expended to correct the equipment outage due to waiting for the delivery of the spare cards. Charges will be based on the applicable Additional Labor Charges as set forth under Section <i>VII.B.</i> .	

## XVIII. EXPANDED INTERCONNECTION SERVICES (Continued)

<p>g. For those Virtual EIS arrangements established on or after February 1, 2004, the customer will have one of the following options:</p> <p>(1) The Virtual EIS equipment shall be provided by the customer and leased to the Telephone Company for the sum of one dollar (\$1.00). The term of the operating lease will run for the duration of the Virtual EIS arrangement, at which time the customer will remove the equipment. The customer will retain ownership of the Virtual EIS equipment. The Telephone Company will exercise exclusive physical control over the Virtual EIS equipment. The cabling between manhole zero and the central office splices will be included in the leasing arrangement.</p>	
<p>(2) The customer shall execute a Bill of Sale for one dollar (\$1.00) with the Telephone Company to transfer ownership of the equipment from the customer to the Telephone Company. The Bill of Sale must be executed by the customer prior to the equipment being placed in-service. Upon termination of the Virtual EIS arrangement, the Telephone Company will execute a Bill of Sale for one dollar (\$1.00) with the customer to transfer ownership of the equipment from the Telephone Company to the customer.</p>	
<p>h. Virtual equipment augmentation requests may only be provisioned upon receipt of a completed application and the applicable Engineering/Augment fee.</p>	
<p>i. The customer is responsible for providing all specialized test equipment required to monitor and maintain non-standard equipment that the Telephone Company virtually terminated on behalf of the customer.</p>	
<p><b>3. Operation and Maintenance</b></p> <p>Where the Telephone Company uses contractors for installation, maintenance or repair of services, the customer may hire the same contractor directly for installation, maintenance or repair of customer designated equipment.</p>	
<p>Where the Telephone Company does not use contractors, customer designated equipment and customer provided facilities used in the provision of virtual EIS will be installed, maintained and repaired by the Telephone Company. The Telephone Company will maintain and repair the customer designated termination equipment under the same time frame and standards as its own equipment.</p>	
<p>Customers are not allowed into Telephone Company wire centers and access tandems to work on Virtual EIS equipment.</p>	
<p><b>4. Customer Terminating Equipment Requirements</b></p> <p>a. Customer equipment installed in the Telephone Company manhole or similar location must comply with either the Telephone Company's list of approved products, or equipment that complies with wire center or access tandem environmental and transmission standards in effect at the time the interconnection is made. This list of approved products and/or equipment is the same as used by the Telephone Company and its contractors. EIS customers will be notified of any change in the Telephone Company's list of approved products and/or equipment.</p>	



**XVIII. EXPANDED INTERCONNECTION SERVICES (Continued)**

b. The customer shall be responsible for supplying the following:  Fiber Optic Cable and Fire Retardant Sheath Equipment located within the wire center or access tandem	
c. The customer shall be required to provide DS1 cable facilities in sufficient capacity for the Telephone Company to wire DS1 services in multiples of twenty-eight (28).	
d. The customer shall be responsible for bringing its fiber optic cable to the wire center or access tandem manhole and leave sufficient cable length in order for the Telephone Company to be able to fully extend such cable through to the customer's space. No splicing will be permitted in the manhole. Upon discontinuance of EIS, the customer relinquishes all rights, title and ownership of cable to the Telephone Company.	
e. The Telephone Company is responsible for installing customer provided fiber optic cable in the cable space or conduit from the manhole to the wire center or access tandem. This may be shared conduit with dedicated inner duct. The customer shall not be permitted to reserve wire center or access tandem cable space or conduit. If new conduit is required, the Telephone Company will negotiate with the customer to determine the specific location. The Telephone Company reserves the right to manage its own wire center or access tandem conduit requirements and to reserve vacant space for planned facility additions.	
f. The Telephone Company is responsible for installing a cable splice where the customer provided fiber optic cable meets customer provided fire retardant riser cable within the wire center or access tandem cable vault or designated splicing chamber. The Telephone Company will provide space and racking for the placement of the splice enclosure. The Telephone Company will tag all entrance facilities to indicate ownership. The Telephone Company is responsible for placing the customer's fire retardant riser cable from the cable vault to the terminating equipment. The customer is responsible for providing fire retardant riser cable that meets Telephone Company standards.	
g. Customer interconnection equipment installed with the Telephone Company's wire center or access tandem facilities shall be subject to and comply with Telephone Company practices for ac/dc bonding and grounding requirements. This information will be provided to the customer in the general information packet.	
h. Upon installation of the customer's equipment, with prior notice, the Telephone Company will schedule time to work with the customer during the turn-up phase of the equipment to ensure proper functionality between the customer's equipment and the connections to the Telephone Company equipment. The time period for this to occur will correspond to the Telephone Company's maintenance window time period.	
i. All equipment installed within the Telephone Company wire center and access tandem facilities shall meet the industry standard requirements as applicable for Physical EIS as in Section XVIII.G.4..	

## XVIII. EXPANDED INTERCONNECTION SERVICES (Continued)

### I. Rate Regulations

This section contains specific regulations governing the rates and charges that apply for EIS. These charges are in addition to the applicable rates and charges for the Switched and Special Access Service ordered, as specified in Sections V. and VI. of this tariff.

#### 1. *Types of Rates and Charges*

There are two (2) types of rates and charges. These are monthly rates and nonrecurring charges.

##### a. Monthly Rates

Monthly rates are recurring charges that apply each month or fraction thereof that an EIS is provided. Monthly rates for EIS will commence upon completion of the customer's partitioned space, irrespective of when the Switched or Special Access service is connected.

##### (1) Partition Space Charge

Partition Space is a monthly recurring charge associated with the provision of suitable physical EIS space in a specific wire center or access tandem. The charge includes those costs that relate directly to the land and building space itself. The Partition Space Charge applies on a per square foot basis for physical EIS.

##### (2) Cable Space Charge

The Cable Space Charge is a monthly recurring charge, applied per twelve (12) fibers, associated with the space within the conduit, riser, cable racks, manhole and cable vault which the customer's cable occupies. This charge applies for physical or virtual EIS.

##### (3) dc Power

The dc Power Charge is a monthly recurring charge associated with the provision of dc power to the customer's space for physical or virtual EIS. The dc Power Charge applies on a per 40 amp increment.

##### (4) Maintenance

The Maintenance Charge is a monthly recurring charge associated with maintenance of the customer designated termination equipment. The charge is applicable per base module for virtual EIS.

##### (5) Environmental Conditioning

Environmental Conditioning is a monthly recurring charge associated with the provisioning of heating, ventilation, and air conditioning systems for the customer's physical EIS equipment in the Telephone Company's wire center or access tandem. The Environmental Conditioning charge is applied on a per 40 amp increment based on the customer's dc Power requirements.

## **XVIII. EXPANDED INTERCONNECTION SERVICES (Continued)**

<p>(6) Building Modification</p> <p>Building Modification is a monthly recurring charge associated with provisioning the following items for physical EIS in the Telephone Company's wire center or access tandem: security, dust partition, ventilation ducts, demolition/site work, lighting, outlets, and grounding equipment. The Building Modification charge is applied to each physical EIS arrangement.</p>	
<p>b. Nonrecurring Charges</p> <p>Nonrecurring charges are one-time charges that apply for specific work activity. The types of nonrecurring charges that apply for EIS are those listed below.</p> <p>(1) Conversion Fee</p> <p>The Conversion Fee of two thousand five hundred dollars (\$2,500) is associated with the work performed to convert existing collocated services to virtual EIS arrangements where no changes in customer designated termination equipment or facilities or Telephone Company provided equipment and facilities are required. The customer may request multiple wire centers or access tandems to be converted on one order. The Conversion Fee applies per order in lieu of the Engineering/Installation Fee.</p>	
<p>(2) Cable Pull Charge</p> <p>The Cable Pull Charge is associated with the work performed by the Telephone Company to pull and splice the customer's cable from the manhole to the cage or to the customer designated termination equipment.</p>	
<p>This charge applies per wire center or access tandem, per twelve (12) fibers terminated for physical or virtual EIS.</p>	
<p>(3) Physical Engineering Fee</p> <p>The Physical Engineering Fee is associated with work performed by the Telephone Company to determine space requirements, engineer adequate amounts of power, heat, ventilation and air conditioning, and ensure adequate fire protection for physical EIS. This charge applies to Physical EIS and minor augment requests on a per order, per wire center or access tandem basis.</p>	
<p>(4) Cage Enclosures</p> <p>The Cage Enclosure charge is associated with work performed by the Telephone Company to construct a cage for the customer's terminating equipment for physical EIS. This charge includes, one charge circuit system, and electrical sub-panel. This element also includes material cost for the cage enclosure. This element is optional, the customer may sub-contract this work to a Telephone Company approved contractor.</p>	

## XVIII. EXPANDED INTERCONNECTION SERVICES (Continued)

<p>This charge provides a one hundred (100) square foot enclosure. Upon request of the customer, additional space may be provided in increments of one hundred (100) square feet for one thousand dollars (\$1,000) per additional one hundred (100) square feet.</p>	
<p>(5) Engineering/Installation Fee</p> <p>The Engineering/Installation Fee is associated with work performed by the Telephone Company to determine space requirements, engineer adequate amounts of power to the equipment, ensure adequate fire protection and install customer designated termination equipment for virtual EIS.</p>	
<p>An Engineering/Installation Fee as shown in XVIII.L.1. apply for the installation of the base unit and each DS1, DS3, or DS0 card.</p>	
<p>DS0 card installations are also available in ranges of 144 to 224, 225 to 448, 449 to 784, 785 to 1232, 1233 to 1680, 1681 to 2128, 2129 to 2576 and 2577 to 3024 blocks. The Engineering/Installation Fee for DS0 Blocks is applied for the initial installation of the block and determined by the range in which the number of DS0s ordered appears. Subsequent additions of DS0s to the block will be charged the Per DS0 Card Installed Fee. For example, an installation request for a block of two hundred (200) DS0s will be charged the DS0 Block Fee of the one hundred forty-four (144) to two hundred twenty-four (224) range. A subsequent request for thirty (30) more DS0s will be charged thirty (30) DS0 Per Card Installed Fees. A subsequent request for another DS0 Block for an additional one hundred fifty (150) DS0s will be charged the DS0 Block Fee of the one hundred forty-four (144) to two hundred twenty-four (224) range.</p>	
<p>(6) Overhead Superstructure</p> <p>The Overhead Superstructure is associated with work performed by the Telephone Company for the extension of overhead racking for the placement of customer provided cable for physical EIS.</p>	
<p>(7) dc Power</p> <p>The dc power charge is associated with work performed by the Telephone Company for the extension of power to the customer's cage. This charge applies on a per 40 amp increment for physical or virtual EIS.</p>	
<p>(8) Training</p> <p>The customer shall be solely responsible for all costs associated with training Telephone Company personnel on the installation, maintenance, monitoring and operation of EIS equipment that the Telephone Company does not use in normal operations within the requested wire center or access tandem. The customer will be responsible for:</p> <p>(a) The arrangement and prepayment for required training seminars, including tuition, and related course materials.</p>	

**XVIII. EXPANDED INTERCONNECTION SERVICES** (Continued)

(b) All travel expenses, including airfare and car rentals, associated with the training. All charges not prepaid by the customer will be passed on to the customer based on ticket stubs and/or receipts.	
(c) Providing the Telephone Company personnel to be trained a forty dollar (\$40) per diem for meals during the training period.	
(d) All expenses associated with follow up training necessitated by changes in technology or upgrades made to such non-standard equipment, and for additional training required within the Telephone Company's normal staffing levels and assignment policies. The customer will provide the supplemental training described herein, per the same terms and conditions provided in this Section.	
(e) Reimburse to the Telephone Company for the hours spent in training by Telephone Company personnel, based on the labor rates as set forth in Section VII.B. and will be billed per hour or fraction thereof.	
(f) The equipment training for all Telephone Company personnel responsible for the Virtual EIS equipment within the requested wire center or access tandem must be completed prior to placing the EIS equipment in-service.	
(9) Access Ordering Charge  The Switched Access Ordering Charge applies, per ASR, for the installation, addition, change, rearrangement or move of EIS Switched and Special Access Service facilities, except as specified in V.E.2.a.(3)(h). The appropriate service installation charge for the service termination(s) will also apply.	
When an EIS is moved to a different CDL, a new minimum period will be established for the installed Switched or Special Access Service. The customer will remain responsible for all remaining minimum period charges associated with the disconnected Switched or Special Access Service. For Switched or Special Access Services subject to payment plan regulations, the same payment plan will remain in force.	
(10) BITS Timing Charge  Cost to provide synchronized timing for electronic communications equipment provided from a central source. This cost includes all the common equipment and port cards to provide fifty (50) ports of DS1 and fifty (50) ports of CC (Composite Clock) capability. This charge is a monthly recurring and nonrecurring charge, based on each port requested by the customer.	
(11) Cable Material Charge  The customer will be assessed the applicable Cable Material charges if it elects to have the Telephone Company purchase cables required to accommodate the EIS arrangement. The rate includes all costs associated with cable materials provided to the customer. This cost includes DS0, DS1, DS3 transmission cables, shielded cable, and power cables.	

## XVIII. EXPANDED INTERCONNECTION SERVICES (Continued)

<p>(12) Minor Augment Fee</p> <p>The fee submitted with an application to recover the cost to review and implement changes to an existing EIS arrangement. Minor augments are those requests that do not require more AC or DC power, additional equipment that generates more BTUs of heat, or increase the caged floor space, over what the customer requested in its original application. The requirements for a minor augment request cannot exceed the capacity of the existing electrical/power or HVAC system.</p>	
<p>(13) Access Card Charge</p> <p>The costs associated with the issuance and replacement of access cards that allow a customer's employees to access Telephone Company wire centers and access tandems.</p>	
<p>2. <i>Minimum Periods</i></p> <p>a. The Minimum Period applicable to monthly EIS rate elements specified is six (6) months.</p>	
<p>b. When EIS is discontinued prior to the expiration of the Minimum Period, charges are applicable for the remaining month(s) and/or fraction thereof of the Minimum Period.</p>	
<p>3. <i>Optical Facility Termination</i></p> <p>a. Description</p> <p>Optical Facility Terminations are limited in use solely in conjunction with a.) access to unbundled dark fiber or unbundled optical interoffice facilities; b.) Dedicated Transit Service (DTS) as set forth in Section XIX. following; c.) certain Ethernet Private Line services (e.g. SONET, LAN Extension Service, Ethernet Private Line); d.) IP Port services; and e.), advanced data services. Collocation customers requesting access to a.) through e.) above must apply for Optical Facility Terminations between the Telephone Company's fiber distribution panel (FDP) and the collocator's transmission equipment and facilities. The following rate elements associated with Optical Facility Terminations are described in d. following: Fiber Optic Patch Cord Pull-Engineering, Fiber Optic Patch Cord Pull, Fiber Optic Patch Cord Termination, Facility Termination-Fiber Optic Patch Cord Cable, Fiber Optic Patch Cord-24 Fiber (Connectorized) and Cable Rack Space-Fiber Optic Patch Cord. The rates and charges for Optical Facility Terminations are set forth in XVIII.P. following.</p>	
<p>b. Responsibility of the Customer</p> <p>Customers requesting Optical Facility Terminations will be required to complete an Expanded Interconnection Service application form as described in Section XVIII.F.1.c. or submit a Minor Augment request as described in Section XVIII.E.7..</p>	
<p>c. Application of Rates and Charges</p> <p>The application applications of rates and charges for cross connection to physical or virtual collocation arrangements are set forth following.</p>	

## **XVIII. EXPANDED INTERCONNECTION SERVICES (Continued)**

<p>d. Rates Elements</p> <p>(1) Facility Termination-Fiber Optic Patch Cord Cable</p> <p>The Facility Termination-Fiber Optic Patch Cord Cable charge is a monthly recurring charge applied per fiber terminated. This charge recovers the space and maintenance costs of the termination at the FDP.</p>	
<p>(2) Cable Rack Space-Fiber Optic Patch Cord</p> <p>The Cable Rack Space-Fiber Optic Patch Cord recovers the space utilization cost of the fiber optic patch cord within the Telephone Company's cable rack system. This is a monthly recurring charge.</p>	
<p>(3) Fiber Optic Patch Cord Pull-Engineering</p> <p>The Fiber Optic Patch Cord Pull-Engineering is a nonrecurring charge applied per Optical Facility Termination project to recover the engineering costs of pulling the fiber optic patch cord from the collocation space to the Telephone Company's FDP.</p>	
<p>(4) Facility Optic Patch Cord Pull</p> <p>The Fiber Optic Patch Cord Pull is a nonrecurring charge applied per cable run and recovers the labor cost of pulling the fiber optic patch cord from the collocation space to the Telephone Company's FDP.</p>	
<p>(5) Fiber Optic Patch Cord Termination</p> <p>This is a nonrecurring charge applied per fiber termination and is designed to recover the labor cost of terminating the fiber optic patch cord from the collocation space to the FDP.</p>	
<p>(6) Fiber Optic Patch Cord – 24 Fiber (Connectorized)</p> <p>The collector will be assessed this charge if it elects to have the Telephone Company purchase fiber optic patch cord cable(s) required for Optical Facility Terminations. This nonrecurring charge includes all costs associated with fiber optic patch cord material provided to the collocator.</p>	
<p><b>J. <u>EIS Exempt Wire Centers and Access Tandems</u></b></p> <p>If the Telephone Company is unable to accommodate a Physical or Virtual EIS request at a wire center or access tandem due to space limitations or other technical reasons, the Telephone Company will post a list of all the exempt wire centers and access tandems on its Website and will update the list within ten (10) days of any known changes. This information will be listed at the following public Internet URL:</p> <p><a href="https://get.ziPLYfiber.com/">https://get.ziPLYfiber.com/</a></p>	

## XVIII. EXPANDED INTERCONNECTION SERVICES (Continued)

K. <u>EIS Rates and Charges</u>		
1. <i>Cable Space and Cable Pull – Physical or Virtual</i>		
	Monthly Charge Per 12 Fibers	Nonrecurring Charge Per 12 Fibers
<u>State</u>	<u>Cable Space</u>	<u>Cable Pull</u>
Idaho	50.92	1,610.00
Oregon	35.35	1,465.00
Washington	29.53	1,454.00
2. <i>dc Power – Physical or Virtual</i>		
	Monthly Charge Per 40 Amps	Nonrecurring Charge Per 40 Amps
<u>State</u>		
Idaho	463.36	3,097.00
Oregon	400.03	4,151.00
Washington	413.00	4,375.00
L. <u>Physical EIS Rates and Charges</u>		
Physical EIS will be provided at the rates and charges set forth following. The rates and charges shown will apply to each Physical EIS arrangement at the specific wire center or access tandem for the applicable jurisdiction.		
1. <i>Engineering Fee</i>		
<u>State</u>	<u>Nonrecurring Charge</u>	
Idaho	4,998.00	
Oregon	4,998.00	
Washington	4,998.00	
2. <i>Overhead Superstructure</i>		
<u>State</u>	<u>Nonrecurring Charge</u>	
Idaho	2,460.00	
Oregon	2,460.00	
Washington	2,460.00	



**XVIII. EXPANDED INTERCONNECTION SERVICES** (Continued)

3. <i>Cage Enclosures</i>			
<u>State</u>	<u>Nonrecurring Charge</u>		
Idaho	4,349.00		
Oregon	5,098.00		
Washington	5,103.00		
4. <i>Partition Space</i>			
<u>State</u>	<u>Monthly Charge</u> <u>Partition Space</u> <u>Per Square Foot</u>		
Idaho	1.78		
Oregon	2.90		
Washington	2.63		
5. <i>BITS Timing Charge</i>			
<u>State</u>	<u>Monthly Charge</u> <u>Per Port</u>	<u>Nonrecurring Charge</u> <u>Per Port</u>	
Idaho	11.00	275.00	
Oregon	11.00	275.00	
Washington	11.00	275.00	

**XVIII. EXPANDED INTERCONNECTION SERVICES** (Continued)

6. Cable Material – Per Cable Run				
	DS0 Cable (Connectorized) 100 Pair		DS1 Cable (Connectorized)	
<u>State</u>	<u>Nonrecurring Charge</u>		<u>Nonrecurring Charge</u>	
Idaho	331.00		307.00	
Oregon	331.00		307.00	
Washington	331.00		307.00	
	DS0 Coaxial Cable		Shielded Cable (Orange Jacket)	
<u>State</u>	<u>Nonrecurring Charge</u>		<u>Nonrecurring Charge</u>	
Idaho	84.00		34.00	
Oregon	84.00		34.00	
Washington	84.00		34.00	
	1/0 Power Cable	2/0 Power Cable	3/0 Power Cable	4/0 Power Cable
<u>State</u>	<u>Nonrecurring Charge</u>	<u>Nonrecurring Charge</u>	<u>Nonrecurring Charge</u>	<u>Nonrecurring Charge</u>
Idaho	93.00	135.00	149.00	184.00
Oregon	93.00	135.00	149.00	184.00
Washington	93.00	135.00	149.00	184.00
	350 MCM Power Cable	500 MCM Power Cable	750 MCM Power Cable	
<u>State</u>	<u>Nonrecurring Charge</u>	<u>Nonrecurring Charge</u>	<u>Nonrecurring Charge</u>	
Idaho	313.00	437.00	673.00	
Oregon	313.00	437.00	673.00	
Washington	313.00	437.00	673.00	

7. Minor Augment Fee	
<u>State</u>	<u>Nonrecurring Charge</u>
Idaho	200.00
Oregon	200.00
Washington	200.00

8. Access Card Charge	
<u>State</u>	<u>Nonrecurring Charge</u>
Idaho	21.00
Oregon	21.00
Washington	21.00

**XVIII. EXPANDED INTERCONNECTION SERVICES** (Continued)

9. <i>Environmental Conditioning</i>		
<u>State</u>	<u>Monthly Rate</u> <u>Per 40 Amp Increment</u>	
Idaho	108.42	
Oregon	108.42	
Washington	108.42	
10. <i>Building Modification</i>		
<u>State</u>	<u>Monthly Rate</u>	
Idaho	204.36	
Oregon	241.95	
Washington	238.91	

**XVIII. EXPANDED INTERCONNECTION SERVICES (Continued)**

**M. Virtual EIS Rates and Charges**

Equipment Rates and Charges:

STATE	<u>OREGON</u>
MONTHLY CHARGE	
MAINTENANCE	
- Per Base Module	211.96
NONRECURRING CHARGES	
ENGINEERING/INSTALLATION FEE	
- Per Base Module	
OC1	4,078.52
90 Mbps	4,078.52
OC3	4,751.88
OC12	5,425.24
OC24	6,217.22
OC48	7,009.20
NGDLC	7,009.20
ENGINEERING/INSTALLATION FEE	
- Per Card Installed	
OC1 DS1	259.40
DS3	532.58
90 Mbps DS1	259.40
DS3	532.58
OC3 DS1	259.40
DS3	532.58
OC12 DS3	532.58
OC24 DS3	532.58
OC48 DS3	532.58
NGDLC DS0	129.70

(Continued)...

**XVIII. EXPANDED INTERCONNECTION SERVICES (Continued)**

Continued from previous page		
- Per DS0 Blocks Installed		
Ranges:		
144-224		3,441.40
225-448		4,817.96
449-784		6,538.66
785-1232		8,603.50
1233-1680		10,668.34
1681-2128		12,733.18
2129-2576		14,798.02
2577-3024		16,862.86
DS1		259.40
DS3		32.58
STATE		<u>WASHINGTON</u>
MONTHLY CHARGE		
MAINTENANCE		
- Per Base Module		219.95
NONRECURRING CHARGES		
ENGINEERING/INSTALLATION FEE		
- Per Base Module		
OC1		4,078.52
90 Mbps		4,078.52
OC3		4,751.88
OC12		5,425.24
OC24		6,217.22
OC48		7,009.20
NGDLC		7,009.20
ENGINEERING/INSTALLATION FEE		
- Per Card Installed		
OC1 DS1		234.60
DS3 (SP1DD)		532.58
90 Mbps DS1 (SP1DE)		259.40
DS3 (SP1DF) 484.62		464.40
OC3 DS1 (SP1DG)		259.40
DS3 (SP1DH)		532.58
OC12 DS3 (SP1DJ)		532.58
OC24 DS3 (SP1DK)		532.58
OC48 DS3 (SP1DL)		532.58
NGDLC DS0 (SP1DM)		129.70
(Continued)...		

## XVIII. EXPANDED INTERCONNECTION SERVICES (Continued)

Continued from previous page			
- Per DS0 Blocks Installed			
Ranges:			
144-224	(SP1C2)		3,441.40
225-448	(SP1C3)		4,817.96
449-784	(SP1C4)		6,538.66
785-1232	(SP1C5)		8,603.50
1233-1680	(SP1C6)		10,668.34
1681-2128	(SP1C7)		12,733.18
2129-2576	(SP1C8)		14,798.02
2577-3024	(SP1C9)		16,862.86
DS1	(SP1DN)		259.40
DS3	(SP1DO)		532.58
<b>N. <u>EIS Individual Case Basis Rates and Charges</u></b>			
<u>Wire Center</u>	<u>Description</u>	<u>MTL/NRC</u>	<u>Termination</u>
Beaverton, OR	OC3c cross	MRC	<u>Liability Period</u>
OR9701200	connect	MTL: \$0	
	arrangement	NRC: \$0	
	between two	MRC: \$100	
	customers' EIS		
	terminals within		
	the Beaverton, OR		
	C.O.		
<b>O. <u>Expanded Interconnection Service Alternatives</u></b>			
Competitive Alternate Transport Terminal (CATT) Arrangement:			
1. <i>General</i>			
The Competitive Alternate Transport Terminal (CATT) arrangement provides third party competitive fiber providers (CFPs) access to a shared, alternate splice point within a Telephone Company wire center for the sole purpose of splicing its facilities for distribution to EIS arrangements within that wire center.			
All applicable universal regulations that apply to EIS customers as set forth in this Section also apply to the CFP and its facilities to the CATT.			

## **XVIII. EXPANDED INTERCONNECTION SERVICES** (Continued)

<p><b>2. Service Description</b></p> <p>The CATT arrangement allows for the placing of a maximum of four hundred thirty-two (432) fibers and a minimum of seventy-two (72) fibers, per entrance manhole, in an Alternate Splice Area (ASA), as determined by the Telephone Company, within a Telephone Company wire center. CFPs will be billed for the entire capacity of the fiber that is placed regardless of the number of fibers spliced initially. At the option of the CFP up to an additional four hundred thirty-two (432) diversely routed fibers may be spliced at the CATT, where manhole space and conduit is available. In those wire centers with only one entry point, a CFP may request Special Construction of any additional entry points as set forth in Section IV.A.3. preceding.</p>	
<p>The CFP is responsible for all splicing done at the CATT. CFPs shall splice and terminate a minimum of twenty-four (24) fibers at the CATT upon cable installation, per entrance facility, for use in the wire center.</p>	
<p>All CFP facilities and splices must comply with the NEBS standards as set forth in Section XVIII.G.4.k. preceding.</p>	
<p>Prior to all CATT installations, the CFP will be required to attend a pre-construction meeting or teleconference with the Telephone Company. The meeting will be attended by Telephone Company and CFP technical subject matter experts to review the details of the CATT installation, Telephone Company procedures, project schedule and exchange documentation on the engineering specifics of the project.</p>	
<p>All work performed by a CFP or its agents on Telephone Company premises requires an authorized Telephone Company representative to escort the CFP or its agents and provide access to the wire center.</p>	
<p>The CFP must provide the Telephone Company seventy-two (72) hours written notice to allow for assignment of an escort for the project. The applicable Additional Labor Charges in Section VII.B.7. are applied per Telephone Company representative, per half-hour, to recover Telephone Company escort (s') time.</p>	
<p>Activities requiring an escort are:</p> <p>a. CFP Cable Pull – CFP installation of the fiber cable from manhole zero to the CATT arrangement by a Telephone Company approved vendor.</p>	
<p>b. CFP Cable Splice – CFP installation of the fiber and the splice tray at the CATT arrangement and the splicing of the EIS customer provided fiber at the CFP's splice tray at the CATT arrangement.</p>	
<p>c. CFP Cable Maintenance – The CFP maintenance on defective splices and fiber cables installed by the CFP at the CATT.</p>	
<p>d. EIS Customer Cable Pull – EIS customer installation of the fiber cable from its Physical EIS arrangement to the CATT arrangement.</p>	

## **XVIII. EXPANDED INTERCONNECTION SERVICES** (Continued)

CATT arrangements are subject to space availability, i.e., floor space, duct space, etc., within Telephone Company wire center premises.	
Upon receipt of a completed CATT Application and fee, the Telephone Company will provide the CFP a CATT price quote within eight (8) business days from receipt of the application. The quote will be honored for thirty (30) days from issuance of the quote.	
The Telephone Company will initiate billing for all applicable recurring and non-recurring charges when the CFPs completes the installation of its fiber cable and splice tray and the installation is inspected by the Telephone Company.	
<b>3. Provisioning of CFP Facilities to the CATT</b>  The CFP will be responsible for supplying and pulling the fiber cable from the Telephone Company designated manhole to the ASA location, designated by the Telephone Company, by a Telephone Company approved vendor. Telephone Company personnel will approve the cable to be provided by the CFP before it is pulled into the wire center. An authorized Telephone Company representative must escort the approved vendor(s) during the cable pull and the splicing at the CATT. The CFP must follow all Telephone Company cable installation requirements and procedures.	
The CFP must provide a Telephone Company approved splice tray and fire retardant cable enclosure before any splicing to the CATT is done. Enclosures and splice trays installed by the CFP must equal the capacity of the installed fiber at seventy-two (72) fibers per shelf.	
The CFP will not store any equipment in the CATT area other than the splice tray and cable enclosure.	
All testing of the spliced facility (e.g., end-to-end, bi-directionality, etc.) is the responsibility of the CFP. The CFP is also responsible for the maintenance of its fiber.	
The Cable Space Charge, as set forth in Section XVIII.J., preceding, is assessed to the CFP for the space in the zero manhole, conduit, riser and cable rack occupied by the fiber cable between the manhole and the CATT arrangement.	
The Telephone Company will not allow transition splices within the cable vault. All CFP entrance fiber cables and activities associated with pulling the cable into the wire center and to the CATT arrangement must comply with Telephone Company practices and procedures. At any time, should the CFPs' installation be found in non-compliance with Telephone Company practices, the CFP will be responsible for correcting the problem within forty-eight (48) hours of notification by the Telephone Company.	
The Telephone Company provides and retains ownership of the equipment bay used in the CATT arrangement. The Telephone Company may conduct a quality inspection when the work is completed. At any time, should the CFPs installation be found in non-compliance with the Telephone Company practices, the CFP will be responsible for correcting the problem within forty-eight (48) hours of notification by the Telephone Company.	



## **XVIII. EXPANDED INTERCONNECTION SERVICES (Continued)**

<p>The CFP shall be responsible for the maintenance of defective splices and fiber cables installed by the CFP. An authorized Telephone Company representative must escort the CFP, or approved CFP agents, while any maintenance is performed on the CATT arrangement. Charges for escorting will be based on the applicable Additional Labor rates as set forth under Section VII.B.7..</p>	
<p>The CFP will be responsible for placing an identification tag on its entrance fiber every twenty (20) feet. The ID tags should include CFP company name, emergency contact name and telephone number, cable ID number and eleven (11) character Common Language Location Identifier (CLLI) Code. The CFP splice tray at the CATT must also be labeled with the same CFP information.</p>	
<p>Installation of CFP facilities is subject to all applicable regulations for EIS provided facilities as set forth in section XVIII.G.4. preceding.</p>	
<p><b>4. Provisioning of Facilities from CATT to Arrangements</b></p> <p>EIS customers may request CFP provided CATT transport connections in a minimum of twelve (12) strand increments in wire centers, where available, for Physical or Virtual EIS arrangements.</p>	
<p>The EIS customer must submit an EIS Application Form , as set forth in Section XVIII.E.1. and Section XVIII.E.3. preceding, in addition to the applicable Application Fee when ordering a CATT transport connection along with an initial EIS arrangement.</p>	
<p>When the EIS customer requests a CATT transport connection for an existing EIS arrangement, the EIS customer must submit an EIS Augment Application and a Minor Augment Fee for the CATT connection. The Minor Augment Fee can be found in Section XVIII.M., proceeding.</p>	
<p>Physical EIS customers must use a Telephone Company approved vendor and adhere to Telephone Company engineering specifications and practices. The vendor will hand off the cable to the CFP who will splice the cable at the CATT. An authorized Telephone Company representative must escort the EIS customer's vendors during the installation of the cable. The demarcation point will be a minimum of five (5) feet from the CATT.</p>	
<p>For Virtual EIS arrangements, the Telephone Company will place/pull the EIS customer provided fiber cable (minimum 12 strands) from the EIS customer's Virtual EIS arrangement and hand off the cable to the CFP in the CATT area. The CFP will perform the splice at the CATT under Telephone Company escort. The demarcation point will be a minimum of five (5) feet from the CATT.</p>	
<p>A facility pull charge will be applied to the EIS customer for the labor hours required when the Telephone Company places/pulls the EIS customer provided fiber cable (minimum 12 fibers) from their Virtual EIS arrangement to the hand off to the CFP in the CATT area. The charge assessed to the CFP is based on the total labor hours times the applicable Labor Charges in Section VII.B.7. of this tariff.</p>	
<p>Installation of CFP facilities from the CATT is subject to all applicable regulations for EIS customer-provided facilities as set forth in Section XVIII.G.4. proceeding.</p>	

## **XVIII. EXPANDED INTERCONNECTION SERVICES** (Continued)

<p><b>5. <i>Cancellation of CATT Arrangement</i></b></p> <p>Upon written notice by the CFP to the Telephone Company and all CATT customers of the cancellation of the CATT arrangement or discontinuance of the CATT arrangement by the Telephone Company due to default by the CFP, the following conditions would apply:</p> <p>a. Upon notice of a CATT arrangement cancellation, the CFP shall continue to provide the CATT service for all EIS customers spliced to the CATT arrangement for a minimum of sixty (60) days after said notice. The date that the CATT service will no longer be available is the "effective cancellation date". The cancellation notice must include the effective cancellation date.</p>	
<p>b. The CFP would be responsible for removal of its splice tray(s) and support equipment from the CATT relay rack.</p>	
<p>c. The CFP is responsible for the removal of all CFP provided fiber cable and equipment from the premises within thirty (30) days after the effective cancellation date. The CFP will perform the removal under Telephone Company escort. The customer will be charged the appropriate Additional Labor charge in Section VII.B.7. for the escort.</p>	
<p>d. The Telephone Company reserves the right to remove the CFPs equipment if the CFP fails to remove and dispose of the fiber and equipment within thirty (30) days after the effective cancellation date. The CFP will be charged the appropriate Additional Labor charge in Section VII.B.7. for removal of the fiber and equipment.</p>	
<p><b>6. <i>Cancellation of the EIS Customer's Connection to the CATT Arrangement</i></b></p> <p>Upon written notice from the EIS customer of the cancellation of its CATT connection, EIS arrangement or notice by the CFP of the effective cancellation date that the CATT arrangement will be discontinued, the following conditions would apply:</p> <p>a. The EIS customer would be responsible for removal of its EIS customer-provided fiber cable from the EIS arrangement to the CATT arrangement within thirty (30) days after the effective cancellation date.</p>	
<p>b. For Physical arrangements, the EIS customer will perform the removal of the fiber cable, under Telephone Company escort. The EIS customer will be charged the appropriate Additional Labor charge in Section VII.B.7. for the escort.</p>	
<p>c. The Telephone Company reserves the right to remove the EIS customer's fiber cable if the EIS customer fails to remove and dispose of the fiber cable within thirty (30) days of after the effective cancellation date. The customer will be charged the appropriate Additional Labor charge in Section VII.B.7. for removal of the fiber cable.</p>	
<p>d. For Virtual arrangements, the Telephone Company will remove the fiber cable. The EIS customer will be charged the appropriate Additional Labor charge in Section VII.B.7. for the removal of the cable.</p>	

## XVIII. EXPANDED INTERCONNECTION SERVICES (Continued)

<p><b>7. Rate Regulations</b></p> <p>a. CATT Application Fee</p> <p>A CATT Application Fee, as set forth in Section XVIII.O.8.a. following, is to be submitted by the CFP in order to process their completed application. The CATT Application Fee is a nonrecurring charge and recovers the expenses associated with the application processing, initial engineering site survey to assess space availability and the administrative activities performed by the Telephone Company in the processing of the request. The CATT Application Fee is non-refundable and applies for each request in which CFP facilities will be spliced at the CATT. The Telephone Company will process applications on a first-come, first-served basis.</p>	
<p>b. Engineering and Implementation Fee</p> <p>An Engineering and Implementation Fee, as set forth in Section XVIII.O.8.b. following, applies for Telephone Company planning, engineering and project management of CATT equipment installations and associated cabling. This nonrecurring charge applies to new CATT arrangements, as well as fiber or equipment augments to existing CATT arrangements.</p>	
<p>c. Relay Rack Space – Per Splice Tray</p> <p>The Relay Rack Space – Per Splice Tray rate, as set forth in Section XVIII.O.8.c. following, is assessed monthly to the CFP for the cost of providing the floor space for the CATT and for the Telephone Company provided equipment bay.</p>	
<p>d. Cable Rack Space – CATT to EIS Arrangement</p> <p>This is a monthly recurring charge assessed, per innerduct foot of 12-fiber cable, to the EIS customer for the overhead superstructure space the fiber cable occupies from the CATT to the EIS arrangement. The rates for the Cable Rack Space-CATT to EIS Arrangement are in Section XVIII.O.8.d., following.</p>	
<p>e. Facility Pull - Labor</p> <p>A charge to pull the fiber cable will be assessed to the EIS customer for the labor hours required by the Telephone Company to place/pull the EIS customer-provided fiber cable (minimum twelve (12) fibers) from their Virtual EIS arrangement to the hand off to the CFP in the CATT area. The charge assessed the CFP is based on the total labor hours times the rate from the applicable Labor Charges in Section VII.B.7. of this tariff.</p>	
<p>f. Overhead Superstructure</p> <p>The Overhead Superstructure charge, as set forth in Section XVIII.L.2., preceding, is used to recover the Telephone Company's engineering, material and installation costs for extending dedicated overhead racking required to deliver a CFP's or EIS customer's fiber to and from a CATT arrangement.</p>	

**XVIII. EXPANDED INTERCONNECTION SERVICES** (Continued)

<p>g. Cable Space Charge</p> <p>The Cable Space Charge, as set forth in Section XVIII.K.1., preceding, is assessed to the CFP for the space in the zero manhole, conduit, riser and cable rack occupied by the fiber cable between the manhole and the CATT arrangement.</p>									
<p>8. <i>Rates and Charges</i></p> <p>a. CATT Application Fee</p> <table> <tr> <th><u>State</u></th><th><u>Nonrecurring Charge</u></th></tr> <tr> <td>Idaho</td><td>919.65</td></tr> <tr> <td>Oregon</td><td>919.65</td></tr> <tr> <td>Washington</td><td>919.65</td></tr> </table>	<u>State</u>	<u>Nonrecurring Charge</u>	Idaho	919.65	Oregon	919.65	Washington	919.65	
<u>State</u>	<u>Nonrecurring Charge</u>								
Idaho	919.65								
Oregon	919.65								
Washington	919.65								
<p>b. Engineering and Implementation Fee</p> <table> <tr> <th><u>State</u></th><th><u>Nonrecurring Charge</u></th></tr> <tr> <td>Idaho</td><td>914.30</td></tr> <tr> <td>Oregon</td><td>914.30</td></tr> <tr> <td>Washington</td><td>914.30</td></tr> </table>	<u>State</u>	<u>Nonrecurring Charge</u>	Idaho	914.30	Oregon	914.30	Washington	914.30	
<u>State</u>	<u>Nonrecurring Charge</u>								
Idaho	914.30								
Oregon	914.30								
Washington	914.30								
<p>c. Relay Rack Space – Per Splice Tray</p> <table> <tr> <th><u>State</u></th><th><u>Monthly Charge</u></th></tr> <tr> <td>Idaho</td><td>19.74</td></tr> <tr> <td>Oregon</td><td>14.15</td></tr> <tr> <td>Washington</td><td>12.44</td></tr> </table>	<u>State</u>	<u>Monthly Charge</u>	Idaho	19.74	Oregon	14.15	Washington	12.44	
<u>State</u>	<u>Monthly Charge</u>								
Idaho	19.74								
Oregon	14.15								
Washington	12.44								
<p>d. Cable Rack Space, Per Innerduct Foot</p> <table> <tr> <th><u>State</u></th><th><u>Monthly Charge</u></th></tr> <tr> <td>Idaho</td><td>0.01</td></tr> <tr> <td>Oregon</td><td>0.01</td></tr> <tr> <td>Washington</td><td>0.01</td></tr> </table>	<u>State</u>	<u>Monthly Charge</u>	Idaho	0.01	Oregon	0.01	Washington	0.01	
<u>State</u>	<u>Monthly Charge</u>								
Idaho	0.01								
Oregon	0.01								
Washington	0.01								

## XVIII. EXPANDED INTERCONNECTION SERVICES (Continued)

<b>P. <u>Optical Facility Termination Rates and Charges</u></b>	
Rates and Charges:	
<b>1. <i>Facility Termination – Fiber Optic Patch Cord Cable</i></b>	
<u>State</u>	<u>Monthly Charge, Per Connector</u>
Idaho	1.01
Oregon	.88
Washington	.89
<b>2. <i>Cable Rack Space – Fiber Optic Patch Cord</i></b>	
<u>State</u>	<u>Monthly Charge, Per Cable</u>
Idaho	.56
Oregon	.50
Washington	.38
<b>3. <i>Fiber Optic Patch Cord Pull-Engineering</i></b>	
<u>State</u>	<u>Nonrecurring Charge, Per Project</u>
Idaho	79.52
Oregon	79.52
Washington	79.52
<b>4. <i>Fiber Optic Patch Cord Pull</i></b>	
<u>State</u>	<u>Nonrecurring Charge, Per Cable Run</u>
Idaho	209.05
Oregon	209.05
Washington	209.05
<b>5. <i>Fiber Optic Patch Cord Termination</i></b>	
<u>State</u>	<u>Nonrecurring Charge, Per Cable Run</u>
Idaho	1.13
Oregon	1.13
Washington	1.13

**XVIII. EXPANDED INTERCONNECTION SERVICES** (Continued)

6. <i>Fiber Optic Patch Cord – 24 Fiber (Connectorized)</i>		
<u>State</u>	<u>Nonrecurring Charge, Per Cable</u>	
Idaho	810.30	
Oregon	775.15	
Washington	834.35	

## XIX. INTERCONNECTION BETWEEN COLLOCATED SPACES

<p>Dedicated Transit Service:</p> <p>Unless otherwise specified herein, general regulations contained in other sections of this tariff apply in addition to the regulations contained in this section.</p> <p><b>A. <u>Description</u></b></p> <p>The Telephone Company provides Dedicated Transit Service (DTS) which allows a collocating telecommunications carrier to interconnect its network with that of another telecommunications carrier at the Telephone Company's premises and to connect its collocated equipment to the collocated equipment of another telecommunications carrier within the same Telephone Company premises pursuant to Section 251(C)(6) of the Communications Act of 1934, as amended. DTS is provided between the collocated arrangements (physical or virtual) of the same or of two different collocation customers in the same Telephone Company premises, using Telephone Company provided distribution facilities. DTS is available at DS0, DS1 and DS3 electrical levels or using dark fiber, provided that the collocated equipment is also used for interconnection with the Telephone Company or for access to the Telephone Company's unbundled network elements. DTS is provided at the same transmission level from collocated customer to collocated customer.</p>	
<p>DTS rates and charges for DS0, DS1, DS3 and dark fiber circuits are specified in Section XIX.E.. In addition, the Telephone Company will also provide other technically feasible cross connect arrangements, including lit fiber, on an Individual Case Basis (ICB) as requested by a collocating telecommunications carrier.</p>	
<p>The DTS arrangement requires the requesting collocated customer to provide cable assignment information for itself as well as for the other collocated customer. The Telephone Company will not make cable assignments for DTS.</p>	
<p>DTS also allows for one collocated customer to connect two of its virtual collocation arrangements in the same Telephone Company premises (virtual collocation cascading arrangement).</p>	
<p>DTS installations are completed and maintained by the Telephone Company and are provided on a negotiated interval.</p>	
<p><b>B. <u>Responsibility of the Customer</u></b></p> <p>The ordering collocator is responsible for all ordering, bill payment, disconnect orders and maintenance transactions and is the customer of record.</p>	
<p>When initiating a DTS request, the requesting collocator must submit an ASR, and a letter of agency from the collocator's customer to which it is connecting authorizing the DTS connection and facility assignment.</p>	
<p>The ordering collocator customer must submit to the Telephone Company written certification that more than ten percent (10%) of the amount of traffic to be transmitted through its DTS connection will be interstate. The Telephone Company will accept the certification unless the Federal Communications Commission grants a Section 208 complaint filed by the company that challenges the certification.</p>	

TRANSMITTAL NO. 7

## XIX. INTERCONNECTION BETWEEN COLLOCATED SPACES (Continued)

<b>C. <u>Application of Rates and Charges</u></b>		
The application of rates and charges for cross-connection to a physical or virtual collocation arrangement are set forth in VI.A.1.d. for DS0, DS1 and DS3 DTS and in XVIII.1.3. for dark fiber DTS.		
In addition to any applicable nonrecurring charge for the cross-connect, a DTS Service Order Charge and DTS Service Connection charges apply as set forth in D. following.		
<b>D. <u>Rate Elements</u></b>		
1. <i>DTS Service Order Charge</i>		
The DTS Service Order Charge is a nonrecurring charge which is applied to the collocator, per DTS order, which includes the costs for order placement and issuance provided by the Telephone Company.		
2. <i>DTS Service Connection-Provisioning</i>		
This is a nonrecurring charge, applied to the collocator, per DTS order, which includes the circuit design and labor costs associated with the provisioning of DS0, DS1, DS3 and dark fiber circuits for DTS.		
3. <i>DTS Service Connection-C.O. Wiring</i>		
This is a nonrecurring charge which is applied per DTS jumper to the requesting collocator for the recovery of DTS jumper material, wiring and service turn-up for DS0, DS1 and DS3 and dark fiber circuits.		
<b>E. <u>Rates and Charges</u></b>		
1. <i>Service Order Charge</i>		
<u>Jurisdiction</u>	<u>Ordering Charge, Per DS0, DS1, DS3 or Dark Fiber Order</u>	
Idaho	21.89	
Oregon	21.89	
Washington	31.01	
2. <i>DTS Service Connection – Provisioning, Per Order</i>		
<u>Jurisdiction</u>	<u>DS0 Nonrecurring Charge</u>	<u>DS1, DS3, or Dark Fiber Nonrecurring Charge</u>
Idaho	64.95	78.57
Oregon	64.95	78.57
Washington	54.34	70.48



**XIX. INTERCONNECTION BETWEEN COLLOCATED SPACES** (Continued)

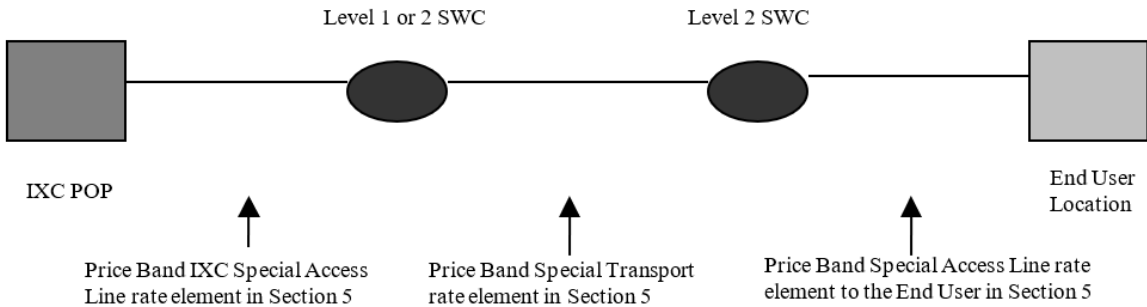
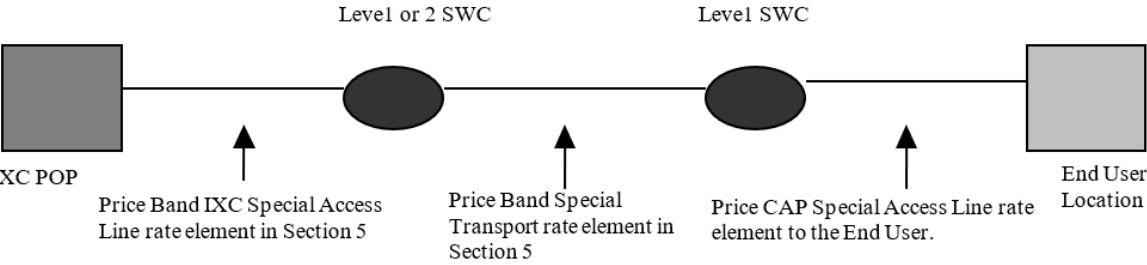
3. DTS Service Connection – C.O. Wiring, Per Jumper		
<u>Jurisdiction</u>	<u>DS0 Nonrecurring Charge</u>	<u>DS1, DS3, or Dark Fiber Nonrecurring Charge</u>
Idaho	7.20	17.59
Oregon	7.17	17.57
Washington	7.22	17.62

## XX. WIRE CENTER INFORMATION

<p><b>A. <u>Rate Zones and Metropolitan Statistical Areas</u></b></p> <p>This section contains a list of each Telephone Company wire center that has been assigned to a rate zone. Rate zones are applicable to the services specified in Sections V. and VI.. This table lists, by jurisdiction, wire centers assigned to Rate Zones 1, 2, 3, and Price Bands A, B and C, Metropolitan Statistical Area (MSA) and MSA Level.</p>	
<p>Metropolitan Statistical Areas (MSAs) may achieve various phases of pricing relief pursuant to Subpart H of the Commission's Part 69 Rules. For purposes of Switched Access Services, Telephone Company MSAs which qualify for Phase II pricing relief are identified in this section by MSN Name and level of pricing relief.</p> <p><b>1. <i>Level 1 MSA Pricing</i></b></p> <p>MSAs assigned to a Level 1 pricing are those MSAs which have achieved Phase II pricing relief for all Switched Access rate elements associated with the portion of the transmission path connecting an Interexchange Carrier's (ICs) customer designated location (CDL) to the wire center serving the secondary CDL, (i.e. end user premises). The rate elements associated with the transmission path are those rate elements applicable for the type of service involved.</p>	
<p><b>2. <i>Level 2 MSA Pricing</i></b></p> <p>MSAs assigned to Level 2 pricing are those MSAs which have achieved Phase II pricing relief for all rate elements associated with the end-to-end transmission path connecting the Interexchange Carrier's CDL to the secondary CDL involved. The rate elements associated with the transmission path are those rate elements applicable for the type of service involved.</p>	
<p>The services which are subject to the MSA rate bands are as follows:</p> <ul style="list-style-type: none"><li>- Banded Optical Transport</li><li>- Clear Channel Capability</li><li>- Custom Connect</li><li>- Digital Data</li><li>- Digital Transmission Service</li><li>- Express Banded Optical Transport</li><li>- Express Connect</li><li>- Flex Express Connect</li><li>- High Capacity DS1</li><li>- High Capacity DS3</li><li>- High Voltage Protection</li><li>- Dedicated SONET Optical Transport Service</li><li>- Program Audio</li><li>- Dedicated SONET Ring</li><li>- Ethernet Private Line</li><li>- Video Digital Transport Service</li><li>- Voice Grade</li></ul>	

TRANSMITTAL NO. 7

## XX. WIRE CENTER INFORMATION (Continued)

<p>To determine the pricing for the Special Transport rate element when the wire centers involved are located within different price zones/bands, apply the rates for the higher price zone or price band. Rates subject to pricing flexibility are noted as Price Band A, B, or C. Traditional Price CAP rates are in Zones 1, 2 and 3. Rates between corresponding zones/bands (1/A- 2/B- 3/C) are maintained for services not awarded pricing flexibility. The MSA Level indicates whether Special Access (SP) and/or dedicated Switched Access trunking services (DSW) may be subject to pricing flexibility band assignment.</p>	
<p>For the avoidance of doubt, in accordance with Section III.G. of this Tariff, only Telephone Company wire centers in the operating territory of this Tariff will be considered in order to determine the applicable Special Transport rate element. If one wire center is in the operating territory of this Tariff and the other wire center is not, the rates and charges applicable to the Special Transport rate element will be dependent upon the level of pricing flexibility of only the wire center that is in the Telephone Company's operating territory.</p>	
<p>The following examples depict the application of the rate elements associated with a typical Special Access Service subject to Level 1 or Level 2 pricing.</p>	
<p>Example: Level 1 or 2 pricing at POP SWC to Level 2 pricing at EU SWC</p>  <p style="text-align: center;">Level 1 or 2 SWC                      Level 2 SWC</p> <p>IXC POP                      End User Location</p> <p>Price Band IXC Special Access Line rate element in Section 5      Price Band Special Transport rate element in Section 5      Price Band Special Access Line rate element to the End User in Section 5</p>	
<p>Example: Level 1 or 2 pricing at POP SWC to Level 1 pricing at EU SWC</p>  <p style="text-align: center;">Level 1 or 2 SWC                      Level 1 SWC</p> <p>IXC POP                      End User Location</p> <p>Price Band IXC Special Access Line rate element in Section 5      Price Band Special Transport rate element in Section 5      Price CAP Special Access Line rate element to the End User.</p>	

## XX. WIRE CENTER INFORMATION (Continued)

Wire Center Zone Assignments:

<u>STATE</u>	<u>RATE</u>	<u>CLLI</u>	<u>WIRE CENTER NAME</u>	<u>MSA LEVEL</u>	<u>MSA NAME</u>
<u>ID</u>	<u>ZONE/BAND</u>				
	A	BNFYIDXX	BONNERS FERRY	1 DSW	No MSA Idaho
	A	BOVLLIDXX	BOVILL	1 DSW	No MSA Idaho
	A	BYVWIDXX	BAYVIEW	1 DSW	No MSA Idaho
	A	CLFKIDXX	CLARK FORK	1 DSW	No MSA Idaho
	A	CRALIDXX	COEUR D'ALENE	1 DSW	No MSA Idaho
	A	DERYIDXX	DEARY	1 DSW	No MSA Idaho
	A	GENSIDXX	GENESEE	1 DSW	No MSA Idaho
	A	HOPEIDXX	HOPE	1 DSW	No MSA Idaho
	A	HRSNIDXA	HARRISON	1 DSW	No MSA Idaho
	A	HYLKIDXX	HAYDEN LAKE	1 DSW	No MSA Idaho
	A	KLLGIDXX	KELLOGG	1 DSW	No MSA Idaho
	A	MLLNIDXX	MULLAN	1 DSW	No MSA Idaho
	A	MSCWIDXX	MOSCOW	1 DSW	No MSA Idaho
	A	ORFNIDXC	OROFIND	1 DSW	No MSA Idaho
	A	PIRCIDXX	PIERCE	1 DSW	No MSA Idaho
	A	PLMRIDXX	PLUMMER-WORLEY	1 DSW	No MSA Idaho
	A	PNHRIDXA	PINEHURST	1 DSW	No MSA Idaho
	A	PRLKIDXX	PRIEST LAKE	1 DSW	No MSA Idaho
	A	PRRVIDXX	PRIEST RIVER	1 DSW	No MSA Idaho
	A	PSFLIDXX	POST FALLS	1 DSW	No MSA Idaho
	A	PTLTIDXX	POTLATCH	1 DSW	No MSA Idaho
	A	RTHDIDXX	RATHDRUM	1 DSW	No MSA Idaho
	A	SNPNIDXX	SANDPOINT	1 DSW	No MSA Idaho
	A	SPLKIDXX	SPIRIT LAKE	1 DSW	No MSA Idaho
	A	STMRIDXX	ST. MARIES	1 DSW	No MSA Idaho
	A	WLLCIDXX	WALLACE	1 DSW	No MSA Idaho

**XX. WIRE CENTER INFORMATION** (Continued)

Wire Center Zone Assignments (Cont'd):					
<u>STATE</u>	<u>RATE</u> <u>ZONE/BAND</u>	<u>CLLI</u>	<u>WIRE CENTER NAME</u>	<u>MSA LEVEL</u>	<u>MSA NAME</u>
OR	1/A	ALOHORXX	ALOHA	1 DSW	Portland
	1/A	BVTNORXB	BEAVERTON	1 DSW	Portland
	1/A	GRHMORXB	GRESHAM	1 DSW	Portland
	1/A	HLBOORXB	HILLSBORO	1 DSW	Portland
	1/A	SMRWORXA	SOMERSET WEST	1 DSW	Portland
	1/A	TGRDORXA	TIGARD	1 DSW	Portland
	1/A	TGRDORXC	TIGARD	1 DSW	Portland
	1/A	TULTORXA	TUALATIN	1 DSW	Portland
	1/A	WIVLORXA	WILSONVILLE	1 DSW	Portland
	2	BKNGORXX	BROOKINGS		
	2	CSBYORXX	COOS BAY		
	2/B	FRGVORXX	FOREST GROVE	1 DSW	Portland
	2	LAGRORXB	LAGRANDE		
	2/B	MMLVORXX	MCMINNVILLE	1 DSW	Portland
	2	NBNDORXX	NORTH BEND		
	2/B	NWBRORXA	NEWBERG	1 DSW	Portland
	2	SLTNORXA	SILVERTON		
	3	AMTYORXX	AMITY		
	3	AMVLORXX	AUMSVILLE		
	3	BNDNORXX	BANDON		
	3	BNKSORXX	BANKS		
	3	CLTSORXA	SLATSKANIE		
	3	COVEORXX	COVE		
	3	CQLLORXX	COQUILLE		
	3/C	DTRTORXA	DETROIT	1 DSW	Portland
	3	TYTNORXA	DAYTON		
	3	ELGNORXX	ELGIN		
	3	EMPRORXX	EMPIRE		
	3	ENTRORXX	ENTERPRISE		
	3	GDISORXX	GRAND ISLAND		
	3	GLBHORXX	GOLD BEACH		
	3/C	GSTNORXX	GASTON	1 DSW	Portland
	3/C	HDLTORXA	HOODLAND	1 DSW	Portland
	3	IMBLORXX	IMBLER		
	3	IMNHORXX	IMNAHA		
	3	JSPHORXX	JOSEPH		
	3	LKSDORXX	LAKESIDE		
	3	LNGLORXX	LANGLOIS		
	3	LOSTORXX	LOSTINE		
	3	MYCYORXA	MILL CITY		
	3	MRPHORXX	MURPHY		
	3	MYPNORXX	MYRTLE POINT		

**XX. WIRE CENTER INFORMATION** (Continued)

Wire Center Zone Assignments (Cont'd):					
<u>STATE</u>	<u>RATE</u> <u>ZONE/BAND</u>	<u>CLLI</u>	<u>WIRE CENTER NAME</u>	<u>MSA LEVEL</u>	<u>MSA NAME</u>
OR	3/C	ORNTORXA	ORIENT	1 DSW	Portland
	3	PTORORXX	PORT ORFORD		
	3	PWRSORXX	POWERS		
	3	PRVTORXX	PROVOLT		
	3	RDPTORXX	REEDSPORT		
	3/C	SCHLORXX	SCHOLLS	1 DSW	Portland
	3/C	SHWDORXA	SHERWOOD	1 DSW	Portland
	3/C	SNDYORXA	SANDY	1 DSW	Portland
	3/C	STFRORXX	STAFFORD	1 DSW	Portland
	3	TRNRORXA	TURNER		
	3	UNINORXA	UNION		
	3	VRNNORXX	VERNONIA		
	3/C	VYVWORXA	VALLEY VIEW	1 DSW	Portland
	3	WLLWORXX	WALLOWA		
	3	YMHORXA	YAMHILL		
WA	1/A	BOTHWAXB	BOTHELL	1 DSW	Seattle-Everett
	1/A	EVRTWAXC	EVERETT CASINO	1 DSW	Seattle-Everett
	1/A	EVRTWAXF	EVERETT	1 DSW	Seattle-Everett
	1/A	HLLKWAXX	HALLS LAKE	1 DSW	Seattle-Everett
	1/A	JUNTWAXA	JUANITA	1 DSW	Seattle-Everett
	1/A	KRLDWAXX	KIRKLAND	1 DSW	Seattle-Everett
	1/A	MRWYWAXA	MANOR WAY	1 DSW	Seattle-Everett
	1/A	MYVIWAXX	MARYSVILLE	1 DSW	Seattle-Everett
	1	OKHRWAXX	OAK HARBOR		
	1/A	RDMDWAXA	REDMOND	1 DSW	Seattle-Everett
	1/A	SMSHWAXA	SAMMAMISH	1 DSW	Seattle-Everett
	1	WNTCWAXX	WENATCHEE		
	2	ANCRWAXX	ANACORTES		
	2/B	ARTNWAXX	ARLINGTON		
	2	BRWSWAXA	BREWSTER		
	2	CAMSWAXX	CAMAS		
	2/B	DVLLWAXX	DUVALL	1 DSW	Seattle-Everett
	2	ENWCWAXA	EAST WENATCHEE		
	2	KNWCWAXA	KENNEWICK-		
	2	KNWCWAXB	HIGHLANDS		
	2/B	LKSTWAXA	KENNEWICK MAIN	1 DSW	Seattle-Everett
	2/B	MONRWAXX	LAKE STEVENS	1 DSW	Seattle-Everett
	2/B	MONRWAXX	MONROE	1 DSW	Seattle-Everett

**XX. WIRE CENTER INFORMATION** (Continued)

Wire Center Zone Assignments (Cont'd):					
<u>STATE</u>	<u>RATE</u> <u>ZONE/BAND</u>	<u>CLLI</u>	<u>WIRE CENTER NAME</u>	<u>MSA LEVEL</u>	<u>MSA NAME</u>
WA	2	MSCWIDXX	MOSCOW		
	2	MTVRWAXA	MOUNT VERNON		
	2	PLMNWAXX	PULLMAN		
	2/B	RCBHWAXX	RICHMOND BEACH	1 DSW	Seattle-Everett
	2	RCLDWAXA	NORTH RICHLAND		
	2/B	SLLKWAXA	SILVER LAKE	1 DSW	Seattle-Everett
	2/B	SNHSWAXX	SNOHOMISH	1 DSW	Seattle-Everett
	3	BNCYWAXX	BENTON CITY		
	3	BRPTWAXX	BRIDGEPORT		
	3	BURLWAXX	BURLINGTON		
	3	CHLNWAXX	CHELAN		
	3/C	CLVWWAXA	CLEARVIEW	1 DSW	Seattle-Everett
	3	CMISWAXA	CAMANO ISLAND		
	3	CPVLWAXX	COUPEVILLE		
	3	CSHRWAXX	CASHMERE		
	3/C	DRTNWAXX	DARRINGTON	1 DSW	Seattle-Everett
	3	ENTTWAXX	ENTIAT		
			EVERETT PRIMARY		
	3/C	EVRTWAXA	CENTER	1 DSW	Seattle-Everett
	3/C	EVTWAXS	EVERETT	1 DSW	Seattle-Everett
	3/C	EVRTWAXH	EVERETT	1 DSW	Seattle-Everett
	3	FRFDWAXA	FAIRFIELD		
	3	FRTNWAXX	FARMINGTON		
	3	GERGWAXX	GEORGE		
	3/C	GRFDWAXX	GARFIELD		
	3	GRFLWAXX	GRANITE FALLS	1 DSW	Seattle-Everett
			KENNEWICK-		
	3	KNWCWAXC	MEADOW SPRINGS		
	3/C	LATHWAXA	LATAH		
		LKWWAXA	LAKE GOODWIN	1 DSW	Seattle-Everett
	3	LKWNWAXA	LAKE WENATCHEE		
	3	LVWOWAXX	LEAVENWORTH		
	3	MLDNWAXA	MALDEN		
	3	MNFDWAXX	MANSFIELD		
	3	MNSNWAXA	MANSON		
	3	NWPTWAXX	NEWPORT		
	3	OKDLWAXX	OAKESDALE		
	3	PALSWAXX	PALOUSE		
	3	QNCYWAXX	QUINCY		
	3	RCFRWAXB	ROCKFORD		
	3	ROSLWAXA	ROSALIA	1 DSW	
	3/C	SKYKWAXX	SKYKOMISH		Seattle-Everett
	3	SOLKWAXX	SOAP LAKE	1 DSW	

## XX. WIRE CENTER INFORMATION (Continued)

Wire Center Zone Assignments (Cont'd):					
<u>STATE</u>	<u>RATE</u> <u>ZONE/BAND</u>	<u>CLLI</u>	<u>WIRE CENTER NAME</u>	<u>MSA LEVEL</u>	<u>MSA NAME</u>
WA	3/C	STPSWAXA	STEVENS PASS	1 DSW	Seattle-Everett
	3/C	STWDWAXX	STANWOOD	1 DSW	Seattle-Everett
	3/C	SULTWAXX	SULTAN		Seattle-Everett
	3	SWLYWAXX	SEDRO-WOOLLEY		
	3	SWLYWAXA	SEDRO-WOOLLEY		
	3	TEKOWAXX	TEKOA		
	3	THTNWAXA	THORNTON		
	3	WDLDWAXA	WOODLAND		
	3	WRLDWAXA	WEST RICHLAND		
	3	WSHGWAXA	WASHOUGAL		
	3	WSRVWAXA	WASHOUGAL RIVER		
	3	WTVLWAXA	WATERVILLE		
<b>B. <u>Competitive and Non-Competitive Counties</u><sup>110</sup></b>					
1. <i>General</i>					
Counties and county-equivalents within the Telephone Company's operating territories have been designated by the Federal Communications Commission to be either Competitive or Non-Competitive for the purposes of pricing Special Access Services.					

<sup>110</sup> Pursuant to FCC 17-43, released April 28, 2017, ZiPLY Fiber has detariffed 1.) TDM channel terminations for wire centers in competitive counties; and 2.) packet-based services. Terms and Conditions for detariffed services can be found in the Interstate Service Guide and Pricelist.



**XX. WIRE CENTER INFORMATION** (Continued)

<p>Rates and charges are shown in Section <i>IV.</i>, <i>VI.</i>, <i>VII.</i> and <i>XII.</i> preceding and Section <i>XXI.</i> following for Special Access Services.</p> <p>Competitive Pricing:</p> <p>The rate elements associated with the transmission path are those rate elements applicable for the type of service involved. Rates and charges for competitive rate elements are shown in terms of price bands, regardless of the status of the county for a particular wire center. To determine the price band for a rate element, first locate the county and the wire center from which the service is provided in Section <i>XX.B.2.</i> following and find the corresponding price band. For DS3 and below Special Access Services in Non-Competitive Counties, rates and charges for End User Special Access Lines are the Price Cap Rates. For DS3 and below Special Access Services in Competitive Counties, rates and charges for End User Special Access Lines are the Price Band Rates. Any rate elements that is not labeled as either Price Band or Price Cap will apply in both Competitive and Non-Competitive Counties.</p>	
<p>The Special Access Services which are subject to price bands are as follows:</p> <p>Voiceband Digital Data Service (DDS) Program Audio High Capacity Digital MetroLAN Special Transport High Voltage Protection Bonded Digital Link Service Supplemental Features Multiplexing Arrangements Clear Channel Capability Federal Government Banded Optical Transport Banded Optical Transport Custom Connect DS1, DS3, STS1 Riders and DS1/DS3 Transport Dedicated SONET Ring, DS1, DS3, DS3 Transmux, and STS1 ports and DS1, DS3 or STS1 Partial Ring Channel Mapping Dedicated SONET Entrance Facilities</p>	
<p>To determine the price band for the special transport rate element when the wire centers involved are located within different price bands, apply the rates and charges for the higher price band number.</p>	
<p>For the avoidance of doubt, in accordance with Section <i>III.G.</i> of this tariff, only Telephone Company wire centers in the operating territory of this Tariff will be considered in order to determine the price band of the applicable special transport rate elements. If one wire center is in the operating territory of this Tariff and the other wire center is not, the rates and charges applicable to the special transport rate element will determined by the band that applies based on the wire center that is in the Telephone Company's operatory territory.</p>	

**XX. WIRE CENTER INFORMATION** (Continued)

When service is provided under a National Discount Plan as set forth in Section XX/V.A. following, the discount percentage shall be applied to the rate applicable to the price band involved.	
When service is provided as part of a Shared Use Arrangement, price band billing under Section XX.A. preceding may apply to the switched access portion of the facility, while price band billing under this Section XX.B. applies to the special access portion of the facility, or Rate Zone billing under Section XX.A. preceding may apply to the switched access portion of the facility, while price band billing under this Section XX.B. applies to the special access portion of the facility.	
The application of rates and charges for Special Access service subject to Competitive and Non-Competitive Counties pricing relief are described in Section VI.F.1. preceding.	
Section 69.801(d) of the FCC's rules defines a "Grandfathered market" as "[a] county that does not satisfy the competitive market test set forth in § 69.803 for which a price cap local exchange carrier obtained Phase II relief pursuant to § 69.711(c)." Pursuant to Section 69.807(c) of the FCC's rules, CLLIs in Grandfathered Markets as indicated in Section XX.B.2. of this tariff, should apply the Price Cap rate for purposes of determining the applicable Nonrecurring Charge (NRC) associated with the rate element. The Price Band rate will continue to apply to the monthly recurring charge.	

## XX. WIRE CENTER INFORMATION (Continued)

### 2. Counties

#### a. Idaho

<u>County</u>	<u>Status</u>	<u>SWC CLLI</u>	<u>Price Band</u>
Boundary	Non-Competitive	BNFYIDXX	A
Latah	Competitive	BOVLIDXX	A
Kootenai	Competitive	BYVWIDXX	A
Bonner	Competitive	CLFKIDXX	A
Kootenai	Competitive	CRALIDXX	A
Latah	Competitive	DERYIDXX	A
Latah	Competitive	GENSIDXX	A
Bonner	Competitive	HOPEIDXX	A
Kootenai	Competitive	HRSNIDXA	A
Kootenai	Competitive	HYLKIDXX	A
Shoshone	Non-Competitive	KLLGIDXX	A
Shoshone	Non-Competitive	MLLNIDXX	A
Latah	Competitive	MSCWIDXX	A
Clearwater	Competitive	ORFNIDXC	A
Nez Perce	Competitive	PECKIDXX	C
Clearwater	Competitive	PIRCIDXX	A
Benewah	Competitive	PLMRIDXX	A
Shoshone	Non-Competitive	PNHRIDXA	A
Bonner	Competitive	PRLKIDXX	A
Bonner	Competitive	PRRVIDXX	A
Kootenai	Competitive	PSFLIDXX	A
Latah	Competitive	PTLTIDXX	A
Kootenai	Competitive	RTHDIDXX	A
Bonner	Competitive	SNPNIDXX	A
Kootenai	Competitive	SPLKIDXX	A
Benewah	Competitive	STMRIDXX	A
Clearwater	Competitive	WEPPIDXX	C
Shoshone	Non-Competitive	WLLCIDXX	A

**XX. WIRE CENTER INFORMATION** (Continued)

b. Oregon			
<u>County</u>	<u>Status</u>	<u>SWC CLLI</u>	<u>Price Band</u>
Washington	Competitive	ALOHORXX	A
Yamhill	Competitive	AMTYORXX	C
Marion	Competitive	AMVLORXX	C
Curry	Competitive	BKNGORXX	B
Coos	Competitive	BNDNORXX	C
Washington	Competitive	BNKSORXX	C
Washington	Competitive	BVTNORXB	A
Columbia	Competitive	CLTSORXA	C
Union	Competitive	COVEORXX	C
Coos	Competitive	CQLLORXX	C
Coos	Competitive	CSBYORXX	B
Marion	Competitive	DTRTORXA	C
Yamhill	Competitive	DYTNORXA	C
Union	Competitive	ELGNORXX	C
Coos	Competitive	EMPRORXX	C
Wallowa	Non-Competitive	ENTRORXX	C
Washington	Competitive	FRGVORXX	B
Yamhill	Competitive	GDISORXX	C
Curry	Competitive	GLBHORXX	C
Multnomah	Competitive	GRHMORXB	A
Washington	Competitive	GSTNORXX	C
Clackamas	Competitive	HDLTORXA	C
Washington	Competitive	HLBOORXB	A
Union	Competitive	IMBLORXX	C
Wallowa	Non-Competitive	IMNHORXX	C
Wallowa	Non-Competitive	JSPHORXX	C
Union	Competitive	LAGRORXB	B
Coos	Competitive	LKSDORXX	C
Curry	Competitive	LNGLORXX	C
Wallowa	Non-Competitive	LOSTORXX	C
Linn	Competitive	MLCYORXA	C
Yamhill	Competitive	MMVLORXX	B
Josephine	Competitive	MRPHORXX	C
Coos	Competitive	MYPNORXX	C
Coos	Competitive	NBNDORXX	B
Yamhill	Competitive	NWBRORXA	B
Multnomah	Competitive	ORNTORXA	C
Jackson	Competitive	PRVTORXX	C
Curry	Competitive	PTORORXX	C
Coos	Competitive	PWRSORXX	C
Douglas	Competitive	RDPTORXX	C
Washington	Competitive	SCHLORXX	C
Washington	Competitive	SHWDORXA	C
Continued...			

**XX. WIRE CENTER INFORMATION** (Continued)

Continued from previous page			
<u>County</u>	<u>Status</u>	<u>SWC CLLI</u>	<u>Price Band</u>
Marion	Competitive	SLTNORXA	B
Washington	Competitive	SMRWORXA	A
Clackamas	Competitive	SNDYORXA	C
Clackamas	Competitive	SNSDORXX	C
Washington	Competitive	STFRORXX	C
Washington	Competitive	TGRDORXA	A
Washington	Competitive	TGRDORXC	A
Marion	Competitive	TRNRORXA	C
Washington	Competitive	TULTORXA	A
Union	Competitive	UNINORXA	C
Columbia	Competitive	VRNNORXX	C
Clackamas	Competitive	VYVWORXA	C
Clackamas	Competitive	WIVLORXA	A
Wallowa	Non-Competitive	WLLWORXX	C
Yamhill	Competitive	YMHORXA	C

**XX. WIRE CENTER INFORMATION** (Continued)

c. Washington			
<u>County</u>	<u>Status</u>	<u>SWC CLLI</u>	<u>Price Band</u>
Skagit	Competitive	ANCRWAXX	B
Snohomish	Competitive	ARTNWAXX	B
Benton	Competitive	BNCYWAXX	C
Snohomish	Competitive	BOTHWAXB	A
Douglas	Competitive	BRPTWAXX	C
Okanogan	Non-Competitive	BRWSWAXA	B
Skagit	Competitive	BURLWAXA	C
Clark	Competitive	CAMSWAXX	B
Chelan	Competitive	CHLNWAXX	C
Snohomish	Competitive	CLVWWAXA	C
Snohomish	Competitive	CMISWAXA	C
Island	Competitive	CPVLWAXX	C
Chelan	Competitive	CSHRWAXX	C
Snohomish	Competitive	DRTNWAXX	C
King	Competitive	DVLLWAXX	B
Chelan	Competitive	ENTTWAXX	C
Snohomish	Competitive	EVRTWAXA	C
Snohomish	Competitive	EVRTWAXC	A
Snohomish	Competitive	EVRTWAXF	A
Snohomish	Competitive	EVRTWAXH	C
Snohomish	Competitive	EVRTWAXS	C
Douglas	Competitive	EWNCWAXA	B
Spokane	Competitive	FRFDWAXA	C
Whitman	Competitive	FRTNWAXX	C
Grant	Non-Competitive	GERGWAXX	C
Whitman	Competitive	GRFDWAXX	C
Snohomish	Competitive	GRFLWAXX	C
Snohomish	Competitive	HLLKWAXX	A
King	Competitive	JUNTWAXA	A
Benton	Competitive	KNWCWAXA	B
Benton	Competitive	KNWCWAXB	B
Benton	Competitive	KNWCWAXC	C
King	Competitive	KRLDWAXX	A
Spokane	Competitive	LATHWAXA	C
Snohomish	Competitive	LKGWWAXA	C
Snohomish	Competitive	LKSTWAXA	B
Chelan	Competitive	LKWNWAXA	C
Chelan	Competitive	LVWOWAXX	C
Whitman	Competitive	MLDNWAXA	C
Douglas	Competitive	MNFDWAXX	C
Chelan	Competitive	MNSNWAXA	C
Snohomish	Competitive	MONRWAXX	B
Snohomish	Competitive	MRWYWAXA	A
Continued...			

**XX. WIRE CENTER INFORMATION** (Continued)

Continued from previous page

<u>County</u>	<u>Status</u>	<u>SWC CLLI</u>	<u>Price Band</u>
Snohomish	Competitive	MYVIWAXX	A
Pend Oreille	Non-Competitive	NWPTWAXX	C
Whitman	Competitive	OKDLWAXX	C
Island	Competitive	OKHRWAXX	A
Whitman	Competitive	PALSWAXX	C
Whitman	Competitive	PLMNWAXX	B
Grant	Non-Competitive	QNCYWAXX	C
King	Competitive	RCBHWAXX	B
Spokane	Competitive	RCFRWAXB	C
Benton	Competitive	RCLDWAXA	B
Benton	Competitive	RCLDWAXB	B
King	Competitive	RDMDWAXA	A
Whitman	Competitive	ROSLWAXA	C
King	Competitive	SKYKWAXX	C
Snohomish	Competitive	SLLKWAXA	B
King	Competitive	SMSHWAXA	A
Snohomish	Competitive	SNHSWAXX	B
Grant	Non-Competitive	SOLKWAXX	C
Whatcom	Competitive	STPSWAXA	C
Snohomish	Competitive	STWDWAXX	C
Snohomish	Competitive	SULTWAXX	C
Skagit	Competitive	SWLYWAXA	C
Whitman	Competitive	TEKOWAXX	C
Whitman	Competitive	THTNWAXA	C
Cowlitz	Competitive	WDLDWAXA	C
Chelan	Competitive	WNTCWAXX	A
Benton	Competitive	WRLDWAXA	C
Clark	Competitive	WSHGWAXA	C
Clark	Competitive	WSRVWAXA	C
Douglas	Competitive	WTVLWAXA	C

**XXI. (RESERVED FOR FUTURE USE)**

--	--

TRANSMITTAL NO. 7

ISSUED: AUGUST 3, 2021  
ISSUED BY ZIPTY FIBER TELEPHONE COMPANIES  
BY JESSICA EPLEY, REGULATORY & EXTERNAL AFFAIRS DIRECTOR

EFFECTIVE: AUGUST 18, 2021



**XXII. (RESERVED FOR FUTURE USE)**

--	--

TRANSMITTAL NO. 7

ISSUED: AUGUST 3, 2021  
ISSUED BY ZIPTY FIBER TELEPHONE COMPANIES  
BY JESSICA EPLEY, REGULATORY & EXTERNAL AFFAIRS DIRECTOR

EFFECTIVE: AUGUST 18, 2021

## XXIII. OPERATING TERRITORIES OF THE ZIPLY FIBER TELEPHONE COMPANIES

### A. General

The operating territory of The ZiPLY Fiber Telephone Companies is comprised of the operating territories of ZiPLY Fiber Northwest, LLC in Idaho, Oregon and Washington; ZiPLY Fiber of Oregon, LLC; ZiPLY Fiber of Idaho, LLC; Citizens ZiPLY Fiber of Montana, LLC; and Northwest Fiber, LLC.

(T)  
(T)  
(T)

TRANSMITTAL NO. 7

## XXIII. OPERATING TERRITORIES OF THE ZIPLY FIBER TELEPHONE COMPANIES

### B. Operating Territory of ZiPLY Fiber Telephone Companies

The operating territory of ZiPLY Fiber Northwest, LLC., defined by the names of rate centers, is comprised of the following locations for Idaho, Oregon and Washington. (T)

#### 1. *Operating Territory of Idaho – (4321)*

Bayview  
Bonner's Ferry  
Bovill  
Clark Fork  
Coeur D'Alene  
Cora  
Deary  
Evergreen  
Genesee  
Harrison  
Hayden Lake  
Hope  
Kellogg  
Moscow  
Mullan  
Old Town  
Orofino  
Peck  
Pierce  
Plummer-Worley  
Post Falls  
Potlatch  
Priest Lake  
Priest River  
Rathdrum  
Rock Creek  
Saint Maries  
Sandpoint  
Setters  
Spirit Lake  
Tensed (Bluebell)  
Wallace  
Weippe  
Wellesley

TRANSMITTAL NO. 7

## XXIII. OPERATING TERRITORIES OF THE ZIPLY FIBER TELEPHONE COMPANIES

### 2. *Operating Territory of Oregon – (4323)*

Amity  
Aumsville-Turner  
Bandon  
Beaverton  
Brookings  
Clatskanie  
Coos Bay-North Bend  
Coquille  
Cove  
Dayton  
Detroit  
Elgin  
Enterprise  
Forest Grove  
Gold Beach  
Grand Island  
Gresham  
Hillsboro  
Hoodland  
Imbler  
Joseph  
La Grande  
Lakeside  
Langlois  
Lostine  
McMinnville  
Mill City  
Murphy-Provolt  
Myrtle Point  
Newberg  
Port Orford  
Powers  
Reedsport  
Sandy  
Scholls  
Sherwood  
Silverton  
Stafford  
Sunnyside  
Tigard  
Union  
Vernonia  
Wallowa  
Yamhill

**XXIII. OPERATING TERRITORIES OF THE  
ZIPLY FIBER TELEPHONE COMPANIES** (Continued)

3. <i>Operating Territory of Washington – (4324)</i>		
Anacortes	Rosalia	
Arlington	Silver Lake	
Benton City	Skykomish	
Bothell	Snohomish	
Brewster	Soap Lake	
Bridgeport	Stanwood	
Camas-Washougal	Stevens Pass	
Cashmere	Sultan	
Chelan	Tekoa	
Darrington	Waterville	
Entiat	Wenatchee	
Everett	Woodland	
Fairfield		
Farmington		
Garfield		
George		
Granite Falls		
Halls Lake		
Kennewick		
Kirkland		
Latah		
Leavenworth		
Lyman-Hamilton		
Mansfield		
Marysville		
Monroe		
Moscow, Idaho		
Newport		
Oak Harbor		
Oakesdale		
Palouse		
Priest River		
Pullman		
Quincy		
Richland		
Richmond Beach		
Rockford		
C. <u>(Reserved For Future Use)</u>		
D. <u>(Reserved For Future Use)</u>		
E. <u>(Reserved For Future Use)</u>		

## XXIV. DISCOUNT PLANS

Reserved for Future Use.	
--------------------------	--

## XXV. TARIFFED SERVICE COMPONENTS

<p>The Tariffed Service Components offered in this Section XXV. are for the exclusive use of customers for connecting to the interstate services provided by the Telephone Company as described in more detail herein.</p> <p>Integrated Optical Service Riders:<sup>111</sup></p> <p><b>A. <u>General</u></b></p> <p>1. Telephone Company provided integrated optical service, which is provided where technically and operationally feasible as determined by the Telephone Company, provides a customer with a single network platform that is capable of converging SONET, Dense Wave Division Multiplexing, and Ethernet technologies.</p>	
2. An Integrated Optical Service Rider is a service component provided under tariff that allows a lower level signal to be transported only between two points (nodes) on a Telephone Company provided integrated optical service.	
3. Integrated Optical Service Riders are provided in the following protocols:	
a. DS1 Special Access – for transmission of isochronous serial data at a rate of 1.544 Mbps.	
b. DS3 Special Access – for transmission of isochronous serial data at a rate of 44.736 Mbps.	
4. Integrated Optical Service Riders are only available on a protected basis. A protected rider allows for a single signal from the customer to be duplicated and sent over separate diverse routes (working and protect).	
<p><b>B. <u>Deployment and Availability</u></b></p> <p>Integrated Optical Service Riders may only be added to an in-service Telephone Company provided integrated optical service. Integrated Optical Service Riders are provided based on negotiated intervals.</p>	
<p><b>C. <u>Connection to Other Services</u></b></p> <p>1. A High Capacity Special Access DS1/DS3 service may be connected to an in-service Telephone Company provided integrated optical service to be originated or terminated to an integrated optical service customer designated premises node via an Integrated Optical Service DS1/DS3 Rider.</p>	
2. The High Capacity Special Access Service must be ordered with the same length Commitment Period as the Integrated Optical Service Rider.	

---

<sup>111</sup> All jurisdictions.

## XXV. TARIFFED SERVICE COMPONENTS (Continued)

<p>3. For purposes of administering the regulations and rates contained in this tariff, the portion of the High Capacity Special Access Service which is delivered over the Telephone Company provided integrated optical service is considered to be a High Capacity Special Access service, except as follows: Rates and charges for the High Capacity Special Access service are not applicable to the portion of the service which is delivered over the Telephone Company provided integrated optical service. Rates for the Integrated Optical Service Rider are applicable to the portion of the service which is delivered over the Telephone Company provided integrated optical service.</p>	
<p><b>D. <u>Responsibility of the Customer</u></b></p> <p>All Integrated Optical Service Rider signals generated by CPE and delivered to the Telephone Company for multiplexing on to an integrated optical service must meet industry standards and specifications for the underlying protocol. The customer is responsible to perform any error detection and error correction of the data generated by its equipment. The Telephone Company assumes no responsibility for the quality of the signal generated by the customer or any CPE and will deliver the signal to the receiving location in the same format and condition as generated by the customer.</p>	
<p><b>E. <u>Conversions</u></b></p> <p>1. Customers who wish to convert both points of termination of an existing High Capacity Special Access Service to an Integrated Optical Service Rider may do so without termination liability as long as the capacity of the Integrated Optical Service Rider purchased by the customer is equal to or greater than the capacity of the converted High Capacity Special Access Service.</p>	
<p>2. Customer who wish to convert one point of termination of an existing High Capacity Special Access Service to an Integrated Optical Service Rider, as specified in Section XXV.C. preceding, may do so without termination liability.</p>	
<p><b>F. <u>Application of Rates</u></b></p> <p>1. For each Integrated Optical Service Rider, monthly recurring rates apply at the ingress and egress locations (Appearances) on the integrated optical service. Two Appearances (one for ingress and one for egress) apply for an Integrated Optical Service Rider provided in a point-to-point (node-to-node) configuration.</p> <p>2. When a High Capacity Special Access Service is ordered to connect to a Telephone Company provided integrated optical service as specified in Section XXV.C. preceding, the Integrated Optical Service Rider rates will be billed to the customer of record for the associated High Capacity Special Access service.</p>	
<p><b>G. <u>Term Plans</u></b></p> <p>Integrated Optical Service Riders are available for term plan lengths of 1-year, 2-years, 3-years, 5-years, or 7-years (Commitment Periods).</p>	



## XXV. TARIFFED SERVICE COMPONENTS (Continued)

<p><b>H. <u>Expiration of Commitment Period</u></b></p> <p>Upon expiration of any Commitment Period, the Telephone Company will continue to provide Integrated Optical Service Riders on a month-to-month basis, under the prevailing rates of the current term plan, until the customer cancels service or requests a new term plan.</p>	
<p><b>I. <u>Termination Liability</u></b></p> <p>1. Integrated Optical Service Riders are subject to termination liability if service is disconnected prior to the end of the Commitment Period. Termination liability is calculated as follows:</p> <p>a. If the disconnection occurs during the first year of the Commitment Period, the Minimum Period obligation specified in XXV.J. following applies for the unexpired portion of the first (1<sup>st</sup>) year. Termination liability is calculated at one hundred percent (100%) of the monthly recurring rates for the second (2<sup>nd</sup>) year and twenty-five percent (25%) of the monthly recurring rates for the twenty-fifth (25<sup>th</sup>) month through the remainder of the Commitment Period, as applicable.</p>	
<p>b. If the disconnection occurs during the second (2<sup>nd</sup>) year of the Commitment Period, termination liability is calculated at one hundred percent (100%) of the monthly recurring rates for the unexpired portion of the second (2<sup>nd</sup>) year and twenty-five percent (25%) of the monthly recurring rates for the twenty-fifth (25<sup>th</sup>) month through the remainder of the Commitment Period, as applicable.</p>	
<p>c. If the disconnection occurs after the first two (2) years of the Commitment Period, termination liability is calculated at twenty-five percent (25%) of the monthly recurring rates from the date of disconnection through the remainder of the Commitment Period.</p>	
<p>2. Termination liability will not apply in the following situations:</p> <p>a. An Integrated Optical Service Rider is upgraded to a higher capacity Integrated Optical Service Rider (i.e., DS1 to DS3), and the following conditions are met:</p> <p>(1) The new Integrated Optical Service Rider has an equal or longer Commitment Period than the existing Integrated Optical Service Rider; and</p>	
<p>(2) All of the locations of the existing Integrated Optical Service Rider and new Integrated Optical Service Rider are the same.</p>	
<p>The Customer remains responsible for satisfying any outstanding Minimum Period obligations.</p>	
<p>b. The customer cancels its term plan in order to establish a new term plan with a Commitment Period that is equal to, or longer than, the term plan being cancelled.</p>	

## XXV. TARIFFED SERVICE COMPONENTS (Continued)

<b>J. <u>Minimum Period</u></b>		
1. If an Integrated Optical Service Rider is disconnected during the Minimum Period, the customer shall pay to the Telephone Company one hundred percent (100%) of the monthly recurring rates from the date of disconnection through the end of the Minimum Period.		
2. Integrated Optical Service Riders are subject to a one (1) year Minimum Period.		
<b>K. <u>Rates and Charges</u><sup>112</sup></b>		
Integrated Optical Service Riders:		
Protected		
- Per Appearance		
	<u>Nonrecurring Charge</u>	<u>Monthly Recurring Rates</u>
DS1		
1-Year Term	\$0.00	\$75.00
Price Band A	0.00	75.00
Price Band B	0.00	75.00
N-MSA	0.00	75.00
2-Year Term	\$0.00	\$75.00
Price Band A	0.00	75.00
Price Band B	0.00	75.00
N-MSA	0.00	75.00
3-Year Term	\$0.00	\$75.00
Price Band A	0.00	75.00
Price Band B	0.00	75.00
N-MSA	0.00	75.00
5-Year Term	\$0.00	\$75.00
Price Band A	0.00	75.00
Price Band B	0.00	75.00
N-MSA	0.00	75.00
7-Year Term	\$0.00	\$75.00
Price Band A	0.00	75.00
Price Band B	0.00	75.00
N-MSA	0.00	75.00

<sup>112</sup> N-MSA Integrated Optical Service Riders Rates and Charges apply to all jurisdictions. Price Band Integrated Optical Service Riders Rates and Charges apply to the following jurisdictions: Idaho, Oregon, and Washington.

**XXV. TARIFFED SERVICE COMPONENTS** (Continued)

Protected (Cont'd) - Per Appearance		
	Nonrecurring <u>Charge</u>	Monthly Recurring <u>Rates</u>
DS3		
1-Year Term	\$0.00	\$150.00
Price Band A	0.00	150.00
Price Band B	0.00	150.00
N-MSA	0.00	150.00
2-Year Term		
Price Band A	\$0.00	150.00
Price Band B	0.00	150.00
N-MSA	0.00	150.00
3-Year Term		
Price Band A	\$0.00	150.00
Price Band B	0.00	150.00
N-MSA	0.00	150.00
5-Year Term		
Price Band A	\$0.00	150.00
Price Band B	0.00	150.00
N-MSA	0.00	150.00
7-Year Term		
Price Band A	\$0.00	150.00
Price Band B	0.00	150.00
N-MSA	0.00	150.00