

**Northwest Fiber, LLC**

**(T)(Z)**

**d/b/a Ziply Fiber Telephone Companies**

**(T)(Z)**

Regulations, Rates and Charges applying to the  
provision of Access Service for Connection to interstate  
communications facilities for Interstate Customers  
within the operating territories of the Issuing  
Carriers listed on Title Pages 2 through 4

Access Services are provided by means of  
wire, fiber optics, radio or any  
other suitable technology or a combination thereof.

**ISSUING CARRIERS**

Ziply Fiber of Oregon, LLC  
d/b/a Ziply Fiber  
in the State of Oregon  
Regulatory & External Affairs Director  
135 Lake Street S., Suite 155  
Kirkland, WA 98033

Ziply Fiber of Montana, LLC  
d/b/a Ziply Fiber  
in the State of Montana  
Regulatory & External Affairs Director  
135 Lake Street S., Suite 155  
Kirkland, WA 98033

Ziply Fiber of Idaho, LLC  
d/b/a Ziply Fiber  
in the State of Idaho  
Regulatory & External Affairs Director  
135 Lake Street S., Suite 155  
Kirkland, WA 98033

Rate Groups for Northwest Fiber, LLC d/b/a Ziply Fiber Telephone Companies Tariff FCC No. 1

**Rate Group 1**

<b>Name</b>	<b>States</b>
Ziply Fiber of Idaho, LLC d/b/a Ziply Fiber in the State of Idaho	ID
Ziply Fiber of Montana, LLC d/b/a Ziply Fiber in the State of Montana	MT

**Rate Group 2**

<b>Name</b>	<b>States</b>
Ziply Fiber of Oregon, LLC d/b/a Ziply Fiber in the State of Oregon	OR

---

**TRANSMITTAL NO. 7**

**CHECK SHEET**

Section I. through Section XXI. inclusive of this tariff are effective as of the date shown. Original and revised pages, as named below are in effect on the date indicated.

Page	Number of Revision Except As Indicated	Page	Number of Revision Except As Indicated	Page	Number of Revision Except As Indicated
<b>Section I</b>	Original	<b>Section III</b>	Original	39	Original
1	1st	1	Original	40	Original
2	2 <sup>nd</sup>	2	Original	41	Original
3	<b>11th*</b>	3	Original	42	Original
4	7 <sup>th</sup>	4	Original	43	Original
5	Original	5	Original	44	Original
6	<b>11th*</b>	6	Original	45	Original
7	Original	7	Original	46	Original
8	Original	8	Original	47	Original
9	Original	9	Original	48	Original
10	Original	10	Original	49	Original
11	Original	11	Original	50	Original
12	Original	12	Original	51	Original
13	Original	13	Original	52	Original
14	Original	14	Original	53	Original
15	Original	15	Original	54	Original
16	Original	16	Original	55	Original
17	Original	17	Original	56	Original
18	Original	18	Original	57	Original
19	Original	19	Original	58	Original
20	Original	20	Original	59	Original
21	Original	21	Original	60	Original
22	Original	22	Original	61	Original
23	Original	23	Original	62	Original
24	Original	24	Original	63	Original
25	Original	25	Original	64	Original
26	Original	26	Original		
27	Original	27	Original	<b>Section IV</b>	Original
28	Original	28	Original	1	Original
29	Original	29	Original	2	Original
30	Original	30	Original	3	Original
31	Original	31	Original	4	Original
32	Original	32	Original	5	Original
33	Original	33	Original	6	Original
		34	Original	7	Original
<b>Section II</b>	Original	35	Original	8	Original
1	Original	36	Original	9	Original
		37	Original	10	Original
		38	Original		

TRANSMITTAL NO. 13

ISSUED: SEPTEMBER 16, 2022  
ISSUED BY ZIPLY FIBER TELEPHONE COMPANIES  
BY JESSICA EPLEY, VP - REGULATORY & EXTERNAL AFFAIRS

EFFECTIVE: OCTOBER 1, 2022

**CHECK SHEET (Continued)**

Page	Number of Revision Except As Indicated	Page	Number of Revision Except As Indicated	Page	Number of Revision Except As Indicated
<b>Section V</b>		11	Original	53	Original
1	Original	12	Original	54	Original
2	Original	13	Original	55	Original
3	Original	14	Original	56	Original
4	Original	15	Original	57	Original
5	Original	16	Original	58	Original
6	Original	17	Original	59	Original
		18	Original	60	Original
<b>Section VI</b>	Original	19	Original	61	Original
1	Original	20	Original	62	Original
2	Original	21	Original	63	Original
3	Original	22	Original	64	Original
4	Original	23	Original	65	Original
5	Original	24	Original	66	Original
6	Original	25	Original	67	Original
7	Original	26	Original	68	Original
8	Original	27	Original	69	Original
9	Original	28	Original	70	Original
10	Original	29	Original	71	Original
11	Original	30	Original	72	Original
12	Original	31	Original	73	Original
13	Original	32	Original	74	Original
14	Original	33	Original	75	Original
15	Original	34	Original	76	Original
16	Original	35	Original	77	Original
17	Original	36	Original	78	Original
18	Original	37	Original	79	Original
19	Original	38	Original		
20	Original	39	Original	<b>Section VIII</b>	Original
21	Original	40	Original	1	Original
		41	Original	2	Original
<b>Section VII</b>	Original	42	Original	3	Original
1	Original	43	Original	4	Original
2	Original	44	Original	5	Original
3	Original	45	Original	6	Original
4	Original	46	Original	7	Original
5	Original	47	Original	8	Original
6	Original	48	Original	9	Original
7	Original	49	Original	10	Original
8	1 <sup>st</sup>	50	Original	11	Original
9	Original	51	Original	12	Original
10	Original	52	Original	13	Original

TRANSMITTAL NO. 6

**CHECK SHEET (Continued)**

Page	Number of Revision Except As Indicated	Page	Number of Revision Except As Indicated	Page	Number of Revision Except As Indicated
Section VIII (cont)		9	Original		
14	Original			17	Original
15	Original	<b>Section X</b>	Original	18	Original
16	Original	1	Original	19	Original
17	Original	2	Original	20	Original
18	Original	3	Original	21	Original
19	Original	4	Original	23	Original
20	Original	5	Original	24	Original
21	Original	6	Original	25	Original
23	Original	7	Original	26	Original
24	Original	8	Original	27	Original
25	Original	9	Original	28	Original
26	Original	10	Original	29	Original
27	Original	11	Original	30	Original
28	Original	12	Original	31	Original
29	Original	13	Original	32	Original
30	Original	14	Original	33	Original
31	Original	15	Original	34	Original
32	Original	16	Original	35	Original
33	Original	17	Original	36	Original
34	Original	18	Original	37	Original
35	Original	19	Original	38	Original
36	Original	20	Original	39	Original
37	Original	21	Original	40	Original
38	Original			41	Original
39	Original	<b>Section XII</b>	Original		
40	Original	1	Original	<b>Section XIII</b>	Original
41	Original	2	Original	1	Original
42	Original	3	Original	2	Original
43	Original	4	Original		
44	Original	5	Original	<b>Section XIV</b>	Original
45	Original	6	Original	1	Original
		7	Original	2	Original
<b>Section IX</b>	Original	8	Original	3	Original
1	Original	9	Original	4	Original
2	Original	10	Original		
3	Original	11	Original	<b>Section XV</b>	Original
4	Original	12	Original	1	Original
5	Original	13	Original		
6	Original	14	Original	<b>Section XVI</b>	Original
7	Original	15	Original	1	Original
8	Original	16	Original		

**CHECK SHEET (Continued)**

<u>Page</u>	<u>Number of Revision Except As Indicated</u>	<u>Page</u>	<u>Number of Revision Except As Indicated</u>	<u>Page</u>	<u>Number of Revision Except As Indicated</u>
<b>Section XVII</b>	Original	<b>Section XXI</b>	Original	42	Original
1	Original	1	1st	43	Original
2	Original	2	<b>10th*</b>	44	Original
3	Original	3	Original	45	Original
4	Original	4	6th	46	Original
5	Original	5	Original	47	Original
6	Original	6	2 <sup>nd</sup>	48	Original
7	Original	7	Original	49	Original
8	Original	8	Original	50	Original
9	Original	9	1st	51	Original
10	Original	10	2nd	52	Original
11	Original	11	Original		
12	Original	12	Original		
13	Original	13	Original		
14	Original	14	Original		
15	Original	15	Original		
16	Original	16	2nd		
17	Original	17	Original		
18	Original	18	Original		
19	Original	19	Original		
20	Original	20	Original		
21	Original	21	Original		
22	Original	22	Original		
		23	Original		
<b>Section XVIII</b>	Original	24	Original		
1	Original	25	Original		
2	Original	26	Original		
3	Original	27	Original		
4	Original	28	2nd		
		29	<b>8th*</b>		
<b>Section XIX</b>	Original	30	Original		
1	Original	31	6th		
2	Original	32	Original		
3	Original	33	Original		
4	Original	34	2nd		
5	Original	35	Original		
6	Original	36	1st		
		37	1st		
<b>Section XX</b>	Original	38	Original		
1	Original	39	2nd		
		40	Original		
		41	Original		

SECTION INDEX

<u>SECTION</u>	<u>DESCRIPTION</u>	<u>SHEET NO.</u>
<b>I.</b>	<b>INTRODUCTORY SHEETS AND DEFINITIONS</b>	
	Title Page	1
	Issuing Carriers	2
	Check Sheet	3
	Section Index	7
	Reference to Other Tariffs	19
	Reference to Technical Publications	19
	Concurring Carriers	24
	Connecting Carriers	24
	Other Participating Carriers	24
	Explanation of Symbols	25
	Explanation of Abbreviations	26
<b>II.</b>	<b>APPLICATION OF TARIFF</b>	
<b>III.</b>	<b>GENERAL REGULATIONS</b>	
	<b>A. <u>Undertaking of the Telephone Company</u></b>	<b>1</b>
	1. <i>Scope</i>	1
	2. <i>Limitations</i>	1
	3. <i>Liability</i>	1
	4. <i>Provision of Services</i>	2
	5. <i>Installation and Termination of Services</i>	3
	6. <i>Maintenance of Services</i>	3
	7. <i>Changes and Substitutions</i>	3
	8. <i>Refusal and Discontinuance of Service</i>	4
	9. <i>Limitation of Use of Metallic Facilities</i>	4
	10. <i>Notification of Service-Affecting Activities</i>	5
	11. <i>Provision and Ownership of Telephone Numbers</i>	5
	12. <i>Coordination with Respect to Network Contingencies</i>	5
	13. <i>Preemption of Services</i>	5
	<b>B. <u>Use</u></b>	<b>6</b>
	1. <i>Interference of Impairment</i>	6
	2. <i>Unlawful Use of Services</i>	6
	<b>C. <u>Obligations of the Customer</u></b>	<b>6</b>
	1. <i>Damages</i>	6
	2. <i>Ownership of Facilities</i>	7
	3. <i>Equipment Space and Power</i>	7
	4. <i>Availability for Testing</i>	7
	5. <i>Balance</i>	7
	6. <i>Design of Customer Services</i>	7
	7. <i>Reference to the Telephone Company</i>	8

---

**SECTION INDEX** (Continued)

8. <i>Claims and Demands for Damages</i>	8
9. <i>Jurisdictional Report Requirements</i>	8
10. <i>Determination of Interstate Charges for Mixed Interstate and Intrastate Switched Access Service</i>	11
11. <i>Provision for Customer Audits</i>	12
12. <i>Theft</i>	12
13. <i>Sectionalization and Trouble Reporting</i>	12
14. <i>Identification and Rating of VoIP-PSTN Traffic</i>	13
D. <u>Payment Arrangements and Credit Allowance</u>	15
1. <i>Payment of Rates, Charges and Deposits</i>	15
2. <i>Minimum Periods</i>	17
3. <i>Credit Allowance for Service Interruptions</i>	18
4. <i>Reestablishment of Service Following Fire, Flood or Other Occurrences</i>	21
5. <i>Access Services Provided by More Than One Telephone Company</i>	21
6. <i>Cancellation of an Order for Service</i>	34
7. <i>Title or Ownership Rights</i>	34
8. <i>Performance Commitment Program</i>	35
E. <u>Connections</u>	36
1. <i>General</i>	36
2. <i>Standard Access Service Connections</i>	36
3. <i>Expanded Interconnection Service (EIS) – Fiber Optic</i>	36
4. <i>Expanded Interconnection Service (EIS) - Microwave</i>	36
F. <u>Definitions</u>	36

**IV. CARRIER COMMON LINE ACCESS SERVICE**

A. <u>General Description</u>	1
B. <u>Access Groups</u>	1
C. <u>Limitations</u>	1
D. <u>Determination of Usage Subject to Carrier Common Line Charges</u>	2
1. <i>Determination of Jurisdiction</i>	2
2. <i>Case Involving Usage Recording By the Customer</i>	2
3. <i>Local Exchange Access and Enhanced Services Exemption</i>	2
4. <i>Common Channel Signaling System 7 (CSS7) Access Service</i>	2
5. <i>Primary Interexchange Carrier Charge (PICC)</i>	3
E. <u>Resold Services</u>	3
1. <i>Scope</i>	3
2. <i>Customer Obligations Concerning the Resale of MTS/MTS-type Services</i>	3
3. <i>Resale Documentation Provided By the Customer</i>	4
4. <i>Rate Regulations Concerning the Resale of MTS/MTS-type Services</i>	4



---

**SECTION INDEX** (Continued)

F. <u>Rate Regulations</u>	7
1. <i>Billing and Charges</i>	7
2. <i>Measuring and Recording of Call Detail</i>	7
3. <i>Unmeasured Feather Group A and B Usage</i>	7
4. <i>Percent Interstate Use (PIU)</i>	7
5. <i>Determination of Premium and Nonpremium Charges</i>	8
6. <i>Universal Service Fund Recovery Charge</i>	9

**V. END USER ACCESS SERVICE**

A. <u>General Description</u>	1
B. <u>Limitations</u>	1
C. <u>Liability</u>	1
D. <u>Provision and Ownership of Telephone Numbers</u>	1
E. <u>Undertaking of the Telephone Company</u>	1
F. <u>Obligations of Radio Common Carriers</u>	2
G. <u>Payment Arrangements and Credit Allowance</u>	2
H. <u>Rate Regulations</u>	2
1. <i>Who is Billed</i>	2
2. <i>Access Recovery Charge (Arc)</i>	3
3. <i>Integrated Services Digital Network Line Port</i>	3
4. <i>Business Services</i>	3
5. <i>Radio Common Carriers</i>	4
6. <i>Remote Call Forwarding</i>	4
7. <i>Residence Services</i>	5
8. <i>Telephone Lifeline Assistance</i>	5
9. <i>Integrated Services Digital Network (ISDN)</i>	5

**VI. ACCESS ORDERING**

A. <u>General Description</u>	1
1. <i>Ordering Conditions</i>	1
2. <i>Service Installation</i>	2
3. <i>Selection of Facilities for Access Orders</i>	3
4. <i>Minimum Period</i>	3
5. <i>Switched Access Ordering Requirements</i>	4
B. <u>Ordering Requirements</u>	6
1. <i>Switched Access Service</i>	6
2. <i>Equal Access Conversions</i>	11
3. <i>Special Access Service</i>	12
4. <i>WATS or WATS-Type Services</i>	13
5. <i>Mixed Use Facilities-Switched and Special Access</i>	13
6. <i>Miscellaneous Services</i>	14
7. <i>Discontinuance of Switched Access FGD</i>	14

---

SECTION INDEX (Continued)

C. <u>Access Orders For Services Provided By More Than One Telephone Company</u>	15
1. <i>Single Company Billing Ordering</i>	15
2. <i>Access Service Request Modifications</i>	17
3. <i>Cancellation of an Access Service Request</i>	19
4. <i>Minimum Period Charges</i>	20
5. <i>Switched Access Minimum Capacity Requirements</i>	20

**VII. SWITCHED ACCESS SERVICE**

A. <u>General</u>	1
B. <u>Rate Categories</u>	2
1. <i>Local Transport Description</i>	4
2. <i>End Office</i>	10
3. <i>Non-Chargeable Optional Features</i>	12
4. <i>CCS7 Access Service</i>	12
C. <u>Provision and Description of Switched Access Service</u>	
<u>Feature Groups</u>	12
1. <i>Feature Group A (FGA)</i>	12
2. <i>Feature Group B (FGB)</i>	15
3. <i>Feature Group C (FGC)</i>	17
4. <i>Feature Group D (FGD)</i>	20
5. <i>800/888 Access Service</i>	24
6. <i>900 Access Service</i>	26
7. <i>Operator Services</i>	29
8. <i>Manner of Provision</i>	31
9. <i>Common Switching Transport Termination Optional Features</i>	32
10. <i>Line Information Data Base (LIDB) Query Service</i>	49
11. <i>Common Channel Signaling System 7 Access Service</i>	52
12. <i>Signaling for Tandem Switching</i>	53
13. <i>500 Customer Identification Function</i>	54
14. <i>Carrier Identification Parameter (CIP)</i>	54
D. <u>Transmission Specifications</u>	54
E. <u>Obligation of the Telephone Company</u>	55
1. <i>Network Management</i>	55
2. <i>Design and Traffic Routing of Switched Access Service</i>	55
3. <i>Provision of Service Performance Data</i>	56
4. <i>Trunk Group Measurement Reports</i>	56
5. <i>Determination of Number of Transmission Paths</i>	56
6. <i>Design Blocking Measurement</i>	56
7. <i>Design Layout Report</i>	57
8. <i>Access Tandem Arrangements</i>	58
9. <i>Equal Access Conversions</i>	58
10. <i>Testing</i>	59

---

SECTION INDEX (Continued)

F. <u>Obligations of the Customer</u>	61
1. <i>Supervisory Signaling</i>	61
2. <i>Trunk Group Measurement Reports</i>	61
3. <i>ASR Requirements</i>	61
4. <i>Jurisdictional Determination</i>	62
G. <u>Rate Regulations</u>	64
1. <i>Application of Rates and Charges</i>	64
2. <i>Minimum Periods</i>	73
3. <i>Minimum Monthly Charge</i>	73
4. <i>Measuring Access Minutes</i>	73
5. <i>Signaling for Tandem Switching</i>	79
H. <u>Flexible Automatic Number Identification (FLEX ANI)</u>	79

**VIII. SPECIAL ACCESS SERVICE**

A. <u>General</u>	1
1. <i>Circuit Types</i>	1
2. <i>Service Descriptions</i>	3
3. <i>Service Configurations</i>	4
4. <i>Alternate Use</i>	7
5. <i>Special Facilities Routing</i>	8
6. <i>Acceptance Testing</i>	8
7. <i>Ordering Options and Conditions</i>	8
8. <i>Design Layout Report</i>	9
B. <u>Rate Regulations</u>	10
1. <i>Rate Categories</i>	10
2. <i>Types of Rates and Charges</i>	15
3. <i>Minimum Periods</i>	19
4. <i>Mileage Measurement</i>	20
5. <i>Facility Hubs</i>	20
6. <i>Mixed Use Analog and Digital High Capacity Services</i>	22
7. <i>Early Termination Liabilities</i>	23
C. <u>Surcharge for Special Access Service</u>	23
1. <i>General</i>	23
2. <i>Application</i>	23
3. <i>Exemption of Special Access Service</i>	24
4. <i>Rate Regulations</i>	25
D. <u>Voice Grade Service</u>	25
1. <i>Basic Channel Description</i>	25
2. <i>Technical Specifications Packages and Network Channel Interfaces</i>	26
3. <i>Optional Features and Functions</i>	26

---

**SECTION INDEX** (Continued)

E. <u>Program Audio Service</u>	33
1. <i>Basic Channel Description</i>	33
2. <i>Technical Specifications Packages and Network33</i>	
<i>Channel Interfaces</i>	33
3. <i>Optional Features and Functions</i>	33
F. <u>Video Service</u>	34
1. <i>Basic Channel Description</i>	34
2. <i>Technical Specifications Packages and Network</i>	
<i>Channel Interfaces</i>	35
G. <u>Digital Data Service</u>	36
1. <i>Basic Channel Description</i>	36
2. <i>Technical Specifications Packages and Network</i>	
<i>Channel Interfaces</i>	36
3. <i>Optional Features and Functions</i>	37
H. <u>High Capacity Service</u>	38
1. <i>Basic Channel Description</i>	38
2. <i>Technical Specifications Packages and Network</i>	
<i>Channel Interfaces</i>	39
3. <i>Channel Interfaces</i>	39
4. <i>Optional Features and Functions</i>	39
I. <u>Metallic Services</u>	41
1. <i>Basic Channel Description</i>	41
2. <i>Technical Specifications Packages and Network</i>	
<i>Channel Interfaces</i>	42
3. <i>Channel Interfaces</i>	42
4. <i>Optional Features and Functions</i>	42
J. <u>Individual Case Filings</u>	42
K. <u>Internet Digital Access Service</u>	43
1. <i>General</i>	43
2. <i>Terms and Conditions</i>	43
3. <i>Rate Regulations</i>	44

**IX. SPECIAL FEDERAL GOVERNMENT ACCESS SERVICES**

A. <u>General</u>	1
B. <u>Emergency Conditions</u>	1
C. <u>Intervals to Provide Service</u>	1
D. <u>Safeguarding of Service</u>	2
E. <u>Federal Government Regulations</u>	2
F. <u>Mileage Application</u>	2
G. <u>Move Charges</u>	2
H. <u>Service Offerings to the Federal Government</u>	3

---

SECTION INDEX (Continued)

<b>X.</b>	<b>ADDITIONAL ENGINEERING, ADDITIONAL LABOR AND MISCELLANEOUS SERVICES</b>	
A.	<u>Additional Engineering</u>	1
B.	<u>Additional Labor</u>	1
1.	<i>Overtime Installation</i>	1
2.	<i>Overtime Repair</i>	2
3.	<i>Stand By</i>	2
4.	<i>Testing and Maintenance with Other Telephone Companies</i>	2
5.	<i>Testing Services</i>	2
6.	<i>Other Labor</i>	2
7.	<i>NID Replacement</i>	2
8.	<i>Changes for Additional Labor</i>	3
C.	<u>Miscellaneous Services</u>	3
1.	<i>Maintenance of Service</i>	3
2.	<i>Programming Services</i>	4
3.	<i>Presubscription</i>	4
4.	<i>International Blocking Service</i>	12
5.	<i>Billing Name and Address Service</i>	12
D.	<u>Additional Testing</u>	13
1.	<i>Switched Access Testing</i>	14
2.	<i>Special Access Testing</i>	16
E.	<u>Miscellaneous Equipment</u>	17
F.	<u>Local Number Portability</u>	17
1.	<i>General Description</i>	17
2.	<i>Network Management</i>	18
3.	<i>Service Provisioning</i>	18
4.	<i>Rate Regulations</i>	19
<b>XI.</b>	<b>COMETITIVE AND NON-COMETITIVE COUNTAIS FOR SPECIAL ACCESS</b>	
A.	<u>General</u>	1
B.	<u>Competitive and Non-Competitive County Lists</u>	1
1.	<i>Rate Group 1</i>	1
2.	<i>Rate Group 2</i>	2

---

SECTION INDEX (Continued)

**XII. INTERFACE GROUPS, TRANSMISSION SPECIFICATIONS AND CHANNEL CODE**

A. <u>Local Transport Interface Groups</u>	1
1. <i>Interface Group 1</i>	1
2. <i>Interface Group 2</i>	2
3. <i>Interface Group 3</i>	2
4. <i>Interface Group 4</i>	2
5. <i>Interface Group 5</i>	3
6. <i>Interface Group 6</i>	3
7. <i>Interface Group 7</i>	3
8. <i>Interface Group 8</i>	4
9. <i>Interface Group 9</i>	4
10. <i>Interface Group 10</i>	4
11. <i>Available Premises Interface Codes</i>	6
12. <i>Supervisory Signaling</i>	8
B. <u>Transmission Specifications Switched Access Service</u>	8
1. <i>Standard Transmission Specification</i>	8
2. <i>Data Transmission Parameters</i>	14
C. <u>Special Access Channel Interface and Network Channel Codes</u>	16
1. <i>Glossary of Channel Interface Codes and Options</i>	17
2. <i>Impedance</i>	21
3. <i>Digital Hierarchy Channel Interface Codes</i>	21
4. <i>Service Designator/Network Channel Code Conversion Table</i>	22
5. <i>Compatible Channel Interfaces</i>	23
D. <u>Wats Access Line Standard Transmission Specifications</u>	38
1. <i>Standard Two-Wire Voice Transmission Specifications</i>	38
2. <i>Standard Four-Wire Voice Transmission Specifications</i>	38
E. <u>Wats Access Line Data Transmission Parameters</u>	39
1. <i>Signal to C-Notched Noise Ratio</i>	39
2. <i>Envelope Delay Distortion</i>	39
3. <i>Impulse Noise Counts</i>	40
4. <i>Phase Jitter</i>	40
5. <i>Frequency Shift</i>	40
F. <u>Wats Access Line Transmission Specifications</u>	40

**XIII. SPECIAL FACILITIES ROUTING OF ACCESS SERVICE**

A. <u>Description of Special Facilities Routing of Access Services</u>	1
1. <i>Diversity</i>	1
2. <i>Avoidance</i>	1
3. <i>Cable-Only Facilities</i>	1

---

SECTION INDEX (Continued)

B.	<u>Rates and Charges for Special Facilities Routing of Access Services</u>	2
1.	<i>Diversity</i>	2
2.	<i>Avoidance</i>	2
3.	<i>Diversity and Avoidance Combined</i>	2
4.	<i>Cable-Only Facilities</i>	2
<b>XIV.</b>	<b>COIN SERVICES</b>	
A.	<u>General</u>	1
B.	<u>Service Description</u>	1
C.	<u>Service Provisioning</u>	1
D.	<u>Collection and Remittance of Coin Station Monies</u>	2
E.	<u>Provision of Message Call Detail Concerning Coin Station Monies</u>	2
F.	<u>Payment of Coin Sent-Paid Monies</u>	2
1.	<i>Bill Period Coin Revenue</i>	2
2.	<i>Total Customer Coin Revenue</i>	3
3.	<i>Recourse Adjustments</i>	3
4.	<i>Payment of Net Customer Coin Revenue</i>	3
5.	<i>Audit Provisions</i>	3
G.	<u>Coin Supervision/Transmission</u>	4
<b>XV.</b>	<b>CENTRALIZED EQUAL ACCESS SERVING WIRE CENTER</b>	
A.	<u>General</u>	1
B.	<u>(Reserved for Future Use)</u>	1
<b>XVI.</b>	<b>(RESERVED FOR FUTURE USE)</b>	
<b>XVII.</b>	<b>EXPANDED INTERCONNECTION SERVICES</b>	
A.	<u>Service Description</u>	1
1.	<i>General</i>	1
2.	<i>Physical Collocation</i>	1
3.	<i>Virtual Collocation</i>	1
B.	<u>Provision of EIS</u>	1
1.	<i>General</i>	1
2.	<i>Responsibility of the Telephone Company</i>	3
3.	<i>Rights of the Telephone Company</i>	4

---

**SECTION INDEX** (Continued)

C. <u>Obligations of the Customer</u>	5
1. <i>Responsibility of the Customer</i>	5
2. <i>Claims and Demands for Damages</i>	6
3. <i>Limitations</i>	6
4. <i>Mechanic's or Materialmen's Liens</i>	7
5. <i>Confidentiality</i>	7
6. <i>Network Outage, Damage and Reporting</i>	7
D. <u>Discontinuance of Service</u>	8
1. <i>Customer Initiated</i>	8
2. <i>Company Initiated</i>	8
E. <u>Ordering Options for EIS</u>	8
1. <i>Physical and Virtual EIS</i>	8
2. <i>Bona Fide Request for EIS</i>	9
3. <i>Other Technologies</i>	9
F. <u>EIS Service Request</u>	9
1. <i>Application Form for EIS</i>	9
2. <i>Relocation Within the Same Central Office</i>	10
3. <i>Expansion of Existing Space</i>	10
G. <u>Physical EIS</u>	11
1. <i>Availability of Service</i>	11
2. <i>Existing Suitable Space</i>	11
3. <i>Power, Environmental Conditioning, and dc Power</i>	12
4. <i>Customer Equipment Requirements</i>	12
5. <i>Security Requirements for Customer Access to Telephone         Company Buildings</i>	14
6. <i>Insurance &amp; Liability Requirements</i>	15
H. <u>Virtual EIS</u>	16
1. <i>Availability of Service</i>	16
2. <i>Obligations of the Customer</i>	17
3. <i>Operation and Maintenance</i>	18
4. <i>Customer Equipment Requirements</i>	18
I. <u>Rate Regulations</u>	19
1. <i>Monthly Rates</i>	19
2. <i>Nonrecurring Charges</i>	20
3. <i>Minimum Periods</i>	22

**XVIII. ADVANCED DATA APPLICATIONS**

A. <u>(Reserved for Future Use)</u>	1
B. <u>Dial Internet Aggregation Access Service</u>	1
1. <i>Service Description</i>	1
2. <i>Obligations of the Telephone Company</i>	1
3. <i>Obligations of the Customer</i>	1
4. <i>Rate Regulations</i>	2



---

SECTION INDEX (Continued)

**XIX. GRANDFATHERED SERVICES**

A. <u>General</u>	1
B. <u>Asymmetrical Digital Subscriber Line (ADSL) Service</u>	1
1. <i>General</i>	1
2. <i>Service Description</i>	1
3. <i>ADSL Channel</i>	2
4. <i>Responsibility of the Telephone Company</i>	2
5. <i>Rights of the Telephone Company</i>	2
6. <i>Responsibility of the Customer</i>	3
7. <i>Rate Elements</i>	3
8. <i>Term Payment Plans and Early Termination Liabilities</i>	4
9. <i>Changes in Service Type</i>	4
10. <i>Rates and Charges for Grandfathered ADSL Service</i>	5
C. <u>Digital Subscriber Line (DSL) Interface Access Service</u>	5
1. <i>General</i>	5
2. <i>Service Description</i>	6
3. <i>Responsibility of the Customer</i>	6
4. <i>Rates and Charges for Grandfathered DSL Interfaces</i>	6
<i>Access Service</i>	6

**XX. PROMOTIONAL OFFERINGS**

A. <u>General</u>	1
B. <u>Terms, Conditions, Rates and Charges</u>	1

**XXI. RATES AND CHARGES**

A. <u>Rate Group #1</u>	1
1. <i>Carrier Common Line Access Service</i>	1
2. <i>End User Access Service</i>	3
3. <i>Access Ordering</i>	5
4. <i>Switched Access Service</i>	6
5. <i>Special Access Service</i>	12
6. <i>Special Federal Government Access Service Offerings</i>	17
7. <i>Miscellaneous Services</i>	19
8. <i>Special Facilities Routing of Services</i>	24
9. <i>Expanded Interconnection</i>	25
10. <i>Individual Case Basis</i>	27

---

SECTION INDEX (Continued)

B. <u>Rate Group #2</u>	28
1. <i>Carrier Common Line Access Service</i>	28
2. <i>End User Access Service</i>	30
3. <i>Access Ordering</i>	33
4. <i>Switched Access Service</i>	34
5. <i>Special Access Service</i>	39
6. <i>Special Federal Government Access Service Offerings</i>	42
7. <i>Miscellaneous Services</i>	44
8. <i>Special Facilities Routing of Services</i>	49
9. <i>Expanded Interconnection</i>	50
10. <i>Individual Case Basis</i>	52

---

**REFERENCE TO OTHER TARIFFS**

Whenever reference is made in this tariff to other tariffs, the reference is to the tariffs in force as of the effective date of this tariff, and to amendments thereto and successive issues thereof.

**Reference to NECA Tariffs**

National Exchange Carrier Association Tariff FCC No. 4.

**Use of the Tariff**

This tariff contains the regulations, rates and charges applicable to the provision of Access Service by all of the Issuing Carriers listed on Title Pages 2, through 4.

The regulations applicable to the provision of Access Service are contained in Sections 2 through 19. These regulations are identical for all Issuing Carriers.

Rates and charges for all Access Services are shown in Section 20. If an Issuing Carrier does not presently have a rate for one of the rate elements shown in Section 20, the rate is shown as "Not Applicable" (N/A). Upon receipt of an order by a customer for the service not presently offered, the Issuing Carrier will file with the FCC the appropriate information necessary to establish rates

**REFERENCE TO TECHNICAL PUBLICATIONS**

The following technical publications are referenced in this tariff and may be obtained from Bell Communications Research, Inc., Customer Services, 60 New England Avenue, Piscataway, NJ 08854-4196.

Technical Reference:

PUB 41004                      Data Communications Using Voiceband Private Line Channels  
Issued: October, 1973

PUB 62310                      Digital Data System Channel Interface Specification  
Issued: September, 1983

PUB 62411                      High Capacity Digital Service Channel Interface Specification  
Issued: September, 1983                      Addendum:      October, 1984

TR-NWT-000063              Network Equipment Building System (NEBS) Generic Equipment  
Requirements, Issue 4  
Issued: July, 1991                      Available:      July, 1991

TR-NWT-000334              Issue 2 Voice Grade Switched Access Service Transmission Parameter  
Limits and Interface Combinations  
Issued: September, 1990

TR-NWT-000499              Transport Systems Generic Requirements (TSGR), Issue 4  
Issued: November, 1991                      Available:      November, 1991

---

**REFERENCE TO TECHNICAL PUBLICATIONS (Continued)**

TR-TSY-000191 Issued: May, 1986	Alarm Indication Signal Requirements and Objectives, Issue 1 Available: May, 1986
TR-TSY-000335 Issued: May, 1990	Issue 2 Voice Grade Special Access Service-Transmission Parameter Limits and Interface Combinations
TR-TSY-000487 Issued: July, 1989	Generic Requirements for Electronic Equipment Cabinets, Issue 1 Available: July, 1989
TR-TSV-000905 Issued: August, 1989	Common Channel Signaling (CCS) Network Interface Specification, Issue 1 Available: August, 1989
TR-NPL-000054 Issued: April, 1989	High Capacity Digital Service (1.544 Mbps) Interface Generic Requirements for End Users Available: April, 1989
TR-NPL-000275 Issued: April, 1986	Notes on the BOC Interlata Networks
TR-NPL-000320 Issued: April, 1988	Fundamental Generic Requirements for Metallic Digital Signal Cross Connect Systems DSX-1, -1C, -2, -3, Issue 1 Available: April, 1988
TR-NPL-000334 Issued: June, 1986	Voice Grade Switched Access Service Available: July, 1986
TR-NPL-000335 Issued: June, 1986	Voice Grade Special Access Service Available: July, 1986
TR-NPL-000336 Issued: October, 1987	Metallic and Telegraph Grade Special Access Services Available: October, 1987
TR-NPL-000337 Issued: July, 1987	Program Audio Special Access Service and Local Channel Services
TR-NPL-000338 Issued: December, 1986	Television Special Access and Local Channel Services Available: December, 1986
TR-NPL-000339 Issued: January, 1987	Wideband Analog Special Access Service Available: January, 1987
TR-NPL-000340 Issued: September, 1986	Wideband Digital Special Access Service Available: January, 1987

TR-NPL-000341	Digital Data Special Access Service - Transmission Parameter and Interface Combinations		
Issued:	March, 1989		
TR-NPL-000342	High Capacity Digital Special Access Service		
Issued:	January, 1987	Available:	January, 1987
TR-INS-000342	High Capacity Digital Special Access Service		
Issued:	February, 1991		
SR-STDS-000307	NC/NCI Code Dictionary		
Issued:	December, 1990		

The following technical publication is referenced in this tariff and may be obtained from the Bell Communication Technical Education Center Room B02, 6200 Route 53, Lisle, IL 60532:

Telecommunications Transmission Engineering Volume 3 - Networks and Services  
(Chapters 6 and 7)  
Second Edition, 1980  
Issued: June, 1980

The following technical publication is referenced in this tariff and may be obtained from the National Exchange Carrier Association, Inc., Director - Tariff and Regulatory Matters, 100 S. Jefferson Road, Whippany, N.J. 07981 and the Federal Communications Commission's commercial contractor.

PUB AS No. 1 - Issue II Access Service  
Issued: May, 1984

Addendum: March, 1987

AT&T Technical Reference Publication 41014  
Issued: February, 1978; entire issue.

The following technical publications are referenced in this tariff and may be obtained from Bell Communications Research, Inc. Distribution Storage Center, 60 New England Avenue, Piscataway, N.J. 08854. Updates to this document are performed periodically.

1. Multiple Exchange Carrier Access Billing Guidelines (MECAB)  
Ordering and Billing Forum  
Issued: December, 1991 Available: December, 1991
2. Multiple Exchange Carrier Ordering and Design Guidelines (MECOD)  
Ordering and Billing Forum  
Issued: November, 1989 Available: November, 1989

The following publications are referenced in this tariff and may be obtained from the Government Printing Office, Superintendent of Documents, Document Control Branch, 941 N. Capitol St., N.E., Washington, D.C. 20401.

---

**REFERENCE TO TECHNICAL PUBLICATIONS (Continued)**

Telecommunications Service Priority (TSP) System for National Security Emergency Preparedness (NSEP) Service Vendor Handbook, National Communications System  
(NCSH 3-2-1)

Dated: July 9, 1990

Available: August, 1990

Telecommunications Service Priority (TSP) System for National Security Emergency Preparedness (NSEP) Service User Manual, National Communications System  
(NCSM 3-1-1)

Dated: July 9, 1990

Available: August, 1990

The following technical publication is referenced in this tariff and may be obtained from the American National Standards Institute, 1430 Broadway, New York, New York 10018.

ANSI T1.102, Issued 1987

The following technical publication is referenced in this tariff and may be obtained from the Underwriters Laboratory, Inc., Attention: Publications, 333 Pfingsten Road, Northbrook, Illinois 60062.

UL 94, Issued 1990

The following technical publication is referenced in this Tariff and may be obtained from the Federal Communications Commission's commercial contractor.

GTE Service Corporation Telephone Operations - Traffic Grade of Service Standards  
Issued: April, 1985; entire issue

The following technical publication is referenced in this tariff and may be obtained from the Bellcore Information Exchange Management, 445 South Street, Room 2J-125, P.O. Box 1910, Morristown, NJ 07962-1910.

BR-795-403100 - Common Language Network Channels (NC)  
Network Channel Interface (NCI) Codes

Issued: August, 1993

The following technical publications are referenced in this tariff and may be attained from Global Engineering Documents, Customer Support, A105, 15 Inverness Way, Englewood, CO 80112.

T1.606, Issued 1990

T1.606 Addendum 1, Issued 1991

T1.606a, Issued 1992

T1.617 Annex D, Issued 1992

TR-NWT-00112 Issue 1, Issued December 1994

GR-1110-CORE Issue 1, Issued September 1994

---

**REFERENCE TO TECHNICAL PUBLICATIONS** (Continued)

GR-1248-CORE Issue 2, Issued September 1995

SR-3330 Issue 1, Issued November 1994

PRETS 300-049 2nd Edition, Specifications for Permanent Virtual Connections, Issued December 1997

The following technical publication is referenced in this tariff and may be obtained from Alliance for Telecommunications Industry Solutions (ATIS), through their web site at [www.atis.org](http://www.atis.org) or by telephone at 800-327-2199.

ATIS/OBF-CARE-013 Equal Access Subscription, Customer Account Record Exchange (CARE), Issued July 2002

**CONCURRING CARRIERS**

No Concurring Carriers

**CONNECTING CARRIERS**

No Connecting Carriers

**OTHER PARTICIPATING CARRIERS**

No Other Participating Carriers

**REGISTERED SERVICE MARKS**

None

**REGISTERED TRADEMARKS**

None



---

**EXPLANATION OF SYMBOLS**

Whenever tariff sheets are filed, changes will be identified by the following symbols:

- (C) To signify changed listing, condition, rule or regulation
- (D) To signify discontinued material
- (I) To signify increase
- (M) To signify material transferred from one sheet to another sheet of the same or a different schedule with no change in text, rate, condition, rule or regulation
- (N) To signify new material
- (R) To signify reduction
- (S) To signify reissued matter
- (T) To signify change in text but no change in rate, condition, rule or regulation
- (Z) To signify a correction

---

**EXPLANATION OF ABBREVIATIONS**

AAM	- Assumed Access Minutes
ac	- Alternating current
ACAT	- Additional Cooperative Acceptance Testing
ACD	- Automatic Call Distributor
AIOD	- Automatic Identification of Outward Dialed
AM	- Access Minutes
AML	- Actual Measured Loss
ANI	- Automatic Number Identification
AP	- Program Audio
ARC	- Access Recovery Charge
ARD	- Automatic Ringdown
ASR	- Access Service Request
AST	- Automatic Scheduled Testing
AT&T	- American Telephone and Telegraph Company
AUL	- Annual Underutilization Liability
BD	- Business Day
BHMC	- Busy Hour Minutes of Capacity
BP	- Billing Percentage
CAROT	- Centralized Automatic Reporting on Trunks
CCS	- Centum Call Seconds
CCSA	- Common Control Switching Arrangement(s)
CCS7	- Common Channel Signaling System 7
CDL	- Customer Designated Location
CDM	- Call Days in Month
CMF	- Chargeable Minimum Factor
CI	- Changes Interface
CIC	- Carrier Identification Code (S)(X)
CO	- Central Office
COCTX	- Central Office Centrex
COMPS	- Central Office Maintenance Planning System
Cont'd	- Continued
CPE	- Customer Premises Equipment or Customer Provided Equipment
CST	- Cooperative Scheduled Testing
CSU	- Circuit Switching Unit
CTX	- Centrex
DA	- Directory Assistance
DAM	- Distance in Airline Miles
dB	- decibel
dBm	- Decibels below one milliwatt
dBm	- Transmission Level Referred to the Zero Transmission Level Point
dBrnC	- Decibel Reference Noise C-Message Weighting
dBrnC0	- Decibel Reference Noise C-Message Weighted O
dBv	- Decibel(s) Relative to 1 Volt (Reference)
dBvl	- Decibel(s) Relating to 1 Volt (Reference)
dc	- direct current

---

**EXPLANATION OF ABBREVIATIONS (Continued)**

DDA	- Digital Data Access
DDS	- Digital Data Service
DSAL	- Dedicated Switched Access Line
DSAT	- Dedicated Switched Access Transport
DTMF	- Dual Tone Multifrequency
DX	- Duplex
E&M	- The Receive and Transmit Leads of a Signaling System
EDD	- Envelope Day Distortion
ELEPL	- Equal Level Echo Path Loss
EML	- Expected Measured Loss
EPL	- Echo Path Loss
ERL	- Echo Return Loss
ESS	- Electronic Switching System
ESSX	- Electronic Switching System Exchange
f	- frequency
FCC	- Federal Communications Commission
FCO	- Foreign Central Office Service
FIA	- Facilities for Interstate Access
FID	- Field Identifier
FNPA	- Foreign Numbering Plan Area
FX	- Foreign Exchange
GSEC	- General Services and Equipment Code
HC	- High Capacity
HNPA	- Home Numbering Plan Area
Hz	- Hertz
IA	- Interface Arrangement
IC	- Interexchange Carrier
ICB	- Individual Case Basis
ICL	- Inserted Connection Loss
IDDD	- International Direct Distance Dialing
ILP	- Initial Liability Period
IP	- Interconnection Point
Kbps	- kilobits per second
kHz	- kilohertz
LATA	- Local Access and Transport Area
LEC	- Local Exchange Carrier
Ma	- Milliamperes
Mbps	- Megabits per second
MF	- Multifrequency
MHz	- Megahertz
MJU	- Multi-Junction Unit
MMUC	- Minimum Monthly Usage Charge
MRC	- Monthly Recurring Charge

---

**EXPLANATION OF ABBREVIATIONS (Continued)**

MST	- Manual Scheduled Testing
MT	- Metallic
MTL	- Maximum Termination Liability
MTS	- Message Telecommunications Services
NA	- Not Available
NANP	- North American Numbering Plan
NECA	- National Exchange Carrier Association
NPA	- Numbering Plan Area
NRC	- Nonrecurring Charge
NST	- Nonscheduled Testing
NTS	- Non-Traffic Sensitive
NXX	- Three-Digit Central Office Code
OPS	- Off-Premises Station
OTPL	- Zero Transmission Level Point
PBX	- Private Branch Exchange
PCM	- Pulse Code Modulation
PI	- Priority Installation
PLP	- Private Line Ringdown
POT	- Point of Termination
PR	- Priority Restoration
RMC	- Recurring Monthly Charge
rms	- root-mean-square
RSM	- Remote Switching Modules
RSS	- Remote Switching Systems
SCP	- Service Control Point
SF	- Single Frequency
SMS	- Service Management System
SNAL	- Signaling Network Access Line
SP	- Signaling Point
SPOI	- Signaling Point of Interface
SRL	- Singing Return Loss
SSN	- Switched Service Network
SSP	- Service Switching Point
SS7	- Signaling System Seven
STP	- Signal Transfer Point
STR	- Switched Transport Rate
SWC	- Serving Wire Center
TDCF	- Total Day Conversion Factor
TES	- Telephone Exchange Service(s)
TLP	- Transmission Level Point
TSP	- Telecommunications Service Priority
TSPS	- Traffic Service Position System
TV	- Television
UL	- Under Utilization Liability
USOC	- Uniform Service Order Code

---

**EXPLANATION OF ABBREVIATIONS** (Continued)

VG	- Voice Grade
V&H	- Vertical & Horizontal
WA	- Wideband Analog
WATS	- Wide Area Telecommunications Service(s)
WD	- Wideband Data

**State Abbreviations**

ID	- Idaho
MT	- Montana
OR	- Oregon

## **II. APPLICATION OF TARIFF**

<p>A. This Tariff contains regulations, rates and charges applicable to Carrier Common Line, Switched Access, Special Access, End User Access, Lifeline Assistance, and Expanded Interconnection Service or, in combination, as Facilities for Interstate Access, hereinafter referred to as services, provided by the issuing carriers to this tariff, hereinafter referred to as the Telephone Company to customers. This tariff further provides for Ancillary and Miscellaneous Services. This tariff does not apply to other services offered by the Telephone Company.</p>	
<p>B. Regulations, rates and charges as specified in this tariff apply to services and shall not serve as a substitute for IC tariff offerings of services to end users. The provision of such services by the Telephone Company as set forth in this tariff does not constitute a joint undertaking with an IC for the furnishing of any service.</p>	
<p>C. In accordance with the Commission's Report and Order and Order on Remand and Further Notice of Proposed Rulemaking, CC Docket No. 01-338, paragraph 581, released August 21, 2003, Unbundled Network Elements (UNEs) and combinations of UNEs can be commingled with wholesale services, including interstate access services.</p>	
<p>D. References in this tariff to an Interstate Special Construction Tariff refer to the following tariff:</p> <p>Zipty Fiber Telephone Companies FCC Tariff 4</p>	

### III. GENERAL REGULATIONS

<b>A. <u>Undertaking of the Telephone Company</u></b>	
<b>1. <i>Scope</i></b>	
a. The Telephone Company does not undertake to transmit messages under this tariff.	
b. The Telephone Company shall be responsible only for the installation, operation and maintenance of the service it provides.	
c. The Telephone Company will, for maintenance purposes, test its services only to the extent necessary to detect and/or clear troubles.	
d. Services are provided twenty-four (24) hours daily, seven (7) days per week, except as set forth in other sections of this tariff.	
e. The Telephone Company does not warrant that its facilities and services meet standards other than those set forth in this tariff.	
<b>2. <i>Limitations</i></b>	
a. The customer may assign or transfer the use of services under this tariff if there is no interruption in or relocation of services. The assignee or transferee must agree to assume all outstanding indebtedness for services provided under this tariff and any termination liability associated with the services provided. The customer will remain jointly liable with the assignee or transferee for any obligations existing at the time of the assignment. Prior to assignment, the Telephone Company must acknowledge in writing that all requirements have been met. Acknowledgement will be made within fifteen (15) days after the Telephone Company has been notified of the proposed assignment.	
b. All services offered in this tariff will be provided on a first-come first-served basis except as described below. The regulations for the installation and restoration of Telecommunications Service Priority (TSP) System Services shall be subject to Part 64.401, Appendix A, of the Federal Communications Commission's Rules and Section IX. following.	
c. When an end office is scheduled to be converted to an equal access end office, and a shortage of facilities exists, the Telephone Company will allocate available resources to participating ICs as set forth in Section VI.B.2. following.	
<b>3. <i>Liability</i></b>	
a. Except in the case of willful misconduct for which the Telephone Company's liability is not limited by this tariff, the Telephone Company's liability for damages shall not exceed an amount equal to the proportionate tariff charge for the period during which the service was affected. This liability for damages shall be in addition to any amounts that may be due the customer as described in III.D.3. following.	
b. The Telephone Company shall not be liable for any act or omission of any other carrier or customer providing a portion of a service, nor shall the Telephone Company for its own act or omission hold liable any other carrier or customer providing a portion of a service.	

### III. GENERAL REGULATIONS (Continued)

c. The Telephone Company is not liable for damages to the customer premises resulting from the furnishing of a service, including the installation and removal of equipment and associated wiring, unless the damage is caused by the Telephone Company's negligence.	
d. The Telephone Company shall be indemnified, defended and held harmless by the end user and by the customer against any claim, loss or damage arising from the end user's use of services offered under this tariff, involving:  (1) Claims for libel, slander, invasion of privacy, or infringement of copyright arising from the end user's own communications;	
(2) Claims for patent infringement arising from the end user's acts combining or using the service furnished by the Telephone Company in connection with facilities or equipment furnished by the end users or IC or;	
(3) All other claims arising out of any act or omission of the end user in the course of using services provided pursuant to this tariff.	
e. The Telephone Company's failure to provide or maintain services under this tariff shall be excused by labor difficulties, governmental orders, civil commotions, criminal actions taken against the Telephone Company, acts of God and other circumstances beyond the Telephone Company's reasonable control, subject to the Credit Allowance for a Service Interruption as set forth in <i>III.D.3.</i> following.	
f. The Telephone Company does not guarantee or make any warranty with respect to its services when used in an explosive atmosphere. The Telephone Company shall be indemnified, defended and held harmless by the customer from any and all claims by any person relating to such customer's use of services so provided.	
g. Except in the case of willful misconduct, under no circumstances whatever shall the Telephone Company be liable for indirect, incidental, special or consequential damages; and this disclaimer shall be effective notwithstanding any other provisions hereof.	
h. No license under patents is granted by the Telephone Company to the customer or shall be implied or arise by estoppel in the customer's favor with respect to any circuit, apparatus, system or method used by the customer in connection with services provided under this tariff. With respect to claims of patent infringement made by third persons, the Telephone Company will defend, indemnify, protect and save harmless the customer from and against all claims arising out of the use by the customer of services provided under this tariff.	
<b>4. <i>Provision of Services</i></b>  The Telephone Company's obligation to furnish the services described in this tariff is dependent upon its ability to provide such service after provision has been made for the Telephone Company's exchange services.	
Services provided to a customer under this tariff may be connected directly to customer facilities and/or may be connected to access facilities of another telephone company or companies in the joint provision of interstate access.	



### **III. GENERAL REGULATIONS** (Continued)

<p><b>5. <i>Installation and Termination of Services</i></b></p> <p>Except as provided for Expanded Interconnection Service specified in Section XVII., the services provided under this tariff 1.) will include any entrance cable or drop wiring and wire or intrabuilding cable to that point where provision is made for termination of the Telephone Company's outside distribution network facilities at a location at the customer-designated premises and 2.) will be installed by the Telephone Company to such Point of Termination. The Telephone Company will work cooperatively with the customer to determine the location of the Point of Termination in accordance with the Telephone Company's standard operating procedures.</p>	
<p>Each Access Service has only one (1) Point of Termination per customer premises. Any additional terminations beyond such Point of Termination are the sole responsibility of the customer. Moves of the Point of Termination are handled as set forth in Section VII.G.1.a. and Section VIII.B.. following.</p>	
<p><b>6. <i>Maintenance of Services</i></b></p> <p>The services provided under this tariff shall be maintained by the Telephone Company. The customer or others may not rearrange, move, disconnect, remove or attempt to repair any facilities provided by the Telephone Company, other than by connection or disconnection to any interface means used, except with the written consent of the Telephone Company.</p>	
<p>Customer provided transmission facilities and equipment terminating in the Telephone Company wire center for purposes of physical Expanded Interconnection Service (EIS), as set forth in Section XVII., will not be maintained by the Telephone Company. Customer provided facilities and equipment terminating in Telephone Company manhole or similar location for virtual EIS will be maintained by the Telephone Company.</p>	
<p><b>7. <i>Changes and Substitutions</i></b></p> <p>Except as provided for equipment and systems subject to FCC Part 68 Regulations at 47 C.F.R. section 68.110(b), the Telephone Company may, where such action is reasonably required in the operation of its business, 1.) change any facilities used in providing service under this tariff, 2.) change minimum protection criteria, 3.) change operating or maintenance characteristics of facilities or 4.) change operations or procedures of the Telephone Company. The Telephone Company shall not be responsible if the change renders customer furnished services obsolete or requires modification of the customer-furnished services. If such change materially affects the operating characteristics of the facility, the Telephone Company will provide reasonable notification to the customer in writing. Reasonable time will be allowed for any redesign and implementation required by the changes made. The Telephone Company will work cooperatively with the customer to determine reasonable notification procedures.</p>	
<p>Should a major change occur, the Telephone Company shall notify the customer at least one (1) year in advance. A major change is described as any change in telephone plant which will affect the technical parameters of the interface (e.g., level, impedance, signaling, interface, bandwidth, two-wire, four-wire, etc.).</p>	

### III. GENERAL REGULATIONS (Continued)

<p><b>8. Refusal and Discontinuance of Services</b></p> <p>a. Unless the provisions of <i>III.B.1.</i> or <i>III.E.1.</i> following apply, if a customer fails to comply with the regulations set forth in: <i>III.A.6.</i> Maintenance of Service; <i>III.B.2.</i>, Unlawful Use; <i>III.C.1.</i>, Damages; <i>III.C.4.</i>, Availability for Testing; <i>III.C.5.</i>, Balance; and <i>III.D.</i>, Payment Arrangements and Credit Allowances or, if applicable, <i>III.E.3.</i>, <i>III.E.4.</i>, and Section XVII., Expanded Interconnection Service (EIS) or fails to make any payment to be made by it on the dates and times herein specified, the Telephone Company may, on thirty (30) days written notice by Certified U.S. Mail to the person designated by that customer to receive such notices of noncompliance:</p> <p>(1) Refuse additional applications for service and/or refuse to complete any pending orders for service by the noncomplying customer; and/or</p>	
<p>(2) Discontinue the provision of the services to the noncomplying customer. In the case of such discontinuance, all applicable charges including termination charges shall become due.</p>	
<p>If the Telephone Company does not discontinue the provision of the services involved on the date specified in the thirty (30) days' notice, and the customer's noncompliance continues, nothing contained herein shall preclude the Telephone Company's right to discontinue the provision of the services to the noncomplying customer without further notice.</p>	
<p>If the Telephone Company does not refuse additional applications for service on the date specified in the thirty (30) days' notice, and the customer's noncompliance continues, nothing contained herein shall preclude the Telephone Company's right to refuse additional applications for service to the noncomplying customer without further notice.</p>	
<p>b. When access service is provided by more than one (1) Telephone Company, the companies involved in providing the joint service may individually or collectively deny service to a customer for nonpayment. Where the Telephone Company(s) affected by the nonpayment is incapable of effecting discontinuance of service without cooperation from the other joint providers of Switched Access Service, such other Telephone Company(s) will, if technically feasible, assist in denying the joint service to the customer. Service denial for such joint service will only include calls originating or terminating within, or transiting, the operating territory of the Telephone Companies initiating the service denial for nonpayment. When more than one (1) of the joint providers must deny service to effectuate termination for nonpayment, in cases where a conflict exists in the applicable tariff provisions, the tariff regulations of the end office Telephone Company shall apply for joint service discontinuance.</p>	
<p><b>9. Limitation of Use of Metallic Facilities</b></p> <p>Signals applied to a metallic facility shall conform to the limitations set forth in Technical Reference Publication AS No. 1. In the case of applications of dc telegraph signaling systems, the customer shall be responsible, at its expense, for the provision of current limiting devices to protect the Telephone Company facilities from excessive current due to abnormal conditions and for the provision of noise mitigation networks when required to reduce excessive noise.</p>	

### III. GENERAL REGULATIONS (Continued)

<p><b>10. Notification of Service-Affecting Activities</b></p> <p>The Telephone Company will provide the customer reasonable notification of service-affecting activities that may occur in normal operation of its business. Such activities may include, but are not limited to, equipment or facilities additions, removals or rearrangements, routine preventative maintenance and major switching machine change-out. Generally, such activities are not individual customer service specific, they affect many customer services. No specific advance notification period is applicable to all service-affecting activities. The Telephone Company will work cooperatively with the customer to determine the notification requirements.</p>	
<p><b>11. Provision and Ownership of Telephone Numbers</b></p> <p>The Telephone Company reserves the reasonable right to assign, designate or change telephone numbers, any other call number designations associated with Access Services, or the Telephone Company serving central office prefixes associated with such numbers, when necessary in the conduct of its business. Should it become necessary to make a change in such number(s), the Telephone Company will furnish to the customer six (6) months' notice, by Certified U.S. Mail, of the effective date and an explanation of the reason(s) for such change(s).</p>	
<p><b>12. Coordination with Respect to Network Contingencies</b></p> <p>The Telephone Company intends to work cooperatively with the customer to develop network contingency plans in order to maintain maximum network capability following natural or man-made disasters which affect telecommunications services.</p>	
<p><b>13. Preemption of Services</b></p> <p>In certain instances, i.e., when spare facilities and/or equipment are not available, it may be necessary to preempt existing services to provision or restore National Security Emergency Preparedness (NSEP) Services. If, in its best judgment, the Telephone Company deems it necessary to preempt, then the Telephone Company will ensure that:</p> <p>a. A sufficient number of public switched services are available for public use if preemption of such services is necessary to provision or restore NSEP Service.</p>	
<p>b. The service(s) preempted have a lower or do not contain NSEP assigned priority levels.</p>	
<p>c. A reasonable effort is made to notify the preempted service customer of the action to be taken.</p>	
<p>d. A credit allowance for any preempted service shall be made in accordance with the provisions in <i>III.D.3.</i> following.</p>	

### III. GENERAL REGULATIONS (Continued)

<p><b>B. <u>Use</u></b></p> <p>1. <i>Interference or Impairment</i></p> <p>a. The characteristics and methods of operation of any circuits, facilities or equipment provided by other than the Telephone Company, including customer transmission equipment and facilities used with Expanded Interconnection Services, and associated with the facilities utilized to provide services under this tariff shall not interfere with or impair service over any facilities of the Telephone Company, its affiliated companies, or its connecting and concurring carriers involved in its services, cause damage to their plant, impair the privacy of any communications carried over their facilities or create hazards to the employees of any of them or the public.</p>	
<p>b. If interference as described in <i>a.</i> above exists, except for equipment subject to the FCC Part 68 rules in 47 C.F.R. Section 68.108, when practicable, the Telephone Company will notify the customer that service will be temporarily disconnected until the problem is corrected. When prior notice is not practical, the Telephone Company may temporarily disconnect services without prior notification to the customer. The customer will be notified of the action as soon as possible and given the opportunity to correct the problem. During the period of discontinuance, the credit allowance for service interruptions as set forth in <i>III.D.3.</i> following does not apply.</p>	
<p>2. <i>Unlawful Use of Services</i></p> <p>The services are furnished subject to the condition that they will not be used for an unlawful purpose. Services will be discontinued if any law enforcement agency, acting within its apparent jurisdiction, advises in writing that such services are being used in violation of law. The Telephone Company will refuse to furnish services when it has reasonable grounds to believe that such services will be used in violation of law.</p>	
<p><b>C. <u>Obligations of the Customer</u></b></p> <p>1. <i>Damages</i></p> <p>The customer shall reimburse the Telephone Company for damages to the Telephone Company facilities utilized to provide services under this tariff caused by the negligence or willful act of the customer, or resulting from the customer's improper use of the Telephone Company facilities, or due to malfunction of any facilities or equipment provided by other than the Telephone Company. Nothing in the foregoing provision shall be interpreted to hold one (1) customer liable for another customer's actions. The Telephone Company will, upon reimbursement for damages, cooperate with the customer in prosecuting a claim against the person causing such damage and the customer shall be subrogated to the right of recovery by the Telephone Company for the damages to the extent of such payment. The amount of reimbursement shall be the actual cost of repair to the damaged facilities including labor costs as specified in Section <i>X.B.</i>.</p>	

### **III. GENERAL REGULATIONS** (Continued)

<p><b>2. Ownership of Facilities</b></p> <p>Facilities utilized by the Telephone Company to provide service under the provisions of this tariff shall remain the property of the Telephone Company. Such facilities shall be returned to the Telephone Company by the customer, whenever requested within a reasonable period following the request in as good condition as reasonable wear will permit. Any cost of repair or replacement for unreasonable wear or damage will be billed to the customer who utilized the equipment.</p>	
<p><b>3. Equipment Space and Power</b></p> <p>The customer shall furnish or arrange to have furnished to the Telephone Company, at no charge, equipment space and electrical power required by the Telephone Company to provide services under this tariff at the points of termination of such services. The selection of ac or dc power shall be mutually agreed to by the customer and the Telephone Company. The customer shall also make necessary arrangements in order that the Telephone Company will have access to such space at reasonable times for installing, testing, repairing or removing Telephone Company services.</p>	
<p>Where available, the Telephone Company shall make available wire center floor space and electrical power by the customer for the provision of Expanded Interconnection Service at charges set forth in Section XXI..</p>	
<p><b>4. Availability for Testing</b></p> <p>The services provided under this tariff shall be available to the Telephone Company at times mutually agreed upon in order to permit the Telephone Company to make tests and adjustments appropriate for maintaining the services in satisfactory operating condition. Such tests and adjustments shall be completed within a reasonable time. No credit will be allowed for any interruptions involved during such tests and adjustments.</p>	
<p><b>5. Balance</b></p> <p>All signals for transmission over the services provided under this tariff shall be delivered by the customer balanced to ground except for ground start, duplex (DX) and McCulloh-Loop (Alarm System) type signaling and dc telegraph transmission at speeds of 75 baud or less.</p>	
<p><b>6. Design of Customer Services</b></p> <p>Subject to the provisions of III.A.7. preceding, the customer shall be solely responsible, at its own expense, for the overall design of its services and for any redesigning or rearrangement of its services which may be required because of changes in facilities, operations or procedures of the Telephone Company, minimum protection criteria or operating or maintenance characteristics of the facilities.</p>	

**III. GENERAL REGULATIONS** (Continued)

<p><b>7. <i>Reference to the Telephone Company</i></b></p> <p>The customer may advise end users that certain services are provided by the Telephone Company in connection with the service the customer furnishes to end users; however, the customer shall not represent that the Telephone Company jointly participates in the customer's services.</p>	
<p><b>8. <i>Claims and Demands for Damages</i></b></p> <p>The customer shall defend, indemnify and save harmless the Telephone Company from and against any suits, claims, losses or damages, including punitive damages, attorney fees and court costs by third persons arising out of the construction, installation, operation, maintenance, or removal of the customer's circuits, facilities, or equipment connected to the Telephone Company's services provided under this tariff, including, without limitation, Workmen's Compensation claims, actions for infringement of copyright and/or unauthorized use of program material, libel and slander actions based on the content of communications transmitted over the customer's circuits, facilities or equipment, and proceedings to recover taxes, fines, or penalties for failure of the customer to obtain or maintain in effect any necessary certificates, permits, licenses, or other authority to acquire or operate the services provided under this tariff; provided, however, the foregoing indemnification shall not apply to suits, claims, and demands to recover damages for damage to property, death, or personal injury unless such suits, claims or demands are based on the tortuous conduct of the customer, its officers, agents or employees. The customer shall defend, indemnify and save harmless the Telephone Company from and against any suits, claims, losses or damages, including punitive damages, attorney fees and court costs by the customer or third parties arising out of any act or omission of the customer in the course of using services provided under this tariff.</p>	
<p>In the event that a customer files a claim for an access billing or revenue adjustment with the Telephone Company, the Telephone Company will have thirty (30) days from the notification date to resolve the customer's claim or negotiate a mutually agreeable time frame for resolution of the claim.</p>	
<p><b>9. <i>Jurisdictional Report Requirements</i></b></p> <p>a. Jurisdictional Reports</p> <p>(1) [Untitled]</p> <p>(a) When a customer orders Feature Group A and/or Feature Group B Switched Access Service the customer shall, in its order, state the projected interstate percentage for interstate usage for each Feature Group A and/or Feature Group B Switched Access Service group ordered. If the customer discontinues some but not all of the Feature Group A and/or Feature Group B Switched Access Services in a group, it shall provide the projected interstate percentage for such services which are remaining.</p>	

### III. GENERAL REGULATIONS (Continued)

(b) Pursuant to Federal Communications Commission Order FCC 85-145 adopted April 16, 1985, interstate usage is to be developed as though every call that enters a customer network at a point within the same state as that in which the called station (as designated by the called station telephone number) is situated is an intrastate communication and every call for which the point of entry is in a state other than that where the called station (as designated by the called station telephone number) is situated is an interstate communication.	
In addition to the requirements specified below, separate PIU's are required by Entrance Facility, for Direct Trunked Transport, and for Tandem Switched Transport. The PIU to be applied to Multiplexers will be the same as the PIU that is applied to the high capacity facility that is being multiplexed to a lower speed.	
(c) The projected interstate percentages will be used by the Telephone Company to apportion the usage between interstate and intrastate until a revised report is received as set forth in (6) following.	
(2) All single line Feature Group A and B Switched Access Service usage and charges will be apportioned by the Telephone Company between interstate and intrastate. The projected interstate percentage reported as set forth in (1)(a) and (1)(b) preceding will be used to make such apportionment.	
(3) [Untitled]	
(a) For multiline hunt group or trunk group arrangements where either the interstate or the intrastate charges are based on measured usage, the interstate Feature Group A and/or Feature Group B Switched Access Service(s) information reported as set forth in (1) preceding will be used to determine the charges as follows:	
(b) For all groups, the number of access minutes (either measured or assumed) for a group will be multiplied by the projected interstate percentage to develop the interstate access minutes. The number of access minutes for the group minus the developed interstate access minutes for the group will be the developed intrastate access minutes.	
(4) When a customer orders Feature Group C or Feature Group D Switched Access Service(s), the customer may provide the projected interstate percentage for interstate usage for each end office group in its order. This percentage is subject to audit by the Telephone Company as set forth in III.C.9.a.(7) following.	

### III. GENERAL REGULATIONS (Continued)

<p>If the customer does not provide the projected interstate percentage for interstate usage, the Telephone Company will, where the jurisdiction can be determined from the call detail, determine the projected interstate percentage as follows. For originating access minutes, the projected interstate percentage will be developed on a monthly basis by end office when the Feature Group C or Feature Group D Switched Access Service access minutes are measured by dividing the measured interstate originating access minutes (the access minutes where the calling number is in one state and the called number is in another state) by the total originating access minutes when the call detail is adequate to determine the appropriate jurisdiction. For terminating access minutes, the data used by the Telephone Company to develop the projected interstate percentage for originating access minutes will be used to develop projected interstate percentage for such terminating access minutes. When originating call details are insufficient to determine the jurisdiction for the call, the customer shall supply the projected interstate percentage or authorize the Telephone Company to use the Telephone Company developed percentage. This percentage shall be used by the Telephone Company as the interstate percentage for such call detail. The Telephone Company will designate the number obtained by subtracting the projected interstate percentage for originating and terminating access minutes calculated by the Telephone Company from 100 (<math>100 - \text{Telephone Company calculated projected interstate percentage} = \text{intrastate percentage}</math>) as the projected intrastate percentage of use.</p>	
<p>(5) Except where Telephone Company measured access minutes are used as set forth in (4) preceding, the customer reported interstate percentage of use as set forth in (1) or (4) preceding will be used until the customer reports a different projected interstate percentage for an in service end office group. When the customer adds BHMC lines or trunks to an existing end office group, the customer shall furnish a projected interstate percentage that applies to the added BHMC lines or trunks. When the customer discontinues BHMC, lines or trunks from an existing group, the customer shall furnish a projected interstate percentage for the discontinued BHMC lines or trunks in the end office group. The revised report will serve as the basis for future billings and will be effective on the next bill date. No prorating or back billing will be done based on the report.</p>	
<p>(6) Effective on the first of January, April, July and October of each year, the customer shall update the interstate and intrastate jurisdictional report. The customer shall forward to the Telephone Company, to be received no later than fifteen (15) days after the first of each such month, a revised report showing the interstate and intrastate percentage of use for the past three (3) months ending the last day of December, March, June and September, respectively, for each Switched Access Service arranged for interstate use. Additionally, where the customer utilizes FGA Switched Access Service for calls between a Primary Exchange Carrier and a Secondary Exchange Carrier within the same Extended Area Service calling area, where the Primary and Secondary Exchange Carriers are not the same Telephone Company and do not provide service under the same access service tariff, a copy of the revised report will be provided by the customer to each Secondary Exchange Carrier. The revised report will serve as the basis for the next three (3) months' billing and will be effective on the bill date for that service. No prorating or back billing will be done based on the report.</p>	



### III. GENERAL REGULATIONS (Continued)

<p>If the customer does not supply the reports, the Telephone Company will assume the percentages to be the same as those provided in the last quarterly report. For those cases in which a quarterly report has never been received from the customer, the Telephone Company will assume the percentages to be the same as those provided in the order for service as set forth in (1) preceding.</p>	
<p>(7) For Switched Access, if a billing dispute arises concerning the projected interstate percentage, the Telephone Company will ask the customer to provide the data the customer uses to determine the projected interstate percentage. The Telephone Company will not request such data more than once a year. The customer shall supply the data within thirty (30) days of the Telephone Company request.</p>	
<p>b. Special Access Jurisdictional Certification</p> <p>(1) Certification Requirements</p> <p>When the customer orders Special Access Service, and the customer certifies to the Telephone Company in writing that more than ten percent (10%) of the traffic is interstate, the service is considered to be interstate and is provided under this Tariff. Following initial certification, should the jurisdictional nature of the customer's Special Access Service change, the customer should inform the Telephone Company in writing of the change. The effective date of the change will be the date the Telephone Company receives the customer's notice of change. No charge applies for the jurisdictional change.</p>	
<p>(2) Disputes Involving Jurisdictional Certification</p> <p>If a dispute arises concerning the certification of projected interstate traffic as described in (1) above, the Telephone Company will ask the customer to provide the data the customer used to determine that more than ten percent (10%) of the traffic is interstate. The customer shall supply the data within thirty (30) days of the Telephone Company request. If the reply results in a jurisdictional change of a Special Access Service, the effective date of the change will be the date the Telephone Company receives the customer's reply. There is no charge when the customer's reply results in a jurisdictional change in the Special Access Service.</p>	
<p><b>10. Determination of Interstate Charges for Mixed Interstate and Intrastate Switched Access Service</b></p> <p>When mixed interstate and intrastate Access Service is provided, all charges (i.e., nonrecurring, monthly and/or usage) will be prorated between interstate and intrastate. The percentage provided in the reports as set forth in III.C.9. preceding will serve as the basis for prorating the charges.</p>	
<p>The percentage of an Access Service to be charged as interstate is applied in the following manner:</p> <p>a. For monthly and nonrecurring chargeable rate elements, multiply the percent interstate use times the quantity of chargeable elements times the stated tariff rate per element.</p>	

### III. GENERAL REGULATIONS (Continued)

b. For usage sensitive (i.e., access minutes and calls) chargeable rate elements, multiply the percent interstate use times actual use times the stated tariff rate.	
The interstate percentage will change as revised usage reports are submitted as set forth in III.C.9..	
<b>11. Provision for Customer Audits</b>  Upon thirty (30) days' written notice, the customer shall have the right to access all information, data and records necessary to audit, trace and verify the accuracy of access bills rendered to the customer for usage in connection with MTS, Private Line, WATS and other services. Such information will be provided in a mutually agreeable format and shall include, but not be limited to, call details (e.g., messages and minutes of use summarized by jurisdiction, call type, end office and state). A comprehensive audit of this nature can be conducted by the customer not more than once per year. Examinations of specific questions and issues may be undertaken more frequently.	
Each party shall bear its own expenses in connection with the conduct of an comprehensive Audit (review) or a specific examination. Special data extractions required by the customer to conduct an audit or examination will be paid for by the customer. For purposes of this regulation, a "special data extraction" shall mean the creation of records that cannot normally be created by the Telephone Company's currently available software programs. If the Telephone Company changes software programs and as a result of this change previously available data records would be considered special extractions, the Telephone Company must retain the ability to extract that data for one (1) year at no charge to the customer. After that time, the use of those data records would be considered a special data extraction, cost to be borne by the customer.	
<b>12. Theft</b>  The customer shall reimburse the Telephone Company for any loss through theft of facilities, apparatus, or equipment utilized to provide services under this tariff as the customer designated location or at the end user's premises. The amount of reimbursement shall be the actual cost for replacement of facilities, apparatus, or equipment lost, plus labor costs as specified in Section X.B..	
<b>13. Sectionalization and Trouble Reporting</b>  The customer will be responsible for reporting troubles sectionalized to Telephone Company facilities and/or equipment. When trouble cannot be clearly sectionalized to the Telephone Company facilities and/or equipment, the Telephone Company will test cooperatively or independently to assist in trouble sectionalization.	

### III. GENERAL REGULATIONS (Continued)

<p><b>14. Identification and Rating of VoIP-PSTN Traffic</b></p> <p>a. Scope</p> <p>VoIP-PSTN Traffic is defined as traffic exchanged between the Telephone Company end user and the customer in time division multiplexing ("TDM") format that originates and/or terminates in Internet protocol ("IP") format. This section governs the identification of VoIP-PSTN Traffic that is required to be compensated at interstate access rates by the Federal Communications Commission in its Report and Order in WC Docket Nos. 10-90, etc., FCC Release No. 11-161 (Nov. 18, 2011) ("FCC Order"). Specifically, this section establishes the method of separating VoIP-PSTN Traffic from the customer's traditional intrastate access traffic, so that such VoIP-PSTN Traffic can be billed in accordance with the FCC Order.</p>	
<p>b. Rating of VoIP-PSTN Traffic</p> <p>Interstate and Intrastate VoIP-PSTN Traffic identified in accordance with this tariff section will be billed at rates equal to the Telephone Company's applicable tariffed interstate switched access rates as specified in Section XXI. following.</p>	
<p>c. Calculation and Application of Percent-VoIP-Usage Factor</p> <p>The Telephone Company will determine the number of VoIP-PSTN Traffic minutes of use ("MOU") to which interstate rates will be applied under subsection b., above, by applying a Percent VoIP Usage ("PVU") factor to the total terminating intrastate access MOU received by The Telephone Company from the customer. The PVU will be derived and applied as follows:</p> <p>(1) The customer will calculate and furnish to the Telephone Company a factor (the "PVU") representing the percentage of the total intrastate and interstate access MOU that the customer terminates to the Telephone Company in the State, that is sent to the Telephone Company and that originated in IP format. This PVU shall be based on information such as traffic studies, actual call detail, or other relevant and verifiable information. The customer shall retain the call detail, work papers, and information used to develop the PVU factor for a minimum of one (1) year.</p>	
<p>(2) The customer shall not modify their reported PIU factor to account for VoIP-PSTN Traffic.</p>	
<p>(3) The Telephone Company will apply the PVU factor to the total terminating intrastate access MOU received from the customer to determine the number of VoIP-PSTN Traffic MOUs.</p>	
<p>(4) If the customer does not furnish the Telephone Company with a PVU pursuant to the preceding paragraph (1), the Telephone Company will utilize a PVU equal to zero (0).</p>	

### **III. GENERAL REGULATIONS (Continued)**

<p>d. Initial PVU Factor</p> <p>If the PVU factor is not available and/or cannot be implemented in the Telephone Company's billing systems by December 31, 2011, once the factor is available and can be implemented the Telephone Company will adjust the customer's bills to reflect the PVU retroactively to December 31, 2011. This retroactive adjustment will be made to December 31, 2011, provided that the customer provides the factor to the Telephone Company no later than April 15, 2012; otherwise, it will set the initial PVU equal to zero (0), as specified in subsection c.(4), above.</p>	
<p>The Telephone Company may choose to provide credits based on the reported PVU factors until such time as billing system modifications can be implemented.</p>	
<p>e. PVU Factor Updates</p> <p>The customer may update the PVU factor quarterly using the method set forth in subsection c.(1), above. If the customer chooses to submit such updates, it shall forward to the Telephone Company, no later than fifteen (15) days after the first day of January, April, July and/or October of each year, a revised PVU factor based on data for the prior three (3) months, ending the last day of December, March, June and September, respectively. The revised PVU factor will apply prospectively and serve as the basis for billing until superseded by a new PVU. No prorating or back billing will be done based on the updated PVU factor.</p>	
<p>f. PVU Factor Verification</p> <p>(1) Not more than four (4) times in any year, the Telephone Company may request from the customer an overview of the process used to determine the PVU factors, the call detail records, description of the method for determining how the end user originates or terminates calls in IP format, and other information used to determine the customer's PVU factor furnished to the Telephone Company in order to validate the PVU factor supplied. The customer shall comply, and shall reasonably supply the requested data and information within fifteen (15) days of the Telephone Company's request.</p>	
<p>(2) The Telephone</p> <p>(a) A review of the requested data and information provided by the customer.</p>	
<p>(b) The Telephone Company's reasonable review of other market information, FCC reports on VoIP lines, such as FCC Form 477 or state level results based on FCC Local Competition Report or other relevant data.</p>	
<p>(c) A change in the reported PVU factor by more than five (5) percentage points from the preceding quarter.</p>	
<p>(3) If after review of the data and information, the customer and the Telephone Company establish a revised PVU factor, the customer and the Telephone Company will begin using that revised PVU factor with the next bill period.</p>	

### III. GENERAL REGULATIONS (Continued)

<p>(4) If the dispute is unresolved, the Telephone Company may initiate an audit. The Telephone Company shall limit audits of the customer's PVU factor to no more than four (4) times per year. The customer may request that the audit be conducted by an independent auditor. In such cases, the associated auditing expenses will be paid by the customer.</p> <p>(a) In the event that the customer fails to provide adequate records to enable the Telephone Company or an independent auditor to conduct an audit verifying the customer's PVU factors, the Telephone Company will bill the usage for all contested periods using the most recent undisputed PVU factors reported by the customer. These PVU factors will remain in effect until the audit can be completed.</p>	
<p>(b) During the audit, the undisputed PVU factors from the previous reporting period will be used by the Telephone Company.</p>	
<p>(c) The Telephone Company will adjust the customer's PVU factors based on the results of the audit and implement the revised PVU in the next billing period or quarterly report date, whichever is first. The revised PVU factors will apply for the next two (2) quarters before new factors can be submitted by the customer.</p>	
<p>(d) If the audit supports the customer's PVU factors, the usage for the contested periods will be adjusted to reflect the customer's audited PVU factors.</p>	
<p><b>D. <u>Payment Arrangements and Credit Allowance</u></b></p> <p><b>1. <i>Payment of Rates, Charges and Deposits</i></b></p> <p>a. The Telephone Company will require a deposit from all customers with a proven history of late payments to the Telephone Company and all customers who do not have established credit unless the customer is a successor of a company which has established credit and has no history of late payments to the Telephone Company. The deposit may be required prior to or after establishment of service. The total deposit may not exceed the estimated charges for service for a two (2) month period.</p>	
<p>The fact that a deposit has been made does not relieve the customer from the responsibility of complying with the Telephone Company's regulations regarding prompt payment of bills. Annual interest at the rate described in <i>III.D.1.b.(3)(b)</i> will be paid on all deposits held from the date the deposit is received up to and including the date the deposit is returned or credited to the customer's account. The deposit will be refunded after the customer has established a record of prompt payment for one (1) year. When service is terminated, any deposit held will be credited on the final bill.</p>	
<p>b. The Telephone Company will bill all usage charges monthly in arrears. All non-usage/sensitive access services, including End User Access Service and Presubscription Service, will be billed monthly in advance. Nonrecurring charges will be billed in the month following the provision of service.</p> <p>(1) The bill day for End User Access Service and Presubscription Service will be the same day established for the provision of local service.</p>	

### III. GENERAL REGULATIONS (Continued)

<p>(2) The bill day(s) for all access services other than End User Access Service and Presubscription Service will be established by the Telephone Company for each customer account and shall appear on the carrier access bill. If the Telephone Company advises the customer in writing, an alternate billing schedule may be established. Alternate billing schedules shall not be established on less than sixty (60) days' notice or initiated by the Telephone Company more than twice in any consecutive twelve (12) month period.</p>	
<p>The bill will cover non-usage sensitive service charges for the ensuing billing period for which the bill is rendered, any known unbilled non-usage sensitive charges for prior periods and unbilled usage charges for that period after the last bill day through the current bill day. Any known unbilled usage charges for prior periods and any known unbilled adjustments will be applied to this bill.</p>	
<p>(3) [Untitled]</p> <p>(a) Payment for service is due thirty-one (31) days after the bill day or by the next bill date (i.e., same date in the following month as the bill date), whichever is the shortest interval, except as provided herein, and are payable in immediately available funds. If the customer does not receive a bill at least twenty (20) days prior to the thirty-one (31) day payment due date, then the bill shall be considered delayed. When a bill has been delayed, upon request of the customer, the due date will be extended by the number of days the bill was delayed. Such request by the customer must be accompanied by proof of the late bill receipt. If such payment date would cause payment to be due on a Saturday, Sunday or legal holiday (i.e., New Year's Day, Independence Day, Labor Day, Thanksgiving, Christmas, Veteran's Day and the days when Washington's Birthday, Memorial Day, and Columbus Day are legally observed), payment for such bills will be due as follows:</p>	
<p>If such payment date falls on a Sunday or on a holiday which is observed on a Monday, the payment date shall be the first nonholiday day following such Sunday or holiday. If such payment date falls on a Saturday or on a holiday which is observed on Tuesday, Wednesday, Thursday or Friday, the payment date shall be the last nonholiday day preceding such Saturday or holiday.</p>	
<p>(b) Further, if no payment is received by the payment date or if a payment or any portion of a payment is received by the Telephone Company after the payment date as set forth in (a) preceding, or if a payment or any portion of a payment is received by the Telephone Company in funds which are not immediately available to the Telephone Company, then a late payment penalty shall be due to the Telephone Company. The late payment penalty shall be the payment or the portion of the payment not received by the payment date times the highest interest rate (in decimal value) which may be levied by law for commercial transactions, compounded daily for the number of days from the payment date to and including the date that the customer actually makes the payment to the Telephone Company.</p>	

### III. GENERAL REGULATIONS (Continued)

<p>(c) In the event that a billing dispute arises, the customer shall pay the total amount billed by the due date or be subject to the last payment penalty beginning ten (10) days after the payment date. The customer shall notify the Telephone Company of his intent to dispute all or part of the amount due. If the dispute is resolved in favor of the customer, the Telephone Company will refund the disputed amount in question plus interest. The penalty interest period shall begin ten (10) days following the due date or on the date the disputed amount was actually paid, whichever is later. Interest will be calculated as described in (b) above.</p>	
<p>c. For services provided on a monthly basis, the charge for the provision of a fractional month's service will be determined by dividing the number of days that service was provided by thirty (30) and multiplying the result times the monthly rate. This calculation will be made subject to any minimum service periods required for specific services.</p>	
<p>d. When a rate as set forth in this tariff is shown to more than two (2) decimal places, the charges will be determined using the rate shown. The resulting amount will then be rounded to the nearest penny (i.e., rounded to two (2) decimal places).</p>	
<p>The Telephone Company will, upon reasonable request and if available, furnish) such detailed information as may be required for verification of any bill.</p>	
<p>The customer will receive its monthly bills in a standard paper format, or at the customer's option, on magnetic tape in standard industry format for those access services for which the Telephone Company is technically capable of providing magnetic tape billing. Additional copies of the customer's bill may be provided in standard paper format at the rates and charges set forth in Section XXI. following. When the customer requests a paper copy of the customer's bill in addition to the customer bill provided on magnetic tape, the rate set forth in Section XXI. following shall apply per page.</p>	
<p><b>2. Minimum Periods</b></p> <p>The minimum period for which services are provided are for which rates and charges are applicable is one (1) month except as otherwise specified. The minimum periods for which Expanded Interconnection Services are provided and for which rates are applicable are specified in Section XVII.. The minimum period for which service is provided and for which rates and charges are applicable for a Specialized Service or Arrangement provided on an individual case basis as set forth in Section XXI. following, is one (1) month unless a different minimum period is established with the individual case filing. When a service is discontinued prior to the expiration of the minimum period, charges are applicable, whether the service is used or not, as follows:</p> <p>a. When a service with a one (1) month minimum period is discontinued prior to the expiration of the minimum period, a one (1) month charge will apply at the rate level in effect at the time service is discontinued.</p>	

### III. GENERAL REGULATIONS (Continued)

<p>b. When a service with a minimum period greater than one (1) month is discontinued prior to the expiration of the minimum period, the applicable charge will be the lesser of:</p> <p>(1) the Telephone Company's total nonrecoverable costs less the net salvage value for the discontinued service, or</p>	
<p>(2) the total monthly charges, at the rate level in effect at the time service is discontinued, for the remainder of the minimum period.</p>	
<p>3. <i>Credit Allowance for Service Interruptions</i></p> <p>a. General</p> <p>A service is interrupted when it becomes unusable to the customer because of a failure of facilities used to furnish service under this tariff or in the event that the protective controls applied by the Telephone Company result in the complete loss of service by the customer. An interruption period starts when an inoperative service is reported to the Telephone Company, and ends when the service is operative.</p>	
<p>An allowance for interruption will apply only when the interruption is not due to the negligence of the customer. The credit allowance for an interruption or for a series of interruptions shall not exceed the monthly rate for the service interrupted in any one (1) monthly billing period.</p>	
<p>b. When a Credit Allowance Applies</p> <p>In case of an interruption to any service, allowance for the period of interruption, if not due to the negligence of the customer, shall be as follows:</p> <p>(1) For Special Access services other than Program Audio and Videoband and Expanded Interconnect- ion, and for Switched Access Entrance Facilities, Direct-Trunked Transport and multiplexing services, a credit allowance will be made for an interruption period of thirty (30) minutes or more. The allowance will be calculated at the rate of 1/1440 of the monthly charge for the portion of the service affected, for each thirty (30) minutes or major fraction thereof that the interruption continues. A major fraction is considered to be sixteen (16) minutes or more beyond the thirty (30) minute period.</p> <p>(a) For two-point service, the monthly charge shall be the total of all the monthly rate element charges associated with the service (i.e., a channel termination per customer designated premises, channel mileage and optional features and functions).</p>	
<p>(b) If a portion of a service such as a portion of a multipoint special access facility can still be utilized during the service interruption, the credit allowance will only apply to the services which are inoperative (i.e., a channel termination per customer designated premises, channel mileage and optional features and functions).</p>	



### III. GENERAL REGULATIONS (Continued)

<p>(2) For Program Audio and Videoband Special Access services, a credit allowance will be made for an interruption of thirty (30) seconds or more. Two (2) or more such interruptions occurring during a period of five (5) consecutive minutes shall be considered as one (1) interruption. The allowance will be calculated as follows:</p> <p>(a) For Program Audio Service provided at monthly rates, the credit will be at the rate of 1/8640 of the monthly service rate.</p>	
<p>(b) For Program Audio Service provided at daily rates, the credit will be at the rate of 1/288 of the daily rate.</p>	
<p>(c) For Temporary Videoband Service provided at hourly rates, the credit will be at 1/12 of the hourly rate.</p>	
<p>(3) For DS1 and DS3 Special Access service, a credit allowance will be made for each occurrence of a service interruption period of three (3) or more consecutive hours.</p>	
<p>This credit allowance is in addition to the credit allowance in <i>III.D.3.</i>. The credit allowance will be two hundred dollars (\$200.00) for each out of service condition within the Telephone Company's facilities. The credit allowance will not be applied more than once per calendar month and will not exceed the monthly charge for the interrupted service. This credit allowance is applicable in the jurisdictions of:</p> <p>Idaho Montana Oregon</p>	
<p>A credit allowance will not be extended in accordance with conditions in <i>III.A.3.e.</i> and <i>III.D.3.c.</i> for repair of Telephone Company owned facilities used to provide DS1 and DS3 service.</p>	
<p>(4) For Switched Access Service, other than Entrance Facilities, Direct-Trunked Transport and Multiplexing, no credit shall be allowed for an interruption of less than twenty-four (24) hours. The customer shall be credited for an interruption of twenty-four (24) hours or more at the rate of 1/30 of any applicable monthly charge, assumed usage, or minimum monthly usage charge for each period of twenty-four (24) hours or major fraction thereof that the interruption continues.</p>	
<p>(5) For Common Channel Signaling System 7 (CCS7) Access Service, described in Section <i>VII.C.11.</i>, a credit allowance will be made for an interruption period of thirty (30) minutes or more. The allowance will be calculated at the rate of 1/1440 of the monthly charge for the portion of the service affected, for each thirty (30) minutes or major fraction thereof that the interruption continues. A major fraction is considered to be sixteen (16) minutes or more beyond the thirty (30) minute period.</p>	

**III. GENERAL REGULATIONS** (Continued)

<p>c. When a Credit Allowance Does Not Apply</p> <p>No credit allowance will be made for:</p> <p>(1) Interruptions caused by the negligence of the customer.</p>	
<p>(2) Interruptions of a service due to the failure of equipment or systems provided by the customer or others.</p>	
<p>(3) Interruptions of service during any period in which the Telephone Company is not afforded access to the premises where the service is terminated.</p>	
<p>(4) Interruptions of service when the customer has released that service to the Telephone Company for maintenance purposes, to make rearrangements, or for the implementation of an order for a change in the service during the time that was negotiated with the customer prior to the release of that service. Thereafter, a credit allowance as set forth in <i>III.D.3.b.(3)</i> preceding applies.</p>	
<p>(5) Interruptions of a service which continue because of the failure of the customer to authorize replacement of any element of special construction, as set forth in the applicable Interstate Special Construction tariff. The period for which no credit allowance is made begins on the seventh (7<sup>th</sup>) day after the customer receives the Telephone Company's written notification of the need for such replacement and ends on the day after receipt by the Telephone Company of the customer's written authorization for such replacement.</p>	
<p>(6) Periods when the customer elects not to release the service of testing and/or repair and continues to use it on an impaired basis.</p>	
<p>(7) An interruption or a group of interruptions, resulting from a common cause, for amounts less than one dollar (\$1.00).</p>	
<p>(8) Periods when the Telephone Company must temporarily interrupt an EIS, as defined in Section XVII., in order to prevent damage or disruption to the Telephone Company's network due to the customer's equipment.</p>	
<p>(9) For EIS elements, specified in Section XVII., no credit allowance will be made.</p>	
<p>Should the customer elect to use an alternative service provided by the Telephone Company during the period that a service is interrupted, the customer must pay the tariffed rates and charges for the alternative service used.</p>	
<p>In certain instances, the customer may be requested by the Telephone Company to surrender a service for purposes other than maintenance, testing or activity relating to a service order. If the customer consents, a credit allowance will be granted. The credit allowance will be 1/440 of the monthly rate for each period of thirty (30) minutes or fraction thereof that the service is surrendered. In no case will the credit allowance exceed the monthly rate for the service surrendered in any one (1) monthly billing period.</p>	

**III. GENERAL REGULATIONS** (Continued)

<p><b>4. <i>Re-establishment of Services Following Fire, Flood, or Other Occurrences</i></b></p> <p><b>a. Nonrecurring Charges Do Not Apply</b></p> <p>Charges do not apply for the re-establishment of service for the same customer following an interruption resulting from a fire, flood or other occurrence attributed to an Act of God provided that:</p> <p>(1) The service is of the same type as was provided prior to the interruption.</p>	
<p>(2) The service is at the same location on the same premises.</p>	
<p>(3) The re-establishment of service begins within sixty (60) days after Telephone Company service is available.</p>	
<p><b>b. Nonrecurring Charges Apply</b></p> <p>Nonrecurring charges apply for establishing service at a different location on the same premises or at a different premises pending re-establishment of service at the original location.</p>	
<p><b>5. <i>Access Services Provided by More Than One Telephone Company</i></b></p> <p>When Switched Transport or Special Transport service is provided by more than one (1) telephone company, the telephone companies involved will mutually agree upon one of the billing methods based upon the type of access service and the interconnection arrangements between the telephone companies.</p>	
<p>The Telephone Company will notify the customer which billing method will be used. The customer will place the ASR as in Section VI.C..</p> <p><b>a. Single Company Billing</b></p> <p>The Single Company Billing method may be applied to FGA Switched Access Service.</p>	
<p>The Telephone Company receiving the ASR from the customer, as specified in Section VI.C., will arrange to provide the service, determine the applicable charges and bill the customer for the entire service in accordance with its Access tariff. The airline mileage is determined using the V&amp;H method in the Exchange Carrier Association (ECA) Tariff FCC No. 4.</p>	

### **III. GENERAL REGULATIONS (Continued)**

<p>b. Meet Point Billing</p> <p>Meet Point Billing is required when an access service is provided by multiple Telephone Companies<sup>1</sup> for FGB, FGC and FGD Switched Access services and Special Access. It is optional for FGA Switched Access Services.</p>	
<p>There are two (2) Meet Point Billing Options -- Single Bill and Multiple Bill. The Telephone Company must notify the customer of:</p> <ul style="list-style-type: none"><li>- the Meet Point Billing Option that will be used,</li></ul>	
<ul style="list-style-type: none"><li>- the Telephone Company(s) that will render the bill(s),</li></ul>	
<ul style="list-style-type: none"><li>- the Telephone Company(s) to whom payment(s) should be remitted, and</li></ul>	
<ul style="list-style-type: none"><li>- the Telephone Company(s) that will provide the bill inquiry function.</li></ul>	
<p>The Telephone Company shall provide such notification at the time that an ASR is placed requesting access service. Additionally, the Telephone Company shall provide this notice in writing thirty (30) days in advance of any change.</p> <p>(1) Single Bill Option</p> <p>The Single Bill Option allows the customer to receive one (1) bill from one (1) telephone company or its billing agent for access services.</p>	
<p>The Telephone Company(s) that renders the bill to the customer may provide to the customer cross references to the other Telephone Company(s) service and/or the common circuit identifiers based upon industry standards as contained in the MECAB document. Should a billing dispute arise, the terms and conditions of the Billing Company(s) will apply.</p>	
<p>For usage rated access services the access minutes of use will be compiled by the Initial Billing Company and used by the Initial Billing Company and any subsequent Billing Company(s) for the development of access charges.</p> <ul style="list-style-type: none"><li>- The Initial Billing Company for FGB, FGC and FGD Switched Access services is normally the end user's serving office and for WATS usage the Initial Billing Company is normally the WATS serving office. When the Initial Billing Company is other than the normally designated Telephone Company, the Telephone Company will notify the customer.</li></ul>	

---

<sup>1</sup> Meet Point Billing option guidelines, as contained in the MECAB document, may also be applied to services provided by one (1) exchange carrier in two (2) or more states within a single LATA.

### III. GENERAL REGULATIONS (Continued)

<ul style="list-style-type: none"> <li>- The Subsequent Billing Company(s) is any Telephone Company(s) in whose territory a segment of the Switched Transport Facility is provided and/or where the CDP is located.</li> </ul>	
<p>The Single Bill option provides three (3) billing alternatives, Single Bill/Single Tariff, Single Bill/Pass-Through Billing and Single Bill/Multiple Tariff which are described in the following:</p> <p>(a) Single Bill/Single Tariff</p> <p>Each Telephone Company will receive an ASR or a copy of the ASR from the customer as specified in Section VI.C. and arrange to provide the service. The Initial Billing Company will:</p> <ul style="list-style-type: none"> <li>- determine the applicable charges and bill in accordance with its tariff;</li> </ul>	
<ul style="list-style-type: none"> <li>- include all recurring and nonrecurring rates and charges of its tariff; and</li> </ul>	
<ul style="list-style-type: none"> <li>- forward the bill to the customer.</li> </ul>	
<p>The customer will remit the payment to the Initial Billing Company.</p>	
<p>(b) Single Bill/Pass-Through Billing</p> <p>Each Telephone Company will receive an ASR or a copy of the ASR from the customer as specified in Section VI.C. and arrange to provide the service. Each Telephone Company will:</p> <ul style="list-style-type: none"> <li>- determine its portion of Switched Transport and/or Special Transport as in <i>III.D.4.b.(2)(a)</i> and <i>III.D.5.b.(2)(b)</i>.</li> </ul>	
<ul style="list-style-type: none"> <li>- determine the applicable charges and bill in accordance with its tariff;</li> </ul>	
<ul style="list-style-type: none"> <li>- include all recurring and nonrecurring rates and charges of its tariff; and</li> </ul>	
<ul style="list-style-type: none"> <li>- forward the bill to the Initial Billing Company for meet point billed access services.</li> </ul>	
<p>The Initial Billing Company will:</p>	
<ul style="list-style-type: none"> <li>- apply usage data, when needed, to the bill and calculate the charges;</li> </ul>	
<ul style="list-style-type: none"> <li>- identify each involved Telephone Company's charges separately on the bill;</li> </ul>	
<ul style="list-style-type: none"> <li>- combine all the bills of the involved Telephone Companies of a meet point billed access service into one (1) access bill;</li> </ul>	
<ul style="list-style-type: none"> <li>- forward the bill to the customer; and</li> </ul>	

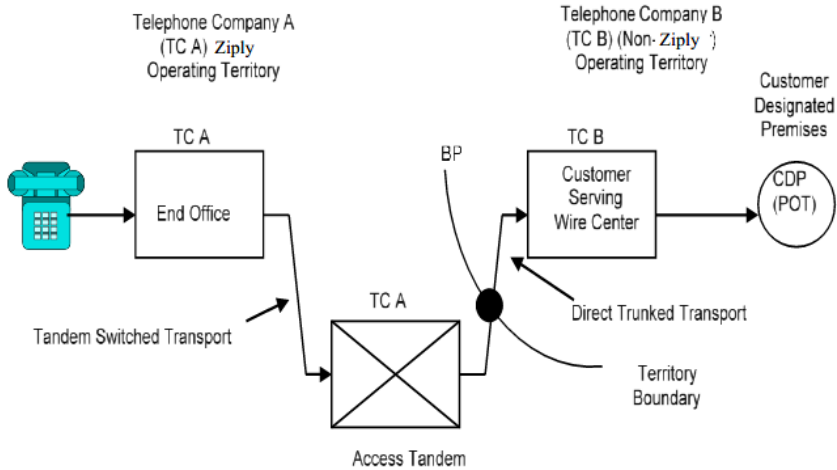
### III. GENERAL REGULATIONS (Continued)

<ul style="list-style-type: none"><li>- advise the customer how to remit the payment, either directly to each Telephone Company involved in the provision of this meet point billed service; or, as a single payment made to the Initial Billing Company. If payments are to be sent directly to the Initial Billing Company, the Subsequent Billing Company(s) will provide the customer with written authorization for the payment arrangement.</li></ul>	
<p>(c) Single Bill/Multiple Tariff</p> <p>Each Telephone Company will receive an ASR or a copy of the ASR from the customer as specified in Section VI.C. and arrange to provide the service. The Initial Billing Company will:</p> <ul style="list-style-type: none"><li>- determine each Telephone Company's portion of switched transport and/or special transport as set forth in <i>III.D.5.b.(2)(a)</i> and <i>III.D.4.b.(2)(b)</i>.</li></ul>	
<ul style="list-style-type: none"><li>- determine the applicable charges and bill in accordance with each Telephone Company's tariff;</li></ul>	
<ul style="list-style-type: none"><li>- include all recurring and nonrecurring charges for each involved Telephone Company;</li></ul>	
<ul style="list-style-type: none"><li>- identify each involved Telephone Company's charges separately on the bill;</li></ul>	
<ul style="list-style-type: none"><li>- forward the bill to the customer; and</li></ul>	
<ul style="list-style-type: none"><li>- advise the customer how to remit the payment, either directly to each Telephone Company involved in the provision of this meet point billed service; or, as a single payment made to the Initial Billing Company. If payments are to be sent directly to the Initial Billing Company, the Subsequent Billing Company(s) will provide the customer with written authorization for the payment arrangement.</li></ul>	

### III. GENERAL REGULATIONS (Continued)

<p>(2) Multiple Bill Option</p> <p>(a) Switched Access</p> <p>Multiple Bill – The customer will receive a bill from each Telephone Company providing the access service. Multiple bills will include all charges applicable to the individual portion of the access service provided by each Telephone Company. Such bills will include the following information in accordance with the MECAB Guidelines:</p> <ul style="list-style-type: none"><li>- Billing Account Referenced (BAR)</li><li>- Billing Account Cross Reference (BACR)</li><li>- Billing Account Number (BAN)</li><li>- End office NPA/NXX or End Office CLLI Code</li><li>- Common EC Circuit Identifiers (Special Access)</li><li>- Billing Percentages as listed in NECA Tariff No. 4</li><li>- Percent Interstate Usage (PIU)</li><li>- Usage "from" and "through" dates</li></ul>	
<p>For Switched Access Tandem-Switched Transport Services, the Telephone Company will determine the applicable charges as follows:</p> <p>Note: The following companies have nondistance sensitive Local Transport rates:</p> <p>N/A</p>	
<p>Determine the distance in airline miles using the V&amp;H method set forth in National Exchange Carrier Association Tariff FCC No. 4, between the Telephone Company's end office switch and the customer's serving wire center, or between the Telephone Company access tandem and the end office switch if Direct-Trunked Transport is ordered directly to the tandem.</p>	
<p>The airline distance in miles will be multiplied by the Tandem-Switched Transport Facility rate times the number of access minutes of use times the billing percentage to determine the appropriate Local Transport charges. The billing percentage is that portion of local transport to be billed by each company and is mutually agreed upon by the Telephone Companies involved in providing Access Services to the customer. Billing percentages are listed in National Exchange Carrier Association Tariff FCC No. 4.</p>	
<p>When Terminating Tandem Switched Transport is provided through a Telephone Company ILEC access Tandem and the Terminating End Office is owned by another Telephone ILEC Company or through an ILEC Access Tandem not owned by Telephone ILEC Company and the Terminating End Office is owned by Telephone ILEC Company, Terminating – Tandem 3<sup>rd</sup> Party rates are applicable, otherwise Terminating – Tandem End Office rates are applicable. When originating Tandem Switched Transport is provided, Originating rates are applicable.</p>	

### III. GENERAL REGULATIONS (Continued)

<p>Where the Tandem-Switched Transport-Facility is provided by more than one (1) telephone company, the Tandem-Switched Transport-Termination rate applies for the termination (i.e., the first point of switching and/or the end office serving the end user) at the Telephone Company end of the Tandem-Switched Transport. The Tandem Switched Transport Termination rate will not apply when the Telephone Company is the intermediate provider of the Switched Transport Facility.</p>	
<p>All other appropriate recurring and nonrecurring charges in each Telephone Company's access tariff are applicable. The Nonrecurring Charges for Switched Access, as set forth in Section XXI. following, apply in full.</p>	
<p>Example 1: Originating Switched Access (See Diagram 1)</p> <ul style="list-style-type: none"> <li>- Feature Group D Switched Access is ordered to End Office.</li> </ul>	
<ul style="list-style-type: none"> <li>- Originating End Office and Access Tandem are in the operating territory of a Telephone Company (TC-A).</li> </ul>	
<ul style="list-style-type: none"> <li>- Customer Designated Premises is in the operating territory of a Telephone Company (TC-B)</li> </ul>	
<ul style="list-style-type: none"> <li>- Assumptions: <ul style="list-style-type: none"> <li>- TC-A Direct Trunk Transport BP = 40%</li> <li>- TC-B Direct Trunk Transport BP = 60%</li> <li>- Direct Trunked Transport mileage = 26 mi.</li> <li>- Tandem Switched Transport mileage = 23 mi.</li> </ul> </li> </ul>	
<ul style="list-style-type: none"> <li>- Diagram 1</li> </ul> 	



### III. GENERAL REGULATIONS (Continued)

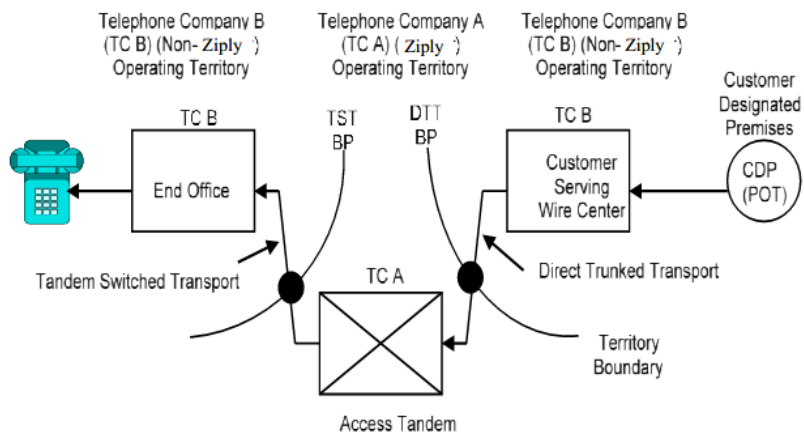
<ul style="list-style-type: none"> <li>- Telephone Company A charges are: <ul style="list-style-type: none"> <li>- End Office charges = 9,000 min. x EO rate</li> <li>- Tandem Switched Transport Facility charge = 9,000 min. x 23 mi. x TSF rate</li> <li>- Tandem Switched Transport Termination charge = 2 terminations x 9,000 min. x TST rate</li> <li>- Tandem Switching Rate = 9,000 min. x TS rate</li> <li>- Direct Trunked Facility charge = 26 mi. x DTF rate x 40%</li> <li>- Direct Trunked Termination charge = 1 termination x DTT rate</li> <li>- Shared Multiplexing charge = 9,000 min. x SM rate</li> </ul> </li> </ul>	
<p>Example 2: Terminating Switched Access – Tandem 3<sup>rd</sup> Party  (See Diagram 2A and 2B)</p> <ul style="list-style-type: none"> <li>- Feature Group D Switched Access is ordered to End Office.</li> </ul>	
<ul style="list-style-type: none"> <li>- Terminating Access Tandem is owned by Telephone ILEC Companies (TC-A) and End Office is owned by another Telephone Company (TC –B).</li> </ul>	
<ul style="list-style-type: none"> <li>- Assumptions: <ul style="list-style-type: none"> <li>- <sup>2</sup>TC-A Direct Trunk Transport BP = 40%</li> <li>- <sup>2</sup>TC-B Direct Trunk Transport BP = 60%</li> <li>- Direct Trunk Transport mileage = 26 mi.</li> <li>- TC-A Tandem Switched Transport BP = 20%</li> <li>- TC-B Tandem Switched Transport BP = 80%</li> <li>- Tandem Switched Transport mileage = 23 mi.</li> </ul> </li> </ul>	

---

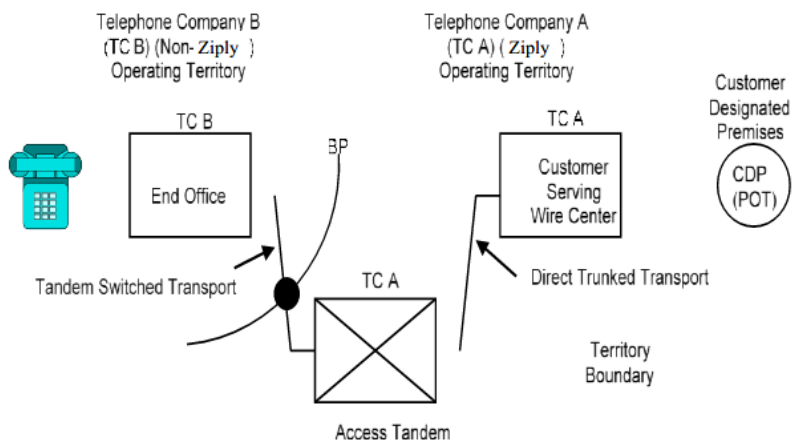
<sup>2</sup> Where applicable see Diagram 2A.

### III. GENERAL REGULATIONS (Continued)

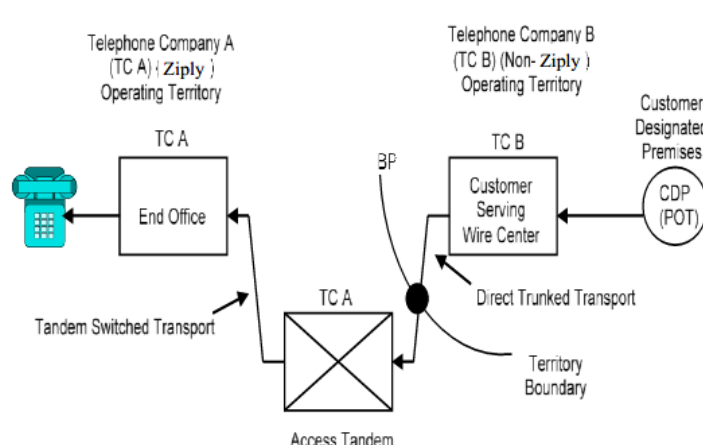
- Diagram 2A



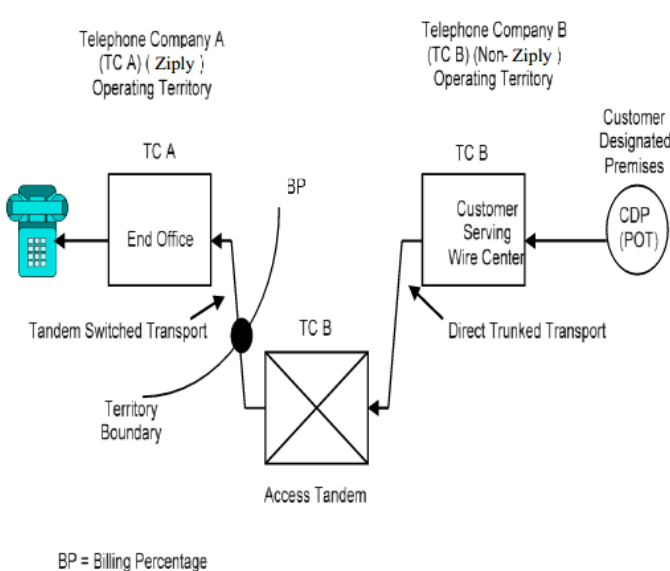
- Diagram 2B



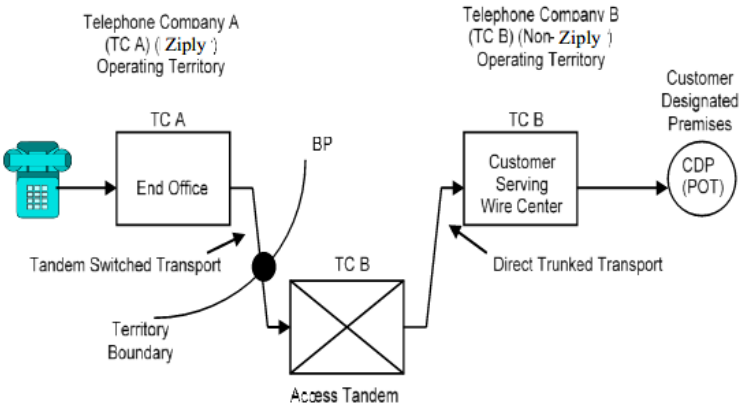
### III. GENERAL REGULATIONS (Continued)

<ul style="list-style-type: none"> <li>- Telephone Company A charges are: <ul style="list-style-type: none"> <li>- Tandem Switched Transport Facility-3rd Party charge = 9,000 min. x 23 mi. x TSF-3rd Party rate x 20%</li> <li>- Tandem Switched Transport Termination-3rd Party charge = 1 termination x 9,000 min. x TST – 3rd Party rate</li> <li>- Tandem Switching-3rd Party Rate = 9,000 min. x TS-3rd Party rate</li> <li>- Direct Trunked Facility charge <ul style="list-style-type: none"> <li>2A = 26 miles. x DTF rate x 40%</li> <li>2B = 26 miles. x DTF rate</li> </ul> </li> <li>- Direct Trunked Termination charge <ul style="list-style-type: none"> <li>2A = 1 termination x DTT rate</li> <li>2B = 2 termination x DTT rate</li> </ul> </li> <li>- Shared Multiplexing 3rd Party Charge = 9,000 min. x SM-3rd Party rate</li> </ul> </li> </ul>	
<p>Example 3: Terminating Switched Access – Tandem End Office (See Diagram 3)</p> <ul style="list-style-type: none"> <li>- Feature Group D Switched Access is ordered to End Office.</li> </ul>	
<ul style="list-style-type: none"> <li>- Terminating End Office and Access Tandem are both owned by Telephone ILEC Companies (TC-A).</li> </ul>	
<ul style="list-style-type: none"> <li>- Assumptions: <ul style="list-style-type: none"> <li>- TC-A Direct Trunk Transport BP = 40%</li> <li>- TC-B Direct Trunk Transport BP = 60%</li> <li>- Direct Trunk Transport mileage = 26 mi.</li> <li>- Tandem Switched Transport mileage = 23 mi.</li> </ul> </li> </ul>	
<ul style="list-style-type: none"> <li>- Diagram 3</li> </ul> 	

### III. GENERAL REGULATIONS (Continued)

<ul style="list-style-type: none"> <li>- Telephone Company A charges are: <ul style="list-style-type: none"> <li>- End Office Charges = 9,000 min. x EO rate</li> <li>- Tandem Switched Facility – End Office charge = 9,000 min. x 23 mi. x TSF-End Office rate.</li> <li>- Tandem Switched Transport Termination –End Office charge = 2 terminations x 9,000 min. x TST-End Office rate.</li> <li>- Tandem Switching – End Office charge = 9,000 min. x TS-End Office rate</li> <li>- Direct Trunked Facility Charge = 26 miles x DTF rate x 40%</li> <li>- Direct Trunked Termination charge = 1 termination x DTT rate</li> <li>- Shared Multiplexing charge = 9,000 min. x SM-End Office rate</li> </ul> </li> </ul>	
<p>Example 4: Terminating Switched Access – Tandem 3<sup>rd</sup> Party  (See Diagram 4)</p> <ul style="list-style-type: none"> <li>- Feature Group D Switched Access is ordered to End Office.</li> </ul>	
<ul style="list-style-type: none"> <li>- End Office is owned by Telephone Company (TC-A).</li> </ul>	
<ul style="list-style-type: none"> <li>- Access Tandem is owned by another Telephone ILEC Company (TC-B).</li> </ul>	
<ul style="list-style-type: none"> <li>- Diagram 4</li> </ul>  <p>BP = Billing Percentage</p>	

### III. GENERAL REGULATIONS (Continued)

<ul style="list-style-type: none"> <li>- Telephone Company A charges are: <ul style="list-style-type: none"> <li>- End Office Charges = 9,000 min. x EO rate</li> <li>- Tandem Switched Facility – 3<sup>rd</sup> Party charge = 9,000 min. x 23 mi. x TSF-3<sup>rd</sup> Party rate x 80%</li> <li>- Tandem Switched Transport Termination –3<sup>rd</sup> party charge = 1 termination x 9.000 min. x TST-3<sup>rd</sup> Party rate</li> </ul> </li> </ul>	
<p>Example 5: Originating Switched Access – Telephone ILEC Company owns only the End Office  (See Diagram 5)</p> <ul style="list-style-type: none"> <li>- Feature Group D Switched Access is ordered to End Office.</li> </ul>	
<ul style="list-style-type: none"> <li>- End Office is owned by Telephone Companies (TC-A).</li> </ul>	
<ul style="list-style-type: none"> <li>- Access Tandem is owned by another Telephone ILEC Company (TC-B).</li> </ul>	
<ul style="list-style-type: none"> <li>- Assumptions: <ul style="list-style-type: none"> <li>- Direct Trunk Transport mileage = 26 mi.</li> <li>- TC-A Tandem Switched Transport BP = 80%</li> <li>- TC-B Tandem Switched Transport BP = 20%</li> <li>- Tandem Switched Transport mileage = 23 mi</li> </ul> </li> </ul>	
<ul style="list-style-type: none"> <li>- Diagram 5</li> </ul>  <p>BP = Billing Percentage</p>	

### **III. GENERAL REGULATIONS (Continued)**

<ul style="list-style-type: none"> <li>- Telephone Company A charges are: <ul style="list-style-type: none"> <li>- End Office Charges = 9,000 min. x EO rate</li> <li>- Tandem Switched Transport Facility charge = 9,000 min. x 23 mi. x TSF rate x 80%.</li> <li>- Tandem Switched Transport Termination charge = 1 termination x 9,000 min. x TST rate.</li> </ul> </li> </ul>	
<p>(b) Special Access</p> <p>For Special Access Services and Switched Access Direct-Trunked Transport, the Telephone Company will determine the applicable charges as follows:</p>	
<p>Determine the distance in airline miles using the V&amp;H method set forth in National Exchange Carrier Association Tariff No. 4 between the locations involved; i.e., the serving wire center associated with a customer designated premise and an end office, or a Telephone Company hub, or two (2) Telephone Company hubs, a hub to an end office, or a hub to a tandem.</p>	
<p>The airline distance in miles will be multiplied by the Special Access Channel Mileage-Facility or Switched Access Direct-Trunked Transport Facility rate element times the billing percentage to determine the appropriate charges. The billing percentage is that portion of circuit mileage to be billed by each company involved in providing Access Services to the customer. Billing percentages are listed in National Exchange Carrier Association Tariff FCC No. 4.</p>	
<p>For Special Access, the total Channel Mileage charges shall be the Channel Mileage-Facility charge plus the Channel Mileage-Termination charges. The Channel Mileage-Termination Charge is always applied in full, once per channel mileage termination. The Channel Mileage-Termination rate does not apply when the Telephone Company provides an intermediate portion of a circuit mileage facility and no circuit mileage terminations.</p>	
<p>For Switched Access, the total Direct-Trunked Transport charges shall be the Direct-Trunked Transport Facility charge determined in <i>III.D.5.b.(2)(a)</i> preceding plus the Direct-Trunked Transport-Termination charges. The Termination charge is always applied in full, once per Direct-Trunked Transport Termination. The Termination charge does not apply when the Telephone Company provides an immediate portion of a Direct-Trunked Transport Facility and no Terminations.</p>	
<p>All other appropriate recurring and nonrecurring charges in each Telephone Company's access tariff are applicable. The Special Access Nonrecurring Charge for circuit installation applies in full once per Circuit Termination provided by the Telephone Company.</p>	
<p>(c) Transitional Interconnection Charge (TIC)</p> <p>The Transitional Interconnection Charge for Switched Transport shall be billed by the Telephone Company in whose territory the end office is located.</p>	

**III. GENERAL REGULATIONS** (Continued)

<p>(d) End Office Shared Trunk Port</p> <p>The End Office Shared Trunk Port for Tandem Switched Transport shall be billed by the Telephone Company in whose territory the end office is located.</p>	
<p>(e) Dedicated Trunk Ports</p> <p>For tandem routed trunks, the Access Tandem Trunk Port shall be billed by the Telephone Company owning the tandem. For end office direct routed trunks, the End Office Dedicated Trunk Port shall be billed by the Telephone Company owning the end office on a single bill, single tariff or multiple bill, multiple tariff meet point billing arrangement.</p>	
<p>(f) Shared Multiplexing</p> <p>The Shared Multiplexing Charge is assessed at both the Access Tandem and the End Office.</p>	
<p>The Shared Multiplexing Charge at the Access Tandem will be assessed to the interexchange carrier by the Telephone Company owning the access tandem under the multiple bill, multiple tariff meet point billing option, and to the initial billing company, by the Telephone Company owning the access tandem, under the single bill, single tariff meet point billing option.</p>	
<p>c. EAS Arrangements</p> <p>Where a customer utilizes FGA Switched Access Services to originate or terminate calls within an Extended Area Service (EAS) calling area provided by more than one (1) telephone company, the Telephone Company may apply additional Switched Access Service charges as set forth in (1) and (2) following, provided the following criteria are met:</p> <ul style="list-style-type: none"><li>- The Telephone Companies involved are not the same Telephone Company and do not provide service under the same Access Service tariff,</li></ul>	
<ul style="list-style-type: none"><li>- The Telephone Companies do not have a revenue sharing arrangement where one Telephone Company bills the total cost of access which includes the other Telephone Company's cost of access,</li></ul>	

### III. GENERAL REGULATIONS (Continued)

<ul style="list-style-type: none"><li>- The Telephone Companies involved do not bill Switched Access charges in accordance with the Multiple Company Billing Arrangement for subtending end offices of a Telephone Company access tandem as set forth in <i>b.</i> preceding.</li></ul> <p>(1) For FGA usage which originates or terminates at a Telephone Company end office within an EAS calling area where the first point of switching (dial tone office) is provided by a different Telephone Company, the Telephone Company will apply Local Transport and Circuit Connection rates to originating access minutes, plus end office rates to originating and terminating access minutes as set forth in Section XXI. following. Such Switched Access charges will be in addition to those charges assessed by the Telephone Company in whose exchange the first point of switching (dial tone office) is located. Such usage will be determined as set forth in (2) following.</p>	
<p>(2) FGA usage originating or terminating at Telephone Company end offices in EAS arrangements shall be determined as follows:</p> <p>(a) Where end office specific usage data are available, such data will be used to determine the charges.</p>	
<p>(b) Where end office specific usage data is not available, the total originating and/or terminating usage will be the measured usage or assumed usage at the first point of switching (i.e., dial tone office for FGA). Originating and/or terminating usage will be determined based upon the ratios of the total number of subscriber lines in the Telephone Company exchange to the total number of subscriber lines in the EAS calling area. These ratios will be applied to the total number of originating and/or terminating access minutes to determine the access minutes for the Telephone Company exchange.</p>	
<p>(3) The ratio used to calculate the access minutes as set forth in (2) preceding will be determined by the Telephone Company and provided to the customer upon request.</p>	
<p><b>6. <i>Cancellation of an Order for Service</i></b></p> <p>Provisions for the cancellation of an order for service are set forth in Section VI.C.3. following.</p>	
<p><b>7. <i>Title or Ownership Rights</i></b></p> <p>The payment of rates and charges by Customers for the services offered under the provisions of this tariff does not assign, confer or transfer title or ownership rights to proposals or facilities developed or utilized, respectively, by the Telephone Company in the provision of such services.</p>	



### III. GENERAL REGULATIONS (Continued)

<p>8. <i>Performance Commitment Program</i></p> <p>All refunds under the Performance Commitment Program will be provided as a credit adjustment to the customer's bill.</p> <p>a. Performance Commitment Program – Provisioning</p> <p>The Telephone Company assures that orders for service will be installed and available for customer use no later than the Service Date as referenced in Section VI.A.2. Service Date Intervals. The failure of the Telephone Company to meet the service date of an ASR will result in the refund of all NRCs associated with that ASR. The Telephone Company's liability for failure to meet this commitment is limited to the refund of the NRCs for the ASR associated with the missed Service Date.</p>											
<p>The Performance Commitment Program - Provisioning does not apply:</p> <p>(1) when failure to meet the Service Date occurs because of conditions listed in III.A.3.e. or due to actions of the customer.</p>											
<p>(2) to Special Construction as provided in the applicable Interstate Special Construction Tariff.</p>											
<p>(3) When the Telephone Company is not the Access Service Coordination Exchange Carrier (ASC-EC) and the Service Date is not met by the LEC acting as ASC-EC for its portion of the service. See table below for indication of when the NRC refund will apply:</p> <table><tr><td></td><td>Ziply <u>ASC-EC</u></td><td>Another <u>LEC ASC-EC</u></td></tr><tr><td>Ziply Telephone Company Misses Date</td><td>Refund applies</td><td>Refund applies</td></tr><tr><td>Another LEC Misses Date</td><td>Refund applies</td><td>Refund does not apply</td></tr></table>				Ziply <u>ASC-EC</u>	Another <u>LEC ASC-EC</u>	Ziply Telephone Company Misses Date	Refund applies	Refund applies	Another LEC Misses Date	Refund applies	Refund does not apply
	Ziply <u>ASC-EC</u>	Another <u>LEC ASC-EC</u>									
Ziply Telephone Company Misses Date	Refund applies	Refund applies									
Another LEC Misses Date	Refund applies	Refund does not apply									
<p>(4) to Expanded Interconnection Services as provided in Section XVII..</p>											
<p>b. Performance Commitment Program – IC Desired Due Date For PIC Installation</p> <p>The Telephone Company assures that the IC Desired Due Date (ICDDD) for PIC Installation, as set forth in Section X.C.3.k., will be provided as negotiated. The failure of the Telephone Company to meet the ICDDD will result in the refund, to the IC's end user/agent customer, of the Nonrecurring Charge for Primary Interexchange Carrier, as set forth in Section XXI..</p>											

### III. GENERAL REGULATIONS (Continued)

<p><b>E. <u>Connections</u></b></p> <p><b>1. <i>General</i></b></p> <p>Equipment and Systems (i.e., terminal equipment, multiline terminating systems and communications systems) may be connected with Switched and Special Access Service furnished by the Telephone Company where such connection or interconnection is made in accordance with the provisions specified in Technical Reference Publication AS No. 1 and in 2.1 preceding.</p>	
<p><b>2. <i>Standard Access Service Connections</i></b></p> <p>Access services are provided by means of wire, fiber optics, radio or any other suitable technology or a combination thereof. Special Access service connections are made directly or through a Telephone Company hub where bridging or multiplexing functions are performed. These connections can either be analog or digital.</p>	
<p><b>3. <i>Expanded Interconnection Service (EIS) – Fiber Optic</i></b></p> <p>Fiber Optic EIS provides a customer with space and associated requirements such as power and environmental conditioning within or near a Telephone Company wire center to locate certain fiber optic facilities and equipment, and an interconnection with certain Telephone Company provided facilities.</p>	
<p>EIS will be provided subject to the regulations and rates and charges set forth in Section XVII..</p>	
<p><b>4. <i>Expanded Interconnection Service (EIS) – Microwave</i></b></p> <p>Microwave EIS provides a customer with space and associated requirements such as power and environmental conditioning within a Telephone Company wire center to locate certain microwave facilities and equipment, and a connection to certain Telephone Company provided facilities.</p>	
<p>Customer-provided microwave facilities, equipment and support structures may be located in, on or above the exterior walls and roof of Telephone Company wire center. Such interconnection must be made in accordance with the provisions specified in III.A.. These interconnections will be provided subject to the regulations set forth in Section XVII..</p>	
<p><b>F. <u>Definitions</u></b></p> <p><b><i>Access Area:</i></b></p> <p>The term "Access Area" denotes a specific calling area serviced by one (1) or more Central Offices associated with the various Switched Access Services offered under this tariff. The size and configuration of the Access Area a customer obtains is dependent upon the Feature Group type and the specific characteristics of the Central Office or Telephone Company Access Tandem Network in which the connection is made.</p>	

### **III. GENERAL REGULATIONS** (Continued)

<p><i>Access Code:</i></p> <p>The term "Access Code" denotes a uniform five (5) or seven (7) digit code assigned by the Telephone Company to an individual customer. The five (5) digit code has the form 10XXX, and the seven (7) digit code has the form 101XXXX, 950-1/0XXX, or 1+950-1/0XXX.</p>	
<p><i>Access Minute:</i></p> <p>The unit of usage of exchange facilities in interstate or foreign service for the purpose of calculating chargeable usage. On the originating end of an interstate or foreign call, usage is measured from the time the originating end user's call is delivered by the Telephone Company to, and acknowledged as received by, the customer's facilities connected with the originating exchange. On the terminating end of an interstate or foreign call, usage is measured from the time the call is received by the end user in the terminating exchange. Timing of usage at both originating and terminating ends of an interstate or foreign call shall terminate when the calling or called party disconnects, whichever event is recognized first in the originating and terminating end exchanges, as applicable.</p>	
<p><i>Access Service Request:</i></p> <p>The term "Access Service Request" (ASR) denotes a document (i.e., order) used by the Telephone Company to process a customer's request for Access Services as offered throughout this tariff.</p>	
<p><i>Access Tandem:</i></p> <p>A Telephone Company or centralized equal access provider switching system that provides a concentration and distribution function for originating or terminating traffic between end offices and a customer's premises.</p>	
<p><i>Access Tandem Network:</i></p> <p>The term "Access Tandem Network" denotes the network of trunk groups that provide a concentration and distribution function for originating and/or terminating Switched Access traffic between a single access tandem and Telephone Company subtending end offices.</p>	
<p><i>Agent:</i></p> <p>The term "Agent" is defined as that person or entity that the Telephone Company acknowledges as the possessor of authority to make decisions pertaining to instrument placement, subscription authorization, and access or usage control of Public or Semipublic Pay Telephone Service or, that person or entity duly authorized to act in that capacity by the owner of the premises.</p>	
<p><i>Aggregator:</i></p> <p>The term "Aggregator" denotes any individual, partnership, association, joint-stock company, trust or corporation that, in the ordinary course of its operations, makes telephones available to the public or to transient users of its premises, for interstate telephone calls using a provider of operator services.</p>	

### **III. GENERAL REGULATIONS** (Continued)

<i>Alternate Billing Service:</i>  The term "Alternate Billing Service" (ABS) denotes the ability of the end user to bill calls to an account not necessarily associated with the originating line, including calling card, collect and third number billing.	
<i>Annual Underutilization Liability:</i>  The term "Annual Underutilization Liability" denotes a per unit amount which may be billed annually if fewer services are in use utilizing specially constructed facilities at filed tariff rates than were originally specially constructed.	
<i>Answer Message:</i>  The term "Answer Message" denotes an SS7 message sent in the backward direction to indicate that the call has been answered.	
<i>Answer/Disconnect Supervision:</i>  The transmission of the switch trunk equipment supervisory signal (off-hook or on-hook) to the customer's point of termination as an indication that the called party has answered or disconnected.	
<i>Area of Service:</i>  The term "Area of Service" (AOS) routing denotes the ability to ensure that 800/888 calls originate from subscribed service areas.	
<i>Attempt:</i>  The term "Attempt" denotes a call in the originating direction from an end user to a CDP which is completed (answered) or not completed (not answered) and a call in the terminating direction from a CDP to a customer which is completed (answered) or not completed (not answered).	
<i>Attenuation Distortion:</i>  The term "Attenuation Distortion" denotes the difference in loss at specified frequencies relative to the loss at 1004 Hz, unless otherwise specified.	
<i>Balance (100-Type) Test Line:</i>  The term "Balance (100-Type) Test Line" denotes a standard feature of FGA, FGB, FGC, FGD, and 800/888 Access Service and refers to the end office termination provided for balance and noise testing. The termination provides off-hook supervision to the calling end, and terminates the line or trunk in a resistive and capacitive arrangement which simulates the characteristic impedance of the end office.	
<i>BHMC:</i>  See Busy Hour Minutes of Capacity.	

### **III. GENERAL REGULATIONS** (Continued)

<i>Billed Number Screening:</i>  The term "Billed Number Screening" (BNS) denotes the process of utilizing a line information data base to determine billing number acceptance for collect and third number calls and to perform public telephone line number checks to prevent the alternate billing of calls to public coin telephone lines.	
<i>Bit:</i>  The term "Bit" denotes the smallest unit of information in the binary system of notation.	
<i>Bridging:</i>  The term "Bridging" denotes the connection of one (1) or more circuits in parallel with another circuit without interrupting the continuity of the first circuit.	
<i>Bridging Wire Center:</i>  The term "Bridging Wire Center" denotes the telephone company designated wire center in which bridging is accomplished.	
<i>Business Day:</i>  The times of day that a company is open for business. Business day hours for the Telephone Company may be determined by contacting the business office.	
<i>Busy Hour Minutes of Capacity (BHMC):</i>  The customer specified maximum amount of Switched Access Service access minutes the customer expects to be handled in an end office switch during any hour in an 8:00 a.m. to 11:00 p.m. period for the Switched Access Service ordered. This customer furnished BHMC quantity is the input data the Telephone Company uses to determine the number of transmission paths for the Switched Access Service ordered.	
<i>Busy Season:</i>  The term "Busy Season" denotes the four (4) consecutive weeks of the calendar year having the highest daily busiest hour traffic load based on a five (5) day week. Normally the five (5) day week consists of Monday through Friday. Where weekend traffic is greater than weekday traffic, one or both weekend days may be used as a substitute for a weekday as long as a consistent five (5) day week is maintained for the four (4) consecutive weeks.	
<i>Byte:</i>  The term "Byte" denotes a sequence or group of eight (8) bits that represents one (1) character.	
<i>C-Conditioning:</i>  The term "C-Conditioning" denotes a telephone company special treatment of the transmission path in order to control attenuation and envelope delay distortion.	

### **III. GENERAL REGULATIONS** (Continued)

<p><i>C-Message Noise:</i></p> <p>The term "C-Message Noise" denotes the frequency weighted average noise within an idle voice circuit. The frequency weighting, called C-message, is used to simulate the frequency characteristic of the 500-type telephone set and the hearing of the average subscriber.</p>	
<p><i>C-Notched Noise:</i></p> <p>The term "C-Notched Noise" denotes the frequency weighted noise on a voice circuit with a holding tone, which is removed at the measuring end through a notch (very narrow band) filter.</p>	
<p><i>CCS:</i></p> <p>The term "CCS" denotes a hundred call-seconds which is a standard unit of traffic load that is equal to 100 seconds of usage or capacity of a group of lines or trunks.</p>	
<p><i>Call:</i></p> <p>A customer attempt for which the complete address code (e.g., 0-, 911, or 10 digits) is provided to the serving dial tone office.</p>	
<p><i>Call Branding:</i></p> <p>Call Branding is the act of providing customer identification, audibly and distinctly, to the caller at the beginning of a Preferred Directory Assistance call.</p>	
<p><i>Carrier or Common Carrier:</i></p> <p>See Interexchange Carrier.</p>	
<p><i>Carrier Identification Code:</i></p> <p>The term "Carrier Identification Code ("CIC") identifies the interexchange carrier.</p>	
<p><i>Cellular Mobile Carrier (CMC):</i></p> <p>The term "Cellular Mobile Carrier" (CMC) denotes a Common Carrier authorized by the Federal Communications Commission to provide cellular mobile radio telecommunications services.</p>	
<p><i>Central Office:</i></p> <p>A local Telephone Company switching system where Telephone Exchange Service customer station loops are terminated for purposes of interconnection to each other and to trunks.</p>	

### **III. GENERAL REGULATIONS** (Continued)

<p><i>Central Office Loop Around Test Line:</i></p> <p>The term "Central Office Loop Around Test Line" denotes equipment in the Telephone Company's end office which provides a means for making two-way transmission tests for Switched Access services. These transmission tests are normally for the measurement of level and noise tests. This arrangement has two (2) terminations, each reached by means of a separate seven (7) digit number.</p>	
<p><i>Central Office Prefix:</i></p> <p>The term "Central Office Prefix" denotes the first three (3) digits (NXX) of the telephone number assigned to a telephone company subscriber's local service.</p>	
<p><i>Centralized Automatic Reporting on Trunks (CAROT) Testing:</i></p> <p>The term "Centralized Automatic Reporting on Trunks (CAROT) Testing" denotes a type of testing which includes the capacity for measuring the 1000 Hz loss, C-message weighted noise, C-notched noise, loss slope, and the provision of a balance termination.</p>	
<p><i>Channel Service Unit:</i></p> <p>The term "Channel Service Unit" denotes customer premises equipment which performs one (1) or more of the following functions: termination of a digital facility, regeneration of digital signals, detection and/or correction of signal format error, and remote loop back.</p>	
<p><i>Channelize:</i></p> <p>The term "Channelize" denotes the process of multiplexing-demultiplexing wider bandwidth or higher speed channels into narrow bandwidth or lower speed channels.</p>	
<p><i>Circuit:</i></p> <p>The term "Circuit" denotes an electrical or photonic, in the case of fiber optic based transmission systems, communications path between two (2) or more points of termination.</p>	
<p><i>Circuit Code:</i></p> <p>The term "Circuit Code" denotes the service class routing of an SS7 call that indicates the interexchange carrier trunk group to which the traffic will be routed (e.g. 0+, 0-, 500, 900, etc).</p>	
<p><i>Coin Station:</i></p> <p>A location where telephone equipment is provided in a public place where end users can originate telephonic communications and pay the applicable charges by inserting coins into the equipment.</p>	

**III. GENERAL REGULATIONS (Continued)**

<p><i>Commingling:</i></p> <p>The term "Commingling" means the connecting, attaching, or otherwise linking of an unbundled network element (UNE), or a combination of unbundled network elements (UNEs), to one (1) or more facilities or services that a requesting telecommunications carrier has obtained at wholesale from an incumbent LEC, or the combining of an UNE, or a combination of UNEs, with one (1) or more such facilities or services.</p>	
<p><i>Common Channel Signaling:</i></p> <p>The term "Common Channel Signaling" (CCS) denotes a high speed packet switched communications network which is separate (out of band) from the public packet switched and message networks. Its purpose is to carry addressed signaling messages for individual trunk circuits and/or database related services between Signaling Points in the CCS network.</p>	
<p><i>Common Channel Signaling System 7 Network (CCS7):</i></p> <p>The term "Common Channel Signaling System 7 Network" (CCS7) denotes a dedicated out-of-band signaling network which utilizes Signaling System 7 (SS7) protocol to provide call handling and data base access services.</p>	
<p><i>Common Line:</i></p> <p>The term "Common Line" denotes a line, trunk, coin line or other facility provided under the Telephone Company General and/or Local Tariffs, terminated on a Central Office switch. A Common Line - Residence is a line or trunk provided under the residence regulations of the Telephone Company General and/or Local Tariffs. A Common Line - Business is a line or trunk provided under the business regulations of the Telephone Company General and/or Local Tariffs. A coin line is a line provided under the public and/or semi-public service regulations of the Telephone Company General and/or Local Tariffs.</p>	
<p><i>Communications System:</i></p> <p>The term "Communications System" denotes circuits and other facilities which are capable of communications between terminal equipment provided by other than the Telephone Company or Telephone Company stations.</p>	
<p><i>Competitive County:</i></p> <p>The term "Competitive County" denotes that the geographic unit of a county or county-equivalent that passes or has passed a competitive market test specified by the FCC. Competitive County also denotes a county or county-equivalent that failed a competitive market test specified by the FCC, but was granted Phase II, Level 2 pricing flexibility prior to June 1, 2017.</p>	



### **III. GENERAL REGULATIONS** (Continued)

<p><i>Confirmed ASR:</i></p> <p>The term "Confirmed ASR" denotes a customer's ASR for a) Switched Access service which the Telephone Company has processed with the Engineering Department to confirm for the customer and the Telephone Company the availability of facilities and/or equipment, and b) Special Access service for which the Telephone Company confirms to the customer that the established due date can be met. The date the ASR is confirmed, the standard service date interval commences.</p>	
<p><i>Confirming Design Layout Report Date:</i></p> <p>The term "Confirming Design Layout Report (CDLR) Date" identifies the date that the Telephone Company is scheduled to receive confirmation that the Design Layout Report provided by the Telephone Company for a confirmed ASR is acceptable.</p>	
<p><i>Conventional Signaling:</i></p> <p>The term "Conventional Signaling" denotes the inter-machine signaling system which has been traditionally used in North America for the purpose of transmitting the called number's address digits from the originating end office to the switching machine which will terminate the call. In this system, all of the dialed digits are received by the originating switching machine, a path is selected, and the sequence of supervisory signals and outpulsed digits is initiated. No overlap outpulsing, ten-digit ANI, ANI information digits, or acknowledgement wink are included in this signaling sequence.</p>	
<p><i>Customer:</i></p> <p>The term "Customer" denotes any individual, partnership, association, joint-stock company, trust, corporation, or governmental entity or any other entity which subscribes to the services offered under this tariff, including Interexchange Carriers (ICs), alternative access providers, facility based carriers, end users, Information and Enhanced Service Providers.</p>	
<p><i>Customer Designated Location:</i></p> <p>The term "Customer Designated Premises" (CDP) denotes a location specified by the customer for the purpose of terminating services. The Telephone Company must have access to the location to perform installation, testing, and maintenance functions. The customer may or may not have access to the location. CDPs include locations such as customer premises, end user premises, customer repeater stations, customer microwave towers, a Telephone Company's first point of switching, some other point where Telephone Company testing can occur, etc. A CDP may be designated by the customer for Switched Access, Special Access, or both in combination. Customer transmission facilities and equipment terminated in Telephone Company central offices under EIS arrangements, as defined in Section 16 are not considered a CDP. However, Telephone Company Special Access Services may be interconnected to such customer equipment using a Cross Connect arrangement.</p>	
<p><i>Customer Designated Premises:</i></p> <p>The premises specified by the customer for the provision of Access Service.</p>	

### **III. GENERAL REGULATIONS (Continued)**

<i>Customer Message:</i>  A completed interstate call originated by a customer's end user. A customer message begins when answer supervision from the premise of the ordering customer is received by Telephone company recording equipment indicating that the called party has answered. A message ends when disconnect supervision is received by Telephone Company recording equipment from either the premise of the ordering customer or the customer's end user premise from which the call originated.	
<i>D-Conditioning:</i>  The term "D-Conditioning" denotes a Telephone Company special treatment of the transmission path in order to control C-notched noise and intermodulation distortion.	
<i>Daily Busiest Hour:</i>  The term "Daily Busiest Hour" denotes the highest usage hour for each day with the reading taken on the clock hour or half hour. The clock hour or half hour selection varies from day to day, depending upon the usage measured. The Daily Busiest Hour is also known as the Bouncing Busy Hour.	
<i>Data Transmission (107 Type) Test Line:</i>  An arrangement which provides for a connection to a signal source which provides test signals for one-way testing of data and voice transmission parameters.	
<i>Decibel:</i>  The term "Decibel" denotes a unit used to express relative differences in power, usually between acoustic or electric signals, equal to ten (10) times the common logarithm of the ratio of two (2) signal powers.	
<i>Decibel Reference Noise C-Message Referenced to 0:</i>  The term "Decibel Reference Noise C-Message Referenced to 0" denotes noise power in "Decibel Reference Noise C-Message Weighting" referred to or measured at a zero transmission level point.	
<i>Decibel Reference Noise C-Message Weighting:</i>  The term "Decibel Reference Noise C-Message Weighting" denotes noise power measurements with C-Message Weighting in decibels relative to a reference 1000 Hz tone of 90 dB below 1 milliwatt.	
<i>Digital Subscriber Line (DSL) Service:</i>  Digital Subscriber Line Service (DSL) is a high-speed data access service that uses asymmetrical digital subscriber line technology.	
<i>Digital Switched 56 Service:</i>  A switched access optional feature available with Feature Group D Access, which provides for data transmission at up to 56 Kilobits per second.	

### **III. GENERAL REGULATIONS** (Continued)

<i>Direct-Trunked Transport:</i>  The term "Direct-Trunked Transport" denotes transport from the serving wire center to the end office or from the serving wire center to the access tandem on circuits dedicated to the use of a single customer.	
<i>DS-1:</i>  Digital Signal level one (DS1) provides a high capacity channel interface for use in providing point to point digital transmission. It handles simultaneous two-way transmission at the rate of 1.544 Mbps.	
<i>DS-3:</i>  Digital signal level three (DS3) provides a high capacity channel interface for use in providing point to point digital transmission. It handles simultaneous two-way transmission at the rate of 44.736 Mbps.	
<i>Dual Tone Multifrequency Address Signaling:</i>  The term "Dual Tone Multifrequency (DTMF) Address Signaling" denotes a type of signaling that is an optional feature of FGA. It may be utilized when FGA is being used in the terminating direction. An office arranged for signaling would expect to receive address signals from the IC in the form of DTMF format.	
<i>Echo Control:</i>  The term "Echo Control" denotes the control of reflected signals in a telephone transmission path.	
<i>Echo Path Loss:</i>  The term "Echo Path Loss" denotes the measure of reflected signal at a four-wire interface without regard to the send and receive Transmission Level Point (TLP).	
<i>Echo Return Loss:</i>  The term "Echo Return Loss" denotes a frequency weighted measure of return loss over the middle of the voiceband (approximately 500 to 2500 Hz) where talker echo is most annoying.	
<i>Effective Four-Wire (4):</i>  A condition which permits the simultaneous independent transmission of information in both directions over a channel. The method of implementing effective four-wire transmission is at the discretion of the Telephone Company (physical, time domain, frequency-domain separation or echo cancellation techniques.	
<i>Effective Two-Wire (2):</i>  A condition which permits the simultaneous transmission in both directions over a channel, which does not insure independent information transmission in both directions. Effective two-wire channels may be terminated with two-wire or four-wire interfaces.	

### **III. GENERAL REGULATIONS** (Continued)

<p><i>End Office Switch:</i></p> <p>A local Telephone Company switching system where Telephone Exchange Service customer common lines are terminated for purposes of interconnection to trunks. Included are Remote Switching Modules and Remote Switching Systems served by a host office in a different wire center.</p>	
<p><i>End User:</i></p> <p>Any customer of an interstate or foreign telecommunications service that is not a carrier, except that a carrier shall be deemed to be an "end user" to the extent that such carrier uses a telecommunications service for administrative purposes, without making such service available to others, directly or indirectly.</p>	
<p><i>Engineering Review:</i></p> <p>The term "Engineering Review" denotes the examination of an ASR with a customer requested change to determine if a design change is required. It includes, but is not limited to, the review for possible change requirements in equipment, interfaces, circuit configurations, engineering records, and billing.</p>	
<p><i>Enhanced Service Provider:</i></p> <p>The term "Enhanced Service Provider" denotes a customer who offers the capability for generating, acquiring, storing, transforming, processing, retrieving, utilizing, or making available information which may be conveyed via telecommunications, except that such service does not include, 1.) any use of any such capability for the management, control, or operation of a telecommunications system or the management of a telecommunications system, or 2.) the provision of time, weather, and such other similar audio services that are offered by any Telephone Company.</p>	
<p><i>Entrance Facility:</i></p> <p>The term "Entrance Facility" denotes a Switched Access Service dedicated Local Transport facility between the customer's serving wire center and the customer designated premises.</p>	
<p><i>Entry Switch:</i></p> <p>See First Point of Switching.</p>	
<p><i>Envelope Delay Distortion:</i></p> <p>The term "Envelope Delay Distortion" denotes a measure of the linearity of the phase versus frequency of a channel.</p>	
<p><i>Equal Level Echo Path Loss:</i></p> <p>The term "Equal Level Echo Path Loss" (ELEPL) denotes the measure of Echo Path Loss (EPL) at a 4-wire interface which is corrected by the difference between the send and receive Transmission Level Point (TLP). [ELEPL = TLP (send) + TLP (receive)]</p>	

### III. GENERAL REGULATIONS (Continued)

<p><i>Excess Capacity:</i></p> <p>The term "Excess Capacity" denotes a quantity of services requested by the customer which is greater than that which the Telephone Company would construct to fulfill the customer's ASR.</p>	
<p><i>Exchange:</i></p> <p>A unit generally smaller than a local access and transport area, established by the Telephone Company for the administration of communications service in a specified area which usually embraces a city, town or village and its environs. It consists of one (1) or more central offices together with the associated facilities used in furnishing communications service within that area. The exchange includes any Extended Area Service Area that is an enlargement of a Telephone Company's exchange area to include nearby exchanges.</p>	
<p><i>Exchange Access Signaling:</i></p> <p>The term "Exchange Access Signaling" denotes the signaling system used by equal access end offices to transmit originating information and address digits to the customer's premises and includes the means of verifying the receipt of these address digits. Features of this system include overlap outpulsing (in suitable equipped end offices), identification of the type of call, identification of the ten-digit telephone number of the calling party, and acknowledgement wink supervisory signals.</p>	
<p><i>Existing Suitable Space:</i></p> <p>The term "Existing Suitable Space" denotes a space in which ac/dc power, heat and air conditioning, battery and generator back-up power, and other requirements necessary for provision of wire center equipment currently exists.</p>	
<p><i>Exit Message:</i></p> <p>The term "Exit Message" denotes an SS7 message sent to an end office by the Telephone Company tandem switch to mark the connect time when the Telephone Company's tandem switch sends an Initial Address Message to a customer.</p>	
<p><i>Expanded Interconnection Service (EIS):</i></p> <p>The term "Expanded Interconnection Service" (EIS) denotes services which provide customers with the capability of terminating basic fiber optic and microwave transmission facilities, including optical terminating equipment and multiplexers in the Telephone Company central offices (physical) or outside the central office in a manhole or other similar location (virtual).</p>	
<p><i>Expected Measured Loss:</i></p> <p>The term "Expected Measured Loss" denotes a calculated loss which specifies the end-to-end 1004-Hz loss on a terminated test connection between two (2) readily accessible manual or remote test points. It is the sum of the inserted connection loss and test access loss including any test pads.</p>	

### **III. GENERAL REGULATIONS** (Continued)

<p><i>Extended Area Service:</i></p> <p>The term "Extended Area Service" (EAS) denotes an arrangement whereby a customer in one exchange can call a local number in another exchange that is part of the extended area without paying a toll charge.</p>	
<p><i>Facility:</i></p> <p>The term "Facility" denotes generically the various transmission media used for the transmission of telecommunications service. This included, but is not limited to, cable (copper pair, coaxial and fiber optic) and microwave radio equipment.</p>	
<p><i>Field Identifier:</i></p> <p>The term "Field Identifier" denotes two (2) to four (4) characters that are used on service orders to convey specific instructions. Field Identifiers may or may not have associated data. Selected Field Identifiers are used in Telephone Company billing systems to generate nonrecurring charges.</p>	
<p><i>Firm Order Confirmation Date:</i></p> <p>The term "Firm Order Confirmation (FOC) Date" denotes the date that the Telephone Company will provide the schedule of dates for the provisioning activities associated with the customer's request for service.</p>	
<p><i>First Come - First Served:</i></p> <p>The term "First Come - First Served" denotes a procedure followed by the Telephone Company to process fully completed Access Orders according to the sequence in which they are received.</p>	
<p><i>First Point of Switching:</i></p> <p>The first Telephone Company or centralized equal access provider location at which switching occurs on the terminating path of a call proceeding from the customer premises to the terminating end office and, at the same time, the last Telephone Company or centralized equal access provider location at which switching occurs on the originating path of a call proceeding from the originating end office to the IC or customer premises.</p>	
<p><i>Four-Wire to Two-Wire Conversion:</i></p> <p>The term "Four-Wire to Two-Wire Conversion" denotes an arrangement which converts a four-wire transmission path to a two-wire transmission path to allow a four-wire facility to terminate in a two-wire entity such as a central office switch trunk circuit or switching system.</p>	
<p><i>Frequency Shift:</i></p> <p>The term "Frequency Shift" denotes the change in the frequency of a tone as it is transmitted over a channel.</p>	

### **III. GENERAL REGULATIONS** (Continued)

<p><i>Gateway Switch:</i></p> <p>The switch through which communication passes between public packet switched networks.</p>	
<p><i>Geographically Aggregated Rate (GAR):</i></p> <p>The term "Geographically Aggregated Rate" denotes a situation in which the rates and charges for a service offering, for which there is currently no demand, are developed based upon the aggregated revenue requirement and demand for more than one (1) study area. Upon receipt of a request for service, the current geographically averaged rates will be redeveloped to include the new study area.</p> <p>Example: Study areas A, B and C have been geographically aggregated. Geographically averages rates for A and B were developed based upon their aggregated revenue requirement and demand, while Area C, marked "GAR", has no current demand. Should C receive a request for service, the current geographically averaged rates will be redeveloped to include C's revenue and demand. The redeveloped rates and charges will now be applicable to customers on A, B, and C.</p>	
<p><i>Grandfathered:</i></p> <p>The term "Grandfathered" denotes Terminal Equipment, Multiline Terminating Systems and Protective Circuitry directly connected to the facilities utilized to provide services under the provisions of this tariff, and which are considered grandfathered under Part 68 of the F.C.C.'s Rules and Regulations.</p>	
<p><i>Ground Start Supervisory Signaling:</i></p> <p>The term "Ground Start Supervisory Signaling" denotes a type of signaling which provides for the application of ground on the tip side at the point of termination (assuming no signaling conversion has been provided by the Telephone Company) as an initial seizure signal before the application of ringing in the originating direction (towards the customer from the end office).</p>	
<p><i>Host Office:</i></p> <p>An electronic switching system which provides call processing capabilities for one (1) or more Remote Switching Modules or Remote Switching Systems.</p>	
<p><i>Immediately Available Funds:</i></p> <p>A corporate or personal check drawn on a bank account for which funds are available for use by the receiving party on the same day on which they are received and include U.S. Federal Reserve bank wire transfers, U.S. Federal Reserve notes (paper cash), U.S. coins, U.S. Postal Money Orders and New York Certificates of Deposit.</p>	
<p><i>Impedance Balance:</i></p> <p>The term "Impedance Balance" denotes the method of expressing Echo Return Loss and Singing Return Loss at a 4-wire interface whereby the gains and/or loss of the 4 wire portion of the transmission path, including the hybrid, are not included in the specification.</p>	

### **III. GENERAL REGULATIONS** (Continued)

<p><i>Impulse Noise:</i></p> <p>The term "Impulse Noise" denotes any momentary occurrence of the noise on a channel over a specified level threshold. It is evaluated by counting the number of occurrences which exceed the threshold.</p>	
<p><i>Individual Case Basis (ICB):</i></p> <p>A condition in which the regulations, if applicable, rates and charges for an offering under the provisions of this tariff are developed based on the circumstances in each case.</p>	
<p><i>Information Service Provider:</i></p> <p>The term "Information Service Provider" denotes one who offers a capability for generating, acquiring, storing, transforming, processing, retrieving, utilizing, or making available information which may be conveyed via telecommunications, except that such service does not include 1.) any use of any such capability for the management, control, or operation of a telecommunications system or the management of a telecommunications service, or 2.) the provision of time, weather, and such other similar audio services that are offered by the Telephone Company.</p>	
<p><i>Initial Address Message (IAM):</i></p> <p>The term "Initial Address Message" (IAM) denotes an SS7 message sent in the forward direction to initiate trunk set up with the busying of an outgoing trunk which carries the information about that trunk along with other information relating to the routing and handling of the call to the next switch.</p>	
<p><i>Initial Liability Period:</i></p> <p>The term "Initial Liability Period" denotes the initial planning period during which the customer expects to place specially constructed facilities in service.</p>	
<p><i>Inserted Connection Loss:</i></p> <p>The term "Inserted Connection Loss" denotes the 1004 H2 power difference (in dB) between the maximum power available at the originating end and the actual power reaching the terminating end through the inserted connection.</p>	
<p><i>Installed Cost:</i></p> <p>The term "Installed Cost" denotes the total cost (estimated or actual) by the Telephone Company to provide facilities for the offered services.</p>	



### **III. GENERAL REGULATIONS** (Continued)

<p><i>Integrated Services Digital Network (ISDN):</i></p> <p>Integrated services digital network (ISDN) permits digital transmission over ordinary local loops through the use of advanced hardware and software. ISDN offers data transmission at higher speeds than standard analog service.</p> <p>Basic Rate Interface (BRI)-ISDN service allows subscribers to obtain two (2) voice grade equivalent channels and one (1) data signaling channel over two (2) pairs of twisted copper wires.</p> <p>Primary Rate Interface (PRI)-ISDN service allows subscribers to obtain twenty-three (23) voice grade equivalent channels and one (1) data signaling channel over two (2) pairs of twisted copper wires.</p>	
<p><i>Interconnection:</i></p> <p>The term "Interconnection" denotes the termination of a customer's basic transmission facilities, including optical terminating equipment and multiplexers at or near Telephone Company wire center. Interconnection may be provided as either physical or virtual.</p>	
<p><i>Interexchange Carrier (IC) or Interexchange Common Carrier:</i></p> <p>Any individual, partnership, association, joint-stock company, trust, governmental entity or corporation engaged for hire in interstate or foreign communication by wire or radio, between two (2) or more exchanges.</p>	
<p><i>Intermodulation Distortion:</i></p> <p>The term "Intermodulation Distortion" denotes a measure of the nonlinearity of a circuit. It is measured using four (4) tones, and evaluating the ratios (in dBs) of the transmitted composite four-tone signal power to the second-order products of the tones (R2), and the third-order products of the tones (R3).</p>	
<p><i>Interstate Call:</i></p> <p>A term which denotes both interstate and foreign communications.</p>	
<p><i>Intrastate Communications:</i></p> <p>The term "Intrastate Communications" denotes any communications within a state subject to oversight by a state regulatory commission as provided by the laws of the state involved.</p>	
<p><i>Internet Digital Access Service (IDAS):</i></p> <p>Internet Digital Access Service (IDAS) is the Telephone Company's Digital Channel Service offering (T-1/DS-1 equivalent) which is a wholesale business offering to provide one-way digital service for Internet Service providers (ISPs).</p>	

### **III. GENERAL REGULATIONS** (Continued)

<i>Internet Service Provider (ISP):</i>  Internet Service Providers (ISPs) are communications providers who link end-user customers with the internet/world wide web through their servers. Normally, this occurs as a dial-up service using modems, but can also utilize high speed digital services.	
<i>Kilosegment:</i>  The term "Kilosegment" denotes a unit of packet transmission defined as 64,000 bytes of data; one thousand (1,000) segments.	
<i>Line:</i>  The term "Line" denotes a communications path connecting an end office switch with an end user's premises or a CDP for the provision for FGA.	
<i>Line Group:</i>  The term "Line Group" denotes a grouping of lines which are traffic engineered as a unit for the establishment of connections between end office switches and customers in which all of the communications paths are interchangeable.	
<i>Line Information Data Base:</i>  The term "Line Information Data Base" (LIDB) denotes a data base containing billing validation data providing the ability to screen billed numbers to support Alternate Billing services.	
<i>Line Side Connection:</i>  A connection of a transmission path to the line side of a local exchange switching system.	
<i>Local Access and Transport Area:</i>  A geographic area established for the provision and administration of communications service. It encompasses one (1) or more designated exchanges, which are grouped to serve common social, economic and other purposes.	
<i>Logical Channel:</i>  The term "Logical Channel" denotes a communication channel which allows two-way simultaneous transmission of data packets through the network. No circuit capability is preassigned to a logical channel. Capacity is made available as the data is transmitted. Each virtual connection utilizes one (1) logical channel.	

### **III. GENERAL REGULATIONS** (Continued)

<p><i>Loop Around Test Line:</i></p> <p>An arrangement utilizing a Telephone Company central office to provide a means to make certain two-way transmission tests on a manual basis. This arrangement has two (2) central office terminations, each reached by means of separate telephone numbers and does not require any specific customer premises equipment. Equipment subject to this test arrangement is at the discretion of the customer.</p>	
<p><i>Loss Deviation:</i></p> <p>The term "Loss Deviation" denotes the variation of the actual loss from the designed value.</p>	
<p><i>Message:</i></p> <p>See "Call".</p>	
<p><i>Mid Link:</i></p> <p>The term "Mid Link" denotes the Special Transport facilities between Hub Wire Centers where the circuit is bridged and/or where switching devices such as a loop transfer arrangement are located.</p>	
<p><i>Milliwatt (102 Type) Test Line:</i></p> <p>An arrangement in an end office which provides a 1004 Hz tone at 0 dBm0 for one-way transmission measurements towards the customer's premises from the Telephone Company end office.</p>	
<p><i>Mobile Telephone Switching Office (MTSO):</i></p> <p>The term "Mobile Telephone Switching Office" (MTSO) denotes a Cellular Mobile Carrier (CMC) switching facility that is used to originate or terminate calls on the CMC network, or originate or terminate calls between the CMC and the public switched telephone network.</p>	
<p><i>Multicarrier Access Area:</i></p> <p>The term "Multicarrier Access Area" denotes an EAS for FGA or an area for FGB where services are provided by more than one (1) telephone company in which a customer obtains access to an entire EAS or FGB area by obtaining a FGA or FGB access tandem arrangement that connects its switch with the First Point of Switching of the Primary Exchange Carrier.</p>	
<p><i>National Security Emergency Preparedness (NSEP) Services:</i></p> <p>The term "National Security Emergency Preparedness (NSEP) Services" denotes telecommunications services which are used to maintain a state of readiness or to respond to and manage any event or crisis (local, national or international), which causes or could cause injury or harm to the population, damage to or loss of property, or degrades or threatens the NSEP posture of the United States.</p>	

### **III. GENERAL REGULATIONS** (Continued)

<p><i>Net Salvage:</i></p> <p>The estimated scrap, sale, or trade-in value, less the estimated cost of removal. Cost of removal includes the costs of demolishing, or otherwise disposing of the material and any other applicable costs. Since the cost of removal may exceed salvage value, net salvage may be negative.</p>	
<p><i>Network Address:</i></p> <p>The term "Network Address" denotes the alphanumeric character string used to specify the destination of each switched connection made within the network.</p>	
<p><i>Network Channel Interface Code:</i></p> <p>The "Network Channel Interface" (NCI) code is an ordering code that provides an indication of the generic channel type. The NCI code provides the technical characteristics of the interface and describes the physical and electrical characteristics of the special access interface to the customer designated locations.</p>	
<p><i>Network Control Signaling:</i></p> <p>The transmission of signals used in the telecommunications system which perform functions such as supervision (control, status, and charge signals), address signaling (e.g., dialing), calling and called number identifications, rate of flow, service selection error control and audible tone signals (call progress signals indicating reorder or busy conditions, alerting, coin denomination, coin collect and coin return tones) to control the operation of the telecommunications system.</p>	
<p><i>Non-Competitive County:</i></p> <p>The term "Non-Competitive County" denotes a geographic unit of a county or county-equivalent that failed a competitive market test specified by the FCC (excluding those that were granted Phase II, Level 2 pricing flexibility prior to June 1, 2017 and thus are defined as "Competitive Counties").</p>	
<p><i>Non-Overlap Outpulsing:</i></p> <p>The term "Non-Overlap Outpulsing" is the feature of the exchange access signaling system which provides initiation of pulsing to the customer's premises after the calling subscriber has completed dialing an originating call.</p>	
<p><i>Nonrecoverable Cost:</i></p> <p>The term "Nonrecoverable Cost" denotes the cost of specially constructed facilities for which the Telephone Company has no foreseeable use should the customer terminate service.</p>	
<p><i>Nonsynchronous Test Line:</i></p> <p>An arrangement in step-by-step end offices which provides operational tests which are not as complete as those provided by the synchronous test lines, but can be made more rapidly.</p>	

### **III. GENERAL REGULATIONS** (Continued)

<i>North American Numbering Plan:</i>  A three (3) digit area (Numbering Plan Area) code and a seven (7) digit number made up of a three (3) digit Central Office code plus a four (4) digit station number.	
<i>NSEP Treatment:</i>  The term "NSEP Treatment" denotes the provisioning of a telecommunications service before others based on the provisioning priority level assigned by the Executive Office of the President.	
<i>Octet:</i>  The term "Octet" denotes a group of eight (8) binary digits operated upon as an entity.	
<i>Off-Hook:</i>  The active condition of Switched Access or a Telephone Exchange Service line.	
<i>On-Hook:</i>  The idle condition of Switched Access or a Telephone Exchange Service line.	
<i>Open Circuit Test Line:</i>  An arrangement in an end office which provides an ac open circuit termination of a trunk or line by means of an inductor of several Henries.	
<i>Order Interval:</i>  The term "Order Interval" denotes the interval between the Scheduled Issue Date and the Service Date.	
<i>Originating Direction:</i>  The use of access service for the origination of calls from an end user premises to an IC premises.	
<i>Originating Point Code:</i>  The term "Originating Point Code" (OPC) denotes the identity assigned to each Operator Service System (OSS) location.	
<i>Overlap Outpulsing:</i>  The feature of the exchange access signaling system which permits initiation of pulsing to the customer's premises before the calling subscriber has completed dialing an originating call.	
<i>OZZ Code:</i>  The term "OZZ Code" identifies the interexchange carrier trunk group to which the traffic should be routed.	

### **III. GENERAL REGULATIONS** (Continued)

<i>Packet:</i>  The term "Packet" denotes a continuous sequence of binary digits of information which is switched through the network as an integral unit. The user data is divided into segments for billing purposes. The number of segments contained in a packet is dependent upon the packet size.	
<i>Packet Switch:</i>  The term "Packet Switch" denotes a central office based switch that establishes a virtual connection between two (2) data network addresses for the transmission of discrete amounts of information.	
<i>Packet Switching Office:</i>  The term "Packet Switching Office" denotes the central office where the packet switching functions are performed and access to the packet network is accomplished.	
<i>Pay Telephone:</i>  Telephone instruments and related facilities that are available to the general public for public convenience and necessity, including public and coinless telephones.	
<i>Permanent Facilities:</i>  The term "Permanent Facilities" denotes facilities providing service for one (1) month or more.	
<i>Phase Jitter:</i>  The term "Phase Jitter" denotes the unwanted phase variations of a signal.	
<i>Physical EIS:</i>  The term "Physical EIS" denotes an offering that enables customers to place equipment needed to terminate basic transmission facilities, including optical terminating equipment and multiplexers, within or upon the Telephone Company's central office buildings, to use such equipment to connect customer's fiber optic systems or microwave radio transmission facilities (where reasonably feasible) with the local exchange carrier's equipment and facilities used to provide interstate special access services.	
<i>Plant Test Date:</i>  The term "Plant Test Date" denotes the date on which installation is completed and the Telephone Company to customer testing can begin.	
<i>Point of Termination:</i>  The point of demarcation within a customer-designated premises at which the Telephone Company's responsibility for the provision of Access Service ends.	

### **III. GENERAL REGULATIONS** (Continued)

<p><i>Premises:</i></p> <p>A building or buildings on continuous property (except Railroad Right-of-Way, etc.) not separated by a public highway.</p>	
<p><i>Pre-Service Testing:</i></p> <p>The term "Pre-Service Testing" denotes tests performed on services to assure standard transmission performance/parameters meet specifications prior to acceptance testing.</p>	
<p><i>Primary Exchange Carrier:</i></p> <p>Denotes the Local Exchange Telephone Company in whose exchange a customer's first point of switching (i.e., dial tone office for FGA).</p>	
<p><i>Prime Service Vendor:</i></p> <p>The term "Prime Service Vendor" denotes the status of the Telephone Company when contracting directly with the user of TSP service.</p>	
<p><i>Protocol:</i></p> <p>The term "Protocol" denotes a set of rules governing the format to be followed when transmitting information between communicating devices.</p>	
<p><i>Public Pay Telephone:</i></p> <p>The term "Public Pay Telephone" denotes a switched coin line provided under the Public Telephone Service regulations of the Telephone Company General Exchange and/or Local Exchange Tariffs.</p>	
<p><i>Query:</i></p> <p>The term "Query" denotes the inquiry to a Telephone Company data base to obtain information, processing instructions or service data.</p>	
<p><i>Recoverable Cost:</i></p> <p>The term "Recoverable Cost" denotes the cost of specially constructed facilities for which the Telephone Company has a foreseeable reuse, either in place or elsewhere should the customer terminate service.</p>	
<p><i>Regional Signal Transfer Point (RSTP):</i></p> <p>The term "Regional Signal Transfer Point" (RSTP) denotes a Signal Transfer Point (STP) equipped with gateway screening capability. Gateway screening is defined as the examination of designated fields within inbound SS7 messages to prevent unauthorized access to, and use of, the Telephone Company's SS7 network by another signaling network.</p>	

### **III. GENERAL REGULATIONS** (Continued)

<i>Regional Signal Transfer Point (RSTP) Port:</i>  The term "Regional Signal Transfer Point (RSTP) Port" denotes the physical point of termination and interconnection to the RSTP.	
<i>Registered Equipment:</i>  The customer's premises equipment which complies with and has been approved within the Registration Provision of Part 68 of the FCC's Rules and Regulations.	
<i>Release Message:</i>  The term "Release Message" denotes an SS7 Message sent in either direction to indicate that a specific circuit is being released.	
<i>Remote Switching Modules and/or Remote Switching Systems:</i>  Small, remotely controlled electronic end office switches which obtain their call processing capability from a Digital Host Office. The Remote Switching Modules and/or Remote Switching Systems cannot accommodate direct trunks to an IC.	
<i>Response:</i>  The term "Response" denotes an SS7 message representing a reply to a request for information contained in a query.	
<i>Return Loss:</i>  The term "Return Loss" denotes a measure of the similarity between the two (2) impedances at the junction of two (2) transmission paths. The higher the return loss, the higher the similarity.	
<i>Route Mileage:</i>  The term "Route Mileage" denotes the actual Telephone Company provided facility mileage of a transmission circuit.	
<i>Scheduled Issue Date:</i>  The term "Scheduled Issue Date" denotes the date the Telephone Company is scheduled to issue the confirmed ASR to all associated work groups.	
<i>Secondary Exchange Carrier:</i>  Denotes the Local Exchange Telephone Company in whose exchange a FGA customer's end users' end office is located and where the customer's first point of switching is provided by a Primary Exchange Carrier who is not the same Exchange Carrier as the Secondary Exchange Carrier.	



### **III. GENERAL REGULATIONS** (Continued)

<p><i>Segment:</i></p> <p>The term "Segment" denotes a unit of user information consisting of sixty-four (64) octets or less. Billing for Packet Switching Network Service is based on the number of segments transmitted within the user data field of a packet. The number of segments transmitted within a packet is limited only by the subscribed or negotiated maximum size of the user data field for the customer interface.</p>	
<p><i>Service Control Point:</i></p> <p>The term "Service Control Point" (SCP) denotes an SS7 network control interface element between the Telephone Company's SS7 network and one (1) or more data bases.</p>	
<p><i>Service Date:</i></p> <p>The term "Service Date" denotes the date that the service is to be placed in service. A confirmed ASR is required to establish a service date.</p>	
<p><i>Service Management System:</i></p> <p>The term "Service Management System" (SMS) denotes the primary 800/888 service system that interfaces between the regional SCPs and 800/888 service providers order entry centers and/or systems. The primary function of the SMS is to administer 800/888 records in the SCPs that involve service provisioning, maintenance network administration and management.</p>	
<p><i>Service Switching Point (SSP):</i></p> <p>The term "Service Switching Point" (SSP) denotes a switch which recognizes 800/888 calls and suspends them in order to query the 800/888 Service Control Point (SCP) for routing instructions for the 800/888 call.</p>	
<p><i>Serving Wire Center:</i></p> <p>That Telephone Company designated wire center serving the customer's designated premises and used for mileage measurement to determine local transport or circuit mileage charges for Access Service.</p>	
<p><i>Seven Digit Manual Test Line:</i></p> <p>The term "Seven Digit Manual Test Line" denotes an arrangement which allows the Customer to select balance, milliwatt and synchronous test lines by manually dialing a seven (7) digit number over the associated access connection.</p>	
<p><i>Short Circuit Test Line:</i></p> <p>The term "Short Circuit Test Line" denotes the end office circuit which provides an ac short circuit termination of the trunk or line by means of a capacitor of at least four (4) microfarads.</p>	

### **III. GENERAL REGULATIONS** (Continued)

<p><i>Shortage of Facilities or Equipment:</i></p> <p>A condition which occurs when the Telephone Company does not have appropriate cable, switching capacity, bridging or multiplexing equipment, etc., necessary to provide the Access Service requested by the customer.</p>	
<p><i>Signal Transfer Point (STP):</i></p> <p>The term "Signal Transfer Point" (STP) denotes a packet switch which provides access to the Telephone Company's SS7 network and performs SS7 message signal routing and screening. The technical interface specifications, transmission specifications, and diversity requirements for interconnecting to the Telephone Company's SS7 network at the STP are as described in Bellcore Technical Reference Publication TR-TSV-000905.</p>	
<p><i>Signal Transfer Point (STP) Port:</i></p> <p>The term "Signal Transfer Point (STP) Port" denotes the physical point of termination and interconnection to the STP.</p>	
<p><i>Signaling Point (SP):</i></p> <p>The term "Signaling Point" (SP) denotes an SS7 network interface element capable of originating and terminating SS7 trunk signaling messages.</p>	
<p><i>Signaling System 7 (SS7):</i></p> <p>The term "Signaling System 7" (SS7) denotes the layered protocol used for standardized common channel signaling in the United States.</p>	
<p><i>Signaling for Tandem Switching:</i></p> <p>The term "Signaling for Tandem Switching" denotes the carrier identification code (CIC) and the OZZ code, or equivalent information needed to perform tandem switching functions. The CIC identifies the interexchange carrier and the OZZ code identifies the interexchange carrier trunk group to which the traffic will be routed.</p>	
<p><i>Signal-to-C-Notched Noise Ratio:</i></p> <p>The term "Signal-to-C-Notched Noise Ratio" denotes the ratio in dB of a test signal to the corresponding C-Notched Noise.</p>	
<p><i>Singing Return Loss:</i></p> <p>The term "Singing Return Loss" denotes the frequency weighted measure of return loss at the edges of the voiceband (200 to 500 Hz and 2500 to 3200 Hz), where singing (instability) problems are most likely to occur.</p>	

### **III. GENERAL REGULATIONS** (Continued)

<i>Subcontractor:</i>  The term "Subcontractor" denotes the status of the Telephone Company when contracting directly with a Prime Service Vendor to provide TSP to a service user.	
<i>Subtending End Office of an Access Tandem:</i>  An end office that has final trunk group routing through that tandem.	
<i>Synchronous Test Line:</i>  An arrangement in an end office which performs marginal operational tests of supervisory and ring-tripping functions.	
<i>Tandem Switched Transport:</i>  The term "Tandem Switched Transport" denotes transport from the serving wire center to the end office, or from the tandem to the end office, that is switched at a tandem.	
<i>Telecommunications Service Priority (TSP) System:</i>  Telecommunications Service Priority (TSP) is a regulatory, administrative, and operational system developed by the Federal Government to ensure priority provisioning and/or restoration of National Security Emergency Preparedness (NSEP) telecommunications services. The Federal Communications Commission (FCC) defines NSEP telecommunications services as those services which are used to maintain a state of readiness or to respond to and manage any event or crises, which causes or could cause harm to the population, damage to or loss of property, or degrades or threatens the NSEP posture of the United States.  Under the rules of the TSP System, Telephone Companies are authorized and required to provision and/or restore services with TSP assignments before services without such assignments.	
<i>Temporary Facilities:</i>  The term "Temporary Facilities" denotes facilities used to provide service to a customer for less than the minimum service period or less than one (1) month, whichever is longer, or to provide service while permanent facilities are being constructed.	
<i>Terminating Direction:</i>  The use of Access Service for the completion of calls from an IC premises to an end user premises.	
<i>Termination Charge:</i>  The term "Termination Charge" denotes the portion of the Maximum Termination Liability that is applied as a nonrecurring charge when all services are discontinued prior to the expiration of the specified liability period.	

### **III. GENERAL REGULATIONS** (Continued)

<p><i>Termination Liability:</i></p> <p>The amount which will be billed if services using specially constructed facilities are terminated prior to the expiration of the Termination Liability Period.</p>	
<p><i>Toll VoIP-PSTN Traffic:</i></p> <p>The term "Toll VoIP-PSTN Traffic" denotes a customer's interexchange voice traffic exchanged with the Telephone Company in Time Division Multiplexing format over Public Switched Telephone Network (PSTN) facilities, which originates and/or terminates in Internet Protocol (IP) format. "Toll VoIP-PSTN Traffic" originates and/or terminates in IP format when it originates from and/or terminates to an end user customer of a service that requires IP-compatible customer premises equipment.</p>	
<p><i>Transmission Measuring (105 Type) Test Line:</i></p> <p>An arrangement in an end office which provides far-end access to a recorder and permits two-way loss and noise measurements to be made on trunks from a near end office.</p>	
<p><i>Transmission Path:</i></p> <p>An electrical path capable of transmitting signals within the range of the service offering, e.g., a voice grade transmission path is capable of transmitting voice frequencies within the approximate range of three hundred (300) to three thousand (3,000) Hz. A transmission path is comprised of physical or derived facilities consisting of any form or configuration of plant typically used in the telecommunications industry.</p>	
<p><i>Trunk:</i></p> <p>A communications path connecting two (2) switching systems in a network, used in the establishment of an end-to-end connection.</p>	
<p><i>Trunk Group:</i></p> <p>A set of trunks which are traffic engineered as a unit for the establishment of connections between switching systems in which all of the communications paths are interchangeable.</p>	
<p><i>Trunk Side Connection:</i></p> <p>The connection of a transmission path to the trunk side of a local exchange switching system. This type of connection is used when providing FGB, FGC, or FGD Switched Access Service.</p>	
<p><i>Two-Wire (2) to Four-Wire (4) Conversion:</i></p> <p>An arrangement which converts a four-wire transmission path to a two-wire transmission path to allow a four-wire facility to terminate in a two-wire entity (e.g., a central office switch).</p>	

### **III. GENERAL REGULATIONS** (Continued)

<p><i>Unbundled Network Elements (UNEs):</i></p> <p>The term "Unbundled Network Elements" denotes the physical facilities of the network, including the associated features, functions and capabilities, that are capable of being used in the provision of a telecommunications service, made available pursuant to Section 251 of the Telecommunications Act of 1996.</p>	
<p><i>Uniform Service Order Code (USOC):</i></p> <p>The term "Uniform Service Order Code" denotes a three (3) or five (5) character alphabetic, numeric, or an alphanumeric code that identifies a specific item of service or equipment. Uniform Service Order Codes are used in the Telephone Company billing system to generate recurring rates and nonrecurring charges.</p>	
<p><i>V and H Coordinates Method:</i></p> <p>A method of computing airline miles between two (2) points by utilizing an established formula which is based on the vertical and horizontal coordinates of the two (2) points.</p>	
<p><i>Virtual Connection:</i></p> <p>The term "Virtual Connection" denotes a logical channel resulting from call establishment to a network address that exists until the call is terminated by either party.</p>	
<p><i>Virtual EIS:</i></p> <p>The term "Virtual EIS" denotes an offering that enables customers to designate or specify equipment needed to terminate basic transmission facilities, including optical terminating equipment and multiplexers, to be located within or upon the Telephone Company's wire center buildings, and dedicated to such customer's use.</p>	
<p><i>WATS Serving Office:</i></p> <p>The term "WATS Serving Office" denotes a Telephone Company designated serving wire center where switching, screening and/or recording functions are performed in connection with the closed-end of WATS or WATS-type services.</p>	
<p><i>Wire Center:</i></p> <p>The term "Wire Center" denotes 1.) a building in which one (1) or more central offices, including end office switches, used for the provision of Telephone Exchange Services, are located, or 2.) in the case of a centralized equal access tandem arrangement, a building in which Telephone Company access facilities are located for purposes of interconnection to customer premises.</p>	
<p><i>Wire Center Area:</i></p> <p>The term "Wire Center Area" denotes the geographical area served by a Wire Center through the use of central office switching equipment, cross connection equipment, and subscriber loops.</p>	

### III. GENERAL REGULATIONS (Continued)

<i>X.25 Protocol:</i>  The term "X.25 Protocol" denotes an interface between Data Terminal Equipment and Data Circuit Terminating Equipment for terminals operating in the packet mode on public data networks.	
<i>X.75 Protocol:</i>  The term "X.75 Protocol" denotes terminal and transit call control procedures and data transfer system on circuits between packet switched data networks.	

## **IV. CARRIER COMMON LINE ACCESS SERVICE**

Carrier Common Line charges compensate the Telephone Company for the use of Telephone Company provided common lines by customers for access to end users in furnishing Interstate Communications.	
<p>The Switched Access Service associated with Carrier Common Line Access shall be ordered by the customer in accordance with regulations set forth in Section VII. following.</p> <p><b>A. <u>General Description</u></b></p> <p>Carrier Common Line Access provides for the use of end users' Telephone Company provided common lines by customers for access to such end users to furnish Interstate Communications at rates and charges set forth in Section VI. following. The customer facilities at the premises of the ordering customer shall provide the necessary on-hook and off-hook supervision.</p>	
Premium access is a.) Switched Access Service provided to customers under this tariff which furnish interstate MTS/WATS, b.) Switched Access Service in an end office converted to equal access.	
Nonpremium Access is Switched Access Service provided in an end office not yet converted to equal access to customers that do not furnish interstate MTS/WATS.	
A Special Access Surcharge will apply to interstate special access service provided by the Telephone Company to a customer, in accordance with rates and regulations as set forth in Section VIII. following.	
A Primary Interexchange Carrier Charge (PICC) will apply to Interexchange carriers who furnish interstate telecommunications to end users. End users that choose not to select a primary carrier for interstate communications are subject to PICC regulations.	
<p><b>B. <u>Access Groups</u></b></p> <p>All line side connections provided in the same access group will be limited to the same features and operating characteristics. All trunk side connections provided in the same access group will be limited to the same features and operating characteristics.</p>	
<p><b>C. <u>Limitations</u></b></p> <p><b>1. <i>Exclusions</i></b></p> <p>Neither a telephone number nor detail billing are provided with Carrier Common Line access. Additionally, directory listings and intercept arrangements are not included in the rates and charges for Carrier Common Line access.</p>	

#### IV. CARRIER COMMON LINE ACCESS SERVICE (Continued)

<p><b>2. <i>WATS/WATS-type Access Lines</i></b></p> <p>Where Switched Access Services are connected with Special Access Services at Telephone Company designated WATS Serving Offices for the provision of WATS/WATS-type Services, Switched Access Service minutes which are carried on that end of the service (i.e., originating minutes for outward WATS/WATS-type services and terminating minutes for inward WATS/WATS-type services) shall not be assessed Carrier Common Line per minute charges with the following exception. Carrier Common Line per minute charges shall apply when FGA or FGB Switched Access is ordered from a nonequal access Telephone Company end office or Telephone Company access tandem that does not have measurement capabilities (i.e., cannot create an Automatic Message Accounting record).</p>	
<p><b>D. <u>Determination of Usage Subject to Carrier Common Line Charges</u></b></p> <p>Except as set forth herein, all Switched Access Service provided to the customer will be subject to Carrier Common Line charges.</p>	
<p><b>1. <i>Determination of Jurisdiction</i></b></p> <p>The Switched Access Service provided by the Telephone Company includes the Switched Access Service provided for both interstate and intrastate communications. When the customer reports interstate and intrastate use of Switched Access Service, the associated Carrier Common Line Access used by the customer for interstate will be determined as set forth in IV.F.4. following (Percentage Interstate Use-PIU).</p>	
<p><b>2. <i>Case Involving Usage Recording By the Customer</i></b></p> <p>Where Feature Group C end office switching is provided without Telephone Company recording and the customer records minutes of use used to determine Carrier Common Line Access charges (i.e., Feature Group C operator, and calls such as pay telephone sent-paid, operator-DDD, operator-person, collect, credit-card, third number and/or other like calls), the customer shall furnish such minutes of use detail to the Telephone Company in a timely manner. If the customer does not furnish the data, the customer shall identify all Switched Access Services which could carry such calls in order for the Telephone Company to accumulate the minutes of use through the use of special Telephone Company measuring and recording equipment.</p>	
<p><b>3. <i>Local Exchange Access and Enhanced Services Exemption</i></b></p> <p>Where access to the local exchange is required to provide a customer service (e.g., MTS/WATS-type, telex, Data, etc.) that uses a resold private line service, Switched Access Service Rates and Regulations, as set forth in Section VII. following will apply, except when such access to the local exchange is required for the provision of an enhanced service. Carrier Common Line Access rates and charges as set forth in Section XXI. following apply in accordance with the resale rate regulations as set forth in IV.E.2. following.</p>	
<p><b>4. <i>Common Channel Signaling System 7 (CCS7) Access Service</i></b></p> <p>Carrier Common Line charges do not apply to CCS7 Access Service as described in Section VII.B.5..</p>	



#### IV. CARRIER COMMON LINE ACCESS SERVICE (Continued)

<p>5. <i>Primary Interexchange Carrier Charge (PICC)</i></p> <p>Primary Interexchange Carrier Charges (PICC) compensate the Telephone Company for Telephone Company provided common lines for access to end users. The PICC is a flat rated charge assessed on the end user's presubscribed carrier. End user customers who do not select a presubscribed carrier will be billed the PICC. Effective October 1, 2003, the PICC is not assessed on payphone lines.</p>	
<p>E. <u>Resold Services</u></p> <p>1. <i>Scope</i></p> <p>Where the customer is reselling MTS and/or MTS-type service(s) on which the Carrier Common Line and Switched Access charges have been assessed, the customer may, at the option of the customer, obtain Feature Group A, Feature Group B, or Feature Group D Switched Access Service under this tariff as set forth in Section VII. following for originating and/or terminating access in the local exchange. Such access group arrangements whether single lines or trunks or multiline hunt groups or trunk groups will have Carrier Common Line Access charges applied as set forth in Section XXI. following in accordance with the resale rate regulations set forth in IV.E.2. following. For purposes of administering this provision:</p> <p>Resold interstate terminating MTS and MTS-type service(s) shall include collect calls, third number calls and credit card calls where the reseller pays the underlying carrier's service charges; and shall not include intrastate minutes of use.</p> <p>Resold interstate originating MTS and MTS-type service(s) shall not include collect, third number, credit card or intrastate minutes of use.</p>	
<p>2. <i>Customer Obligations Concerning the Resale of MTS/MTS-type Services</i></p> <p>When the customer is reselling MTS/MTS-type service, as set forth in IV.E.1. preceding, the customer will be charged Carrier Common Line Access charges in accordance with the resale rate regulations, as set forth in IV.E.4. following, if the customer or the provider of the MTS/MTS-type service furnishes documentation of the MTS/MTS-type usage. Such documentation shall be supplied each month by the customer and shall identify the involved resold MTS/MTS-type services.</p>	
<p>The monthly period used to determine the minutes of use for resold MTS/MTS-type service(s) shall be the most recent monthly period for which the customer has received a bill for such resold service(s). This information shall be delivered to the Telephone Company, at a location specified by the Telephone company, no later than fifteen (15) days after the bill date shown on the resold MTS/MTS-type service bill. If the required information is not received by the Telephone Company, the previously reported information, as described preceding, will be used for the next two (2) months. For any subsequent month, no allocation or credit will be made until the required documentation has been received by the Telephone Company.</p>	

#### IV. CARRIER COMMON LINE ACCESS SERVICE (Continued)

<p><b>3. Resale Documentation Provided By the Customer</b></p> <p>When the customer utilizes Switched Access Service, as set forth in IV.E.2. preceding, the Telephone Company may request a certified copy of the customer's resold MTS/MTS-type usage billing from either the customer or the provider of the MTS/MTS-type service. Requests for billing will relate back no more than twelve (12) months prior to the current billing period.</p>	
<p><b>4. Rate Regulations Concerning the Resale of MTS/MTS-type Services</b></p> <p>When the customer is provided an access group to be used in conjunction with the resale of MTS/MTS-type services, as set forth in IV.E.1. preceding, subject to the limitations, as set forth in IV.C., and the billing entity receives the usage information required, as set forth in IV.E.2. preceding, to calculate the adjustment of Carrier Common Line charges, the customer will be billed, as set forth in d., e., or f. following, depending upon, respectively, whether the usage is from nonequal access offices, equal access offices or a combination of the two.</p> <p>a. Apportionment and Adjustment of Resold Minutes to Use</p> <p>When the customer is provided with more than one (1) access group in a LATA in association with the resale of MTS/MTS-type services, the resold minutes of use will be apportioned as follows:</p> <p>(1) Originating Services</p> <p>The Telephone Company will apportion the resold originating MTS/MTS-type services and originating minutes of use for which the resale credit adjustment applies, among the access groups. Such apportionment will be based on the relationship of the originating usage for each access group to the total originating usage for all access groups in the LATA. For purposes of administering this provision:</p>	
<p>Resold originating MTS/MTS-type services minutes shall be only those attributable to interstate originating MTS/MTS-type minutes and shall not include collect, third number, credit card or intrastate minutes of use.</p>	
<p>The resale credit adjustment shall apply for resold originating MTS/MTS-type services and minutes of use, provided Carrier Common Line and Switched Access charges have been assessed on such services.</p>	
<p>(2) Terminating Services</p> <p>The Telephone Company will apportion the resold terminating MTS/MTS-type services and terminating minutes of use for which the resale credit adjustment applies, among the access groups. Such apportionment will be based on the relationship of the terminating usage for each access group to the total terminating usage for all access groups in the LATA. For purposes of administering this provision:</p>	

#### IV. CARRIER COMMON LINE ACCESS SERVICE (Continued)

Resold terminating MTS/MTS-type services minutes shall be only those attributable to interstate terminating MTS/MTS-type minutes of use (i.e., collect, third number, and credit card) and shall not include intrastate minutes of use or MTS/MTS-type minutes of use paid for by another party.	
The resale credit adjustment shall apply for resold terminating MTS/MTS-type services and minutes of use, provided Carrier Common Line and Switched Access charges have been assessed on such services.	
<p>b. Same State/Telephone Company/Exchange Limitation</p> <p>In order for the rate regulations to apply, as set forth in <i>d.</i>, <i>e.</i> or <i>f.</i> following, the access groups and the resold MTS/MTS-type services must be provided in the same state (except when the same extended area service arrangement is provided in two (2) different states by the same Telephone Company) in the same exchange, provided by the same Telephone Company and connected directly or indirectly. For those exchanges that encompass more than one (1) state, the customer shall report the information by state within the exchange.</p>	
<p>c. Direct and Indirect Connections</p> <p>Each of the access group arrangements used by the customer in association with the resold MTS/MTS-type services must be connected either directly or indirectly to the customer designated premises at which the resold MTS/MTS-type services are terminated. Direct connections are those arrangements where the access groups and resold MTS/MTS-type services are terminated at the same customer designated premises.</p>	
Indirect originating connections are those arrangements where the access groups and the resold originating MTS/MTS-type services are physically located at different customer designated premises in the same exchange. Such different customer designated premises are connected by facilities that permit a call to flow from access groups to resold MTS/MTS-type services.	
<p>d. Access Groups – Non Equal Access Offices Only</p> <p>The adjustments as set forth here and in <i>e.</i> and <i>f.</i> following will be computed separately for each access group.</p>	
When all usage on an access group originates from and/or terminates at end offices that have not been converted to equal access the Nonpremium Access Charge per minute as set forth in Section XXI. following will apply. The Access Minutes which will be subject to Carrier Common Line Access charges will be the adjusted originating interstate access minutes plus the adjusted terminating interstate access minutes for such access groups. The adjusted originating access minutes will be the originating interstate access minutes less the reported resold originating MTS and/or MTS-type service minutes of use as set forth in <i>a.(1)</i> preceding; but not less than zero (0). The adjusted terminating access minutes will be the terminating interstate access minutes less the reported resold terminating MTS and/or MTS-type service minutes of use as set forth in <i>a.(2)</i> preceding; but not less than zero (0).	

#### IV. CARRIER COMMON LINE ACCESS SERVICE (Continued)

<p>e. Access Groups – Equal Access Offices Only</p> <p>When all the usage on an access group originates from and/or terminates to end offices that have been converted to equal access, the premium charge per minute, as set forth in <i>a.(1)</i> will apply. The minutes billed Carrier Common Line charges will be the adjusted originating interstate access minutes and the adjusted terminating interstate access minutes for such access groups.</p>	
<p>The adjusted originating access minutes will be the originating interstate access minutes less the reported resold originating MTS/MTS-type service minutes of use, as set forth in <i>a.(1)</i> preceding, but not less than zero (0). The adjusted terminating access minutes will be the terminating interstate access minutes less the reported resold terminating MTS/MTS-type service minutes of use, as set forth in <i>a.(2)</i> preceding, but not less than zero (0).</p>	
<p>f. Access Groups – Non Equal access and Equal Access Offices</p> <p>When an access group has usage that originates from and/or terminates at both end offices that have been converted to equal access and end offices that have not been converted, both premium and nonpremium per minute charges as set forth in Section XXI. following will apply respectively. The minutes billed Carrier Common Line Access Service charges will be the adjusted originating interstate access minutes plus the adjusted terminating interstate access minutes for such access groups.</p>	
<p>The adjusted originating access minutes will be the originating interstate access minutes less the reported resold originating MTS and/or MTS-type service minutes of use as set forth in <i>a.(1)</i> preceding; but not less than zero (0). The adjusted terminating access minutes will be the terminating interstate access minutes less the reported resold terminating MTS and/or MTS-type service minutes of use as set forth in <i>a.(2)</i> preceding; but not less than zero (0).</p>	
<p>The adjusted originating access minutes and the adjusted terminating access minutes will be apportioned between premium and nonpremium access minutes using end-office specific usage data when available, or when usage data are not available, the premium and nonpremium ratios developed as set forth in Section VII.G. 1.b. following. The Premium and Nonpremium per minute charges set forth in Section XXI. following will apply to the respective premium and nonpremium access minutes determined in this manner.</p>	
<p>g. When the Adjustment Will be Applied to Customer Bills</p> <p>The adjustment as set forth in <i>d.</i>, <i>e.</i> and <i>f.</i> preceding will be made to the involved customer account no later than either the next bill date, or the one (1) subsequent to that, depending on when the usage report is obtained.</p>	
<p>h. Conversion of Billed Usage to Minutes</p> <p>When the MTS and/or MTS-type usage is shown in hours, the number of hours shall be multiplied by 60 to develop the associated MTS and/or MTS-type minutes of use. If the MTS and/or MTS-type usage is shown in a unit that does not show hours or minutes, the customer shall provide a factor to convert the shown units to minutes.</p>	

#### IV. CARRIER COMMON LINE ACCESS SERVICE (Continued)

<p>i. Percent Interstate Use (PIU)</p> <p>The adjustment as set forth in <i>d.</i>, <i>e.</i> and <i>f.</i> preceding will be made to the involved customer account after making the adjustments to the customer account as set forth in <i>IV.F.4.</i> following (PIU).</p>	
<p><b>F. <u>Rate Regulations</u></b></p> <p><b>1. <i>Billing and Charges</i></b></p> <p>Carrier Common Line charges will be billed to each Switched Access Service provided under this tariff in accordance with the regulations as set forth in <i>IV.F.5.</i> following (Determination of Premium and Nonpremium Charges) except as set forth in <i>IV.E.4.</i> preceding (Resale) and <i>IV.F.4.</i> following (PIU).</p>	
<p><b>2. <i>Measuring and Recording of Call Detail</i></b></p> <p>When access minutes are used to determine Carrier Common Line charges, they will be accumulated using call detail recorded by Telephone Company equipment except as set forth in <i>IV.F.3.</i> following (Unmeasured FGA and B Usage) and Feature Group C operator and automated operator services systems call detail such as pay telephone sent-paid, operator-DDD, operator-person, collect, credit-card, third number and/or other like calls recorded by the customer. The Telephone Company measuring and recording equipment, except as set forth in <i>IV.F.3.</i> following (Unmeasured FGA and B Usage), will be associated with end office or local tandem switching equipment and will record each originating and terminating access minute where answer supervision is received. The accumulated access minutes will be summed on a line by line or trunk by trunk basis, by line group or by end office, whichever type of account is used by the Telephone Company, for each customer and then rounded to the nearest minute.</p>	
<p><b>3. <i>Unmeasured Feature Group A and B Usage</i></b></p> <p>When Carrier Common Line Access is provided in association with Feature Group A or Feature Group B Switched Access Service in Telephone Company offices that are not equipped for measurement capabilities, an assumed average interstate access minutes will be used to determine Carrier Common Line Access charges. These assumed access minutes are as set forth in Section <i>VII.G.4.a.</i> and Section <i>XXI.</i> following.</p>	
<p><b>4. <i>Percent Interstate Use (PIU)</i></b></p> <p>When the customer reports interstate and intrastate use of in-service Switched Access Service, Carrier Common Line charges will be billed only to interstate Switched Access Service access minutes based on the data reported by the customer as set forth in Section <i>VII.F.4.</i> following except where the Telephone Company is billing according to actual usage by jurisdiction. Interstate Switched Access Service access minutes will, after adjustment as set forth in <i>IV.E.4.</i> preceding (Resale), when necessary, be used to determine Carrier Common Line Charges as set forth in <i>IV.F.5.</i> following.</p>	

#### IV. CARRIER COMMON LINE ACCESS SERVICE (Continued)

<p><b>5. Determination of Premium and Nonpremium Charges</b></p> <p>The application of premium and nonpremium rates for a specific customer, as described in Section VII.G.1.b., is dependent upon the Switched Access feature group and the availability of equal access capabilities in the end office or the WATS Serving Office from which the service is provided.</p>	
<p>After the adjustments, as set forth in IV.E.4. preceding, have been applied, when necessary, to Switched Access Service access minutes, charges for the involved customer account will be determined as follows:</p> <p>a. Premium rate Switched Access Service minutes subject to Carrier Common Line charges will be multiplied by the premium access per minute rate as set forth in Section XXI..</p>	
<p>b. Nonpremium rates Switched Access Service minutes subject to Carrier Common Line charges will be multiplied by the nonpremium access per minute rate as set forth in Section XXI..</p>	
<p>c. Carrier Common Line charges shall not be reduced, as set forth in IV.E.1., unless Switched Access charges, as described in Section VII., are applied to the customer's Switched Access Services.</p>	
<p>d. Terminating premium access or nonpremium access, per minute charge(s) apply to:</p> <p>- all terminating access minutes of use;</p>	
<p>- less those terminating access minutes of use associated with Mobile Telephone Switching Offices (MTSOs);</p>	
<p>- all originating access minutes of use associated with FGA Access Services used to provide Foreign Exchange Services; and</p>	
<p>- all originating access minutes of use associated with calls placed to Service Access Code numbers, less those originating access minutes of use associated with calls placed to 700, 800, 888 and 900 numbers for which the customer furnishes a report of either the number of minutes or a report of the percent of minutes that terminate to a subscriber or common line, rather than a dedicated access line. This report will be provided by the customer on a quarterly basis, indicating for each month thereof or quarter, the information as set forth preceding in order to calculate the common line charges.</p>	
<p>The customer will provide a report indicating separate common line information for 700, 800, 888 and 900 access minutes, at a statewide level and by jurisdiction.</p>	

#### IV. CARRIER COMMON LINE ACCESS SERVICE (Continued)

<p>The report will be based on the calendar year and will be due by the 15th day of the month preceding the quarter for which it is to be applied in order to become effective with the first full month of usage. Should the report be received after the 15th day of the month, the Telephone Company will make every effort to process the report as set forth above. When received by the Telephone Company as described herein, the quarterly report will be used for calculating common line charges on a current bill basis for the next three (3) months usage.</p>	
<p>Prorating or back billing will not occur based on the report. Any under or over estimation should be reflected in the subsequent quarterly report.</p>	
<p>If a billing dispute arises concerning the customer provided report, the Telephone Company will request the customer to provide the data used to develop the report. The Telephone Company will not request such data more than once a year. The customer shall supply the data within thirty (30) days of the Telephone Company's request.</p>	
<p>In the event the customer fails to provide a quarterly report, the Telephone Company will use the previously reported information to calculate the common line charges.</p>	
<p>e. The originating premium or nonpremium per minute charge(s) apply to:</p> <ul style="list-style-type: none"><li>- all originating access minutes of use;</li></ul>	
<p>less those originating access minutes of use associated with Feature Group A Access Services used to provide Foreign Exchange Service;</p>	
<ul style="list-style-type: none"><li>- less all originating access minutes of use associated with calls placed to Service Access Code numbers;</li></ul>	
<ul style="list-style-type: none"><li>- less those originating access minutes of use associated with Mobile Telephone Switching Offices (MTSOs);</li></ul>	
<ul style="list-style-type: none"><li>- plus all originating access minutes of use associated with calls placed to 700, 800, 888 and 900 numbers for which the customer furnishes a report of either the number of minutes or a report of the percent of minutes that terminate to a subscriber or a common line, and for which a corresponding reduction in the number of terminating access minutes of use has been made as set forth in d..</li></ul>	
<p><b>6. Universal Service Recovery Charge</b></p> <p>Pursuant to the Telecommunications Act of 1996, as implemented by the Federal Communications Commission, the Telephone Company is required to pay into a federally mandated Universal Service Fund by means of contribution factors assessed on the Telephone Company's interstate retail end user revenues. The Universal Service Fund provides federally subsidized affordable access to modern telecommunications and information services for schools, libraries, and rural health care facilities that meet specific eligibility standards, as well as providing support to subsidize basic telephone service in high cost areas and for low income subscribers.</p>	

**IV. CARRIER COMMON LINE ACCESS SERVICE** (Continued)

<p>The Telephone Company recovers its costs of contributing to the Universal Service Fund through the Universal Service Fund (USF) Recovery Charge element. The USF Recovery Charge is a percentage surcharge applied to the interstate charges which give rise to the Telephone Company's obligation. These services are any interstate services provided to an end user that are not resold, either individually or as part of a bundle of services, to another party.</p>	
<p>The USF Recovery Charge will apply to End User Common Line Charges except for Lifeline customers. The USF Recovery Charge will apply to PICC charges billed directly to the end user. The USF Recovery Charge will also apply to Special Access charges billed to the end user. The USF Recovery charge will not apply to End User Common Line Charges, PICC charges, or Special Access charges that are billed to a reseller of local exchange service in connection with services offered for resale. The USF Recovery charge will not apply to PICC charges or Special Access charges that are billed to interexchange carriers.</p>	
<p>The USF Recovery Charge rate is set forth in Section XXI., following.</p>	



## **V. END USER ACCESS SERVICE**

<b>A. <u>General Description</u></b>	
The Telephone Company will provide End User Access Service to end users who obtain local exchange service from the Telephone Company under its local exchange tariffs.	
End User Access provides for the use of an End User Common Line (EUCL) service by an end user.	
Use of a Common Line is provided twenty-four (24) hours a day, seven (7) days a week.	
<b>B. <u>Limitations</u></b>	
1. A telephone number is not provided with End User Access.	
2. Detail billing is not provided with End User Access.	
3. Directory listing are not included with End User Access.	
4. Intercept arrangements are not included with End User Access.	
5. Lifeline Assistance plans may eliminate End User Access Charges to certain qualifying end users.	
<b>C. <u>Liability</u></b>	
The regulations as set forth in Section III.A.3. preceding apply to a customer provided with End User Access Services.	
<b>D. <u>Provision and Ownership of Telephone Numbers</u></b>	
The customer has no property right to the telephone number assignment or any other call number designation associated with End User Access. The Telephone Company reserves the right to assign, designate or change such numbers, or the Telephone Company serving Central Office prefixes associated with numbers, when reasonably necessary in the conduct of its business.	
<b>E. <u>Undertaking of the Telephone Company</u></b>	
1. The Telephone Company will provide the use of an EUCL for access to interstate access services when the end user obtains local telephone exchange service.	
2. The Telephone Company will be responsible for contacts and arrangements with end users for the billing of End User Access charges.	
3. When an EUCL is provided to the end user, the Telephone Company will bill the EUCL and Access Recovery Charge (ARC) rate elements.	

## V. END USER ACCESS SERVICE (Continued)

<p><b>F. <u>Obligations of Radio Common Carriers</u></b></p> <p>When the end user is a Radio Common Carrier (RCC) or provider of paging service, such end users shall designate whether the local exchange service they are provided by the Telephone Company is used as an access line for RCC or paging services, or used as an administrative line.</p>	
<p><b>G. <u>Payment Arrangements and Credit Allowance</u></b></p> <p><b>1. <i>Minimum Period</i></b></p> <p>The minimum period for which EUCL End User Access is provided to an end user and for which charges are applicable is the same as that in the general and/or local exchange tariffs for the associated local exchange service.</p>	
<p><b>2. <i>Cancellation of Application</i></b></p> <p>End User Access is canceled when the order for the associated service is canceled. No cancellation charges apply.</p>	
<p><b>3. <i>Changes to Orders</i></b></p> <p>When changes are made to orders for the local exchange service associated with End User Access, any necessary changes will also be made for End User Access. No charges will apply.</p>	
<p><b>4. <i>Allowance for Interruptions</i></b></p> <p>When there is an interruption to End User Access, no credit will be allowed for an interruption of less than twenty-four (24) hours. The customer will be credited for an interruption of twenty-four (24) hours or more at the rate of 1/30th of the Common Line per month charge for End User Access for each period of twenty-four (24) hours or major fraction thereof that the interruption continues from the time of notice to the Telephone Company that an interruption has occurred.</p>	
<p><b>5. <i>Temporary Suspension of Service</i></b></p> <p>When an End User temporarily suspends its Local Exchange Service which is associated with End User FIA, the credit allowance for the Common Line and the Access Recovery Charge (ARC) is the same as that for the associated Local Exchange Service as set forth in the local general services tariffs.</p>	
<p><b>H. <u>Rate Regulations</u></b></p> <p><b>1. <i>Who is Billed</i></b></p> <p>EUCL per month charges will be billed to the end user of the associated Local Exchange Service. When end user local service is provided by a local service provider that resells local service (reseller), the reseller will be charged the end user access charge.</p>	

## V. END USER ACCESS SERVICE (Continued)

<p><b>2. Access Recovery Charge (ARC)</b></p> <p>The ARC is assessed when an end user or reseller obtains local exchange service from the Telephone Company, and is a per month rate that is assessed to the end user or reseller of the associated local exchange service.</p> <p>Multiparty Service:</p> <p>The EUCL charge for each multiparty subscriber shall be assessed as if such subscriber had subscribed to a single party service.</p>	
<p><b>3. Integrated Services Digital Network Line Port</b></p> <p>End Users subscribing to Integrated Services Digital Network-Base Rate Interface (ISDN-BRI) and Integrated Services Digital Network-Primary Rate Interface (ISDN-PRI) will be assessed an ISDN line port charge. When end user ISDN-BRI or ISDN-PRI is provided by a local service provider that resells local service (reseller), the reseller will be assessed the ISDN line port charge.</p>	
<p><b>4. Business Services</b></p> <p><b>a. Single Line Service</b></p> <p>When an end user is provided a single local business exchange service in a state, multiparty service included, and when this local business exchange service is provided under the general and/or local exchange service tariffs, the EUCL Single Line Business - Individual line or trunk rate as set forth in Section XXI. following, applies to each such business individual line or trunk. In the case of multiparty service each party is deemed to be a user of an EUCL.</p>	
<p><b>b. Multiline Service</b></p> <p>When an end user is provided more than one (1) local business exchange service in a state by the same Telephone Company, pay telephone and multiparty service included, and when a local exchange service is provided under the general and/or local exchange service tariffs that is not covered by c. following (Centrex), the EUCL Multiline Business - Individual line or trunk rate as set forth in Section XXI. following, applies to each such Multiline Business individual line or trunk. In the case of a multiparty service each party is deemed to be a user of an EUCL.</p>	
<p><b>c. Centrex CO and Centrex CO-like Services</b></p> <p>For business Centrex CO and business Centrex CO-like service lines or trunks, the EUCL-Centrex CO rate as set forth in Section XXI. following applies to each business line or trunk.</p>	
<p>Centrex CO is a service that a.) uses a portion of a Telephone Company switch located at the Telephone Company central office to meet the customer's internal needs and serves as the customer's interface with the local and interexchange networks and b.) links the customer's main stations to the Telephone Company switch with subscriber loops.</p>	

**V. END USER ACCESS SERVICE** (Continued)

Centrex CO-like services are services (e.g., ESSX, Centron, Centraflex, Airport Service, Hotel-Motel Service) that operate in a manner that is substantially the same as Centrex CO and a.) are provided using switches located at Telephone Company central offices and b.) link customer main stations to the Telephone Company switch with subscriber loops.	
Centrex CO and CO-like service provided to a college, university or school may serve both the college, university or school offices and the student or faculty dormitory (residential) quarters. When provided to residential quarters, the residential portion of the service is commonly known as dormitory service. Residential charges will apply to lines to the student faculty dormitory (residential) quarters as set forth in Section XXI. following. Business charges for lines to the university, college or school offices will apply as set forth in Section XXI. following. Charges shall be based on the number of the residence and business lines reported to the Telephone Company by the end user.	
<b>5. Radio Common Carriers</b>  End User Access charges do not apply for each local exchange service used only as a path for the transmission of Radio Common Carrier (RCC) traffic between the Telephone Company serving wire center and the RCC's radio equipment.	
End User Access Charges will apply to the Radio Common Carrier's local exchange service used for administrative purposes. This shall also include those Radio Common Carriers providing maritime service under Part 81 of the FCC Rules and Regulations.	
A Radio Common Carrier is described as a common carrier engaged in the provision of Public Mobile Service, (as defined in Part 22 of the FCC Rules and Regulations), which is not also in the business of providing landline local exchange telephone service.	
<b>6. Remote Call Forwarding</b>  End User Access charges do not apply for each local exchange service provided as Remote Call Forwarding (RCF) residential or business service, under the general and/or local exchange service tariffs.	

**V. END USER ACCESS SERVICE** (Continued)

<p><b>7. Residence Services</b></p> <p>a. Single Line and Multiline Service</p> <p>When an end user is provided local residence exchange service(s) in a state, and multiparty service included, and when the local residence exchange service is provided under the general and/or local exchange service tariffs, the EUCL Residence - Individual line or trunk rate as set forth in Section XXI. following, applies to each such local residence exchange service. In the case of multiparty service each party is deemed to be a user of an EUCL.</p> <p>Through: December 31, 1998:</p> <p>End User residence common line rates are applied as primary or non-primary. Primary residence end user common line rates will apply to only one (1) line, when the customer has more than one (1) line billed on a single account for the same service name at the same service address.</p> <p>Non-primary residence end user common line rates will apply to all residence lines that are not primary residence lines.</p> <p>Effective: January 1, 1999:</p> <p>End User residence common line rates are applied as primary or non-primary. Primary residence end user common line rates will apply to only one (1) line at a service location.</p> <p>Non-primary residence end user common line rates will apply to all residence lines that are not primary residence lines as stated above.</p>	
<p>b. Centrex CO and CO-like Dormitory Service</p> <p>Regulations concerning the application of EUCL charges to student or faculty dormitory (residential) quarters served by Centrex CO or CO-like service are set forth in V.H.4.c. preceding.</p>	
<p><b>8. Telephone Lifeline Assistance</b></p> <p>The primary residence end user common line charge and ARC shall be reduced by one hundred percent (100%) for lifeline service.</p>	
<p><b>9. Integrated Services Digital Network (ISDN)</b></p> <p>a. ISDN Primary Rate Interface Service (PRI)</p> <p>When an end user is provided ISDN PRI service in a state, the EUCL ISDN PRI rate applies as set forth in Section XXI. following. Each ISDN PRI service will be assessed the equivalent of five (5) Multi-Line Business ARC charges.</p>	

**V. END USER ACCESS SERVICE** (Continued)

b. ISDN Basic Rate Interface Service (BRI)

When an end user is provided ISDN BRI service in a state, the EUCL ISDN BRI rate applies as set forth in Section XXI. following.

## VI. ACCESS ORDERING

<b>A. <u>General</u></b>	
This section describes the regulations and order related charges for services set forth in other sections of this tariff. Order related charges are in addition to other applicable charges for the services provided.	
An Access Order is an order to provide the customer with Switched and Special Access or Access Related Service or to provide changes to existing services.	
The regulations rates, and charges for Special Construction as set forth in the applicable Interstate Special Construction Tariff are in addition to the regulations, rates, and charges specified in this section.	
Special Construction is not applicable to Expanded Interconnection Service.	
<b>1. <i>Ordering Conditions</i></b>	
<b>a.</b> A customer may order any number of services of the same type and between the same premises on a single Access Order. All details for services for a particular order must be identical except for those for multi-point service.	
The ordering customer must provide a copy of the access order to the Telephone Company. The customer shall provide all information necessary for the Telephone Company to provide and bill for the requested service. In addition to the order information required in <i>VI.B.</i> following, the customer must also provide:	
<ul style="list-style-type: none"><li>- Customer name and premises address(es).</li></ul>	
<ul style="list-style-type: none"><li>- Billing name and address (when different from customer name and address).</li></ul>	
<ul style="list-style-type: none"><li>- Customer contact name(s) and telephone number(s) for the following provisioning activities:<ul style="list-style-type: none"><li>(1) order negotiation</li><li>(2) order confirmation</li><li>(3) interactive design</li><li>(4) installation</li><li>(5) billing</li></ul></li></ul>	
<b>b. Packet Switching</b>	
For Packet Switching Network Service, the packet carrier must provide a Percent of Interstate Usage (PIU) in the Main Remarks section of the ASR when service is initially ordered. This PIU will be used as the basis for prorating the packet usage charges to the interstate and intrastate jurisdictions. The packet switching carrier may submit an updated PIU report in writing at any time following one (1) full month's billing. The updated report will become effective on the first day of the next monthly billing period which begins at least fifteen (15) business days after the date the revised report is received by the Telephone Company.	

**VI. ACCESS ORDERING** (Continued)

<p>c. Alternate Traffic Routing</p> <p>When the Alternate Traffic Routing Optional Arrangement is ordered, more than one (1) Customer Designated Premises (CDP) will be supplied and the number of trunks or BHMC for FGB, FGC and FGD to each CDP shall be specified.</p>	
<p>d. Expanded Interconnection Service (EIS)</p> <p>The regulations, rates and charges for EIS described in Section <i>XVII.</i> are in addition to the regulations, rates and charges described in this section.</p>	
<p>e. Special Access DS3</p> <p>The provision of Special Access requires the selection of a Terminating Option as defined in <i>VIII.B.</i>. The provision of Switched Access requires an Entrance Facility as defined in Section <i>VII.B.1.a.</i>.</p>	
<p>f. Signaling for Tandem Switching</p> <p>The regulations, rates and charges for Signaling for Tandem Switching in Sections <i>VII.</i> and <i>VIII.</i> are in addition to the regulations, rates and charges specified in this section.</p>	
<p>g. Ordering Signaling for Tandem Switching</p> <p>When ordering Signaling for Tandem Switching as described in <i>VII.C.9.a.(34)</i>, <i>VII.C.12.</i> and <i>VII.G.5.</i>, an ASR is required to establish a new FGD trunk group(s) or to add Signaling for Tandem Switching to existing FGD trunk group(s) between the Telephone Company's end office(s) and the customer designated location.</p>	
<p>When a customer orders Signaling for Tandem Switching to be established with the installation of a new FGD trunk group, Toll Free SAC, 500 SAC Access Service, or 900 SAC Access Service Trunk group, the Switched Access Ordering charge, per ASR, and the appropriate Service Installation charge, and the Design Charge, per ASR, will apply for the installation of the FGD service.</p>	
<p>When a customer orders Signaling for Tandem Switching to be added to an existing FGD trunk group, 500 Access Service only the Switched Access Ordering charge and the Design Change charge will apply for the addition of the optional arrangement.</p>	
<p>2. <i>Service Installation</i></p> <p>The Telephone Company will provide the Access Service in accordance with the customer's requested service date, subject to the constraints established by the Telephone Company schedule of applicable service dates.</p>	



**VI. ACCESS ORDERING** (Continued)

<p>The Telephone Company shall make available to all customers, upon request, a schedule of applicable service intervals for Switched and Special Access Services. The schedule shall specify the applicable service interval for services and the quantities of services that can be provided by a requested service date. Any associated material will be provided upon request and within a reasonable period of time.</p>	
<p>The Telephone Company will not accept orders for service dates which exceed the applicable service date by more than six (6) months.</p>	
<p>Access Services will be installed during Telephone Company business days. If a customer requests that installation be done outside of scheduled work hours, and the Telephone Company agrees to this request, the customer will be subject to applicable Additional Labor Charges as set forth in Section X..</p>	
<p><b>3. Selection of Facilities for Access Orders</b></p> <p>When there are analog or digital high capacity facilities to a Hub on order or in service for the customer's use, the customer may request a specific channel or transmission path to be used to provide the Switched or Special Access Service requested in an Access Service Request. The Telephone Company will make a reasonable effort to accommodate the customer request.</p>	
<p>For all other Access Service Requests, the option to request a specific transmission path or channel is not provided except as provided for under Special Facilities Routing as set forth in Section XIII. following.</p>	
<p><b>4. Minimum Period</b></p> <p>The minimum period for which Access Service is provided, and for which charges are applicable is one (1) month.</p>	
<p>When Access Service is disconnected prior to the expiration of the minimum period, charges are applicable for the balance of the minimum period.</p>	
<p>The Minimum Period Charge for monthly billed services will be determined as follows:</p> <p>For Switched Access Service the minimum period charge is set forth in Section VII.G.3..</p> <p>The Minimum Period for Miscellaneous Services is in Section X..</p> <p>The minimum periods for Special Access Services are in Section VIII.B.3.c..</p> <p>The minimum periods for Expanded Interconnection Services are in Section XVII..</p> <p>The Minimum Period for Services provided under Special Construction provisions and for which charges are applicable is specified in the applicable Interstate Special Construction Tariff.</p>	

## VI. ACCESS ORDERING (Continued)

### 5. Switched Access Ordering Requirements

Switched Access Service may be ordered by the customer on the basis of a line-side or trunk-side access connections at Telephone Company locations. Trunk side ordering regulations are as set forth in VI.A.5.a. following. Line side ordering regulations are as set forth in VI.A.5.b. following.

#### a. Trunk Side Services

Feature Groups B, C, D, 500, 800, 888 and 900 Access services are provided by the Telephone Company via trunk side connections. Trunk side connections shall be established via orders for Entrance Facilities, Direct-Trunked Transport or Tandem-Switched Transport. 500 Access or 900 Access Service Trunks are provided only at Telephone Company designated switches capable of performing the customer identification function for 500 service or 900 service. This function is also available with Signaling for Tandem Switching. All 500 NXX or 900 NXX code assignments and administration shall be in accordance with the North American Numbering Plan (NANP). 800/888 Access Service Trunks are offered only in conjunction with the 800/888 customer identification function as described in VII.C.5.a. and in conjunction with 800/888 Data Base Query Service as described in VII.C.5.c.. Customers may request 800/888 access connections to suitably equipped end offices and access tandem offices. A list of those offices will be provided upon request. All 800/888 number assignments shall be administered by the Number Administration Service Center (NASC) through the Service Management System (SMS). When direct routing of 500, 800, 888 or 900 Access Service traffic via 500, 800, 888 or 900 Access service trunks is desired, or when the customer's 500, 800, 888 or 900 Access Service traffic is combined in the same trunk group arrangement with the customer's FGC or FGD traffic, the customer must complete an Access Service Request as set forth in (1) or (2) following.

#### (1) Local Transport Entrance Facilities and Direct-Trunked Transport

ASRs for Entrance Facilities and Direct-Trunked Transport must specify the customer designated premises, type of service (e.g., Voice Grade, DS1 or DS3), the channel interface, and any options desired. In addition, ASRs for Direct-Trunked Transport must specify any Hubs involved and the end office, when direct routing to an end office is desired, or the access tandem if direct routing to an access tandem switch for purposes of obtaining Tandem-Switched Transport is desired.

ASRs for Direct-Trunked Transport must also specify the Feature Group, number of trunks at the end office or tandem, major traffic types and directionality. Originating traffic may be categorized into Domestic, 500, 800, 888, 900, operator and IDDD when the customer wishes to further segregate their originating traffic.

**VI. ACCESS ORDERING** (Continued)

<p>(2) Tandem-Switched Transport</p> <p>Customers may order Feature Groups B, C, D 500, 800, 888 and 900 Tandem-Switched Transport Services by specifying the number of trunks desired between their premises and the Telephone Company access tandem switch or BHMCs between the customer's premises and the end office and the Local Transport and Local Switching Options desired. When ordering by trunk quantities rather than BHMC quantities to a Telephone Company access tandem, the customer must also provide to the Telephone Company an End Office Detail Form specifying an estimate of the amount of traffic it will generate to and/or from each end office subtending the Telephone Company access tandem to assist the Telephone Company in its own efforts to project further facility requirements. The major traffic types and directionality must also be specified to enable efficient provisioning and billing functions.</p>	
<p>There are two (2) major traffic types identified as Originating and Terminating traffic. Because some customers will wish to further segregate their originating traffic into separate trunk groups, originating traffic may be further categorized into Domestic, 500, 800, 888, 900, operator and IDDD.</p>	
<p>When a customer orders Feature Group B, C, D, 500, 800, 888 or 900 Tandem-Switched Transport Service in trunks, the customer is responsible to assure that sufficient access facilities have been ordered to handle this traffic.</p>	
<p>Customers may order Feature Groups B, C, D, 500,800, 888 or 900 Tandem Switched Transport by specifying the number of busy hour minutes of capacity (BHMC) from the customer's premises to the end office by Switched Access arrangement and by type of BHMC. This information is used to determine the number of transmission paths as set forth in Section VII.E.5. following. The customer then specifies the Local Transport and Local Switching options desired, and for FGB the manner in which interstate communications shall be completed.</p>	
<p>The BHMC may be determined by the customer in the following manner. For each day (8 am to 11 pm, Monday through Friday, excluding national holidays), the customer shall determine the highest number of minutes of use for a single hour (e.g., 55 minutes in the 10-11 am hour). The customer shall, for the same hour period (i.e., busy hour) for each of twenty (20) consecutive days in a calendar year which add up to the largest number of minutes of use. Both originating and terminating minutes shall be included. The customer shall then determine the average busy hour minutes of capacity (i.e., BHMC) by dividing the largest number of minutes of use figure for the same hour period for the consecutive twenty (20) business day period by twenty (20). This computation shall be performed for each end office the customer wishes to serve. These determinations thus establish the forecasted BHMC for each end office.</p>	

## **VI. ACCESS ORDERING** (Continued)

<p>BHMCs are differentiated by type and directionality of traffic carried over a Switched Access Service arrangement. Differentiation of traffic among BHMC types is necessary for the Telephone Company to properly design Switched Access Service to meet the traffic carrying capacity requirement of the customer. There are two (2) major BHMC categories identified as Originating and Terminating. Because some customers will wish to further segregate their originating traffic into separate trunk groups, originating BHMCs are further categorized into Domestic, 500, 800, 888, 900, Operator and IDDD.</p>	
<p>b. Line Side Services</p> <p>Feature Group A Access service is provided by the Telephone Company via line-side connections. All customers shall provide the ordering requirements as follows:</p>	
<p>For Feature Group A Switched Access Service, the customer shall specify the number of lines and the first point of switching (i.e., dial tone office), the type of Local Transport Entrance Facility and Direct-Trunked Transport, the Local Transport options and Local Switching options desired, and the manner in which interstate communications shall be completed. In addition, the customer shall also specify which lines are to be arranged in multiline hunt group arrangements and which lines are to be provided as single lines.</p>	
<p>When Feature Group A is ordered the customer shall specify whether or not the terminating traffic is to be restricted to the FGA Access Area (local exchange calling area) as set forth in Section VII.C.1.a.(7) following or allowed to extend beyond the FGA Access area but within the LATA. When Feature Group A traffic is terminated beyond the Access Area but remains within the LATA, the rates for Switched Access as set forth in Section VII.G.1.b.(5) following, will apply.</p>	
<p><b>B. <u>Ordering Requirements</u></b></p> <p><b>1. <i>Switched Access Services</i></b></p> <p>When ordering Switched Access Service, the customer must specify whether the service is to be provided as 1.) Direct Trunked Transport to the end office, 2.) Direct Trunked Transport to a tandem which connects with Tandem Switched Transport from the tandem to the end office, or 3.) Tandem Switched Transport to the end office. When all or a portion of service is ordered as Direct Trunked Transport, the customer must specify the type and quantity of Direct Trunked Transport facility (e.g., Voice Grade or High Capacity DS1 or DS3).</p> <p>The Customer must also specify the type of Entrance Facility to be used for Switched Access (e.g., Voice Grade or High Capacity). For High Capacity Entrance Facilities, the customer must specify the facility assignment and the channel assignment for each trunk.</p> <p>Direct Trunked Transport is available at all tandems and at all end offices except those end offices identified in NATIONAL EXCHANGE CARRIER ASSOCIATION, INC. TARIFF FCC NO. 4 as not having the capability to provide Direct Trunked Transport.</p> <p>Direct Trunked Transport is not available: 1.) from end offices that provide equal access through a centralized equal access arrangement, or 2.) from end offices that lack recording or measurement capability.</p>	

## **VI. ACCESS ORDERING** (Continued)

Normally, Direct Trunked Transport of originating 800/888 calls from an end office is available only from Service Switching Point (SSP) equipped end offices. However, certain non-SSP equipped end offices can accommodate direct trunking of originating 800/888 calls. These end offices are also identified in NATIONAL EXCHANGE CARRIER ASSOCIATION, INC., TARIFF FCC NO. 4.	
When the customer has both Tandem Switched Transport and Direct Trunked Transport at the same end office, the customer will be provided Alternate Traffic Routing as set forth in Section VII.C.7.a.(14) following.	
<p>A customer's Local Transport may be connected to the Entrance Facility of another customer, providing the other customer submits a Letter of Authorization for this connection and assumes full responsibility for the cost of the Entrance Facility.</p> <p>a. Feature Group A</p> <p>When placing an order for Feature Group A Switched Access Service, the customer shall provide the following information in addition to that set forth in VI.A. preceding:</p> <ul style="list-style-type: none"> <li>- The number of lines and the first point of switching (i.e., Dial Tone Office)</li> </ul>	
- Optional Features desired	
- Whether the Off-hook Supervisory Signaling is provided by the customer's equipment before the called party answers, or is forwarded by the customer's equipment when the called party answers.	
- Number of lines to be provided as single lines	
- Number of lines to be arranged in multi-line hunt group arrangements	
- Directionality (1-way, 2-way, etc.)	
- A projected percentage of interstate use (PIU) as set forth in Section III.C.9. preceding	
- The Interexchange Carrier to which the service is connected or, in the alternative, specify the means by which the FGA access communications are transported to another state.	
<p>b. Feature Group B</p> <p>When placing an order for Feature Group B Service, the customer shall provide the following information in addition to that set forth in VI.A. preceding:</p> <ul style="list-style-type: none"> <li>- The number of trunks desired</li> </ul>	
- The end office, except when FGB is provided through a centralized equal access arrangement, when direct routing is desired	

**VI. ACCESS ORDERING** (Continued)

- The Telephone Company access tandem office when tandem routing is desired	
- Optional Features requested	
- Number of trunks to be provided as single trunks	
- Number of trunks to be arranged in trunk group arrangements	
- Directionality (1-way, 2-way, etc.)	
- A projected percentage of interstate use (PIU) as set forth in Section III.C.9. preceding	
- The Interexchange Carrier to which the service is connected or, in the alternative, specify the means by which the FGB access communications are transported to another state.	
- The access code dialing arrangement (i.e., a uniform access code of 950-1XXX or 950-0XXX).	
- For Feature Group B switched access service to a Mobile Telephone Switching Office (MTSO) directly interconnected to a Telephone Company access tandem office, the customer shall provide information to the Telephone Company indicating	
- The NXX code(s) to be accessed.	
c. Feature Group C, Feature Group D and Interim NXX Translation  When placing an order for Feature Group C and D Switched Access Service, the customer shall provide:	
- The number of BHMC from the customer designated premises to the end office by Feature Group and by type of BHMC, or Trunk Quantities.	
- The number of trunks desired between customer designated premises and an entry switch or	
- Operator Transfer Service location.	
- The number of BHMC or trunks required for or to be converted to an SS7 Signaling capability.	
- Optional Features desired	
- A projected percentage of interstate use (PIU) as set forth in Section III.C.9. preceding.	
- For Feature Group D switched access service to a Mobile Telephone Switching Office (MTSO) directly interconnected to a Telephone Company Access tandem office, the customer shall provide information to the Telephone Company indicating the NXX code(s) to be accessed.	

**VI. ACCESS ORDERING** (Continued)

When BHMC information is provided it is used to determine the number of transmission paths as set forth in Section VII.E.5. following.	
The BHMC may be determined by the customer in the following manner. For each day (8:00 a.m. to 11:00 p.m., Monday through Friday, excluding national holidays), the use for a single hour (e.g., 55 minutes in the 10-11 a.m. hour). The customer shall, for the same hour period (i.e., busy hour) for each of the twenty (20) consecutive business days, pick the twenty (20) consecutive business days in a calendar year which add up to the largest number of minutes of use. Both originating and terminating minutes shall be included. The customer shall then determine the average busy hour minutes of capacity (i.e., BHMC) by dividing the largest number of minutes of use figure for the same hour period for the consecutive twenty (20) business day period by twenty (20). This computation shall be performed for each end office the customer wishes to serve. These determinations establish the forecasted BHMC for each end office.	
Customers may, at their option, order FGD by specifying the number of trunks desired between customer designated premises and an end office or Telephone Company access tandem. When ordering by trunk quantities rather than BHMC quantities to a Telephone Company access tandem, the customer must also provide the Telephone Company an estimate of the amount of traffic it will generate to and/or from each end office subtending the Telephone Company access tandem to assist the Telephone Company in its own efforts to project further facility requirements.	
When Feature Group D is ordered with the SS7 <sup>3</sup> optional feature, the customer shall specify a reference to existing signaling connections or reference a related SS7 signaling connection order. When ordering SS7 signaling, the customer shall provide the Signaling Transfer Point codes, location identifier codes and circuit identifier codes. In addition, the customer shall work cooperatively with the Telephone Company to determine the number of SS7 signaling connections required to handle its signaling traffic. The access order charge will apply as set forth in Section XXI..	
d. 500/800/888/900 NXX Code Activation/Deactivation  500 Access, 800/888 Access and 900 Access Service NXX Code Activation shall be ordered by the customer for an entire Telephone Company serving area, State within a serving area, or LATA associated with a Telephone Company serving area. The customer must specify in its Access Service Request, the 500, 800, 888 or 900 NXX codes to be activated or deactivated and the service area desired.	
The Telephone Company will activate or deactivate the requested NXX codes in all Telephone Company switches which perform the customer identification function for 500, 800, 888 or 900 Access Service within the service area ordered by the customer.	

---

<sup>3</sup> SS7 Signaling is available only where technically feasible.

**VI. ACCESS ORDERING** (Continued)

	<p>When a customer's 500 Access, 800/888 Access or 900 Access Service traffic originates from a Telephone Company end office which is not capable of performing the customer identification function the customer may be required, upon reasonable notice, to provide the Telephone Company an estimate of the amount of traffic it will generate from the end office to assist the Telephone Company in its own efforts to project future facility requirements.</p>	
	<p>For additional and/or deletions of 500 Access, 800/888 Access or 900 Access Service NXX(s) subsequent to the initial order for service, the customer shall place an Access Service Request identifying the requested changes at least thirty (30) days prior to the desired effective date in order to allow the Telephone Company sufficient time to implement the change. Calls originating in Telephone Company jurisdictions to NXXs which the customer has not ordered activated will be blocked in the end offices or Telephone Company access tandems which possess the technical capabilities to block such calls.</p>	
<p>e. Coin Services</p>	<p>An Access Service Request (ASR) is required from the customer to add 1+ coin traffic from an end office. At the customer's option, the ASR can be issued at a 1+ coin tandem or end office level. For an initial customer order at a 1+ coin tandem, the Telephone Company must receive the request at least one hundred twenty (120) calendar days prior to the requested effective date. Standard provisioning intervals will apply to subsequent orders involving that 1+ coin tandem.</p>	
	<p>The customer must provide the Telephone Company with written notification stating that an order is being submitted pursuant to an agreement with a secondary service provider prior to the routing of 1+ interLATA coin traffic to a provider other than the customer.</p>	
<p>f. Common Channel Signaling System 7<sup>4</sup> Services</p>	<p>Common Channel Signaling System 7 (CCS7) Access Service facilities may be ordered by the customer for interconnection between a Telephone Company Signal Transfer Point (STP) and a customer's premises. CCS7 Access Services shall be ordered and installed pursuant to specifications in Bellcore Technical Reference Publication TR-TSV-000905. Each service application used in conjunction with CCS7 Access Service will require a separate ASR.</p>	
	<p>When ordering SS7 Out of Band Signaling for FGD, 500, 800/888 or 900 Access Service, the ASR must specify the existing CCS7 Access Service facilities or a related ASR for CCS7 Access Service. The ASR must also include STP point codes, STP location identifier codes, FGD, 500, 800, 888 or 900 Access Service trunk circuit identification codes, and switch type. All traffic carried by that FGD, 500, 800/888 or 900 Access Service will be equipped with Out of Band Signaling. The customer and the Telephone Company will work cooperatively to determine the number of CCS7 Access Service connections required to handle the customer's CCS7 Out of Band Signaling Traffic.</p>	

---

<sup>4</sup> SS7 Signaling is available only where technically feasible.



## VI. ACCESS ORDERING (Continued)

<p>g. Line Information Data Base (LIDB)</p> <p>When ordering a Line Information Data Base (LIDB) Query Service, the customer shall provide an ASR specifying the originating point codes (OPCs) of the customer's designated operator service system (OSS) sending the query or queries, and the desired due date of the order. LIDB Query Service is provided in conjunction with interconnection to the Telephone Company's SS7<sup>4</sup> network as set forth in Sections VII.C.10. and VII.C.11..</p>	
<p>h. Expanded Interconnection Services (EIS)</p> <p>When ordering Expanded Interconnection Services (EIS) as described in Section XVII., the customer shall place an ASR for the cross connect, as described in Section VIII.B.1.d., to interconnect the facilities of the Telephone Company to the facilities of the customer. Each service application used in conjunction with EIS will require a separate ASR. When ordering additions or changes to the existing EIS facilities, the customer must refer to the specific EIS facilities affected by the additions or changes.</p>	
<p>2. <i>Equal Access Conversions</i></p> <p>When an office is scheduled to be converted to equal access, the IC must submit an Access Service Request for FGD service no later than one hundred twenty (120) days prior to the end office equal access conversion date in order for the IC to participate in the presubscription process as described in Section X.C.3.. ICs wishing to participate in pay telephone balloting must specify if the carrier will handle 0+ traffic only, both 0+ and 1+ traffic, or 0+ with 1+ traffic being handled by a secondary service provider. When 1+ coin traffic is handled by a secondary service provider, the participating IC must identify the secondary service provider.</p>	
<p>Customers may request existing FGA or FGB services be converted to FGD upon the conversion of an office to equal access. Changes in Feature Group types are provided as set forth in Section VII.G.1.a. following.</p> <p>a. Feature Group D Facilities Shortages</p> <p>In the event a shortage of FGD resources exists, the Telephone Company will make every reasonable effort to meet all Access Services Requests as of the equal access conversion date. In the event these efforts are unsuccessful, the Telephone Company will notify all ICs requesting FGD service that a shortage of facilities exists and allocation of available facilities among participating ICs is necessary.</p>	
<p>The available resources are determined by the Telephone Company and represent the equipment and facility quantities necessary to provide FGD service, excluding interLATA FGC and interLATA FGC terminating resources currently in service. If the interLATA FGC trunks are arranged to carry two-way traffic, one-half will be considered available resources.</p>	
<p>FGD resources are allocated to each IC based on the percent of end users that are presubscribed to that IC as counted thirty (30) days prior to the conversion date.</p>	

## VI. ACCESS ORDERING (Continued)

<p>For example, if ten percent (10%) of end users in an end office, or a group of end offices served by a common access tandem, scheduled to be converted to equal access are presubscribed to a particular IC, ten percent (10%) of the total available FGD services will be allocated to that IC.</p>	
<p>The quantity of resources in service for each IC as determined by the allocation process will be adjusted on the basis of actual usage and blocking measurements. Actual usage adjustments will be made ninety (90) days after conversion to equal access. If necessary, this reallocation process will continue at three (3) month intervals until all initial service requests have been met.</p>	
<p>b. Operator Services</p> <p>Operator Services, as described in Section VII.C.7. following, are provided to all customers via Feature Group D Switched Access Service for calls associated with end offices converted to equal access. Operator Services are provided for calls associated with end offices not converted to equal access via Feature Group C Switched Access Services to AT&amp;T only. Operator Service customers must order, if none exists, sufficient Switched Access trunking facilities between their premises and the Telephone Company designated Operator Service switching locations in accordance with the ordering requirements set forth in VI.A. and VI.B. preceding. At the option of the customer, Operator Transfer and Inward Operator Assistance traffic may be combined on the same trunk group. Operator Service switching locations, in which Operator Services are available, are identified in National Exchange Carrier Association Tariff FCC No. 4. Rates and charges applicable to the provision of Operator Service functions are set forth in Section XXI. following.</p>	
<p>3. <i>Special Access Service</i></p> <p>a. General</p> <p>When placing an order for Special Access Services, the customer must provide the requirements as follows:</p>	
<p>For all Special Access Services, the customer must specify the customer designated premises or Hubs involved, the type of service, (e.g., Voice Grade, High Capacity, etc.) the channel interface, technical specification package and options desired. The customer must also indicate the jurisdiction of the circuit as set forth in Section VIII.A.7. following. For multipoint services, the channel interface at each premises may, at the request of the customer, be different but all such interfaces shall be compatible.</p>	
<p>All part-time Video and Program Audio services are subject to a service inquiry. A service inquiry is a request to the Telephone Company to determine if facilities exist to provide the service ordered and to determine the service date on which service can be provided to the customer.</p>	

## VI. ACCESS ORDERING (Continued)

<p>b. Expanded Interconnection Services (EIS)</p> <p>When ordering Expanded Interconnection Services (EIS) as described in Section XVII., the customer shall place an ASR for the Cross Connect, as described in Section VIII.B.1.d., to interconnect the facilities of the Telephone Company to the facilities of the customer. Each service application used in conjunction with EIS will require a separate ASR. When ordering additions or changes to the existing EIS facilities, the customer must refer to the specific EIS facilities affected by the addition or change.</p>	
<p>4. <i>WATS or WATS-Type Services</i></p> <p>Special Access Service may be ordered for connection with FGA, FGB, FGC, or FGD Switched Access Service at Telephone Company designated WATS Service Offices (WSOs) for the provision of WATS or WATS-Type Services and may be ordered separately by a customer other than the customer which orders the FGA, FGB, FGC, or FGD Switched Access Service. For the Special Access Service the customer shall specify:</p> <ul style="list-style-type: none"><li>- The customer designated premises at which the Special Access service terminates</li></ul>	
<ul style="list-style-type: none"><li>- The type of line (i.e., two-wire or four-wire)</li></ul>	
<ul style="list-style-type: none"><li>- The type of calling (i.e., originating, terminating or two-way (2))</li></ul>	
<ul style="list-style-type: none"><li>- Type of Supervisory Signaling.</li></ul>	
<p>When the optional screening, switching and/or recording functions are not provided at the customer serving wire center, Channel Mileage, as set forth in Section VIII.B.1. following, must be ordered between that wire center and the nearest WSO where the screening, switching and/or recording functions can be provided.</p>	
<p>5. <i>Mixed Use Facilities – Switched and Special Access</i></p> <p>Mixed use is the provision of both Switched Access and Special Access Services over the same High Capacity facilities. Mixed use facilities to a hub will be ordered and provided as Special Access Service. Where mixed use is employed, individual services utilizing these facilities must be ordered as Special Access Service as further elaborated and set forth in Section VIII.B.6. following.</p>	

## **VI. ACCESS ORDERING** (Continued)

<p><b>6. <i>Miscellaneous Services</i></b></p> <p>Testing Service, Additional Labor, Telecommunications Service Priority and Special Facilities Routing shall be ordered with an Access Order or may subsequently be added to a pending order at any time up to and including the service date for the access service. When miscellaneous services are added to a pending order a service date change may be required. When a service date change is required, the service date change charge as set forth in Section XXI. following will apply. When miscellaneous services are added to a pending order, charges for a design change as set forth in Section XXI. following, will apply when an engineering review is required. If both a service date change and an engineering review are required, both the Service Date Change Charge, and the Design Change Charge will apply as set forth in VI.C.2. following.</p>	
<p>The rates and charges for these services, as set forth in Section XXI. of this tariff, will apply in addition to the ordering charges set forth in Section XXI., and the rates and charges for the Access Service with which they are associated. These charges are also applicable when a customer orders International Blocking.</p>	
<p>Additional Engineering is not an ordering option, but will be applied to an Access Order when the Telephone Company determines that Additional Engineering is necessary to accommodate a customer request. Additional Engineering will only be required as set forth in Section X. following. When it is required, the customer will be so notified and will be furnished with a written statement identifying the reasons for the Additional Engineering as well as an estimate of the charges. If the customer agrees to the Additional Engineering, a firm order will be established. If the customer does not want the service or facilities after being notified that Additional Engineering of the Telephone Company facilities is required, the order will be withdrawn and no charges will apply. Once a firm order has been established, the total charge to the customer for the Additional Engineering may not exceed the estimated amount by more than ten percent (10%).</p>	
<p><b>7. <i>Discontinuance of Switched Access FGD</i></b></p> <p>A Discontinuance Charge applies if a customer discontinues FGD service provided at the conversion of an end office to equal access. The Discontinuance Charge applies to each FGD trunk discontinued with one (1) exception. When the FGD service is a result of an upgrade from FGB, FGC or SAC Access Service trunks in service prior to conversion to equal access, the Discontinuance Charge will only apply to the number of FGD trunks being discontinued that are in excess of the number of FGB, FGC or SAC Access Service trunks in service prior to conversion to equal access. However, the customer may still be liable for any Minimum Period charges in Section XXI. that may be applicable to the FGB, FGC or SAC Access Service trunks that were in service prior to conversion. For purposes of calculating the Discontinuance Charge the Maximum Discontinuance Charge will be amortized in equal monthly increments (i.e., Maximum Discontinuance Charge divided by 12) over a twelve (12) month period beginning on the date the end office converts to equal access. The Maximum Discontinuance Charge is equal to the FGD Maximum Cancellation Charge in Section XXI.. The charge assessed will be the unamortized portion of the Maximum Discontinuance Charge.</p>	

## **VI. ACCESS ORDERING** (Continued)

<p><b>C. <u>Access Orders for Services Provided By More Than One Telephone Company</u></b></p> <p>Access Services provided by more than one (1) Telephone Company are services where one end of the Local Transport or Channel Mileage element is in the operating territory of one (1) Telephone Company and the other end of the element is in the operating territory of a different Telephone Company or where the Interim NXX Translation service and the end office are not provided by the same Telephone Company.</p>	
<p>The ordering procedure for this service is dependent upon the billing arrangement, as set forth in Section <i>III.D.5.</i> preceding, to be used by the Telephone Companies involved in providing the Access Service. The Telephone Company will notify the customer which of the ordering procedures will apply.</p> <p><b>1. <i>Single Company Billing Ordering</i></b></p> <p>The Telephone Company receiving the order from the customer will arrange to provide the service, and bill the customer as set forth in Section <i>III.D.5.a.</i>. The customer will place the order with the Telephone Company as follows:</p> <p><b>a. Single Company Billing</b></p> <p>For Switched Access Services the customer will place the order with the Telephone Company in whose territory the first point of switching is located. The first point of switching is:</p> <ul style="list-style-type: none"> <li>- FGA – dial tone office</li> </ul>	
<ul style="list-style-type: none"> <li>- FGB – access tandem, end office or centralized equal access provider</li> </ul>	
<ul style="list-style-type: none"> <li>- FGC – end office</li> </ul>	
<ul style="list-style-type: none"> <li>- FGD – end office or access tandem</li> </ul>	
<p>When the first point of switching is not in the same Telephone Company's territory as the Interexchange Carrier premises, the customer must supply a copy of the order to the Telephone Company in whose territory the Interexchange Carrier premises is located, and any other Telephone Company(s) involved in providing the service. When service is provided through a centralized equal access provider, the customer must supply a copy of the order to the Telephone Company in whose territory the Interexchange Carrier premises is located, and any other Telephone Company(s) involved in providing the service. When service is provided through a centralized equal access provider, the customer must supply a copy of the order to that provider.</p>	

**VI. ACCESS ORDERING** (Continued)

<p>b. Multiple Company (Interconnection Point) Billing</p> <p>Each Telephone Company will provide its portion of the Access Service within its operating territory to an interconnection point(s) (IP) with the other Telephone Company(s). The interconnection point(s) and billing percentages will be determined by the Telephone Companies involved in providing the Access Service and listed in National Exchange Carrier Association, Inc., Tariff FCC No. 4. Each Telephone Company will bill the customer for its portion of the service as set forth in Section III.D.5.b.. All other appropriate charges in each Telephone Company tariff are applicable.</p>	
<p>When service is ordered under the provisions of the following paragraphs, the customer must also supply a copy of the order to the Telephone Company in whose operating territory a customer designated premises is located an any other Telephone Company(s) involved in providing the service. Additionally, when service is provided through a centralized equal access provider, the customer must supply a copy of the order to that provider.</p> <p>(1) For Feature Group A and B Switched Access Service, the customer must place an order with the Telephone Company in whose territory the first point of switching is located, (i.e., FGA - dial tone office, FGB - access tandem or end office). The Telephone Company will designate the first point(s) of switching for FGB services where the Telephone Company elects to provide equal access through a centralized equal access arrangement. Those Telephone Company offices providing equal access through centralized arrangements are identified in NATIONAL EXCHANGE CARRIER ASSOCIATION, INC., TARIFF FCC NO. 4.</p>	
<p>(2) For Feature Group C and D Switched Access Service, the customer must place an order with the Telephone Company in whose territory the end office is located.</p>	
<p>(3) Except for Special Access Service provided as set forth in (4) or (5) below, the customer may place the order for a Special Access Service with either Exchange Telephone Company.</p>	
<p>(4) For Special Access Service involving a hub(s), the customer must place the order with the Telephone Company in whose territory the hub(s) is located.</p>	
<p>(5) For Special Access Service to be interconnected with Switched Access Services at Telephone Company designated WATS Servicing Offices for the provision of WATS or WATS-Type Services, the customer must place an order with each Telephone Company in whose territory the end office and the WATS Service Office are located, if they are not collocated.</p>	
<p>(6) For initiation, additions, changes, or deletions to the 800/888 NXX code(s), the customer must place an order with the Telephone Company who provides the Customer Identification Function for 800/888 Access Service. The customer must also provide a copy of the order to the Telephone Companies subtending the office providing Customer Identification.</p>	

## **VI. ACCESS ORDERING** (Continued)

<p>(7) When FGA is ordered in a multi -Telephone Company provided Extended Area Service area or FGB is ordered in a multi-Telephone Company access tandem arrangement, the customer must provide a copy of the order to all Secondary Exchange Carriers. Each Exchange Carrier will bill as set forth in Section <i>III.D.5.</i> preceding.</p>	
<p>c. EAS Arrangements</p> <p>Where a customer utilizes FGA to originate and/or terminate calls within an Extended Area Service (EAS) calling area provided by more than one (1) telephone company, as set forth in Section <i>III.D.5.c.</i> preceding, the customer shall submit an ASR for FGA service in the manner set forth in <i>a.</i> preceding. The customer shall also provide a copy of the ASR to any other Telephone Company involved in providing the service within the EAS calling area.</p>	
<p><b>2. Access Service Request Modifications</b></p> <p>The customer may request a modification of its Access Service Request prior to the service date. The Telephone Company will make every effort to accommodate a requested modification when it is able to do so with the normal work force assigned to complete such an order within normal business hours. If the modification cannot be made with the normal work force during normal business hours, the Telephone Company will notify the customer. If the customer still desires the Access Service Request modification, the Telephone Company will schedule a new service date. All charges for Access Service Request modifications will apply on a per occurrence basis.</p>	
<p>Any increase in the number of Special Access Service circuits, Switched Access Service Entrance Facility circuits, Direct-Trunked Transport circuits, lines, trunks or busy hour minutes of capacity, or STP Port Terminations and CCS7 Access Service Facilities will be treated as a new Access Service Request (for the increased amount only).</p>	
<p>If order modifications are necessary to satisfy the transmission performance for a Special Access Service ordered by a customer, these changes will be made without order modification charges being incurred by the customer.</p> <p>a. Service Date Change Charge</p> <p>Access Order service dates may be changed, but the new service date may not exceed the original service date by more than thirty (30) calendar days. If the customer is unable to accept the service on the established service date and/or the customer requested service date is more than thirty (30) calendar days after the original service date, the customer will have the following options:</p> <p>(1) the original order will be canceled by the Telephone Company, and reissued with appropriate cancellation charges applied, or</p>	
<p>(2) the billing will commence for the services ordered on the original ASR.</p>	
<p>If the Telephone Company determines it can accommodate the customer's request without delaying service dates for orders of other customers, a new service date may be established that is prior to the original standard or negotiated interval service date.</p>	

**VI. ACCESS ORDERING** (Continued)

<p>If the service date is changed to an earlier date, the customer will be notified by the Telephone Company that Expedited Order Charges as set forth in c. following apply. Such charges will apply in addition to the Service Date Change Charge.</p>	
<p>A Service Date Change Charge will apply as shown in Section XXI. on a per order per occurrence basis, for each service date changed.</p>	
<p>b. Design Change Charge</p> <p>The customer may request a design change to the service ordered. A design change is any change to an Access Service Request which requires engineering review. An engineering review is a review by Telephone Company personnel, of the service ordered and the requested changes to determine what changes in the design, if any, are necessary to meet the changes requested by the customer. Design changes include such things as the addition or deletion of optional features or functions or a change in the signaling arrangements associated with Switched Access Entrance Facility interface groups. Design changes do not include a change of Switched Access Entrance Facility type, end user premises, end office switch, Feature Group type or Special Access Service circuit type. Changes of this nature will require the issuance of a new order and the cancellation of the original order with appropriate cancellation charges applied.</p>	
<p>The Telephone Company will review the requested change, notify the customer whether the changes can be accommodated and whether a new service date is required. If the customer authorizes the Telephone Company to proceed with the design change, a Design Change Charge will apply. The Design Change Charge will apply on a per order per occurrence basis, for each order requiring a design change. The applicable charge is shown in Section XXI. of this tariff.</p>	
<p>If a change of service date is required, the Service Date Change Charge as set forth in a. preceding will also apply.</p>	
<p>c. Expedited Order Charge</p> <p>(1) When placing an Access Service Request a customer may request a service date that is prior to the Telephone Company's published service date interval. A customer may also request an earlier service date on a pending Access Service Request. If the Telephone Company determines that service can be provided on the requested date an Expedited Order Charges will apply.</p>	
<p>A customer may request a change of end user premises within the same serving wire center. When this occurs, the service date is changed to reflect the standard service date interval. If the customer requests an earlier service date, an Expedited Order Charge will apply.</p>	
<p>When an expedited service date is missed, the Expedited Order Charge will apply unless the missed service date is caused by the Telephone Company.</p>	



## **VI. ACCESS ORDERING** (Continued)

<p>The Expedited Order Charge will apply to all services found in the tariff unless otherwise specified. This charge will be applied when the customer requests a service date that is prior to the standard service date interval on an Access Order, or when a customer requests an earlier service date on a pending Access Order.</p>	
<p>The Expedited Order Charge, as set forth in Section XXI., will apply on a per order basis for each day the service order is advanced.</p>	
<p>(2) If the Telephone Company determines that provision of service on the expedited date will require additional work efforts outside of normal scheduled business hours, the customer will be notified and will be provided with an estimate of the additional charges involved. The charges will be based on the Additional Labor Rates set forth in Section X. following and are in addition to the Expedited Order Charge described in (1) preceding. Actual charges assessed will not exceed the estimate by more than ten percent (10%).</p>	
<p>When the request for expediting occurs subsequent to the issuance of the Access Service Request, a Service Date Change Charge as set forth in a. also applies.</p>	
<p><b>3. <i>Cancellation of an Access Service Request</i></b></p> <p>A customer may cancel an Access Service Request on any date after receipt of the Access Service Request by the Telephone Company and prior to the installation of service. The cancellation date is the date the Telephone Company receives written or verbal notice from the customer that the Access Service Request order is to be canceled. The verbal notice must be followed by written notice confirmation within ten (10) days. If written confirmation of the cancellation is not received by the Telephone Company, the verbal notice will not be considered a valid cancellation notice. When a customer cancels an Access Service Request for the discontinuance of a service, no charges apply for the cancellation.</p> <p>a. <b>Delay of Service Date by Customer</b></p> <p>If a customer or a customer's end user is unable to accept Access Service within thirty (30) calendar days after the original service date, the customer has the choice of the following options:</p> <ul style="list-style-type: none"> <li>- The Access Service Request shall be canceled and charges described in c. following will apply, or</li> </ul>	
<ul style="list-style-type: none"> <li>- Billing for the service will commence.</li> </ul>	
<p>In such instances, the cancellation date or the billing date, depending on which option is selected by the customer, shall be the thirty-first (31st) day beyond the original service date of the Access Service Request.</p>	

**VI. ACCESS ORDERING** (Continued)

<p>b. Delay of Service Date by Telephone Company</p> <p>If the Telephone Company misses a service date by more than thirty (30) days due to circumstances over which it has direct control (excluding, e.g., Acts of God, governmental requirements, work stoppages and civil commotions), the customer may cancel the Access Service Request without incurring cancellation charges.</p>	
<p>c. Cancellation Charge</p> <p>When a customer cancels an Access Service Request prior to the service date, but after the Firm Order Confirmation Date, a cancellation charge will apply for each Access Service Request cancelled. The Firm Order Confirmation Date is defined in Section <i>III.F.</i> of this tariff. The cancellation charge is shown in Section <i>XXI.</i>.</p>	
<p>d. Partial Cancellation Charge</p> <p>Any decrease in the number of ordered Special Access Service circuits or Switched Access Service lines, trunks or CCS/SS7 Port Terminations on a pending ASR will be treated as a partial cancellation. The charge will be determined by prorating the cancellation charge shown in Section <i>XXI.</i> by the percentage of the order cancelled. The percentage of the order cancelled will be based on the capacity of the cancelled circuits compared to the total capacity originally ordered.</p>	
<p>4. <i>Minimum Period Charges</i></p> <p>a. When Access Service is disconnected prior to the expiration of the minimum period, charges are applicable for the balance of the minimum period. A disconnect constitutes facilities being returned to available inventory.</p>	
<p>For purposes of applying minimum period charges, the disconnect date shall be two (2) business days after the date the Telephone Company receives written notification from the customer, or the date the customer requests service be disconnected, whichever is the later date.</p>	
<p>b. The Minimum Period Charge for monthly billed services will be determined as follows:</p>	
<p>For Switched Access usage sensitive rate elements, the charge for the minimum period, or fraction thereof, is equal to the applicable rates for the actual or assumed usage for the minimum period or such fraction thereof. For Switched Access flat-rated monthly elements (i.e., Entrance Facility, Direct-Trunked Transport and Multiplexing rates), the charge for the minimum period or fraction thereof is the applicable monthly rates for the service.</p>	
<p>For Special Access, the minimum Period Charges are described in Section <i>VIII.B.7.</i>.</p>	
<p>5. <i>Switched Access Minimum Capacity Requirements</i></p> <p>a. When a customer orders Switched Access, it will be provided subject to the minimum capacity provisions in <i>VI.C.5.b.</i> through <i>VI.C.5.d.</i>.</p>	

**VI. ACCESS ORDERING** (Continued)

b. There is no minimum capacity for Interface Arrangements 1 and 2 in VI.C.5.d.. However, for Interface Arrangements 3 through 10 the minimum capacity is in VI.C.5.d.. A description of Interface Arrangements is found in Section XII..				
c. For the purpose of administering the minimum capacity provisions, different Switched Access feature groups for the same customer may be grouped together if the facilities provided for all the connections are the same and terminate in the same facilities terminal in the same Telephone Company access tandem or end office.				
d. The following table provides the total capacity of the interface and the thresholds for minimum ASR requirements. When the customer requests one of the following it is required to order sufficient lines for FGA, and sufficient trunks or BHMCs for FGB, FGC, FGD and SAC Access Service to satisfy the minimum capacity. When the customer requests more than one (1) of the same Interface Arrangements, it is required to meet the total minimum capacity of all such Interface Arrangements.				
<u>Interface Arrangement</u>	<u>Interface Type</u>	<u>Interface Name</u>	<u>Total Capacity (circuits)</u>	<u>Minimum Capacity (circuits)</u>
1	Voice Frequency	2-wire	1	NA
2	Voice Frequency	4-wire	1	NA
3	Analog	Group	12	9
4	Analog	Super group	60	42
5	Analog	Master group	600	420
6	Digital	DS1	24	17
7	Digital	DS2	48	34
8				
9	Digital	DS3	672	471
10	Digital	DS3C	1344	941

## VII. SWITCHED ACCESS SERVICE

<p><b>A. <u>General</u></b></p> <p>Switched Access Service, which is available to customers for their use in furnishing their services to end users, provides a communication path between a customer's premises and an end user's premises. It provides for the use of common terminating, switching and trunking facilities and common subscriber plant of the Telephone Company. Switched Access Service provides for the ability to originate calls from an end user's premises to a customer's premises, and to terminate calls from a customer's premises to an end user's premises in the LATA where it is provided. Specific references to material describing the elements of Switched Access Service are provided in <i>VII.B.</i>.</p>	
<p>Switched Access services, when used to provide Signaling for Tandem Switching may be connected to a customer's access tandem via Direct-Trunked Transport from the end office(s) to the customer's serving wire center or to a customer's transmission equipment and facilities using a DS1 or DS3 Cross Connect arrangement where the customer is provided Expanded Interconnection Service as described in Section <i>XVII.</i>. Signaling for Tandem Switching is available with FGD Switched Access, 500 or 900 Access Service and can only be provided from equal access end offices. Signaling for Tandem Switching is not available via a Telephone Company access tandem.</p>	
<p>The provision of each Feature Group requires Local Transport facilities, including an Entrance Facility where required, and the appropriate End Office functions. In addition, Special Access Service may, at the option of the customer, be connected with Feature Groups A, B, C, or D at Telephone Company designated WATS Serving Offices.</p>	
<p>There are three (3) specific transmission specifications (i.e., Types A, B and C) that have been identified for the provision of Feature Groups. The technical specifications for the Entrance Facility and Direct Trunked Transport are the same as those set forth in Section <i>VIII.</i>, following, for Voice Grade and High Capacity services. The specifications provided are dependent on the Interface Group and the routing of the service, i.e., whether the service is routed directly to the end office or via a Telephone Company access tandem. The parameters for the transmission specifications are set forth in Section <i>XII.A.</i> following.</p>	
<p>Rates and charges for Common or Dedicated Switched Access Service depend generally on the specific Feature Group ordered by the customer, e.g., for MTS or WATS services or MTS/WATS equivalent services or Customer Identification Function for 800 Access Service.</p>	
<p>Rates and charges for Switched Access Service and query charges including Entrance Facilities are set forth in Section <i>XXI.</i> following. The application of rates for Switched Access Service is described in <i>VII.G.</i> following.</p>	
<p>The Telephone Company, to the extent that such services are or can be made available with reasonable effort, and after provision has been made for the Telephone Company's telephone exchange services, will provide to the customer upon reasonable notice service offered in this section of this tariff at rates and charges specified therein.</p>	

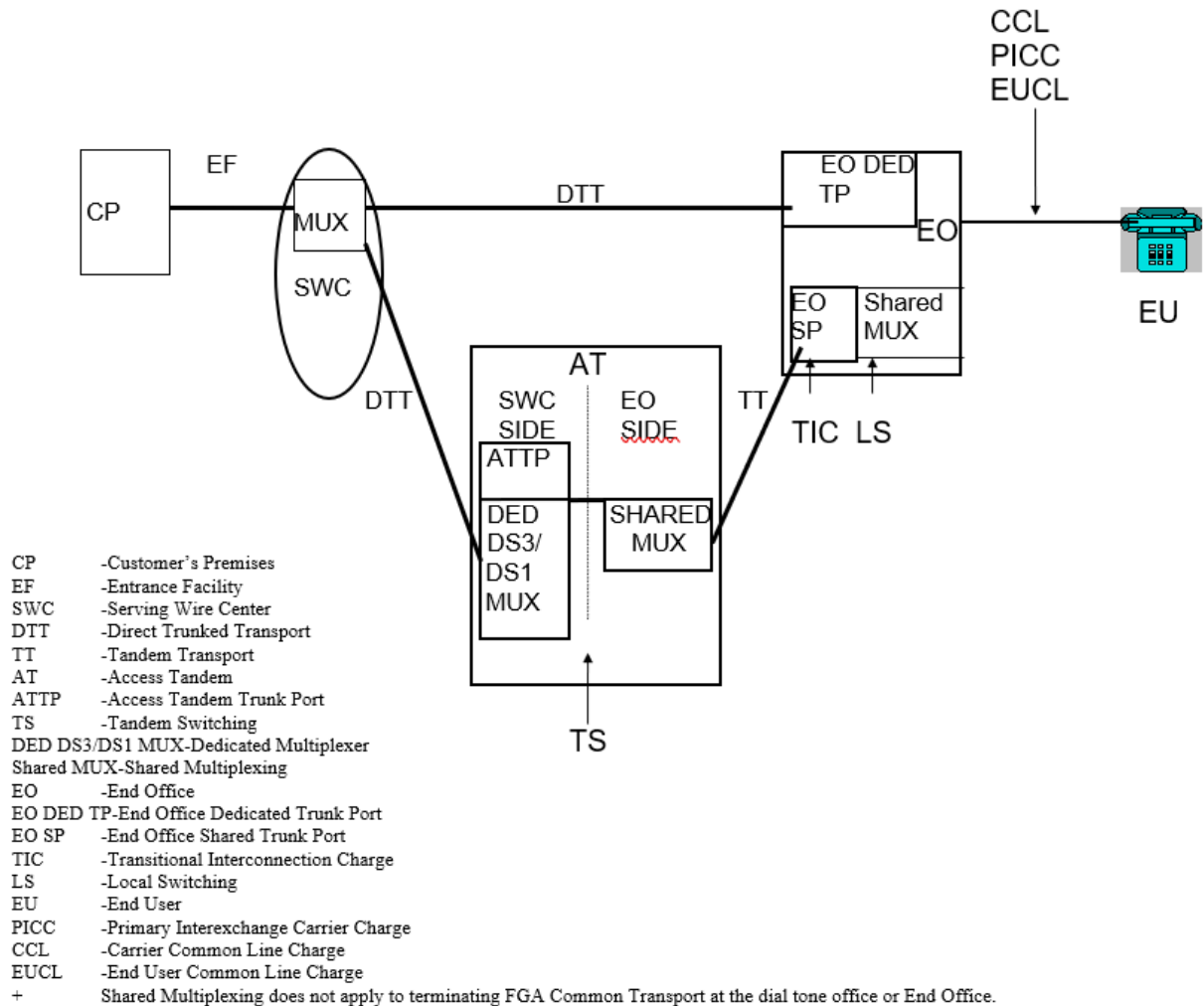
## **VII. SWITCHED ACCESS SERVICE (Continued)**

<p><b>B. <u>Rate Categories</u></b></p> <p>There are three (3) rate categories which apply to Switched Access Service:</p> <ul style="list-style-type: none"><li>- Local Transport</li><li>- Entrance Facility</li><li>- Direct Trunked Transport</li><li>- Tandem Switched Transport</li><li>- Transitional Interconnection Charge</li><li>- Multiplexing</li><li>- End Office Shared Trunk Port</li><li>- End Office Dedicated Trunk Port</li><li>- Access Tandem Trunk Port</li><li>- Shared Multiplexing</li><li>- End Office Local Switching</li><li>- Local Switching</li><li>- Information Surcharge</li><li>- 800/888 Data Base Query Service</li><li>- Common Line (described in Section IV. preceding)</li></ul>	
<p>Rates are applied either as premium rates or nonpremium rates. Nonpremium rates are discounted access minute rates for measured or assumed access minutes. The specific application of these rates for a customer is dependent upon the Switched Access Service and the availability of equal access capabilities in the end office to which the service is provided.</p>	
<p>The following rules provided the basis for applying the rates and charges:</p>	
<p>Premium rates apply to all FGC and FGD access minutes, 800/888 and 900 Access Service access minutes that originate from end offices equipped with equal access (i.e., FGD) capabilities, and all originating and terminating access minutes where the service is provided to AT&amp;T.</p>	
<p>Premium rates also apply to FGA and FGB access minutes that originate from or terminate at end offices or entry switches equipped with equal access (i.e., FGD) capabilities, except those end offices subtending a centralized equal access tandem where the use of a 10XXX access code is not available.</p>	
<p>When an end office is converted to an equal access end office, the FGA and FGB customers will have the choice of converting existing services to equal access (i.e., Feature Group D) at no charge, as set forth in VII.G.1. following or retaining the existing services. Premium rates will apply to the total access minutes beginning on the actual conversion date, whether the customer chooses to convert to FGD or retain existing services. Existing FGC service must be converted to FGD service when an end office is converted to equal access.</p>	
<p>Nonpremium usage rates apply to all FGA or FGB access minutes (measured or assumed) and all 800/888 Access Service and 900 Access Service access minutes that originate from or terminate at end offices not equipped with equal access capabilities. Nonpremium rates also apply to all FGA and FGB access minutes originating from or terminating to an end office subtending a centralized equal access tandem where the use of a 10XXX access code is not available.</p>	

## VII. SWITCHED ACCESS SERVICE (Continued)

Where originating and/or terminating measurement capability does not exist for FGA or FGB provided to an entry switch, the number of access minutes that will be assumed are as set forth in VII.G.4. following.

The following diagram depicts a generic view of the components of Switched Access Service and the manner in which the components are combined to provide a complete Access Service.



## VII. SWITCHED ACCESS SERVICE (Continued)

<p><b>1. Local Transport Description</b></p> <p>Local Transport provides the transmission of Switched Access communications between the customer's premises and the originating or terminating end office switch(es) in the Access Area with one (1) exception. Local Transport associated with FGA 1+ terminating traffic provides for the transmission of Switched Access outside the Access Area, however, within the LATA. Local Transport is comprised of the following rate elements; an Entrance Facility Rate, a Dedicated Transport Rate, a Tandem-Switched Transport Rate and an Interconnection Rate. A Dedicated Switched Access Transport Rate is associated with CCS7 Access Service. Where Local Transport rates are applied on a distance sensitive basis, airline mileage is calculated in accordance with the V&amp;H coordinate method as set forth in NECA Traffic FCC No. 4. If the calculated miles result in a fraction, the value is rounded up to the next full mile.</p>	
<p>Local Transport is a two-way voice frequency transmission path composed of facilities and equipment determined by the Telephone Company. This transmission path permits the transport of calls in the originating direction (from the end user end office switch to the customer's premises to the end office switch), but not simultaneously. This transmission path may be comprised of any form or configuration of plant and equipment capable of and typically used in the telecommunications industry for the transmission of voice and associated telephone signals within the frequency bandwidth of approximately 300 to 3000 Hz.</p>	
<p>The Telephone Company will work cooperatively with the customer in determining 1.) whether the service is to be directly routed to an end office switch or through a Telephone Company access tandem switch, and 2.) the directionality of the service.</p>	
<p>Where the Telephone Company elects to provide equal access via a centralized equal access tandem arrangement, the Telephone Company will designate the serving wire center. These locations are listed in Section XV. following. Direct Trunked Transport is not provided to centralized equal access end offices and is not provided to those Telephone Company end offices that are not capable of measuring switched access minutes of use.</p>	
<p>For Dedicated Transport used to provide Signaling for Tandem Switching, the number of Switched Transport transmission paths provided between the customer's access tandem and serving wire center is determined by the customer's order. If ordered in BHMC, the Telephone Company will determine the number of trunks using standard traffic engineering methods. When Dedicated Transport is ordered to a customer's access tandem, facilities between the serving wire center of the CDP and the customer's access tandem will be determined by the customer's order.</p>	
<p>Switched Transport is provided at the rates and charges set forth in Section XXI. following.</p> <p>a. Entrance Facility</p> <p>The Entrance Facility recovers a portion of the costs associated with the communications path between a customer designated premises and the serving wire center of that premises. Included as part of the Entrance Facility is a standard channel interface arrangement which defines the technical characteristics associated with the type of facilities to which the access service is to be connected at the customer designated premises and the type of signaling capability, if any.</p>	

**VII. SWITCHED ACCESS SERVICE** (Continued)

Three (3) types of Entrance Facility are available: 1.) Voice Grade 2 or 4 wire (an analog channel with an approximate bandwidth of 300 to 3000 Hz), 2.) High Capacity DS1 (an isochronous serial digital channel with a rate of 1.544 Mbps) and 3.) High Capacity DS3 (an isochronous serial digital channel with a rate of 44.736 Mbps). The minimum period for which a DS3 Entrance Facility is provided is twelve (12) months.	
One charge applies for each Entrance Facility that is terminated at a customer designated premises. This charge as set forth in Section XXI. following will apply even if the customer designated premises and the serving wire center are collocated in a Telephone Company building.	
At customer request, their Local Transport may be connected to the Entrance Facility of another customer, providing the other customer submits a Letter of Authorization for this connection and assumes full responsibility for the cost of the Entrance Facility.	
<p>b. Dedicated Transport</p> <p>The Dedicated Transport Rates are assessed upon customers for the use of Voice Grade, DS1 and DS3 high capacity transport facilities dedicated to a single customer between a serving wire center and end office (including host end offices and end offices used to provide Signaling for Tandem Switching), between a serving wire center and a Telephone Company Hub for multiplexing purposes, between a Telephone Company Hub and an end office, between two (2) Telephone Company Hubs, or between a serving wire center and a Telephone Company access tandem. The Dedicated Transport Rate is flat-rated and has both distance-sensitive and nondistance-sensitive components. Dedicated Transport is not provided to centralized equal access end offices and end offices not capable of measuring switched access usage. Centralized Access end offices and those offices not capable of measuring switched access usage are specified in NECA Tariff FCC No. 4.</p> <p>(1) The Dedicated Transport Mileage rate is applied on a monthly airline mile basis.</p>	
To determine the Dedicated Transport airline mileage, the distance will be measured from the wire center that serves the customer's premises to the Telephone Company access tandem, end office, WSO (for WATS and WATS-type), or the end office that served as the host for a remote office.	
For traffic originating from or terminating to a remote office, the mileage will be calculated separately from the end office switch that serves as the host to the remote using the V&H coordinates method. The Dedicated Transport Mileage Rate applies from the customer's serving wire center to the end office that serves as the host office. Traffic originating from and/or terminating to the remote will be billed Tandem-Switched Termination and Facility charges. The Tandem-Switching Charge is not applicable for traffic between the end office that serves as the host to the remote office.	
When Telephone Company Hubs are involved, mileage is computed and rates applied separately for each section of the Direct Trunked Transport, i.e., customer serving wire center to Hub, Hub to Hub, Hub to Tandem or Hub to end office.	



**VII. SWITCHED ACCESS SERVICE (Continued)**

<p>(2) The Dedicated Transport –Termination Rate is applied once per termination and is also applied when the end user and customer designated premises are served by a common serving wire center. The termination rate does not apply when the Telephone Company provides only an intermediate portion of a mileage facility and no mileage facility terminations. The Dedicated Transport rate is flat-rated and has both distance sensitive and non-distance sensitive components.</p>	
<p>There are two (2) fixed rate components: the termination which recovers costs of circuit equipment at the ends of the transmission links and the trunk port component which recovers costs of the trunk ports.</p>	
<p>(3) Dedicated trunk ports are applicable to the purchase of dedicated trunks terminated by that port at the End Office or Access Tandem. The End Office Dedicated Trunk Port provides for the termination of a Dedicated Trunk at the end office. The Access Tandem Trunk Port provides for the termination of a dedicated trunk at the serving wire center side of the Access Tandem. These dedicated trunk ports are assessed a flat rated charge based on the type of termination or the type of dedicated transport the customer purchases.</p>	
<p>The End Office Dedicated Trunk Port is billed as originating and terminating based on a Percent Originating Usage (POU) factor of fifty percent (50%).</p> <p>Originating Calculation  = PIU x Originating Rate x Quantity x POU</p> <p>Terminating Calculation  = PIU x Terminating Rate x Quantity x (100 – POU)</p>	
<p>The Access Tandem Trunk Port is billed as a single rate element that does not distinguish between originating and terminating usage.</p>	
<p>c. Tandem-Switched Transport</p> <p>The Tandem-Switched Transport Rate is assessed upon customers for the use of transport between an end office and a Telephone Company access tandem. The Tandem-Switched Transport Rate may also be assessed for transport between a host end office and a remote end office. Dedicated transport consists of circuits dedicated to the use of a single customer from the serving wire center to the Telephone Company's access tandem and Tandem Switched Transport consists of circuits used in common by multiple customers from the Telephone Company's access tandem to an end office. For examples of Tandem Switched Transport see Section <i>III.D.5.</i> preceding. The Tandem-Switched Transport Rate includes four (4) sub-elements, a Tandem-Switched Transport - Facility, a Tandem-Switched Transport-Termination, a Tandem Switching Rate, and a Shared Multiplexing rate.</p>	
<p>The Tandem-Switching Rate is not applicable for transport between a host end office and a remote end office or to a FGA Transport or services used to provide Signaling for Tandem Switching.</p>	

**VII. SWITCHED ACCESS SERVICE (Continued)**

<p>The End Office Shared Trunk Port provides for the termination of a Tandem Switched Trunk at an end office. The End Office Shared Trunk Port is usage rated and shall be assessed to all access minutes which utilize Tandem Switched Transport. This includes minutes of use associated with FGA Service when traffic is terminated in and end office that is not the dial tone office and on minutes of use provided at a remote office.</p>	
<p>The End Office Shared Trunk Port charge does not apply to switched access minutes of use that originate or terminate at MTSOs directly interconnected to a Telephone Company access tandem.</p> <p>(1) The Tandem-Switched Transport - Facility rate is applied per access minute per airline mile for each Switched Access Feature Group type. Tandem-Switched Transport-Facility airline mileage will be determined as follows:</p>	
<p>Where Dedicated Transport is ordered between a serving wire center and a Telephone Company access tandem, and Tandem-Switched Transport is ordered to subtending end offices, mileage will be measured from the access tandem to the end office or WSO (for WATS and WATS-type).</p>	
<p>For either of the above Tandem-Switched Transport configurations, when the end office is acting as a host office, a separate mileage calculation determines the mileage from the host office to the remote office. Traffic originating from and/or terminating to the remote will be billed Tandem-Switched Transport charges.</p>	
<p>Where Tandem-Switched Transport - Facility is provided by more than one (1) telephone company, the mileage for each will be determined as in Section <i>III.D.</i> preceding.</p>	
<p>(2) The Tandem-Switched Transport - Termination rate applies per access minute for each termination (i.e., the first point of switching and the end office serving the end user) for all Switched Access Feature Group types. When both terminations are provided by the Telephone Company, the Tandem-Switched Transport - Termination rate applies twice, including those situations when the terminations are co-located.</p>	
<p>Where the Tandem-Switched Transport - Facility is provided by more than one (1) telephone company, the Tandem-Switched Transport - Termination rate applies for the termination (i.e., the first point of switching or the end office serving the end user) at the Telephone Company end of the Switched Transport as in Section <i>III.D.</i> preceding. The Tandem-Switched Transport - Termination rate will not apply when the Telephone Company is the intermediate provider of the Tandem-Switched Transport - Facility.</p>	
<p>(3) The Tandem Switching rate is usage-sensitive and is applied per access minute to all feature groups for Tandem-Switched Transport with two (2) exceptions. the Tandem-Switching Rate is not applicable for Tandem-Switched Transport between a host office and a remote office, nor is it applicable for Extended FGA Terminating Traffic described in <i>VII.G.1.b.(6)</i>.</p>	

## VII. SWITCHED ACCESS SERVICE

(4) The Shared Multiplexing rate is usage sensitive and assessed at the access tandem and end office on all minutes of use from the Telephone Company access tandem to an end office. The Shared Multiplexing rate recovers multiplexing costs on the end office side of the tandem and at the end office.	
(5) Effective July 1, 2021, pursuant to FCC 20-143, released October 9, 2020, existing tandem switching and transport charges for 8YY traffic will be eliminated and a single usage sensitive Joint Tandem Switched Transport access service rate will be established and applied per access minute.	(N)   (N)
d. Transitional Interconnection Charge (TIC)  The Transitional Interconnection Charge is assessed upon all customers for interconnecting with the Telephone Company's switched access network.	
The Transitional Interconnection Charge is usage-sensitive and is applied per access minute to all feature groups that utilize the Telephone Company's switched access network. It applies to all originating and terminating minutes of use whether transported via Direct Trunked Transport, Tandem-Switched Transport Entrance Facilities, or switched access EIS cross connect arrangements. The Transitional Interconnection Charge has two (2) rate levels. One rate applies to customers utilizing Telephone Company Transport and a different rate that is applicable to switched access EIS cross connect arrangements.	
e. Multiplexing  Multiplexing provides for arrangements to convert a single higher capacity or bandwidth circuit for bulk transport to several lower capacity or bandwidth circuits. Multiplexing is only available at a Telephone Company designated Hub Wire Center arranged for multiplexing.	
All types of multiplexing may not be available at each Hub Wire Center. Refer to Section VIII.A.3. for a description of a Hub Wire Center.	
f. Interface Groups  Interface Groups are provided for terminating the Entrance Facility at the customer's designated premises. Each Interface Group provides a specified premises interface (e.g., two-wire, four-wire, DS1, etc.). Where transmission facilities permit, the individual transmission path between the customer's designated premises and the first point of switching may, at the option of the customer, be provided with optional features as set forth in <i>b.</i> following. The interface groups described in Section XII. and the optional features described in <i>b.</i> following are nonchargeable features. No additional charges other than the rate for Local Transport described in Section XXI. apply.	

TRANSMITTAL NO. 6

## VII. SWITCHED ACCESS SERVICE

<p>As a result of the customer's access order and the type of Telephone Company transport facilities serving the customer's premises, the need for signaling conversions or two-wire to four-wire conversions, or the need to terminate digital or high frequency facilities in channel bank equipment may require that Telephone Company equipment be placed at the customer's designated premises. For example, if a voice frequency interface is ordered by the customer and the Telephone Company facilities serving the customer's designated premises are digital, then Telephone Company channel bank equipment must be placed at the customer's designated premises in order to provide the voice frequency interface ordered by the customer.</p>	
<p>Technical specifications concerning the available interface groups are set forth in Section <i>XII.</i> following.</p>	
<p>g. Nonchargeable Optional Features</p> <p>Where transmission facilities permit, the Telephone Company will, at the option of the customer, provide the following nonchargeable optional features in association with Local Transport.</p> <p>(1) Supervisory Signaling</p> <p>Where the transmission parameters permit, and where signaling conversion is required by the customer to meet its signaling capability, the customer may order an optional supervisory signaling arrangement for each transmission path provided as set forth in Section <i>XII.</i> following.</p>	
<p>(2) Customer Specified Entry Switch Receive Level</p> <p>This feature allows the customer to specify the receive transmission level at the first point of switching. The range of transmission levels which may be specified is described in Technical Reference TR-NWT-000334. This feature is available with Interface Groups for Feature Groups A and B.</p>	
<p>(3) Customer Specification of Local Transport Termination</p> <p>This option allows the customer to specify, for Feature Group B routed directly to an end office or Telephone Company access tandem, a four-wire termination of the Local Transport at the entry switch in lieu of a Telephone Company selected two-wire termination. This option is available only when the Feature Group B arrangement is provided with Type B Transmission Specifications.</p>	

## VII. SWITCHED ACCESS SERVICE (Continued)

<p>h. Chargeable Optional Features</p> <p>Common Channel Signaling, Signaling System 7<sup>5</sup> (CCS/SS7) Network Connection Service is offered with FGD which provides a signaling path between a customer's designated Signaling Point of Interface (SPOI) and a Telephone Company's Signaling Transfer Point (STP). CCS/SS7 is provided as set forth in <i>VII.C.11.</i> following.</p>	
<p>i. Mileage Measurement Exceptions</p> <p>(1) The Telephone Company may reconfigure its local exchange plant as required in the normal operation of its business. If such network reconfiguration results in a changes location of the IC serving wire center the Telephone Company will provide the IC with a minimum six (6) months' notice. The Local Transport Mileage measurement will be based upon the new serving wire center's V&amp;H coordinates and the end office switch V&amp;H coordinates.</p>	
<p>(2) For FGA calls terminated on an extended basis outside the FGA Access Area, but within the LATA, mileage in the terminating direction is also calculated on the airline distance between FGA dial tone office and the end office switch where the call terminates as set forth in <i>VII.G.1.b.(6)</i> following.</p>	
<p>(3) When terminating Feature Group C Switched Access Service is provided from multiple customer premises to an end office not equipped with measurement capabilities, the total Local Transport access minutes for that end office will be apportioned among the trunk groups accessing the end office on the basis of the individual busy hour minutes of capacity ordered for each of those trunk groups. This apportionment will serve as the basis for Local Transport mileage calculation.</p>	
<p>(4) The Tandem-Switched Transport - Facility rate applies to the switched access minutes of use that originate/terminate at a MTSO directly interconnected to a Telephone Company access tandem or end office. The mileage for access is calculated on an airline mile basis, using the V&amp;H coordinate method, between the customers SWC and the SWC of the MTSO.</p>	
<p>2. <i>End Office</i></p> <p>The End Office rate category provides the local end office switching and end user termination functions necessary to complete the transmission of Switched Access communications to and from the end users served by the local end office. The End Office Rate category includes the Local Switching and Information Surcharge rate elements.</p>	

---

<sup>5</sup> SS7 Signaling is available only where technically feasible.

## VII. SWITCHED ACCESS SERVICE (Continued)

<p>End Office rates (Local Switching and Information Surcharge) do not apply to switched access minutes of use that originate or terminate at a Mobile Telephone Switching Office (MTSO) directly interconnected to a Telephone Company access tandem office.</p> <p>a. Local Switching</p> <p>The Local Switching rate element provides for the use of end office switching equipment, the termination of end user common lines at the local end office, and the termination of calls at a Telephone Company intercept operator or recording. The intercept operator or recording tells a caller why a call could not be completed and, if possible, provides the correct number.</p>	
<p>Where end offices are appropriately equipped, international dialing may be provided. International dialing provides the capability of switching international calls with service prefix and address codes having more digits than are capable of being switched through a standard FGC or FGD equipped end office.</p>	
<p>The Local Switching rate element is divided into three (3) distinct categories, LS1 LS2 and Nonpremium Local Switching. Rates for Local Switching are set forth in Section XXI. following. The application of these rates with respect to individual Switched Access Arrangements is as set forth in VII.G.4. following.</p> <p>(1) LS1 and LS2</p> <p>LS1 and LS2 provide local dial switching in end offices converted to equal access. The first category, LS1, provides local dial switching for Feature Groups A and B except where the service is provided to AT&amp;T. The second category, LS2, provides local dial switching for Feature Groups C and D, 500 Access Service, 800/888 Access Service, 900 Access Service and international dialing capability, and all originating and terminating access minutes where the service is provided to AT&amp;T. LS2 also provides local dial switching for Feature Group A or B service used for terminating 800/888 Service and 900 Access Service.</p>	
<p>(2) Nonpremium Local Switching</p> <p>In end offices not equipped with equal access capabilities, nonpremium Local Switching rates apply to all Feature Group A, Feature Group B, 500 Access Service, 800/888 Access Service and 900 Access Service access minutes that originate from or terminate at such end offices. Nonpremium Local Switching rates shall only apply to non AT&amp;T customers.</p>	
<p>b. Information Surcharge</p> <p>The Information Surcharge applies to each Switched Access minute of use (measured or assumed) and shall be assessed upon all customers that use local switching facilities for the provision of interstate or foreign telecommunications.</p>	

## VII. SWITCHED ACCESS SERVICE (Continued)

<p>c. 800/888 Data Base Query Service</p> <p>Query usage charges for 800/888 Data Base Query Service shown in VII.C.5.c. apply as follows:</p> <p>(1) A Basic 800/888 Data Base Query charge will apply for each basic 800/888 call query received at the Telephone Company's 800/888 data base. Per query charges are accumulated over a monthly period and billed to the customer on a monthly basis.</p>	
<p>(2) A Premium 800/888 Data Base Query charge will apply for each premium 800/888 call query received at the Telephone Company's 800/888 data base. Per query charges are accumulated over a monthly period and billed to the customer on a monthly basis</p>	
<p>3. <i>Non-Chargeable Optional Features</i></p> <p>Where facilities permit, the Telephone Company will, at the option of the customer, provide nonchargeable optional features. These optional features are described in VII.C.7. following.</p>	
<p>4. <i>CCS7 Access Service</i></p> <p>CCS7 Access Service as described in VII.C.11., connecting customer's STPs to Telephone Company STPs, requires four (4) STP Port Terminations and four (4) Dedicated Switched Access Facilities. CCS7 Access Service connecting customer Signaling or Service Switching Points to Telephone Company STPs requires two (2) STP Port Terminations and two (2) Dedicated Switched Access facilities.</p> <p>a. <i>Dedicated Switched Access</i></p> <p>Dedicated Switched Access is composed of two (2) rate elements: Dedicated Switched Access Line (DSAL) and Dedicated Switched Access Transport (DSAT). The DSAL has a nonrecurring charge and monthly recurring charge. The DSAT has only a monthly recurring charge and is charged for on a per airline mile basis.</p>	
<p>b. <i>STP Port Terminations</i></p> <p>The STP Port Terminations are charged both a nonrecurring charge and monthly recurring rate.</p>	
<p><b>C. <u>Provision and Description of Switched Access Service Feature Groups</u></b></p> <p>Switched Access Service is provided in four (4) Feature Group arrangements:</p> <ul style="list-style-type: none"><li>- Feature Group A</li><li>- Feature Group B</li><li>- Feature Group C</li><li>- Feature Group D</li></ul>	

## VII. SWITCHED ACCESS SERVICE (Continued)

<p>The Local Transport, End Office, and Common Line rate categories described in <i>VII.B.</i> apply to all Switched Access Service.</p> <p>1. <i>Feature Group A (FGA)</i></p> <p>a. Description</p> <p>(1) FGA is provided via a line side connection at Telephone Company electronic and electromechanical end office switched with an associated seven (7) digit telephone number for the customer's use in originating communications to or terminating communications from an Interexchange Carrier's Interstate Service or a customer provided interstate communications capability. At the option of the customer, FGA is provided on a single or multiple line group basis and is arranged for originating calling only, terminating calling only, or two-way calling.</p>	
(2) FGA provides a line side termination at the first point of switching (dial tone office). The line side termination will be provided with either ground start or loop start supervisory signaling. The type of signaling is at the option of the customer.	
(3) The Telephone Company shall select the first point of switching, within the selected LATA, at which the line side termination is to be provided unless the customer requests a different first point of switching and Telephone Company facilities and measurement capabilities, where necessary, are available to accommodate such a request.	
(4) A seven (7) digit local telephone number assigned by the Telephone Company is provided for access to FGA switching in the originating direction. The seven (7) digit local telephone number will be associated with the selected end office switch and is of the form NXX-XXXX.	
If the customer requests a specific seven (7) digit telephone number that is not currently assigned, and the Telephone Company can, with reasonable effort, comply with that request, the requested number will be assigned to the customer.	
(5) FGA switching when used in the terminating direction, is arranged with dial tone start-dial signaling. When used in the terminating direction, FGA switching may, at the option of the customer, be arranged for dial pulse or dual tone multifrequency address signaling, subject to availability of equipment at the first point of switching. When FGA switching is provided in a hunt group or uniform call distribution arrangement, all FGA switching will be arranged for the same type of address signaling.	
(6) No address signaling is provided by the Telephone Company when FGA Switching is used in the originating direction. Address signaling in such cases, if required by the customer, must be provided by the customer's end user using inband tone signaling techniques. Such inband tone address signals will not be regenerated by the Telephone Company and will be subject to the ordinary transmission capabilities of the Local Transport provided.	



## VII. SWITCHED ACCESS SERVICE (Continued)

(7) FGA switching, when used in the terminating direction, may be used to access valid NXXs in the LATA, local operator service (0- and 0+), Directory Assistance (411 where available and 555-1212), emergency reporting service (911 where available), exchange telephone repair (611 where available), time or weather announcement services of the Telephone Company, community information services of an information service provider, and other customers' services (by dialing the appropriate digits). Charges for FGA terminating calls requiring operator assistance or calls to 611 or 911 will only apply where sufficient call details are available. Additional non-access charges will also be billed on a separate account for 1.) an operator surcharge, as set forth in the local exchange tariffs, for local operator assistance (0- and 0+) calls, 2.) calls to certain community information services, for which rates are applicable under Telephone Company exchange service tariffs, e.g., 976 (DIAL-IT) Network Services, and 3.) calls from a FGA line to another customer's applicable service rates when the Telephone Company performs the billing function for that customer.	
For calls to Directory Assistance additional non access charges may also be billed at the applicable rates under the Telephone Company local exchange tariffs.	
(8) When a FGA switching arrangement for an individual customer (a single line or entire hunt group) is discontinued at an end office, an intercept announcement is provided. This arrangement provides, for a limited period of time, an announcement that the service associated with the number dialed has been discontinued.	
(9) FGA will be provisioned over an Entrance Facility from the customer's premises to the customer's serving wire center.	
FGA service, when used in the originating direction, will be provisioned as Direct Trunked Transport from the first point of switching (i.e., the end office switch where FGA switching dial tone is provided) to the customer's serving wire center.	
FGA service, when used in the terminating direction, will be provisioned as Dedicated Transport from the customer's serving wire center to the first point of switching and provisioned as Tandem Switched Transport from the first point of switching to the terminating end office.	
(10) Feature Group A Switched Access Service is available with additional termination (i.e. extensions) of the service at different building(s) in the same or different local calling area. Application of rates for Feature Group A extension service is found in VII.G.1.b.(5) following.	

**VII. SWITCHED ACCESS SERVICE (Continued)**

<p>(11) Message Unit Credit</p> <p>Calls from end users to the seven (7) digit local telephone numbers associated with Feature Group A Switched Access Service are subject to Telephone Company local and/or general exchange service tariff charges (including message unit and toll charges as applicable). The monthly bills rendered to customers for their Feature Group A Switched Access Service will include a credit to reflect any message unit charges billed to their end users under the Telephone Company's local and/or general exchange service tariffs. The credit will apply for recorded originating usage or for assumed originating usage, as appropriate for the FGA service provided. When the credit is applied on assumed usage, such credit will not exceed the assumed levels of usage set forth in Section XXI. following.</p>	
<p>No credit will apply for any terminating FGA access minutes. The message unit credit for originating access minutes will be based on the generally applicable message unit charges of the Telephone Company. All applicable message unit credits will be developed on an exchange specific basis only.</p>	
<p>b. Transmission Specifications</p> <p>FGA is provided with either Type B or Type C Transmission Specifications. The specifications for the associated parameters are guaranteed of the first point of switching. Type C Transmission Specifications are provided with Interface Group 1 and Type B is provided with Interface Groups 2 through 10. Type DB Data transmission Parameters are provided with FGA to the first point of switching. FGA Interface Groups and Codes and Transmission Specifications are described further in Section XII. following.</p>	
<p>c. Testing Capabilities</p> <p>FGA is provided, in the terminating direction where equipment is available, with seven (7) digit access to balance (100 type) test line and milliwatt (102 type) test line. Additional testing services are available as set forth in Section X. following for FGA.</p> <p>(1) Acceptance Testing</p> <p>At no additional charge, the Telephone Company will, at the customer's request, cooperatively test, at the time of installation, the following parameters: loss, C-notched noise, C-message noise, three-tone slope, dc continuity and operational signaling.</p>	
<p>(2) Routing Testing</p> <p>At no additional charge, the Telephone Company will, at the customer's request, test after installation on an automatic or manual basis, 1004 Hz loss, C-message noise and Balance (return loss). In the case of automatic testing, the customer shall provide remote office test lines and 105 test lines with associated responders of their functional equivalent.</p>	

## VII. SWITCHED ACCESS SERVICE (Continued)

<p>2. <i>Feature Group B (FGB)</i></p> <p>a. Description</p> <p>(1) FGB, when directly routed to an end office (i.e., provided without the use of a Telephone Company access tandem switch), is provided at appropriately equipped Telephone Company electronic end office switches. When provided via Telephone Company designated electronic access tandem switches, FGB switching is provided at Telephone Company electronic and electromechanical end office switches.</p>	
<p>(2) FGB is provided as trunk side switching through the use of end office or Telephone Company access tandem switch trunk equipment. The switch trunk equipment is provided with wink start-pulsing signals and answer and disconnect supervisory signaling.</p>	
<p>(3) FGB switching is provided with multifrequency address signaling in both the originating and terminating directions. Except for FGB switching provided with the automatic number identification (ANI) or rotary dial station signaling arrangements as set forth in VII.C.9. following, any other address signaling in the originating direction, if required by the customer, must be provided by the customer's end user inband tone signaling techniques. Such inband tone address signals will not be regenerated by the Telephone Company and will be subject to the ordinary transmission capabilities of the Local Transport provided.</p>	
<p>(4) The access code for FGB switching is a uniform access code. The form of the uniform access code is 950-1/0XXX for carriers. One (1) uniform access code will be assigned to the customer for the customer's domestic communications and another will be assigned to the customer for its international communications, if required. These uniform access codes will be the assigned access numbers of all FGB switched access service provided to the customer by the Telephone Company.</p>	
<p>(5) FGB switching, when used in the terminating direction, may be used to access valid NXXs in the LATA, time or weather announcement services of the Telephone Company, community information services of an information service provider and other customers' services (by dialing the appropriate digits). When directly routed to an end office, only those valid NXX codes served by that end office may be accessed. When routed through a Telephone Company access tandem, only those valid NXX codes served by end offices subtending the Telephone Company access tandem may be accessed.</p>	

## VII. SWITCHED ACCESS SERVICE (Continued)

<p>The customer will also be billed additional nonaccess charges for calls to certain community information services for which rates are applicable under Telephone Company exchange service tariffs, e.g., 976 (DIAL-IT) Network Service. Additionally, nonaccess charges will also be billed for calls from a FGB trunk to another customer's service in accordance with that customer's applicable service rates when the Telephone Company performs the billing function for that customer. Calls in the terminating direction will not be completed to 950-10XX access codes, local operator assistance (0- and 0+), Directory Assistance (411 and 555-1212), service codes 611 and 911 or 10XXX access codes. FGB may not be switched, in the terminating direction, to Switched Access Service Feature Groups B or C.</p>	
<p>(6) The Telephone Company will establish a trunk group or groups for the customer at end office switches or Telephone Company access tandem switches where FGB switching is provided. When required by technical limitations, a separate trunk group will be established for each type of FGB switching arrangement provided. Different types of FGB or other switching arrangements may be combined in a single trunk group at the option of the Telephone Company.</p>	
<p>(7) When all FGB switching arrangements are discontinued at an end office and/or in a LATA, an intercept announcement is provided. This arrangement provides, for a limited period of time, an announcement that the service associated with the number dialed has been disconnected.</p>	
<p>(8) FGB is arranged for either originating, terminating, or two-way calling based on the trunks or BHMC ordered. The Telephone Company will determine the type of directional calling to be provided unless the customer requests the option, Customer Specification of Switched Access Directionality as described in VII.C.9.a.(32). For such specification, additional charges on an Individual Case Basis will apply if the calling arrangements are different from that the Telephone Company would have provided without such special arrangements. Originating calling permits the origination of calls from the end user to the CDP. Terminating calling permits the termination of calls from the CDP to the end user. Two-way calling permits either the origination or termination of calls, but not simultaneously.</p>	
<p>(9) The Telephone Company will determine the end office ANI protocol for FGB. The Telephone Company makes no guarantee that ANI will be available at all end offices which have access to FGB.</p>	
<p>b. Transmission Specifications</p> <p>FGB is provided with either Type B or Type C Transmission Specifications. The specifications for the associated parameters are guaranteed to the end office when routed directly or to the first point of switching when routed via a Telephone Company access tandem. Type C Transmission Specifications are provided with Interface Group 1 and Type B is provided with Interface Groups 2 through 10. Type DB Data Transmission Parameters are provided with FGB to the first point of switching.</p>	

## VII. SWITCHED ACCESS SERVICE (Continued)

<p>c. Testing Capabilities</p> <p>FGB is provided, in the terminating direction where equipment is available, with seven (7) digit access to balance (100 type) test line, milliwatt (102 type) test line, nonsynchronous or synchronous test line, automatic transmission measuring (105 type) test line, loop around test line, short circuit test line and open circuit test line. Additional testing services are available as set forth in Section X. following for FGB.</p> <p>(1) Acceptance Testing</p> <p>At no additional charge, the Telephone Company will, at the customer's request, cooperatively test, at the time of installation, the following parameters: loss, C-notched noise, C-message noise, three-tone slope, dc continuity and operational signaling.</p>	
<p>(2) Routine Testing</p> <p>At no additional charge, the Telephone Company will, at the customer's request, test after installation on an automatic or manual basis, 1004 Hz loss, C-message noise and Balance (return loss). In the case of automatic testing, the customer shall provide remote office test lines and 105 test lines with associated responders or their functional equivalent.</p>	
<p>3. <i>Feature Group C (FGC)</i></p> <p>a. Description</p> <p>(1) FGC is provided at all Telephone Company end office switches. It is provided to the customer (i.e., provider of MTS) on a direct trunk basis or via Telephone Company designated access tandem switches. Originating FGC Access is available to all customers when used to provide the Customer Identification Function for 800/888 Access Service optional feature. Terminating FGC access is available to all customers other than providers of MTS and WATS when such access is used in conjunction with the provision of the Interim 800/888 Customer Identification Function, but only for purposes of testing. Feature Group C switching is provided at an end office switch unless Feature Group D end office switching is provided in the same office. When FGD switching is available, FGC will not be provided.</p>	
<p>(2) FGC is provided as trunk side switching. The switch trunk equipment is provided with answer and disconnect supervisory signaling. Wink start start-pulsing signals are provided in all offices where available. In those offices where wink start start-pulsing signals are not available, delay dial start-pulsing signals will be provided, unless immediate dial pulse signaling is provided, in which case no start-pulsing signals are provided.</p>	

**VII. SWITCHED ACCESS SERVICE (Continued)**

<p>(3) FGC is provided with multifrequency address signaling except in certain electromechanical end office switches where multifrequency signaling is not available. In such switches, the address signaling will be dial pulse. Up to twelve (12) digits of the called party number dialed by the customer's end user using dual tone multifrequency or dial pulse address signals will be provided by Telephone Company equipment to the customer's premises where the Switched Access Service terminates.</p>	
<p>Such called party number signals will be subject to the ordinary transmission capabilities of the Local Transport provided.</p>	
<p>(4) The end user must dial a one (1) digit access code to access the IC. In addition to the access code, the telephone number dialed by the customer's end user shall be a seven (7) or ten (10) digit number for calls in the North American Numbering Plan (NANP). For international calls outside the NANP, a seven (7) to twelve (12) digit number may be dialed.</p>	
<p>(5) FGC switching, when used in the terminating direction, may be used to access value NXXs in the FGC Access Area. When directly routed to an end office the FGC Access Area includes only those valid NXX codes served by that office. When routed through a Telephone Company access tandem, the FGC Access Area includes only those valid NXX codes served by offices subtending that access tandem.</p>	
<p>Access is also available to time or weather announcement services of the Telephone Company, community information services of an information provider, and other customers' services (by dialing the appropriate codes) when the services can be reached using valid NXX codes.</p>	
<p>Where measurement capabilities exist, the customer will also be billed additional non-access charges for calls to certain community information services, for which rates are applicable under Telephone Company exchange service tariffs, e.g., 976 (DIAL-IT) Network Services. Additionally, non-access charges will also be billed for calls from a FGC trunk to another customer's service in accordance with that customer's applicable service rates when the Telephone Company performs the billing function for that customer. Calls in the terminating direction will not be completed to 950-1/OXXX or 1+950-1/OXXX access codes, local operator assistance (0- and 0+), Directory Assistance service codes 611 and 911 and 10XXX access codes. FGC may not be switched, in the terminating direction, to Switched Access Service Feature Groups B, C or D.</p>	
<p>(6) The Telephone Company will establish a trunk group or groups for the customer at end office switches or Telephone Company access tandem switches where FGC switching is provided. When required by technical limitations, a separate trunk group will be established for each type of FGC switching arrangement provided. Different types of FGC or other switching arrangements may be combined in a single trunk group at the option of the Telephone Company.</p>	

## VII. SWITCHED ACCESS SERVICE (Continued)

<p>(7) FGC is arranged for either originating calling only, terminating calling only, or two-way calling based on the trunks or BHMC ordered. The Telephone Company will determine the type of Directional calling to be provided unless the customer requests the option, Customer Specification of Directionality as described in VII.C.9.a.(32). For such specification, additional charges on an Individual Case Basis will apply if the trunk group Routing arrangements are different from that the Telephone Company would have provided without such special arrangements. Originating calling permits the origination of calls from the customer premises. Terminating calling permits the termination of calls from the customer premises to the end user. Two-way calling permits either the origination or termination of calls, but not simultaneously.</p>	
<p>b. Transmission</p> <p>FGC is provided with wither Type B or Type C Transmission Specifications as follows:</p> <ul style="list-style-type: none"><li>- When routed directly to the end office either Type B or Type C is provided.</li></ul>	
<ul style="list-style-type: none"><li>- When routed to a Telephone Company access tandem only Type B is provided.</li></ul>	
<ul style="list-style-type: none"><li>- Type B or Type C is provided on the transmission path from the Telephone Company access tandem to the end office.</li></ul>	
<p>Type C Transmission Specifications are provided with Interface Group 1 when routed directly to an end office. Type B is provided with Interface Groups 2 through 10, whether routed directly to an end office or to an access tandem.</p>	
<p>Type DB Data Transmission Parameters are provided with FGC for the transmission path between the customer's premises and the end office when directly routed to the end office, and Type DB Data Transmission Parameters are provided for the transmission path between the customer's premises and the Telephone Company access tandem and between the Telephone Company access tandem and the end office when routed via an access tandem.</p>	
<p>c. Testing Capabilities</p> <p>FGC is provided, in the terminating direction where equipment is available, with seven (7) digit access to balance (100 type) test line, milliwatt (102 type) test line, nonsynchronous or synchronous test line, transmission measuring (105 type) test line, loop around test line, short circuit test line and open circuit test line. Additional testing services are available as set forth in Section X. following for FGC.</p> <p>(1) Acceptance Testing</p> <p>At no additional charge, the Telephone Company will, at the customer's request, cooperatively test, at the time of installation, the following parameters: loss, C-notched noise, C-message noise, three-tone slope, dc continuity and operational signaling.</p>	

## VII. SWITCHED ACCESS SERVICE (Continued)

<p>(2) Routine Testing</p> <p>At no additional charge, the Telephone Company will, at the customer's request, test after installation on an automatic or manual basis, 1004 Hz loss, C-message noise and Balance (return loss). In the case of automatic testing, the customer shall provide remote office test lines and 105 test lines with associated responders or their functional equivalent.</p>	
<p>4. <i>Feature Group D (FGD)</i></p> <p>a. Description</p> <p>(1) FGD is provided at Telephone Company designated office switches whether routed directly or via Telephone Company designated electronic access tandem switches. The Telephone Company will designate the first point(s) of switching for FGD services where the Telephone Company elects to provide equal access through a centralized equal access arrangement. Those Telephone Company offices providing equal access through centralized arrangements are identified in NATIONAL EXCHANGE CARRIER ASSOCIATION, INC. TARIFF FCC NO. 4.</p>	
<p>(2) FGD is provided as trunk side switching through the use of end office or Telephone Company access tandem switch trunk equipment. The switch trunk equipment is provided with wink start start-pulsing signals and answer and disconnect supervisory signaling except for FGD provided with SS7 Out of Band Signaling.</p>	
<p>(3) FGD switching is provided with multifrequency address signaling or out of band SS7 signaling. With multifrequency address signaling and SS7 signaling, up to twelve (12) digits of the called party number dialed by the customer's end user using dual tone multifrequency or dial pulse address signals will be provided by Telephone Company equipment to the customer's premises where the Switched Access Service terminates. Such address signals will be subject to the ordinary transmission capabilities of the Local Transport provided.</p>	
<p>(4) FGC switching, when used in the terminating direction, may be used to access valid NXXs in the LATA, time or weather announcement services of the Telephone Company, community information services of an information service provider, and other customers' services (by dialing the appropriate codes) when such services can be reached using valid NXX codes. When directly routed to an end office, only those valid NXX codes served by that office may be accessed. When routed through a Telephone Company access tandem, only those valid NXX codes served by end offices subtending the Telephone Company access tandem may be accessed.</p>	



**VII. SWITCHED ACCESS SERVICE (Continued)**

Additionally, nonaccess charges will also be billed for calls from a FGD trunk to another customer's service in accordance with that customer's applicable service rates when the Telephone Company performs the billing function for that customer. Calls in the terminating direction will not be completed to 950-0XXX or 950-1XXX access codes, local operator assistance (0- and 0+), Directory Assistance (411 and 555-1212), service codes 611 and 911 or 10XXX access codes. Calls will be completed to Directory Assistance (NPA-555-1212 or 555-1212) when FGD switching is combined with Directory Assistance switching. FGD may not be switched, in the terminating direction, to Switched Access Service Feature Groups B, C or D.	
As an ordering option to the customer, terminating FGD, when routed through a Telephone Company access tandem, may also access valid NXX codes served by subtending end offices in which originating FGD is not available. Rating of this optional service is as set forth in <i>VII.G.1.b.(3)</i> following.	
(5) The Telephone Company will establish a trunk group or groups for the customer at end office switches or Telephone Company access tandem switches where FGD switching is provided. When required by technical limitations, a separate trunk group will be established for each type of FGD switching arrangement provided.	
Different types of FGD or other switching arrangements may be combined in a single trunk group at the option of the Telephone Company.	
(6) The access code for FGD switching is a uniform access code of the form 10XXX. A single access code will be the assigned number of all FGD access provided to the customer by the Telephone Company. No access code is required for calls to a customer over FGD Switched Access Service if the end user's telephone exchange service is arranged for presubscription to that customer, as set forth in Section X.C.3. following.	
Where no access code is required, the number dialed by the customer's end user shall be a seven (7) or ten (10) digit number for calls in the North American Numbering Plan (NANP).	
For international calls outside the NANP, a seven (7) to twelve (12) digit number may be dialed. The form of the numbers dialed by the customer's end user is NXX-XXXX, 0 or 1 + NXX-XXXX, NPA + NXX-XXXX, 0 or 1 + NPA + NPA + NXX-XXXX and, when the end office is equipped for International Direct Distance Dialing (IDDD, 01 + CC + NN or 011 + CC + NN).	
When the 10XXX access code is used, FGD switching also provides for dialing the digit 0 for access to the customer's operator, 911 for access to the Telephone Company's emergency reporting service, or the end-of-dialing digit (#) for cut-through access to the customer's premises.	

## VII. SWITCHED ACCESS SERVICE (Continued)

Unless otherwise ordered by the FCC, when equal access is provided through a centralized equal access arrangement the 10XXX access code may not be available in certain equal access offices. Those offices which provide FGD Switched Access Service without the 10XXX access code are identified in NATIONAL EXCHANGE CARRIER ASSOCIATION, INC. TARIFF FCC NO. 4.	
(7) FGD switching will be arranged to accept calls from telephone exchange service locations without the need for dialing 10XXX uniform access code. Each telephone exchange service line may be marked with a code to identify which 10XXX code its calls will be directed to for interLATA service.	
(8) Unless prohibited by technical limitations, the customer's Interim 800/888 traffic may, at the option of the customer, be combined in the same trunk group arrangement with the customer's non-Interim 800/888 traffic. When required by technical limitations, or at the request of the customer, a separate trunk group will be established for Interim 800/888 traffic.	
(9) When a customer has had FGB access in an end office and subsequently replaces the FGB access with FGD access, at the mutual agreement of the customer and the Telephone Company, the Telephone Company will direct calls dialed by the customer's end users using the customer's previous FGB access code to the customer's FGD access service.	
The customer must be prepared to handle normally dialed FGD calls, as well as calls dialed with the FGB access code which requires the customer to receive additional address signaling from the end user. Such calls will be rated as FGD. The Telephone Company may, within ninety (90) days' written notice to the customer, discontinue this arrangement.	
(10) FGD is arranged for either originating calling only, terminating calling only, or two-way calling and based on the trunks or BHMC ordered. The Telephone Company will determine the type of directional calling to be provided unless the customer orders an Operator Assistance Full Feature Arrangement or requests the option, Customer Specification of Switched Access Directionality as described in VII.C.9.a.(32). For such arrangements, additional charges on an Individual Case Basis will apply if the trunking arrangements are different from that the Telephone Company would have provided without such special arrangements. Originating calling permits the origination of calls from the end user to the customer premises. Terminating calling permits the termination of calls from the customer premises. Two-way calling permits either the origination or termination of calls, but not simultaneously.	
b. Transmission Specifications  FGD is provided with either Type A, Type B or Type C Transmission Specifications as follows:  - When routed directly to the end office either Type B or C is provided.	
- When routed to a Telephone Company access tandem only Type A is provided.	

## **VII. SWITCHED ACCESS SERVICE** (Continued)

-	Type A is provided on the transmission path from the Telephone Company access tandem to the end office.	
	Type C Transmission Specifications are provided with Interface Group 1. Type A and Type B Transmission Specifications are provided with Interface Groups 2 through 10.	
	Type DA Data Transmission Parameters are provided for the transmission path between the customer's premises and the Telephone Company access tandem and between the Telephone Company access tandem and the end office. Type DB Data Transmission Parameters are provided with FGD for the transmission path between the customer's premises and the end office when directly routed to the end office.	
c.	Testing Capabilities  FGD is provided, in the terminating direction where equipment is available, with seven (7) digit access to balance (100 type) test line, milliwatt (102 type) test line, nonsynchronous or synchronous test line, automatic transmission measuring (105 type) test line, loop around test line, short circuit test line and open circuit test line. In addition to the tests described in <i>VII.C.</i> , which are included with the installation of service and as ongoing routine testing, additional testing of facilities is available as set forth in Section X..	
	When SS7 Signaling is ordered, network compatibility and other testing will be performed cooperatively by the Telephone Company and the customer as specified in Technical References TR-TSV 000905.	
d.	Optional Features  Where facilities permit, the Telephone Company will, at the option of the customer, provide optional features. These optional features are described in <i>VII.C.9.</i> following.	
	Operator Transfer Service (forwarding of 0- calls) and Inward Operator Assistance Services (Busy Line Verification, Interrupt, and Operator Assistance) may be provided with FGD Switched Access Service at Telephone Company designated Operator Service switching locations. Operator Services are provided as set forth in <i>VII.C.7.</i> following.	
5.	<b>800/888 Access Service</b>	
a.	Description  (1) 800/888 Access Service provides for the forwarding of end user dialed 800-NXX-XXXX or 888-NXX-XXXX calls to a customer via a Telephone Company designated switch capable of performing a customer identification function. The 800/888 Access Service customer identification function utilizes 800/888 Data Base Query Service, as described in <i>VII.C.5.c.</i> , to screen all ten (10) digits of all 800-NXX-XXXX or 888-NXX-XXXX type calls generated by end users to determine the customer to which the 800/888 call is routed by the Telephone Company. This function is not available with Signaling for Tandem Switching.	

**VII. SWITCHED ACCESS SERVICE (Continued)**

<p>The 800/888 Access Service customer identification function will be available at suitably equipped end office or Telephone Company access tandem switches. Once customer identification has been established, the call will be routed to the customer. 800/888 Access Service may be provided via 800/888 Access Service switched trunk groups or in conjunction with a customer's FGC or FGD Switched Access Service.</p>	
<p>(2) 800/888 Access Service is an originating trunk side switched service that is available to the customer via 800/888 Access Service trunk(s) at Telephone Company designated switches capable of performing the 800/888 Access Service customer identification from an end office switch not equipped to perform the 800/888 Access Service customer identification function, the call will be routed to the nearest office at which the function is available. Once customer identification has been established, the call will be routed to the customer.</p>	
<p>Unless prohibited by technical limitations, the customer's 800/888 Access Service traffic may, at the option of the customer, be combined in the same trunk group arrangement with the customer's Feature Group C or Feature Group D Access Service traffic. When required by technical limitations a separate trunk group must be established for 800/888 Access Service.</p>	
<p>(3) 800/888 Access Service is provided as trunk side switching through the use of end office or Telephone Company access tandem switch trunk equipment 800/888 Access Service originating from equal access end offices with the 800/888 Access Service customer identification function will be provided using Feature Group D signaling as set forth in VII.C.4.a.(2) and (3) preceding. When Feature Group D signaling is provided, ANI will be provided in the same manner in which ANI is provided for Feature Group D as set forth in VII.C.9.a.(6) following. 800/888 Access Service originating from end offices not having equal access capabilities will be provided using Feature Group C signaling as set forth in VII.C.3.a.(2) and (3) preceding. When Feature Group C signaling is provided, ANI will be provided in the same manner in which ANI is provided for Feature Group C as set forth in VII.C.9.a.(6) following.</p>	
<p>b. Transmission Specifications</p> <p>(1) Non Converted End Offices</p> <p>In end offices that have not been converted to equal access, 800/888 Access Service is provided with either Type B or Type C Transmission Specifications as follows:</p> <ul style="list-style-type: none"> <li>- When routed directly to the end office either Type B or Type C is provided.</li> <li>- When routed to a Telephone Company access tandem only Type B is provided.</li> <li>- Type B or Type C is provided on the transmission path from the Telephone Company access tandem to the end office.</li> </ul>	
<p>Type C Transmission Specifications are provided with Interface Group 1 when routed directly to an end office. Type B is provided with Interface Groups 2 through 10, whether routed directly to an end office or to a Telephone Company access tandem.</p>	

## **VII. SWITCHED ACCESS SERVICE (Continued)**

<p>Type DB Data Transmission Parameters are provided with 800/888 Access Service for the transmission path between the customer's premises and the end office when directly routed to the end office, and Type DB Data Transmission Parameters are provided for the transmission path between the customer's premises and the Telephone Company access tandem and between the Telephone Company access tandem and the end office when routed via a Telephone Company access tandem.</p>	
<p>(2) Equal Access End Offices</p> <p>In end offices converted to equal access, 800/888 Access Service is provided with either Type A, Type B or Type C Transmission Specifications as follows:</p> <ul style="list-style-type: none"> <li>- When routed directly to the end office either Type B or C is provided.</li> </ul>	
<ul style="list-style-type: none"> <li>- When routed to a Telephone Company access tandem only Type A is provided.</li> </ul>	
<ul style="list-style-type: none"> <li>- Type A is provided on the transmission path from the Telephone Company access tandem to the end office.</li> </ul>	
<p>Type C Transmission specifications are provided with Interface Group 1. Type A and Type B Transmission Specifications are provided with Interface Groups 2 through 10.</p>	
<p>Type DA Data Transmission Parameters are provided for the transmission path between the customer's premises and the Telephone Company access tandem and between the Telephone Company access tandem and the end office. Type DB Data Transmission Parameters are provided for the transmission path between the customer's premises and the end office when directly routed to the end office.</p>	
<p>c. 800/888 Data Base Query Service</p> <p>(1) 800/888 Data Base Query Service, offered in conjunction with 800/888 Access Service, performs the 800/888 customer identification function, as described in VII.C.5.a., to determine the customer to whom 800/888 calls must be routed. For all 1+800-NXX-XXXX or 1+888-NXX-XXXX calls, originated by an end user, the Telephone Company will perform the customer identification function using a Telephone Company 800/888 Data Base to screen the dialed ten (10) digits of the 800/888 call to determine the customer selected by the 800/888 subscriber to carry that 800/888 call. If the 800/888 call originates from an end office switch not equipped to provide the customer identification function, the call will be routed to a Telephone Company access tandem switch equipped to provide the customer identification function. Once customer identification has been established through 800/888 Data Base Query Service, the 800/888 call will be routed to the selected customer for completion.</p>	
<p>(2) Basic 800/888 Data Base Queries provide instructions to route 1+800-NXX-XXXX calls on a simple call turn 1+888-NXX-XXXXaround basis to one particular customer or to different customers based on the LATA in which the 800/888 call originates.</p>	

## VII. SWITCHED ACCESS SERVICE (Continued)

<p>(3) Premium 800/888 Data Base Queries provide instructions to route 1+800-NXX-XXXX or 1+888-NXX-XXXX calls to:</p> <p>(a) Different customers based on time of day, day of week, or based on number of calls allocated by 800/888 subscriber selected percentages.</p>	
<p>(b) Different terminating locations based on time of day, day of week, or based on number of calls allocated by 800/888 subscriber selected percentages.</p>	
<p>(c) Standard seven (7) digit local exchange telephone numbers at the terminating end based on the 800/888 subscriber's specific requirements.</p>	
<p>The 800/888 subscriber is responsible for arranging for entry of the various routing instructions discussed herein into the Number Administration Service Center's (NASC's) Service Management System (SMS).</p>	
<p>Rate regulations and charges applicable to 800/888 Data Base Query Service appear in <i>VII.B.2.c.</i> and Section <i>XXI.</i>.</p>	
<p><b>6. 900 Access Service</b></p> <p>a. Description</p> <p>(1) 900 Access Service is an originating trunk side service that provides for the forwarding of end user dialed 900-NXX-XXXX calls to a customer via a Telephone Company designated switch capable of performing a customer identification function. The customer identification function determines the customer to which the 900 call is routed by the Telephone Company.</p>	
<p>The customer identification function will be available at suitably equipped end office or Telephone Company access tandem switches. Once customer identification has been established, the call will be routed to the customer. 900 Access Service may be provided via 900 Access Service switched trunk groups or in conjunction with a customer's FGC or FGD Switched Access Service.</p>	
<p>(2) If the customer's 900 Access traffic originates from an end office switch not equipped to perform the customer identification function, the call will be routed to the nearest office at which the function is available. Once customer identification has been established, the call will be routed to the customer.</p>	
<p>Unless prohibited by technical limitations, the customer's 900 Access Service traffic may, at the option of the customer, be combined in the same trunk group arrangement as the customer's Feature Group C or Feature Group D Access Service traffic. When required by technical limitations a separate trunk group must be established for 900 Access Service.</p>	

**VII. SWITCHED ACCESS SERVICE (Continued)**

<p>(3) 900 Access Service is provided as trunk side switching through the use of end office or Telephone Company access tandem switch trunk equipment 900 Access Service originating from equal access end offices with the customer identification function will be provided using Feature Group D signaling as set forth in <i>VII.C.4.a.(2)</i> and <i>(3)</i> preceding. When Feature Group D signaling is provided, ANI will be provided in the same manner in which ANI is provided for Feature Group D as set forth in <i>VII.C.9.a.(6)</i> following.</p>	
<p>900 Access Service originating from end offices not having equal access capabilities will be provided using Feature Group C Signaling as set forth in <i>VII.C.3.a.(2)</i> and <i>(3)</i> preceding. When Feature Group C signaling is provided, ANI will be provided in the name manner in which ANI is provided for Feature Group C as set forth in <i>VII.C.9.a.(6)</i> following.</p>	
<p>In cases where 900 Access Service will be used for mass calling events, the customer is required to provide notice of the event to the Telephone Company. Notification must be provided at least two (2) business days prior to the event. As a result of such notification, the Telephone Company may implement protective controls to ensure acceptable service levels.</p>	
<p>Failure to notify the Telephone Company of such events may subject the 900 Access Service to discontinuance as specified in <i>III.B.1.</i> preceding.</p>	
<p>Calls to a 900 number dialed via 1+ from coin telephones, 10XXX, Inmate Service and Hotel/Motel Service will be blocked. Calls to a 900 number dialed via 0+ or 0- will be blocked. Calls to a 900 number dialed via 0+ from end offices converted to equal access will be unblocked if an ASR requesting unblocking is submitted to the Telephone Company by the customer.</p>	
<p><b>b. Transmission Specifications</b></p> <p><b>(1) Non Converted End Offices</b></p> <p>In end offices that have not been converted to equal access, 900 Access Service is provided with either Type B or Type C Transmission Specifications as follows:</p> <ul style="list-style-type: none"> <li>- When routed directly to the end office either Type B or Type C is provided.</li> <li>- When routed to a Telephone Company access tandem only Type B is provided.</li> <li>- Type B or Type C is provided on the transmission path from the Telephone Company access tandem to the end office.</li> </ul> <p>Type C Transmission Specifications are provided with Interface Group 1 when routed directly to an end office. Type B is provided with Interface Groups 2 through 10, whether routed directly to an end user or to a Telephone Company access tandem.</p>	

## VII. SWITCHED ACCESS SERVICE (Continued)

Type DB Data Transmission Parameters are provided with 900 Access Service for the transmission path between the customer's premises and the end office when directly routed to the end office, and Type DB Data Transmission Parameters are provided for the transmission path between the customer's premises and the Telephone Company access tandem and between the Telephone Company access tandem and the end office when routed via a Telephone Company access tandem.	
(2) Equal Access End Offices  In end offices converted to equal access, 900 Access Service is provided with either Type A, Type B, or Type C Transmission Specifications as follows: <ul style="list-style-type: none"><li>- When routed directly to the end office either Type B or C is provided.</li></ul>	
<ul style="list-style-type: none"><li>- When routed to a Telephone Company access tandem only Type A is provided.</li></ul>	
<ul style="list-style-type: none"><li>- Type A is provided on the transmission path from the Telephone Company access tandem to the end office.</li></ul>	
Type C Transmission specifications are provided with Interface Group 1. Type A and Type B Transmission Specifications are provided with Interface Groups 2 through 10.	
Type DA Data Transmission Parameters are provided for the transmission path between the customer's premises and the Telephone Company access tandem and between the Telephone Company access tandem and the end office. Type DB Data Transmission Parameters are provided for the transmission path between the customer's premises and the end office when directly routed to the end office.	
<p><b>7. Operator Services</b></p> <p>Operator Services described in this section will be provided to customers as an optional feature in conjunction with Feature Group C (FGC) or Feature Group D (FGD) Switched Access Services from Telephone Company Operator Service switching locations. Operator Services include Operator Transfer and Inward Operator Assistance functions which enable a customer to provide operator related services to their end users. A customer may order both Operator Transfer and Inward Assistance services or may order them individually.</p> <p>a. General Description</p> <p>(1) Operator Transfer Service</p> <p>Operator Transfer Service is an originating service that provides call routing of 0- (the digit 0 with no additional digits) interLATA calls to a participating customer as requested by the calling end user. Operator Transfer Service is provided when an end user dials "0" and is routed to the Telephone Company's operator requesting assistance in completing an interLATA call.</p>	



## VII. SWITCHED ACCESS SERVICE (Continued)

<p>When an 0- call originates from an end office not converted to equal access, the operator will transfer the 0- call, via FGC, to AT&amp;T. When an 0- call originates from an end office converted to equal access, the operator will ask the end user to identify the participating customer to which they desire to be connected. The operator will then transfer the 0- call, via FGD, along with Automatic Number Identification to the designated customer.</p>	
<p>If the end user has no preference, or the identified customer has not subscribed to Operator Transfer Service, the end user will be asked to select from a list of participating customers. The list of participating Operator Transfer Service customers will be updated monthly. The order in which participating customers will appear on the list will be initially determined by use of a lottery. For each subsequent monthly update, following the initial selection, the customers in the first position will be moved to the last position on the list. All other customers will be moved up one (1) position. New Operator Transfer Service customers will be placed at the bottom of the list of participating customers pending the next monthly update.</p>	
<p>(2) Inward Operator Assistance</p> <p>Inward Operator Assistance services provides for operator assistance on inward calls received from customer operators. Three (3) Inward Operator Assistance functions are provided as follows:</p> <p>(a) Busy Line Verification – The Telephone Company operator, at the request of the customer's operator, will determine the status of an exchange service line (e.g., conversation in progress, available to receive a call, or out of service) and report the status to the customer's operator. The Telephone Company operator will not complete the call after performing Busy Line Verification. Only one (1) telephone number per call will be handled by the operator.</p>	
<p>(b) Interrupt – The Telephone Company operator, at the request of the customer's operator, will interrupt conversation on a verified busy line and inform the called party that an attempt to place a call to that line is being made. The Telephone Company Operator will not complete the call after performing Interrupt. Only one (1) telephone number per call will be handled by the operator.</p>	
<p>(c) Operator Assistance – The Telephone Company operator will provide the customer with dialing or routing assistance.</p>	
<p>(3) Undertaking of the Telephone Company</p> <p>(a) The Telephone Company will provide Operator Transfer Service for calls originating from end offices served by the Operator Service switching location. The Telephone Company will provide Inward Operator Assistance Services for calls associated with exchange service lines in end offices served by the Operator Service switching locations.</p>	

**VII. SWITCHED ACCESS SERVICE** (Continued)

(b) Operator Services will be provided over FGC or FGD switched service trunks, arranged for either one-way (1) or two-way (2) calling, from the Operator Service switching location to the customer's premises. Where required by technical limitations, a separate FGC or FGD trunk group will be established for Operator Service. Both Operator Transfer and Inward Assistance traffic may be combined on the same trunk group. The Operator Service switching location will provide trunk answer and disconnect supervisory signaling to the customer.	
(c) Operator Services will be provisioned in accordance with the technical specifications and requirements set forth in <i>VII.C.4.</i> preceding for FGC and FGD Switched Access Services.	
(4) Obligations of the Customer  (a) Operator Services are provided to all customers via Feature Group D Switched Access Service for calls associated with end offices converted to equal access. Operator Services are provided for calls associated with end offices not converted to equal access via Feature Group C Switched Access Service to AT&T only. Operator Service customers must order, if none exists, sufficient Switched Access trunking facilities between their premises and the Telephone Company designated Operator Service switching locations in accordance with the ordering requirements set forth in <i>Section VI.B.</i> preceding. If the customer has existing Switched Access Service trunks to the Operator Service switching location, additional capacity may only be required. The customer, at its premises, shall provide the necessary on-hook, off-hook answering supervision and disconnect supervision.	
(b) Percentage of Interstate Usage (PIU) will be reported and determined as required in <i>Section III.C.9.</i> preceding.	
(c) The customer shall indemnify and save the Telephone Company harmless against all claims that may arise from either party to a call interrupted in the provisioning of Inward Service or any other person.	

## VII. SWITCHED ACCESS SERVICE (Continued)

<p>b. Rate Regulations</p> <p>Rates and charges applicable to Operator Services are set forth in Section XXI. following. In addition to the rates and charges applicable to Operator Services described in this section, all nonrecurring charges associated with the ordering, installation, rearrangement and movement of FGC or FGD services as set forth in VII.G., as well as Access Order Charges set forth in Section VI.A., will apply.</p> <p>(1) Operator Transfer Service</p> <p>(a) Operator Transfer Rate</p> <p>The Operator Transfer Rate is assessed per 0- call transferred to a customer's operator as set forth in Section XXI. following. An 0- call is considered transferred when the Telephone Company operator activates the switch transferring the call to the designated customer.</p>	
<p>(b) Switched Access Charges</p> <p>Premium FGC or FGD Switched Access rates and charges as set forth in Section XXI. following and Carrier Common Line Charges as set forth in Section IV.B. preceding will apply per minute of use for Operator Transfer Service.</p>	
<p>(2) Inward Operator Assistance Service</p> <p>(a) Busy Line Verification and Interrupt Rates</p> <p>Rates and charges for Busy Line Verification and Interrupt Service are specific to the inward call type. The charge for Busy Line Verification applies per verification attempt. The charge for Interrupt applies per call interruption attempted. The Operator Assistance charge applies per assistance request.</p>	
<p>(b) Switched Access Charges</p> <p>Switched Access Service per access minute charges do not apply to Inward Assistance Services. Recurring usage costs are included in the flat rate charges specified in (a) preceding.</p>	
<p>8. <i>Manner of Provision</i></p> <p>Switched Access is furnished in either quantities of lines or trunks, or in busy hour minutes of capacity (BHMCs). FGA Access and FGB Access are furnished on a per-line or per- trunk basis respectively. FGC and FGD Access is furnished on a BHMC basis.</p>	
<p>BHMCs are differentiated by type and directionality of traffic carried over a Switched Access Service arrangement.</p>	

## VII. SWITCHED ACCESS SERVICE (Continued)

<p>Differentiation of traffic among BHMC types is necessary for the Telephone Company to properly design Switched Access Service to meet the traffic carrying capacity requirement of the customer. There are two (2) major BHMC categories identified as Originating and Terminating. Originating BHMCs represent access capacity for carrying traffic from the end user to the customer. Terminating BHMCs represent access capacity for carrying traffic from the customer to the end user. When ordering capacity for FGC and FGD Access, the customer must at a minimum specify access capacity in terms of Originating BHMCs and/or Terminating BHMCs. Because some customers will wish to further segregate their originating traffic into separate trunk groups, or because segregation may be required by network considerations, Originating BHMCs are further categorized into Domestic, 800, 900, Operator and IDDD. Domestic BHMCs represent access capacity for carrying only domestic traffic other than 800, 900 and Operator traffic; IDDD BHMCs represent access capacity for carrying only international traffic; and 800, 900 and Operator BHMCs represent access capacity for carrying, respectively, only 800, 900 or Operator traffic. When ordering such types of access capacity, the customer must specify Domestic, 800, 900, Operator or IDDD BHMCs.</p>	
<p>9. <i>Common Switching Transport Termination Optional Features</i></p> <p>a. Common Switching Nonchargeable Optional Features</p> <p>(1) Call Denial on Line or Hunt Group</p> <p>This option allows for the screening of terminating Feature Group A calls. There are two (2) screening arrangements available with this option as follows:</p>	
<p>1.) limiting terminating calls for completion to only 411 or 555-1212 whichever is available, 611, 911, 800, 888 and a Telephone Company specified set of NXXs within the Telephone Company local exchange calling area of the dial tone office in which the arrangement is provided or 2.) limiting terminating calls to completion to only the NXXs associated with all end offices in the LATA, i.e., the call cannot be further switched or routed out of the LATA nor will calls be completed to 411 or 555-1212 whichever is available, 611, 911, 800 or 888. All other calls are routed to a reorder tone or recorded announcement. Arrangement 1 is provided in all Telephone Company electronic end offices and, where available, in electromechanical end offices. Arrangement 2 is provided where available. This feature is available with Feature Group A.</p>	
<p>(2) Service Code Denial on Line or Hunt Group</p> <p>This option allows for the screening of terminating calls within the LATA, and for disallowing completion of calls to 0-, 555 and N11 (e.g., 411, 611 and 911). This feature is provided where available in all Telephone Company electronic end offices and electromechanical end offices. It is available with feature Group A.</p>	

**VII. SWITCHED ACCESS SERVICE (Continued)**

<p>(3) Hunt Group Arrangement</p> <p>This option provides the ability to sequentially access one of two (2) or more line side connections in the originating direction, when the access code of the line group is dialed. It is available with FGA. This arrangement contemplates one (1) access code (i.e., telephone number) per arrangement.</p>	
<p>This option provides the ability to sequentially access one (1) of two (2) or more lines in the terminating direction, when the hunting number of the line group is forwarded from the customer to the Telephone Company.</p>	
<p>(4) Uniform Call Distribution Arrangement</p> <p>This option provides a type of multiline hunting arrangement which provides for an even distribution of calls among the available lines in a hunt group. Where available, this feature is provided in Telephone Company electronic end offices only. It is available for originating use with Feature Group A and for terminating use with Special Access used with a Switched Access Interface.</p>	
<p>(5) Nonhunting Number for Use with Hunt Group or Uniform Call Distribution Arrangement</p> <p>This option provides an arrangement for an individual line within a multiline hunt or uniform call distribution group that provides access to that line within the hunt or uniform call distribution group when it is idle or provides busy tone when it is busy, when the nonhunting number is dialed. Where available, this feature is provided in Telephone Company electronic end offices only. It is available with Feature Group A and Special Access lines used with Switched Access Interface.</p>	
<p>(6) Automatic Number Identification (ANI)</p> <p>(a) This option provides the automatic transmission of a seven (7) or ten (10) digit number and information digits to the customer designated premises for calls originating in the LATA, to identify the calling station. The ANI feature is an end office software function which is associated on a call-by-call basis with</p> <p>(i) all individual transmission paths in a trunk group routed directly between an end office and a customer designated premises or, where technically feasible, with</p>	
<p>(ii) all individual transmission paths in a trunk group between an end office and a Telephone Company access tandem, and a trunk group between a Telephone Company access tandem and a customer designated premises.</p>	

## VII. SWITCHED ACCESS SERVICE (Continued)

(b) The seven (7) digit ANI telephone number is generally available with Feature Groups B and C. When a customer orders SS7 <sup>6</sup> Signaling, ANI will be automatically provided. In instances where ANI is unavailable, the customer will automatically receive the Charge Number Parameter feature as specified in VII.C.9.a.(28). With these Feature Groups, technical limitations may exist in Telephone Company switching facilities which require ANI to be provided only on a directly trunked basis. ANI will be transmitted on all calls except those originating from multiparty lines, coin stations and coinless pay telephones using Feature Group B, or when an ANI failure has occurred. Seven (7) digit ANI is not available with SS7 Signaling.	
(c) The ten (10) digit ANI telephone number is only available with Feature Group D. The ten (10) digit ANI telephone number consists of the Numbering Plan Area (NPA) plus the seven (7) digit ANI telephone number. The ten (10) digit ANI telephone number will be transmitted on all calls except those identified as multiparty line or ANI failure, in which case only the NPA will be transmitted (in addition to the information digit described below). Ten (10) digit ANI is provided with multifrequency address signaling or SS7 signaling.	
(d) With Feature Group C, at the option of the customer, ANI may be ordered from end offices where Telephone Company recording for end user billing is not provided. Additionally, ANI is provided from end offices where message detail recording is not required by the Telephone Company; as with 800/888 service.	
(e) ANI is not provided from FGC end offices where the Telephone Company forwards ANI to its recording equipment. Where ANI cannot be provided, e.g., on calls from 4- and 8-party service, information digits will be provided to the customer.	
The information digits identify:	
(i) telephone number is the station billing number - no special treatment required,	
(ii) multiparty line – telephone number is a 4- or 8-party line and cannot be identified - number must be obtained via an operator or in some other manner,	
(iii) ANI failure has occurred in the end office switch which prevents identification of calling telephone number - must be obtained by operator or in some other manner,	
(iv) hotel/motel originated call which requires room number identification.	
(v) coinless station, hospital, inmate, etc. call which requires special screening or handling by the customer, and	

---

<sup>6</sup> SS7 Signaling is available only where technically feasible.

## VII. SWITCHED ACCESS SERVICE (Continued)

(vi) call is an Automatic Identified Outward Dialed (AIOD) call from customer premises equipment. The ANI telephone number is the listed telephone number of the customer and is not the telephone number of the calling party.	
These ANI information digits generally are available with Feature Groups B, C and D.	
(f) Additional ANI information digits are available with Feature Group D only. They include:	
(i) InterLATA restricted - telephone number is identified line	
(ii) InterLATA restricted - hotel/motel line	
(iii) InterLATA restricted - coinless, hospital, inmate, etc., line	
These information digits will be transmitted as agreed to by the customer and the Telephone Company.	
(g) Restrictions on Use and Sale of ANI	
(i) Interstate access customers of this tariff may use ANI in the following manner:	
- For billing& collection information, for routing, screening, and completing the originating subscriber's call or transaction, or for services directly related to the originating telephone subscriber's call or transaction.	
- The customer may use ANI to offer a product or service that is directly related to the products or services previously acquired from the customer by the originating subscriber.	
(ii) Interstate access customer of this tariff <u>may not</u> use ANI in the following manner:	
- Reusing or selling the telephone number or billing information without first notifying the originating telephone subscriber and obtaining the affirmative consent of such subscriber for such reuse or sale.	
- Disclosing (except as permitted in (i), preceding), any information derived from the CPN for any purpose <u>other</u> than 1.) performing the services or transactions that are the subject of the originating subscriber's call, 2.) ensuring network performance security and the effectiveness of call delivery, 3.) compiling, using, and disclosing aggregate information, and 4.) complying with applicable law or legal process.	

**VII. SWITCHED ACCESS SERVICE (Continued)**

<p>(7) Up to Seven (7) Digit Outpulsing of Access Digits to Customer</p> <p>This option generally provides for the end office capability of providing up to seven (7) digits of the uniform access code (950-0XXX, 950-1XXX) to the customer designated premises. The customer can request that only some of the digits in the access code be forwarded. The access code digits would be provided to the customer designated premises using multifrequency signaling, and transmission of the digits would precede the forwarding of ANI if that feature were provided. It is available with Feature Group B.</p>	
<p>(8) Revertive Pulse Address Signaling</p> <p>This option provides for a dc pulsing arrangement that transmits intelligence in the following manner:</p> <p>(a) The equipment at the originating location presents itself to represent the number of pulses required to count the pulses received from the terminating location.</p>	
<p>(b) The equipment at the terminating location transmits a series of pulses by the momentary grounding of its battery supply until the originating location breaks the dc path to indicate that the required number of pulses has been counted.</p>	
<p>This option is available with Feature Group C.</p>	
<p>(9) Delay Dial Start-Pulsing Signaling</p> <p>This option provides a method of indicating to the near end trunk circuit readiness to accept address signaling information by the far end trunk circuit. Delay dial is often referred to as an off-hook, on-hook signaling sequence. The delay dial signal is the off-hook interval and the star-pulsing signal is the on-hook interval. With integrity check, the calling office will not outpulse until a delay dial (off-hook) signal followed by a start-pulsing (on-hook) signal has been identified at the calling office. This option is available with Feature Group C.</p>	
<p>(10) Dial Pulse Address Signaling</p> <p>This option provides for the forwarding of dial pulses from the Telephone Company end office to the customer without the need of a star-pulsing signal from the customer. It is available with Feature Group C.</p>	
<p>(11) Immediate Dial Pulse Address Signaling</p> <p>This trunk side option provides for the transmission of number information, e.g., called number, between the end office switching system and the customer designated premises (in either direction) by means of direct current pulses. It is available with Feature Group C.</p>	



**VII. SWITCHED ACCESS SERVICE (Continued)**

<p>(12) Panel Call Indicator Address Signaling</p> <p>This option provides a dc pulsing arrangement in which each digit is transmitted as a series of four (4) marginal and polarized impulses. It is available with Feature Group C.</p>	
<p>(13) Service Class routing</p> <p>This option provides the capability of directing originating traffic from an end office to a trunk group to a customer designated premises, based on the line class of service (e.g., coin, multiparty or hotel/motel), service prefix indicator (e.g., 0-, 0+ or 011+). It is provided in suitably equipped end office or Telephone Company access tandem switches and is available with Feature Groups C and D.</p>	
<p>(14) Alternate Traffic Routing</p> <p>When the customer orders both Direct Trunked Transport and Tandem Switched Transport at the same end office, this option provides the capability of directing originating traffic from an end office (or appropriately equipped access tandem) to a trunk group (the "high usage" group) to a customer designated premises until that group is fully loaded, and then delivering additional originating traffic (the "overflowing" traffic from the same end office or access tandem to a different trunk group (the "final" group) to a second customer designated premises. The customer shall specify the last trunk CCS desired for the high usage group. It is provided in suitably equipped end office or access tandem switches. It is available with Feature Groups B, C and D.</p>	
<p>When alternate routing is available, the FGD traffic will be directly measured. If the Telephone Company cannot measure the traffic, it will be estimated based on a twenty-four (24) hour period representative of actual routing.</p>	
<p>When a FGD, 500 SAC customer subscribes to Signaling for Tandem Switching and Alternate Traffic Routing the customer may have a maximum of two (2) routes which the traffic can overflow.</p>	
<p>(15) Trunk Access Limitation</p> <p>This option provides for the routing of originating 900 service calls to a specified number of transmission paths in a trunk group, in order to limit (choke) the completion of such traffic to the customer. Calls to the designated service which could not be completed over the subset of transmission paths in the trunk group, i.e., the choked calls, would be routed to reorder tone. It is provided in all Telephone Company electronic end offices and where available in electromechanical end offices. It is available with Feature Groups C and D.</p>	
<p>Calls to a 900 number dialed via 1+ from coin telephones, 0-, 10XXX, Inmate Service, and Hotel/Motel Service will be blocked. Calls to a 900 number dialed via 0+ will normally be blocked. Orders received from customers to unblock 0+ calls to a 900 number will be accommodated where suitably equipped facilities exist.</p>	

**VII. SWITCHED ACCESS SERVICE (Continued)**

<p>(16) Call Gaping Arrangement</p> <p>This option provided in suitably equipped and office switches, provides for the routing of originating calls to 900 service to be switched in the end office to all transmission paths in a trunk group at a prescribed rate of low, e.g., one (1) call every five (5) seconds, in order to limit (choke) the completion of such traffic to other customers. Calls to the designated service which are denied access by this feature, i.e., the choked calls, would be routed to a no-circuit announcement. It is provided in selected Feature Group D equipped end offices and is available only with Feature Group D. The customer shall provide the Telephone Company notification of media stimulated mass calling events (e.g., 800, 900 option polls). Such notification, if received at least twenty-four (24) hours prior to the event, will enable the Telephone Company to institute call gaping controls, where capability exists, so the controls will be in place when the event begins Call gaping will be instituted as needed to protect the customer's and Telephone Company's networks.</p>	
<p>(17) International Carrier Option</p> <p>This option allows for Feature Group D end offices or Telephone Company access tandem switches equipped for International Direct Distance Dialing to be arranged to forward the international calls of one (1) or more international carriers to the customer (i.e., the Telephone Company is able to route originating international calls to a customer other than the one designated by the end user either through presubscription or 10XXX dialing). This arrangement requires provision of written verification to the Telephone Company that the customer is authorized to forward such calls. The written verification must be in the form of a letter of agency authorizing the customer to order the option on behalf of the international carrier. This option is only provided at the Telephone Company end offices or Telephone Company access tandems equipped for International Direct Distance Dialing. It is available with Feature Group D.</p>	
<p>(18) Band Advance Arrangement</p> <p>This arrangement is available for Special Access Lines used with a Switching Interface. This option, which is provided in association with two (2) or more groups, provides for the automatic overflow of terminating calls from a line group, that has exceeded its call capacity, to another line group with equal or a greater number of bands than that of the overflowing line group. This arrangement does not provide for call overflow from a group with a higher designation to one with a lower band designation.</p>	

**VII. SWITCHED ACCESS SERVICE (Continued)**

<p>(19) End Office End User Line Service Screening for Use with Special Access Service Utilized in the Provision of WATS or WATS-Type Services</p> <p>This option provides the ability to verify that an end user has dialed a called party address (by screening the called NPA and/or NXX on the basis of geographical bands selected by the Telephone Company) which is in accordance with that end user's service agreement with the customer, e.g., WATS. This option is provided in all Telephone company electronic end offices and, where available, in electromechanical end offices which are designated as WATS Serving Offices. It is available with Feature Groups A, B, C and D.</p>	
<p>(20) Hunt Group Arrangement for Use with Special Access Service Utilized in the Provision of WATS or WATS-Type Services</p> <p>This option provides the ability to sequentially access one (1) of two (2) or more Special Access Services utilized in the provision of WATS or WATS-type services (e.g., 800/888 Service Special access services) in the terminating direction, when the hunting number of the Special Access Service group is forwarded from the customer to the Telephone Company. This feature is provided in all Telephone Company designated WATS Serving Offices. It is available with Feature Groups A, B, C and D.</p>	
<p>(21) Uniform Call Distribution Arrangement for Use with Special Access Service Utilized in the Provision of WATS or WATS-Type Services</p> <p>This option provides a type of multiline hunting arrangement which provides for an even distribution of terminating calls among the available Special Access Services utilized in the provision of WATS or WATS-type Services in the hunt group. Where available, this feature is only provided in Telephone Company designated WATS Serving Offices. It is available with Feature Groups A, B, C and D.</p>	
<p>(22) Nonhunting Number for Use with Hunt Arrangement or Uniform Call Distribution Arrangement for Use with Special Access Service Utilized in the Provision of WATS or WATS-Type Services</p> <p>This option provides an arrangement for an individual Special Access Service utilized in the provision of WATS or WATS-type Services within a multiline hunt or uniform call distribution group that provides access to that Special Access Service within the hunt or uniform call distribution group when it is idle or provides busy tone when it is busy, when the nonhunting number is dialed. Where available, this feature is only provided in the Telephone Company designated WATS Serving Offices. It is available with Feature Groups A, B, C and D.</p>	

## VII. SWITCHED ACCESS SERVICE (Continued)

<p>(23) Switched Data Service</p> <p>(a) Switched 56</p> <p>This option provides for a connection capable of up to 56 Kbps digital transmission between the customer's CDP and a suitably equipped end office. Switched Data service lines connected at those suitably equipped end offices will be accessed on a switched basis for digital transmission up to 56 Kbps. These locations are identified in the National Exchange Carrier Association, Inc., Tariff F.C.C. No. 4 Wire Center and Interconnection Information.</p>	
<p>This option is provided only with FGD. A separate FGD trunk group must be established for the provision of Switched Data Service. This trunk group requires the use of a DS1 digital interface as described in 6.2.1(A). Switched Data and Non Switched Data traffic may not be combined on the same trunk group.</p>	
<p>Access is made via the standard dialing pattern as set forth in <i>VII.C.4.a.(6)</i>.</p>	
<p>(b) Switched 64</p> <p>This option provides for a connection capable of up to 64 Kbps digital transmission with clear channel capability between the customer's CDP and a suitably equipped end office. Clear channel capability allows for full bandwidth availability to the customer with no part of the channel used for control, framing or signaling.</p>	
<p>Switched 64 requires all digital facilities including the use of a DS1 digital interface as described in <i>VII.B.1.a.</i> and is available only with FGD from end offices capable of providing SS7<sup>7</sup> signaling, Bipolar with Eight Zero Substitution (B8ZS) line code format and Integrated Services Digital Network (ISDN) or other Switched Data based services. These locations are identified in the National Exchange Carrier Association, Inc., Tariff F.C.C. No. 4 Wire Center and Interconnection Information.</p>	
<p>Access is made via the standard dialing pattern as set forth in <i>VII.C.4.a.(6)</i>.</p>	
<p>A separate FGD trunk group must be established for the provision of Switched 64 service. Switched data and non-switched data traffic may not be combined on the same trunk group.</p>	
<p>(24) Non Overlap Outpulsing</p> <p>This option allows the customer to specify that all dialed digits must be received by the Telephone Company end office before any outpulsing takes place. After all dialed digits are received, the Telephone Company seizes a trunk toward the customer. This option is available with Feature Group D where technically feasible.</p>	

---

<sup>7</sup> SS7 Signaling is available only where technically feasible.

## VII. SWITCHED ACCESS SERVICE (Continued)

<p>(25) Cut-Through</p> <p>This option allows end users to reach the customer's premises by dialing 10XXX + #. This option provides for connection of the call to the premises of the customer indicated by the 10XXX code upon receipt of the end of dialing the # digit. The Telephone Company will not record any other dialed digits for these calls. This option is available with Feature Group D where technically feasible.</p>	
<p>(26) Switched Access Interface</p> <p>This arrangement provides the line switching and supervisory functions necessary to interface Voice Grade Special Access and Switched Access Services together for the provision of customer WATS and WATS-Type service. This service provides a transmission path capable of originating and/or terminating the customer's interstate and combined interstate/intrastate traffic. Combining of intrastate traffic will be provided in accordance with any individual state regulations as outlined in <i>VII.C.9.a.(26)(e)</i>.</p>	
<p>This arrangement is only available from Telephone Company designated end offices which are identified as WATS Serving Offices (WSO) in NECA Tariff FCC No. 4. Technical limitations resident in certain end offices switches may preclude the availability of certain Switched Access Interface features. Depending on the configuration selected below, the Telephone Company will provide such services from the closest WSO that is technically equipped to provide such services. Special Access Transport charges as described in Section <i>VI.A.1.</i> will be applicable to the WATS Serving Office appropriately equipped for the service feature requested.</p>	
<p>The Switched Access portion of this arrangement is available from Section <i>VII.</i> of this tariff, except as set forth in <i>VII.C.9.a.(26)(e)</i> following, and provides connectivity from the Telephone Company's WATS Serving Office to the CDP of the customer. The Special Access portion of this feature is available from Section <i>VIII.</i> of this tariff and provides connectivity from the Telephone Company's WATS Serving Office to the end user's CDP.</p>	

## **VII. SWITCHED ACCESS SERVICE (Continued)**

Switched Access Interface Service is available in the following configurations/features:	
(a) Originating Only Feature	
The Originating Only Feature is available from appropriately equipped WATS Serving Offices on a per line basis and provides for the transporting of interstate calls from a special access line to the customer via either FGA, FGB, FGC or FGD switched access. It is provided in the following two (2) arrangements:	
(i) Restricted Geographic Screening Arrangement – Originating Only	
This arrangement provides the ability to screen a dialed number by NPA and/or NXX on the basis of a geographical band which is in accordance with an end user's service agreement with the customer. The geographical bands available are those in effect as of the effective date of this tariff provision. The customer must provide the Telephone Company with the band information required for each Special Access line subscribed to this service.	
This arrangement is provided when used exclusively for interstate traffic (excluding international). This arrangement is not available for Multi-jurisdictional traffic (combined interstate and intrastate) as set forth in VII.C.9.a.(26)(a)(ii) following.	
This arrangement is available from appropriately equipped WATS Serving Offices in conjunction with FGC and FGD and provides for:	
<ul style="list-style-type: none"> <li>- the transporting of all interstate 1+NPA/NXX-XXXX and 1+FNPA-555-1212 calls to Directory Numbers that are associated with a customer selected geographic band to the customer;</li> </ul>	
<ul style="list-style-type: none"> <li>- the blocking of all 1+500-NXX-XXXX, 0+500-NXX-XXXX, 1+700-NXX-XXXX and 1+900-NXX-XXXX calls;</li> </ul>	
<ul style="list-style-type: none"> <li>- the blocking of all 0+NPA-NXX-XXXX calls;</li> </ul>	
<ul style="list-style-type: none"> <li>- the transporting of all calls originated by dialing zero (0) to the Telephone Company operator;</li> </ul>	
<ul style="list-style-type: none"> <li>- the transporting of all calls originated by dialing zero, zero (00) to the IC customer (available only with FGD);</li> </ul>	
<ul style="list-style-type: none"> <li>- the blocking of all international calls preceded by the access codes 01 and 011; and</li> </ul>	
<ul style="list-style-type: none"> <li>- the blocking of all calls preceded by the access code 101XXXX.</li> </ul>	

## **VII. SWITCHED ACCESS SERVICE (Continued)**

<p>(ii) Unrestricted Arrangement – Originating Only</p> <p>This arrangement is a multi-jurisdictional offering provided from a Telephone Company appropriately equipped WATS Serving Office and provides for the transporting of interstate and intrastate calls from a Special Access Line to the customer via FGA, FGB, FGC and/or FGD Switched Access. FGA access is obtained from a WATS Serving Office by dialing a standard seven (7) digit number. FGB access is obtained from a WATS Serving Office by dialing 950 1/0XXX or 1+950 1/0XXX. The combining of interstate and intrastate traffic will be in accordance with <i>VII.C.9.a.(26)(e)</i> following. This arrangement provides for transporting the following types of calls:</p> <ul style="list-style-type: none"> <li>- 1+NPA-NXX-XXX, 1+700-NXX-XXXX, and 1+FNPA-555-1212 calls to the IC customer or via facilities of the Telephone Company where state restrictions exist as detailed in <i>VII.C.9.a.(26)(e)</i> following;</li> </ul>	
<ul style="list-style-type: none"> <li>- 1+800-NXX-XXXX and 1+900-NXX-XXXX calls to the carrier designated by the digits dialed;</li> </ul>	
<ul style="list-style-type: none"> <li>- 1+500-NXX-XXXX or 0+500-NXX-XXXX calls to the carrier in accordance with the 500 Customer Identification function described in <i>VII.C.13..</i></li> </ul>	
<ul style="list-style-type: none"> <li>- calls originated by dialing zero (0) to the Telephone Company operator;</li> </ul>	
<ul style="list-style-type: none"> <li>- calls originated by dialing zero, zero (00) to the IC customer (available only with FGD);</li> </ul>	
<ul style="list-style-type: none"> <li>- calls originated by dialing 01 or 011 to the IC customer; and</li> </ul>	
<ul style="list-style-type: none"> <li>- 1+ or zero (0)+NPA-NXX-XXXX calls preceded by the access code 10XXX to the carrier designated by the dialed digits (available only with FGD).</li> </ul>	
<p>(iii) Optional Access Code Arrangement</p> <p>Subject to technical availability, on an individual line basis, calls preceded by the access code 10XXX will be blocked.</p>	
<p>(b) 800/888 Type Terminating Only Feature</p> <p>The 800/888 Type Terminating Only feature is available on a per-line basis from appropriately equipped WATS Serving Offices and provides</p>	

**VII. SWITCHED ACCESS SERVICE** (Continued)

(c) Combined Originating/800/888 Type Terminating Calling Feature

The Combined Type Terminating Only feature is available on a per-line basis from appropriately equipped WATS Serving Offices and provides for the termination of all calls from the subscribing carrier (originated on a 1+800/888 basis) directed to the Special Access via FGA, FGB, FGC and FGD Switched Access. This optional arrangement is not available with Signaling for Tandem Switching.



**VII. SWITCHED ACCESS SERVICE** (Continued)

(d) The following matrix details the direction, call type, service prefix and traffic types provided on each Switched Access Interface Arrangement.				
	<u>Restricted Geographic Screening Arrangement</u>	<u>Unrestricted Arrangement</u>	<u>800/888 Type Terminating Only</u>	<u>Combined Originating/ 800/888 Type Termination</u>
Section Ref.	26(a)(i)	26(a)(ii)	26(b)	26(c)
<u>Directionality</u>				
Originating Only	X	X		
Terminating Only			X	
Two-Way				X
<u>Call Type (1+)</u>				
Local	B	B	B	B
IntraLATA/Intrast.	B	R/D <sup>8</sup>	C	R/D/C <sup>8</sup>
IntraLATA/Interst.	D	D	C	D/C
<u>Service Prefix</u>				
0-	R	R		R
00-	D	D		D
0+	B	D <sup>8</sup>		D <sup>8</sup>
IDDD	B	D		D
101XXXX	B	D/B		D/B
<u>Traffic Type</u>				
411	B	B		B
911	R	R		R
976	R	R		R
700	B	D		D
500/800/888/900	B	D		D
D	=	Telephone Company DELIVERS traffic to the customer		
R	=	Telephone Company RETAINS and complete traffic		
C	=	Telephone Company COMPLETES traffic to the end user's premises		
B	=	Telephone Company BLOCKS traffic to an announcement		

<sup>8</sup> Intrastate traffic will be delivered to the customer except where a state restriction on the passage of intraLATA and/or interLATA traffic exists. These restrictions are detailed in VII.C.9.a.(26)(e) following.

## VII. SWITCHED ACCESS SERVICE (Continued)

<p>(e) Intrastate Traffic Restriction</p> <p>An interstate Switched Access Interface and an intrastate Switched Access Interface must be ordered for the provisioning of multi-jurisdictional access.</p>	
<p>Unless the customer subscribes to the 101XXXX blocking option offered in VII.C.9.a.(26)(a)(ii) preceding, all calls carried over a Special Access Line used in conjunction with a Switched Access Interface for multi-jurisdictional access will be passed to the customer for completion except where a state restriction exists as follows.</p>	
<p>State restrictions on the passage of interLATA intrastate traffic exist in the following states:</p> <p>None</p>	
<p>The terms, conditions, and rates for the interstate Special Access and Switched Access associated with this feature are as set forth in Sections VII. and VIII. of this tariff. The terms, conditions, and rates for the intrastate Switched Access are as set forth in the Telephone Company Facilities for Intrastate Access tariffs.</p>	
<p>When the customer orders Special Access from Section VIII. of this tariff for the facilities between the end user's premises and the WATS Serving Office for use with Multi-jurisdictional Access as set forth above, and if the Telephone Company intrastate tariff also provides for customer billing for these facilities, the customer will be exempted from the intrastate charge.</p>	
<p>(27) Signaling System 7 (SS7)<sup>9</sup> Out of Band Signaling</p> <p>This option is provided in conjunction with Common Channel Signaling System 7 (CCS7) Access Service described in 6.3.11 and is only available with FGD, 500, 800, 888 or 900 Access service. SS7 Out of Band Signaling provides common channel out of band transmission of address and supervisory SS7 protocol signaling information between the end office or Telephone Company access tandem switching systems and the customer's premises. FGD, 500, 800, 888 and 900 Access service, equipped with SS7 Out of Band Signaling, are available with Interface Groups 6 (DS1), 7 (DS1C), and 9 (DS3). SS7 Out of Band Signaling is provided at suitably equipped Telephone Company end office or Telephone Company access tandem switches. The technical specifications for SS7 Out of Band Signaling are described in Bellcore Technical Reference Publication TR-TSV-000905. When a customer orders SS7 Signalling, ANI and/or Calling Party Number will be provided with SS7 service.</p>	

---

<sup>9</sup> SS7 Signaling is available only where technically feasible.

## VII. SWITCHED ACCESS SERVICE (Continued)

<p>(28) Calling Party Number (CPN) Parameter</p> <p>The CPN parameter, available as a nonchargeable option for originating FGD with SS7 Out of Band Signaling, provides for the automatic transmission of the ten (10) digit directory number, associated with a calling station, to the customer's premises for originating calls. The ten (10) digit number consists of the NPA plus the seven (7) digit telephone number which may or may not be the same number as the calling station's charge number. The CPN parameter also includes a "privacy indicator" which allows the ten (10) digit telephone number to be coded as presented or restricted for delivery to the called end user. This feature is automatically provided with originating FGC and FGD with SS7 Signalling. CPN and SS7 Signalling are available only where technically feasible. The technical specifications for CPN are described in Bellcore Technical Reference Publication TR-TSV-000905.</p> <p>Restrictions on Use and Sale of CPN:</p> <p>(a) Interstate access customers of this tariff may use CPN in the following manner:</p> <ul style="list-style-type: none"><li>- For billing and collection information, for routing, screening, and completing the originating subscriber's call or transaction, or for services directly related to the originating telephone subscriber's call or transaction.</li></ul>	
<ul style="list-style-type: none"><li>- The customer may use CPN to offer a product or service that is directly related to the products or services previously acquired from the customer by the originating subscriber.</li></ul>	
<p>(b) Interstate access customers of this tariff may not use CPN in the following manner:</p> <ul style="list-style-type: none"><li>- Reusing or selling the telephone number or billing information without first notifying the originating telephone subscriber <u>and</u> obtaining the affirmative consent of such subscriber for such reuse or sale.</li></ul>	
<ul style="list-style-type: none"><li>- Disclosing (except as permitted in (a), preceding) any information derived from the CPN for any purpose other than 1.) performing the services or transactions that are the subject of the originating subscriber's call, 2.) ensuring network performance security and the effectiveness of call delivery, 3.) compiling, using, and disclosing aggregate information, and 4.) complying with applicable law or legal process.</li></ul>	
<p>(29) Carrier Selection Parameter (CSP)</p> <p>The CSP parameter, available as a nonchargeable option for originating FGD and SS7 Out of Band Signaling, provides for the automatic transmission of a signaling indicator which signifies to the customer whether or not a given call originated from a presubscribed line. If the line was presubscribed, the indicator will signify if the end user did or did not dial 10XXX. The technical specifications for CSP are described in Bellcore Technical Reference Publication TR-TSV-000905.</p>	

## VII. SWITCHED ACCESS SERVICE (Continued)

<p>(30) Charge Number (CNP) Parameter</p> <p>The Charge Number Parameter, available as a nonchargeable option for originating FGD with SS7 Out of Band Signaling, is equivalent to the existing ten (10) digit Automatic Number Identification (ANI) available with FGD with MF signaling. The CNP provides for the automatic transmission of the ten (10) digit billing number of the calling station and the originating line information. The technical specifications for CN are described in Bellcore Technical Reference Publication TR-TSV-000905.</p> <p>Restrictions on Use and Sale of CNP:</p> <p>(a) Interstate access customers of this tariff may use CNP in the following manner:</p> <ul style="list-style-type: none"><li>- For billing and collection information, for routing, screening, and completing the originating subscriber's call or transaction, or for services directly related to the originating telephone subscriber's call or transaction.</li></ul>	
<ul style="list-style-type: none"><li>- The customer may use CNP to offer a product or service that is directly related to the products or services previously acquired from the customer by the originating subscriber.</li></ul>	
<p>(b) Interstate access customers of this tariff <u>may not</u> use CNP in the following manner:</p> <ul style="list-style-type: none"><li>- Reusing or selling the telephone number or billing information without first notifying the originating telephone subscriber <u>and</u> obtaining the affirmative consent of such subscriber for such reuse or sale.</li></ul>	
<ul style="list-style-type: none"><li>- Disclosing, except as permitted in (a), preceding, any information derived from the CNP for any purpose <u>other</u> than 1.) performing the services or transactions that are the subject of the originating subscriber's call, 2.) ensuring network performance security and the effectiveness of call delivery, 3.) compiling, using, and disclosing aggregate information, and 4.) complying with applicable law or legal process.</li></ul>	
<p>(31) Dual Tone Multifrequency Address Signaling</p> <p>This option allows reception of called party address signals from the customer in the form of Dual Tone Multifrequency (DTMF) signals. It is provided in all Telephone Company end offices where available. When FGA arrangements are provided as part of a hung group or uniform call distribution group, and the customer requires DTMF address signaling, then all arrangements in the hunt group or uniform call distribution group will be so equipped. It is available with FGA.</p>	
<p>(32) Customer Specification of Switched Access Directionality</p> <p>This option allows the customer to specify the directionality of the trunk group (i.e., originating, terminating, or two-way) in lieu of Telephone Company specification. It is available with all Feature Groups. Rates and Charges will be developed on an Individual Case Basis.</p>	

**VII. SWITCHED ACCESS SERVICE (Continued)**

<p>(33) Signaling for Tandem Switching</p> <p>This option allows for the passing of the Carrier Identification Code (CIC) and the OZZ code, or equivalent information needed to perform tandem switching functions. The CIC identifies the interexchange carrier and the OZZ code identifies the interexchange carrier's trunk group to which traffic is routed. This option is only available with FGD Switched Access, 500 and 900 services and can only be provided from equal access end offices. This option is not available from end offices that use alternate technology to provide equal access capabilities, or from Telephone Company access tandem switches.</p>	
<p>b. Transport Termination Nonchargeable Optional Features</p> <p>(1) Rotary Dial Station Signaling</p> <p>This option provides for the transmission of called party address signaling from rotary dial stations to the customer designated premises for originating calls. This option is provided in the form of a specific type of Transport Termination. It is available with Feature Group B, only on a directly trunked basis.</p>	
<p>(2) Operator Trunk – Coin, Non-Coin, or Combined Coin and Non-Coin</p> <p>This option may be ordered to provide coin, non-coin, or combined coin and non-coin operation. It is available only with Feature Group C and is provided in electronic end offices and other Telephone Company end offices where equipment is available. It is provided as a trunk type of Transport Termination.</p>	
<p>Coin:</p> <p>This arrangement provides for initial coin return control and routing of 0+, 0-, 1+, 01+ or 011+, respectively. Because operator assisted coin calling traffic is routed over a trunk group dedicated to operator assisted calls, this arrangement is only provided in association with the Service Class Routing option.</p>	
<p>The operator assistance coin calling arrangement is also normally ordered by the customer in conjunction with the ANI optional feature, since the preponderance of trunk groups equipped with this arrangement will be terminated in the customer's TSPS systems, rather than in the customer's manual cord boards.</p>	
<p>Non-Coin:</p> <p>This arrangement provides for the routing of 0+, 0-, 1+, 01+ or 011+, respectively. Because operator assisted non-coin calling traffic is routed over a trunk group dedicated to operator assisted calls, this arrangement is only provided in association with the Service Class Routing option.</p>	

## **VII. SWITCHED ACCESS SERVICE (Continued)**

<p>The operator assistance non-coin calling arrangement is also normally ordered by the customer in conjunction with the ANI option feature, since the preponderance of trunk groups equipped with this arrangement will be terminated in the customer's TSPS systems, rather than in the customer's manual cord boards. When so equipped, the ANI feature provides for the forwarding of information digits which identify that the call has originated from a hotel or motel, and whether room number identification is required, or that special screening is required, e.g., for coinless public stations, dormitory or inmate stations, other screening arrangements agreed to between the customer and the Telephone Company.</p>	
<p>Combined Coin and Non-Coin:</p> <p>This arrangement provides for initial coin return control and routing of 0+, 0-, 1+ or 011+, respectively. Because operator assisted coin and non-coin calling traffic is routed over a trunk group dedicated to operator assisted calls, this arrangement is only provided in association with the Service Class Routing option.</p>	
<p>The arrangement is normally ordered by the customer in conjunction with the ANI optional feature, since the preponderance of trunk groups equipped with this arrangement will be terminated in the customer's operator services systems, rather than the customer's manual cord boards. When so equipped, the ANI optional feature provides for the forwarding of information digits which identify that the call has originated from a hotel or motel, and whether room number identification is required, or that special screening is required, e.g., for coinless public stations, dormitory or inmate stations, or other screening arrangements agreed to between the customer and the Telephone Company.</p>	
<p>(3) Operator Trunk-Full Feature</p> <p>This option provides the initial coin return control function to the customer's operator. It is available with Feature Group D and is provided as trunk type for Transport Termination.</p>	
<p><b>10. Line Information Data Base (LIDB) Query Service</b></p> <p>a. General</p> <p>Line Information Data Base (LIDB) Query Service, available to Operator Service Providers (OSPs), provides OSPs the ability to access billing validation data in conjunction with Common Channel Signaling System 7 (CCS7) Access service.</p>	

## VII. SWITCHED ACCESS SERVICE (Continued)

<p>b. Description</p> <p>LIDB Query Service is offered by the Telephone Company to its customers to provide access to billing validation data, residing in Telephone Company data bases, for use with an in support of Alternate Billing services such as Calling Card, Collect Calls and Third Number Billing. Alternate Billing services provide customers' end users the ability to bill calls to an account not necessarily associated with the originating line. LIDB Query Service will allow customers to validate Telephone Company calling cards, to screen billing numbers for collect call and/or third number call acceptance, and to perform public telephone line number checks to prevent the alternate billing of calls to public telephones. The customer must subscribe to CCS7 Access service as described in Section VII. in order to obtain access to the Telephone Company's LIDB. The location of the Telephone Company's RSTP switches are indicated in NECA Tariff FCC No. 4.</p>	
<p>Customers subscribing to LIDB Query Service originate queries to the LIDB from an operator services system (OSS) identified by an originating point code (OPC). The LIDB query is routed from the CDP over the CCS7 access connection through one of the Telephone Company RSTPs to the Telephone Company's LIDB. The requested billing validation data, in the form of signaling information, is passed back via one of the Telephone Company's interconnecting RSTPs to the CDP.</p>	
<p>LIDB Query Service will provide the following functions on a per query basis:</p> <ul style="list-style-type: none"><li>- Validation of calling card information stored on the Telephone Company's LIDB.</li></ul>	
<ul style="list-style-type: none"><li>- Determination of whether collect or third number calls may be billed to a given line number.</li></ul>	
<ul style="list-style-type: none"><li>- Determination of whether the billed line in the billed number screening query is a public telephone number.</li></ul> <p>(1) Limitations</p> <p>Unless expressly authorized in writing by the customer and the Telephone Company, LIDB Query Service is not to be used for purposes other than those LIDB functions described herein. LIDB Query Service is to be used for those services only on an on-line call-by-call basis and accessed LIDB data may not be stored elsewhere for future use or for any other reason.</p>	
<p>(2) Rate Elements</p> <p>The application of rates and charges for LIDB Query service is set forth in VII.C.10.c.. The rates for LIDB Query service are set forth in VII.C.10.d..</p>	

**VII. SWITCHED ACCESS SERVICE** (Continued)

<p>c. Obligations of the Telephone Company</p> <p>(1) LIDB Validation System Updates</p> <p>As a part of the normal business operation of LIDB Query service, the Telephone Company will, on a business day basis, add, delete, and modify end user customer accounts as such customers move, become delinquent on their accounts, or order new service. Emergency or priority updates will be made reflecting lost, stolen, or otherwise compromised calling cards on at least a daily basis. The Telephone Company will conduct annual audits of the LIDB where line information for all working exchange access lines and calling cards is audited. The Telephone Company will monitor calling card validation and take timely steps to generate high usage reports to detect and stop fraudulent calling card use.</p>	
<p>(2) CCS7 Network Performance</p> <p>The Telephone Company supports the performance standards contained in Section VIII. of TR-TSV-000905. The overall end-to-end CCS7 network objective is less than ten (10) minutes unavailability per year from any Signal Point (SP) to any other SP. The performance objective for any single SP, including a Service Control Point, (SCP), is less than three (3) minutes unavailability per year. The combined link set from the SCP to the RSTP has a performance objective of less than two (2) minutes unavailability per year.</p>	
<p>(3) LIDB Validation System</p> <p>LIDB validation system downtime is required to be less than twelve (12) hours per year. The LIDB validation system is capable of processing up to seventy-five (75) queries per second. The response time for a query, from transmission to reception, is less than one (1) second and should not exceed two (2) seconds for ninety-nine percent (99%) of all queries.</p>	
<p>(4) LIDB Query Gapping</p> <p>During periods of LIDB validation system congestion, the Telephone Company will utilize an automatic query gapping procedure to control such congestion. Automatic query gapping controls congestion via a gap and duration index which tells the switch the gap (how long the switch should wait before sending another query to the LIDB) and the duration (how long the switch should continue to perform gapping). For example, if gapping is invoked, every third query might be dropped. This query gapping procedure will be applied uniformly to all users of the Telephone Company's LIDB. The Telephone Company reserves the right to invoke manual intervention in the automatic query gapping procedure to preserve the integrity of the network.</p>	



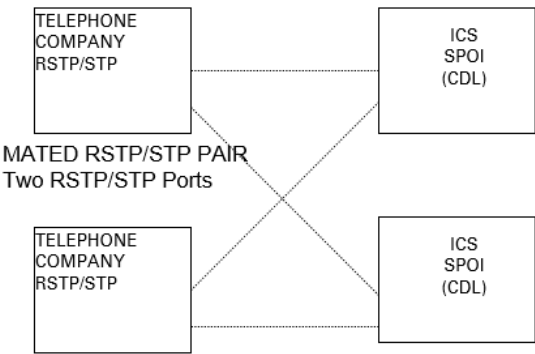
## VII. SWITCHED ACCESS SERVICE (Continued)

<p>d. Rate Regulations</p> <p>Rates and charges for LIDB Query Service apply as follows:</p> <p>(1) LIDB Query Transport Charge</p> <p>A LIDB Query Transport charge applies to each query received at the Telephone Company Service Control Point (SCP). Per query charges are accumulated over a monthly period and are billed to the customer on a monthly basis.</p>	
<p>(2) LIDB Query Charge</p> <p>A LIDB Query charge applies to each query received at the Telephone Company SCP and processed at the Telephone Company LIDB. Per query charges are accumulated over a monthly period and are billed to the customer on a monthly basis.</p>	
<p>(3) Nonrecurring Ordering Charges</p> <p>LIDB Query service is ordered in conjunction with CCS7 Access service under the provisions set forth in Section VI..</p>	
<p><b>11. Common Channel Signaling System 7<sup>10</sup> Access Service</b></p> <p>Common Channel Signaling System 7 (CCS7) Access service provides an interconnection between the Common Channel Signaling (CCS) network of the Telephone Company and a customer's CCS network or SS7 capable voice/data network using Dedicated Switched Access facilities and Regional Signal Transfer Point (RSTP) Ports of Signal Transfer Point (STP) Ports. CCS7 Access service provides the connection between the Telephone Company's RSTP or STP and the CDP to allow customers to access Telephone Company provided services requiring CCS7 connectivity. CCS7 Access service provides for the transmission of network control and other signaling information from the Telephone Company's RSTP, via the RSTP Port and Dedicated Switched Access facilities, to the CDP or from the Telephone Company's STP, via the STP Port and Dedicated Switched Access facilities, to the CDP. The technical interface specifications are as described in Bellcore Technical Reference Publication TR-TSV-000905. The location of the Telephone Company's RSTP and STP switches are indicated in NECA Tariff FCC No. 4.</p>	

---

<sup>10</sup> SS7 Signaling is available only where technically feasible.

## VII. SWITCHED ACCESS SERVICE (Continued)

<p>CCS7 Access Service may interconnect customer's paired STPs to one (1) of two (2) sets of Telephone Company RSTPs or to one (1) or more of four (4) sets of Telephone Company STPs. With this arrangement, the customer is connected to two (2) RSTPs and four (4) RSTP Ports via four Dedicated Switched Access facilities or to two (2) STPs and four (4) STP Ports via four (4) Dedicated Switched Access facilities. The following diagram depicts a generic view of this arrangement.</p>  <p style="text-align: center;">Dedicated Switched Access Facility</p>			
<p>CCS7 Access Service for Line Information Data Base (LIDB) Query Service is provided at the mated RSTP pair deployed in the locations listed below.</p>			
<p>CCS7 Access Service for SS7 Out of Band Signaling is provided from the following mated RSTP or STP pairs for the corresponding jurisdictions as shown below:</p> <table border="0" style="width: 100%;"> <tr> <td style="text-align: center; vertical-align: top;"> <u>Mates RSTP Pair Location</u>  Elk Grove and Susanville, CA </td><td style="text-align: center; vertical-align: top;"> <u>Jurisdiction Served</u>  Utah, Oregon  Idaho, Nevada  Arizona, California </td></tr> </table>	<u>Mates RSTP Pair Location</u> Elk Grove and Susanville, CA	<u>Jurisdiction Served</u> Utah, Oregon Idaho, Nevada Arizona, California	
<u>Mates RSTP Pair Location</u> Elk Grove and Susanville, CA	<u>Jurisdiction Served</u> Utah, Oregon Idaho, Nevada Arizona, California		
<p>Rate regulations and charges applicable to CCS7 Access service are in VII.G. and Section XXI..</p>			
<p><b>12. Signaling for Tandem Switching</b></p> <p>Signaling for Tandem Switching, offered in conjunction with FGD Access or 800/888 Access Service, provides the carrier identification code (CIC) and the OZZ code as described in VII.C.9.a.(33) to determine the customer and trunk group(s) to whom MTS/MTS-type calls are to be routed. The Switched Access portion of this arrangement is available from this section of the tariff. The Special Access portion of this arrangement is available from Section VIII. of this tariff and provides the connectivity from the customer's access tandem switch to an IC's CDP.</p>			
<p>Rate regulations applicable to Signaling for Tandem Switching are found in VII.G.5..</p>			

## VII. SWITCHED ACCESS SERVICE (Continued)

<p><b>13. 500 Customer Identification Function</b></p> <p>This function provides for screening of the first six (6) digits of all 500-NXX-XXXX type calls generated by end users to determine the customer to which the call is to be routed. This function is provided in conjunction with 500 SAC Access Service and with FGC and FGD. This function is available with Tandem Switch Signaling.</p>	
<p><b>14. Carrier Identification Parameter (CIP)</b></p> <p>This function provides for the transmission of Carrier Identification Code (CIC) information to customers on originating Feature Group D switched access service. CIP is available from suitably equipped end offices and access tandems, when the SS7 signaling option is specified. When CIP is provided, the switch will transmit to the customer premises the four (4) digit CIC of the presubscribed line or the CIC selected when the end user places a call using 101XXXX dialing. CIP is available on an originating basis as a chargeable optional feature with originating or two-way Feature Group D trunk groups.</p>	
<p>Rates for CIP are found in Section XXI. of this tariff.</p>	
<p><b>D. <u>Transmission Specifications</u></b></p> <p>Each Switched Access Service transmission path is provided with standard transmission specifications. There are three (3) different standard specifications (Types A, B and C). The standard for a particular transmission path is dependent on the Feature Group, the Interface Group and whether the service is directly routed or via a Telephone Company access tandem. The available transmission specifications are set forth in Section XII.B. following. Data Transmission Parameters are also provided with each Switched Access Service transmission path. The Telephone Company will, upon notification by the customer that the data parameters set forth in Section XII.B.2. are not being met, conduct tests independently or in cooperation with the customer, and take any necessary action to insure that the data parameters are met.</p>	
<p>The Telephone Company will maintain existing transmission specifications on functioning service configurations installed prior to the effective date of this tariff except that service configurations having performance specifications exceeding the standards listed in this provision will be maintained at performance levels specified in this tariff. The transmission specifications concerning Switched Access Service are immediate action limits and are set forth in Section XII.B. following. Acceptance limits are set forth in Technical Reference TR-NWT- 000334. This Technical Reference also provides the basis for determining Switched Access Service maintenance limits.</p>	

## VII. SWITCHED ACCESS SERVICE (Continued)

### E. Obligation of the Telephone Company

In addition to the obligations of the Telephone Company set forth in Section *III.* preceding, the Telephone Company has certain other obligations pertaining only to the provision of Switched Access Service. These obligations are as follows:

#### 1. *Network Management*

The Telephone Company will administer its network to insure the provisions of acceptable service levels to all telecommunications users of the Telephone Company's network services. Generally, service levels are considered acceptable only when both end users and customers are able to establish connections with little or no delay encountered within the Telephone Company network. The Telephone Company maintains the right to apply protective controls, i.e., those actions, such as call gapping, which selectively cancel the completion of traffic, over any traffic carried over its network, including that associated with a customer's Switched Access Service. Generally, such protective measures would only be taken as a result of occurrences such as failure or overload of Telephone company or customer facilities, natural disasters, mass calling or national security demands. In the event that the protective controls applied by the Telephone Company result in the complete loss of service by the customer, the customer will be granted a Credit Allowance for Service Interruption as set forth in Section *III.D.3.*

#### 2. *Design and Traffic Routing of Switched Access Service*

For Feature Groups B, C and D, the Telephone Company shall design and determine the routing of Switched Access Service. Additionally, for Tandem Switched Transport the Telephone Company will design and determine the routing from the first point of switching to the end office. The Telephone Company shall also decide if capacity is to be provided by originating only, terminating only, or two-way trunk groups. The Telephone Company will decide whether trunk side access will be provided through the use of two-wire or four-wire trunk terminating equipment.

For Feature Group D Direct Trunked Transport service, the Telephone Company will determine the routing of switched access service from the point of interface to the first point of switching or, if the customer specifies one (1) or more hub locations for multiplexing, from the point of interface to the hub location, from one hub location to another hub location, and/or from a hub location to the first point of switching.

Selection of facilities and equipment and traffic routing of the service are based on standard engineering methods, available facilities and equipment, and the Telephone Company traffic routing plans. If the customer desires routing or directionality different from that determined by the Telephone Company, the Telephone Company will work cooperatively with the customer to develop routing and other local transport arrangements.

The Telephone Company will designate the first point(s) of switching and routing to be used where equal access is provided through a centralized equal access arrangement. Those Telephone Company offices providing equal access through centralized arrangements are identified in NATIONAL EXCHANGE CARRIER ASSOCIATION, INC. TARIFF FCC NO. 4.

## VII. SWITCHED ACCESS SERVICE (Continued)

<p>For Feature Groups A and B, the line or trunk directionality and traffic routing of the Switched Access Service between the customer's premises and the entry switch are determined by the customer's order for service.</p>	
<p><b>3. <i>Provision of Service Performance Data</i></b></p> <p>Subject to availability, end-to-end service performance data, available to the Telephone Company through its own service evaluation routines, may be made available to the customer based on previously arranged intervals and format. These data provide information on overall end-to-end call completion and non-completion performance. These data do not include service performance data which are provided under other tariff sections, e.g., testing service results. The charges for provision of this data will be determined on an individual case basis.</p>	
<p><b>4. <i>Trunk Group Measurement Reports</i></b></p> <p>Subject to availability, the Telephone Company will make available trunk group data in the form of usage in CCS, peg count and overflow, to the customer based on previously agreed to intervals.</p>	
<p><b>5. <i>Determination of Number of Transmission Paths</i></b></p> <p>For Tandem Switched Transport, the Telephone Company will determine the number of Switched Access Service transmission paths to be provided for the Switched Access Feature Group C and D busy hour minutes of capacity ordered. The number of transmission paths will be developed using the total busy hour minutes of capacity by type (as described in VII.C.8. preceding) by end office for each Feature Group ordered from a customer's designated premises. The total busy hour minutes of capacity by type for the end office will be converted to transmission paths using standard Telephone Company traffic engineering methods.</p>	
<p><b>6. <i>Design Blocking Measurement</i></b></p> <p>The Telephone Company will design the facilities used in the provision of Switched Access Service to meet the blocking probability criteria as set forth in <i>a. following</i> and <i>b. following</i>.</p> <p>a. For Feature Groups A and B, no design blocking criteria apply. For Feature Group C, the design blocking objective will be no greater than one percent (1%) between the point of termination at the customer's designated premises and the first point of switching when traffic is directly routed without an alternate route. Standard traffic engineering methods will be used by the Telephone Company to determine the number of transmission paths required to achieve this level of blocking.</p>	
<p>For Feature Group D, the design blocking objective will be no greater than one percent (1%) between the point of termination at the customer's designated premises and the end office switch, whether the traffic is directly routed without an alternate route or routed via a Telephone Company access tandem. Standard traffic engineering methods as set forth in reference document <u>Telecommunications Transmission Engineering - Volume 3 - Networks and Services</u> (Chapters 6-7) will be used by the Telephone Company to determine the number of transmission paths requested to achieve this level of blocking.</p>	

## VII. SWITCHED ACCESS SERVICE (Continued)

b. The Telephone Company will perform routine measurement functions to assure that an adequate number of transmission paths are in service. The Telephone Company will recommend that additional capacity (i.e., busy hour minutes of capacity) be ordered by the customer when additional paths are required to reduce the measured blocking to the designed blocking level. For the capacity ordered, the design blocking objective is assumed to have been met if the routine measurements show that the measured blocking does not exceed the threshold listed in the following tables.

- (1) The customer will be notified by the Telephone Company to increase its capacity (busy hour minutes of capacity or quantities of trunks) when excessive trunk group blocking occurs on groups carrying Feature Group D traffic and the measured access minutes for that hour exceed the capacity purchased. Excessive trunk group blocking occurs when the blocking thresholds stated below are exceeded. They are predicated on time consistent, hourly measurements over a thirty (30) day period excluding Saturdays, Sundays and national holidays. If the order for additional capacity has not been received by the Telephone Company within fifteen (15) days of the notification, the Telephone Company will bill the customer, at the rate set forth in Section XXI. following, for each overflow in excess of the blocking threshold when 1.) the average "thirty (30) day period" overflow exceeds the threshold level for any particular hour and 2.) the "thirty (30) day period" measured average originating or two-way usage for the same clock hour exceeds the capacity purchased.

### Blocking Thresholds:

<u>Trunks in Service</u>	<u>1%</u>	<u>1/2%</u>
1-2	7.0%	4.5%
3-4	5.0%	3.5%
5-6	4.0%	2.5%
7 or greater	3.0%	2.0%

The one percent (1%) blocking threshold is for transmission paths carrying traffic direct (without an alternate route) between an end office and a customer's premises. The one half percent (1/2%) blocking threshold is for transmission paths carrying first routed traffic between an end office and a customer's premises via a Telephone Company access tandem.

### 7. *Design Layout Report*

At the request of the customer, the Telephone Company will provide to the customer the makeup of the facilities and services provided from the customer's premises to the first point of switching. This information will be provided in the form of a Design Layout Report. The Design Layout Report will be provided to the customer at no charge, and will be reissued or updated whenever these facilities are materially changed.

## VII. SWITCHED ACCESS SERVICE (Continued)

<p><b>8. Access Tandem Arrangements</b></p> <p>Trunk side switched access services may be provided via an access tandem to specific end offices subtending that access tandem. Each subtending end office will be located within the Access Tandem Network as defined by the Telephone Company. Access Tandem offices are identified in the National Exchange Carrier Association Tariff FCC No. 4. The Telephone Company will provide the description of an Access Tandem Network to a customer upon request. When trunk side access is ordered to a specific access tandem, access will be provided to all the NXXs included in that Access Tandem Network.</p>	
<p><b>9. Equal Access Conversions</b></p> <p>Rates and charges for Switched Access Service depend generally upon its use by the customer, and whether it is provided in a Telephone Company end office that is equipped to provide equal access capabilities (FGD Access described in <i>VII.C.4.</i> preceding). The Telephone Company will provide written notification to all access customers of record (at the minimum) within a particular LATA that an end office in that LATA is scheduled to be converted to an equal access end office. This notification will be sent, via certified U.S. Mail, to each access customer of record in the LATA where the conversion is scheduled to occur, at least six (6) months in advance of the conversion date.</p>	
<p>ICs must comply with the Feature Group D ordering procedures of the Telephone company and a firm order for this service must be received no later than one hundred twenty (120) days prior to the end office equal access conversion date in order for the IC to participate in the presubscription process as described in Section X. following.</p>	
<p>Customers may request FGD service to replace their existing Feature Group service(s) subsequent to an office conversion to equal access Rates and charges for such requests are set forth in <i>VII.G.1.a.</i> following.</p>	

## VII. SWITCHED ACCESS SERVICE (Continued)

<p>10. <i>Testing</i></p> <p>a. Accepting Testing</p> <p>Prior to the customer's acceptance of Switched Access Service, and at the Customer's request, the Telephone Company will cooperatively test the following parameters as set forth in (1) and (2) following. Also, when a customer provides a digital to analog conversion in the provision of a Switched Access Service, the customer has the ability to specify either the digital or analog acceptance tests as described in (1) or (2) following to be performed by the Telephone Company. In addition to the various tests outlined below which will be included with the installation of service, other additional Cooperative Acceptance Testing and Nonscheduled Testing is available for Switched Access Service as detailed in Section X. following.</p> <p>(1) When a customer orders FGB, FGC FGD, 500 Access Service, 800/888 Access Service, or 900 Access Service and the Telephone Company provides a digital transmission facility between the Telephone Company serving wire center and the customers designated premise without a digital to analog conversion; the digital acceptance tests performed by the Telephone Company will consist of the following:</p> <ul style="list-style-type: none"><li>- Bit Error test in each transmission direction</li><li>- 1004 Hz test per trunk group per di-group in each transmission direction</li><li>- C-notched noise test per trunk group per di-group in each transmission direction</li><li>- One operational signaling test per trunk in each transmission direction</li><li>- Bit Error test in each transmission direction</li><li>- 1004 Hz test per trunk group per di-group in each transmission direction</li><li>- C-notched noise test per trunk group per di-group in each transmission direction</li><li>- One operational signaling test per trunk in each transmission direction</li></ul> <p>If a Telephone Company digital facility is provided in conjunction with a High Capacity Special Access Service, the Telephone Company will furnish, upon the customer's request and where the central office is technically equipped, appropriate equipment to allow the customer to conduct tests to verify the integrity of the facility in lieu of cooperative acceptance testing.</p>	
<p>(2) When a customer orders FGB, FGC, FGD, or 800/888 Switched Access Service, and the Telephone Company provides analog transmission facilities between the Telephone Company serving wire center and the customer's designated premise, the analog tests performed by the Telephone Company consist of the following:</p> <ul style="list-style-type: none"><li>- Attenuation Tests</li><li>- Balance tests (ERL-SRL)</li><li>- C-Message noise test</li><li>- C-notched noise</li><li>- 3 tone slope</li><li>- DC continuity</li><li>- Operational Signalling</li></ul>	



**VII. SWITCHED ACCESS SERVICE (Continued)**

<p>(3) When 500, 800, 888 or 900 NXXs are activated (new translations installed) by the Telephone Company, NXX code testing will be performed by the Telephone Company. For each new NXX activated in a Telephone Company switch capable of performing the customer identification function for 500, 800, 888 or 900 Access Service, the Telephone Company shall place one (1) test call to the IC 500, 800, 888 or 900-NXX-XXXX test number. This number provides an announcement identifying the IC, thereby verifying Telephone Company routing.</p>	
<p>b. In-Service Testing</p> <p>After a Switched Access Service has been tested and accepted by the customer for service, the Telephone Company may perform various tests to ensure the quality of the Switched Access Service. These tests may be performed on a routine basis at the discretion of the Telephone Company, and are made subject to the availability of qualified personnel and test equipment. No charge will be assessed to the customer for the provision of In-Service tests.</p>	
<p>In Telephone Company may at its option provide the following types of In-Service Switched Access Service tests:</p> <ul style="list-style-type: none"><li>- Attenuation and noise tests</li><li>- Balance tests</li><li>- Gain - slope tests</li></ul>	
<p>When the Telephone Company and the Customer agree to test cooperatively, the Telephone Company shall provide the personnel and test equipment necessary to perform such tests at a mutually agreed upon time. The customer may request the Telephone Company to provide a technician at the customer's premises in order to perform these cooperatively scheduled tests. Rates and charges as set forth in Section XXI. following will apply per technician provided.</p>	
<p>c. Testing Capabilities</p> <p>Feature groups A through D are provided, in the terminating direction where equipment is available, with Seven Digit Access to balance (100 type), and milliwatt (102 type) testlines.</p>	
<p>Additionally, Feature Groups B through D are provided, in the terminating direction where equipment is available, with seven (7) digit access to the following test lines:</p> <ul style="list-style-type: none"><li>- Nonsynchronous or synchronous test lines</li><li>- Automatic transmission measuring (105 type) test line</li><li>- Data transmission (107 type) test line</li><li>- Loop around test line</li><li>- Short circuit and open circuit test line</li></ul>	

## VII. SWITCHED ACCESS SERVICE (Continued)

<p>d. SS7<sup>11</sup> Out of Band Signaling</p> <p>When FGD, 500, 800, 888 or 900 Access Service with SS7 Out of Band Signaling is ordered, network compatibility and other operational tests will be performed cooperatively by the Telephone Company and the customer at locations, dates, and times as specified by the Telephone Company in consultation with the customer. These tests are as specified in Bellcore Technical Reference Publication TR-TSV-000905. Successful completion is necessary to receive the SS7 signaling option. To protect the security of the SS7 network, certain of the information provided, i.e., point codes, by the Telephone Company to the customer will be subject to a nondisclosure agreement.</p>	
<p><b>F. <u>Obligations of the Customer</u></b></p> <p>In addition to the obligations of the customer set forth in Section III., the customer has certain specific obligations pertaining to the use of Switched Access Service. These obligations are as follows:</p> <p>1. <i>Supervisory Signaling</i></p> <p>The customer's facilities shall provide the necessary on-hook, off-hook, answer and disconnect supervision.</p>	
<p>2. <i>Trunk Group Measurement Reports</i></p> <p>With the agreement of the customer, trunk group data in the form of usage in CCS, peg count and overflow for its end of all access trunk groups, where technologically feasible, will be made available to the Telephone Company. These data will be used to monitor trunk group utilization and service performance and will be provided based on previously arranged intervals and format.</p>	
<p>3. <i>ASR Requirements</i></p> <p>The customer shall order all Switched Access as in Section VI., and VII.C.3. and VII.C.4..</p>	
<p>Switched Access capacity is measured at the Telephone Company's first point of switching. ASRs for Entrance Facilities and Direct Trunked Transport must specify the customer designated premises, type of service (e.g., Voice Grade, DS1 or DS3), the channel interface, and any optional arrangements desired. In addition, ASRs for Dedicated Transport must specify any Hubs involved and the end office, when direct routing to an end office is desired, or the access tandem if direct routing to an access tandem switch for purposes of obtaining Tandem-Switched Transport is desired.</p>	

---

<sup>11</sup> SS7 Signaling is available only where technically feasible.

## **VII. SWITCHED ACCESS SERVICE** (Continued)

ASRs for Dedicated Transport must also specify the Feature Group, number of lines or trunks at the end office or tandem, major traffic types and directionality. Ordered quantities shall be specified by originating and terminating direction and by traffic type (e.g., MTS/MTS-type or WATS/WATS-type). Where the customer desires to segregate its originating traffic into separate trunk groups by type of traffic, the customer must specify the order quantities by trunk group and by traffic type. For example, if a customer desires a separate trunk group to carry its 500, 800/888 traffic, the order must specify the trunks or BHMCs associated with 500, 800/888 traffic for that trunk group.	
Customers may order Tandem-Switched Transport by specifying the number of trunks required between the CDP and access tandem switch or BHMCs between the CDP and the end office. The customer shall provide, when it orders BHMC, its projected interstate BHMC between the CDP and each end office in the Access Area by traffic type. The customer shall provide, when it orders lines or trunks, projected interstate traffic distribution by percent for each end office in the Access Area by traffic type. If the customer fails to provide its traffic distribution, the Telephone Company will use appropriate Telephone Company traffic studies to project distribution by end office.	
When FGA is ordered the customer shall specify whether or not the terminating traffic is to be restricted to the Access Area as in <i>VII.C.1.a.(7)</i> and <i>VII.C.9.a.(1)</i> , or extended beyond the Access Area (i.e., local calling area) as in <i>VII.G.1.b.(6)</i> . If the customer wishes to restrict the traffic, the rates in Section XXI. may apply, depending upon the optional arrangement selected.	
When a customer orders Switched Access for mixed interstate and intrastate usage, the customer shall provide an estimate of the total usage which will be interstate by traffic type.	
The customer allocated percentages will be used as a basis of the jurisdictional determination for billing purposes of all charges until a more accurate determination can be provided as in <i>VII.F.4.</i> following.	
<b>4. Jurisdictional Determination</b>  For purposes of determining the jurisdiction of Switched Access traffic, once the Switched Access service is activated, the following criteria will apply:  a. When the Telephone Company has measurement capability to provide the data to determine the jurisdiction of Switched Access traffic, the Telephone Company will determine the jurisdiction of Switched Access traffic. In those instances where the Telephone Company cannot determine the jurisdiction, the customer will be required to provide this information as described below.	
b. To determine the jurisdiction of FGA and FGB Switched Access traffic and that traffic placed on a 1+ basis in conjunction with FGA, the following criteria will apply:  (1) Traffic that enters a customer's network at a point within the same state as that in which the station designated by dialing is situated will be considered as intrastate.	
(2) Traffic that enters a customer's network at a point in a state other than that in which the station designated by dialing is situated will be considered interstate.	

**VII. SWITCHED ACCESS SERVICE** (Continued)

<p>c. When a customer submits an order for Switched Access services the customer must state the Percentages of Interstate Usage (PIU) on a statewide, LATA, billing account number (BAN) or end office level as follows:</p> <p>(1) For Switched Access Entrance Facilities. When an Entrance Facility is provided directly to the end office where switched access traffic originates and/or terminates a PIU must be provided for FGA, FGB, FDC, FGD, 500, 800, 888 or 900 (the same PIU will be applied to Carrier Common Line, End Office Switching, Information Surcharge and Interconnection Charge).</p>	
<p>(2) For Tandem-Switched Transport a PIU must be provided by the customer for the following:</p> <p>FGB, FGC, FGD, 500, 800, 888 and 900 (The same PIU will be applied to Carrier Common Line, End Office Switching, Information Surcharge, Tandem-Switched Transport - Facility and Terminations, Tandem Switching and Interconnection Charge elements).</p>	
<p>(3) For Direct Trunked Transport a separate PIU must be provided for:</p> <p>FGA, FGB, FGC, FGD, 500, 800, 888 and 900 (the same PIU will be applied to Carrier Common Line, End Office Switching, Information Surcharge and Interconnection Charge), Direct Trunked Transport Facility and Terminations, and Multiplexing.</p>	
<p>(4) In addition, for FGC terminating traffic, the customer must submit a Percent Direct Routed (PDR) factor. If a PDR is not provided, the Telephone Company will assume a PDR factor of zero percent (0%).</p>	
<p>(5) The PIU for Switched Access services must be provided by the customer of record when used in conjunction with Signaling for Tandem Switching.</p>	
<p>d. If the customer provides jurisdictional information, the following requirements apply:</p> <p>(1) The customer will provide quarterly reports indicating the percent of total CTC provided Switched Access usage that is interstate and intrastate as specified in <i>VII.F.4.c.</i>. The reports may aggregate usage at a statewide, LATA, BAN (Billing Account Number) or end office level.</p>	
<p>(2) The reports will be based on the calendar year and will be due within fifteen days after the end of the quarter beginning with the completion of the first full quarter of service.</p>	
<p>(3) The customer will maintain records of call detail from which the jurisdictional determination is made. For verification purposes the Telephone Company may request that these records be made available for inspection and audit on not more than an annual basis. Such audit may be conducted by independent auditors if the Telephone Company and the customer, or the customer alone is willing to pay the expense.</p>	

## VII. SWITCHED ACCESS SERVICE (Continued)

The quarterly reports will be used as the basis for prorating charges to the interstate and intrastate jurisdictions for the next three (3) month's billing and will be effective on the first day of the next monthly billing period which begins at least fifteen (15) business days after the day on which the customer reports the revised jurisdictional information to the Telephone Company.	
In the event the customer fails to provide a report for one (1) or more quarters, the Telephone Company will use the most recently provided quarterly report for subsequent bills until the customer provides an updated report.	
No revisions to bills preceding the effective date of the revised jurisdictional information will be made based on this report.	
<p><b>G. <u>Rate Regulations</u></b></p> <p>This section contains the specific regulations governing the rates and charges that apply for Switched Access Service.</p> <p><b>1. <i>Application for Rates and Charges</i></b></p> <p><b>a. Nonrecurring Charges</b></p> <p>Nonrecurring are one-time charges that apply for specific work activities in conjunction with providing switched access service or a change to an existing Switched Access Arrangement.</p> <p><b>(1) Switched Access Installation and Ordering Charges</b></p> <p><b>(a) Service Installation Charge</b></p> <p>This charge applies to customer requests for installation of Switched Access Entrance Facilities from the customer premises to the serving wire center. The Service Installation Charge applies on a per Entrance Facility basis and is dependent upon the type of Entrance Facility ordered (i.e., Voice Grade, DS1 or DS3). Changes in the type of Entrance Facility will be treated as a discontinuance of one type of service and a start of another. The Service Installation Charge shall apply to the new Entrance Facility installation.</p>	
The Service Installation Charge does not apply to CCS7 Access service installations. Nonrecurring Charges applicable to CCS7 Access services are described in <i>VII.G.1.a.(6)</i> .	

## VII. SWITCHED ACCESS SERVICE (Continued)

<p>(b) Switched Access Ordering Charge</p> <p>This charge, applied on a per ASR basis, is associated with the work performed by the Telephone Company in connection with the receiving, recording and processing of service requests. The Switched Access Ordering Charge applies to all requests to establish Entrance Facilities, Dedicated Transport Facilities and Direct Trunked and/or Tandem-Switched Transport are ordered on a single ASR, only one (1) Switched Access Ordering Charge applies. This charge is in addition to any Service Installation Charge for Entrance Facility installations.</p>	
<p>The Switched Access Ordering Charge also applies to requests to activate additional trunks or to increase BHMC on existing Switched Transport Facilities, changes in the type of Feature Group or Direct Trunked Transport, and for any modifications or changes to existing services that are not considered an administrative change as described in <i>VII.G.1.a.(2)</i>.</p>	
<p>(c) Temporary waiver of Nonrecurring Charges</p> <p>Pursuant to the Federal Communications Commission's (FCC) Order in CC Docket No. 96-262, Access Charge Reform, released May 16, 1997, all nonrecurring charges (NRCs) for service connection are waived when a customer converts trunks from tandem-switched to direct-trunked for Tandem Switched Transport between the Tandem Switch and the Serving Wire Center (SWC). NRCs are also waived if a customer orders the discontinuance of overprovisioned trunks between the Tandem Switch and the SWC. Waiver of these NRCs continues through December 31, 1998.</p>	
<p>(2) Administrative Changes</p> <p>Administrative changes will be made without charge(s) to the customer. Administrative changes are as follows:</p> <ul style="list-style-type: none"><li>- Change of customer name,</li><li>- Change of customer or customer's end user premises address when the change of address is not a result of a physical relocation of equipment,</li><li>- Change in billing date (name, address, or contact name or telephone number),</li><li>- Change of agency authorization,</li><li>- Change of customer circuit identification,</li><li>- Change of billing account number,</li><li>- Change of customer test line number,</li><li>- Change of customer or customer's end user contact name or telephone number, and</li><li>- Change of jurisdiction.</li></ul>	

## VII. SWITCHED ACCESS SERVICE (Continued)

<p>(3) Moves</p> <p>A move involves a change in the physical location of one of the following:</p> <ul style="list-style-type: none"><li>- The point of termination at the customer's premises</li><li>- The customer's premises</li></ul>	
<p>The charges for the move are dependent on whether the move is to a new location within the same building or to a different building.</p> <p>(a) Moves Within the Same Building</p> <p>When the move is to a new location within the same building, the Telephone Company shall be responsible for the physical relocation of the Point of Termination and any associated Network Terminating Wire as outlined in applicable Telephone Company operating practices. The charge for the move will be the Switched Access Ordering Charge as set forth in <i>VII.G.1.a.(1)(a)</i> preceding. There will be no change in the minimum period requirements.</p>	
<p>(b) Moves to a Different Building</p> <p>Moves to a different building will be treated as a discontinuance and start of service and the Telephone Company shall provide a physical Point of Termination and any necessary Network Terminating Wire located at the new building as outlined in applicable Telephone Company operating practices. All associated nonrecurring charges will apply per service.</p>	
<p>New minimum period requirements will be established of the new service. The customer will also remain responsible for satisfying all outstanding minimum period charges for the discontinued service.</p>	
<p>(4) NXX Translation Nonrecurring Charge</p> <p>The NXX Translation Nonrecurring Charge, as set forth in Section XXI. following, shall apply to each order for 500 NXX and 900 NXX codes activated or deactivated in a Telephone Company switch capable of performing the customer identification function for 500 Access Services or 900 Access Service. The total nonrecurring charge per customer order shall be determined by multiplying the number of switches in which the Telephone Company must activate or deactivate the NXX codes within the serving area specified by the customer's order times the appropriate nonrecurring charge.</p>	
<p>In addition, the NXX Translation Nonrecurring Charge per Order will apply per ASR submitted for the activation or deactivation of NXX codes or CIC codes.</p>	
<p>(5) Change of Feature Group Type</p> <p>Changes from one type of Feature Group to another will be treated as a discontinuance of one type of service and a start of another and new minimum period obligations will be established. Nonrecurring charges will apply, with one (1) exception.</p>	

**VII. SWITCHED ACCESS SERVICE** (Continued)

<p>When a customer upgrades a Feature Group A or B service to a Feature Group D service, and when Feature Group C is upgraded to Feature Group D coincident with the availability of Feature Group D in an end office the nonrecurring charge will not apply and minimum period obligations will not change if the following conditions are met:</p> <p>(a) The same customer premises is maintained, and</p>	
<p>(b) The customer submits a disconnect order for FGA or FGB within thirty (30) days after the customer is notified by the Telephone Company as to the results of the final Presubscription allocation of end users to the customer. Further, the customer must request an effective date for the disconnect orders within sixty (60) days after the Telephone Company has notified the customer of the results of the final Presubscription allocation.</p>	
<p>(6) Signaling System 7 (SS7) Out of Band Signaling</p> <p>(a) The Switched Access Ordering Charge will apply for a change in FGD switched access and 800/888 Access signaling from multifrequency address signaling to SS7 Out of Band Signaling.</p>	
<p>(b) The Switched Access Ordering Charge will not apply if Calling Party Number (CPN) Parameter, Carrier Selection Parameter (CSP), and/or Charge Number (CN) Parameter are ordered at the same time as SS7 Out of Band Signaling is ordered in conjunction with FGD. The ASR Ordering Charge will apply if these optional features are ordered subsequent to the provision of SS7 Out of Band Signaling.</p>	
<p>b. Recurring Charges</p> <p>Rates are applied either as premium rates or transitional rates. Non-premium rates are discounted access service rates for measured or assumed access minutes.</p>	



## VII. SWITCHED ACCESS SERVICE (Continued)

<p>The application of these rates is dependent upon the Feature Group, type of Entrance Facility, type of transport (e.g., Direct Trunked Transport, Tandem Switched Transport, and type of multiplexing) and the availability of equal access capabilities in the end office to which the service is provided. For FGC service, the specific application of these rates is dependent on the use made of the FGC service as described in VII.B..</p> <p>(1) Premium Rates</p> <p>Premium rates as set forth in Section XXI. apply to all FGA and FGB access minutes that originate from or terminate at end offices equipped with equal access (i.e., originating and terminating FGD) capabilities and to all access minutes that originate or terminate at end offices not equipped with equal access capabilities when the service is provided to customers who furnish interstate MTS/WATS. Premium Access rates as set forth in Section XXI. apply to all FGC access minutes only to providers of MTS and WATS at end offices not equipped for equal access. In addition, premium rates apply to FGB access minutes when utilized in the provision of MTS/WATS service.</p>	
<p>When only premium access minutes are carried over flat rated services, premium rates will apply to all of the flat rated rate elements (i.e., Entrance Facility, Direct Trunked Facility, Direct Trunked Termination, and Multiplexing).</p>	
<p>When both premium and non-premium access minutes are carried over the same flat rated facilities, a portion of the facilities (e.g., Entrance Facility, Dedicated Transport, and Multiplexing) will be billed premium rates and the remaining portion will be billed non-premium rates. The portion to be billed premium rates will be determined by applying a telephone company premium ratio that is based on premium end office minutes of use divided by total end office minutes of use.</p>	
<p>This ratio will be developed annually by the Telephone Company based on minutes of use from those end offices whose Switched Access (both Direct Trunked and Tandem Trunked) is directly or indirectly connected with the same Flat Rated Facility.</p>	
<p>Premium rates apply to all 500, 800, 888 and 900 access minutes that originate from end offices equipped with equal access (i.e., FGD) capabilities.</p>	
<p>Premium rates apply to all switched access minutes of use that originate or terminate at a Mobile Telephone Switching Office (MTSO) directly interconnected to a Telephone Company access tandem office.</p>	

## VII. SWITCHED ACCESS SERVICE (Continued)

<p>(2) Non-premium Rates</p> <p>Non-premium access rates (i.e., discounted access minute rates) apply to all FGA and FGB access minutes (measured or assumed) originating or terminating in an end office which is not equipped with equal access capabilities. In addition, Non-premium rates apply to FGC access minutes originating in an end office which is not equipped with equal access capabilities when the FGC service is used in conjunction with the Customer Identification Function for 500 Access Service, 800 Access Service and 900 Access Service optional feature, by customers who <u>do not</u> furnish interstate MTS/WATS.</p>	
<p>When only non-premium access minutes are carried over flat rated services, non-premium rates will apply to all of the flat rated rate elements (i.e., Entrance Facility, Direct Trunked Facility, Direct Trunked Termination, and Multiplexing).</p>	
<p>When both premium and non-premium access minutes are carried over the same flat rated facilities, a portion of the facilities (e.g., Entrance Facility, Direct Trunked Transport, and Multiplexing) will be billed premium rates and the remaining portion will be billed non-premium rates. The portion to be billed non-premium rates will be determined by applying a telephone company annually developed non-premium ratio to the applicable rate elements. The non-premium ratio will be one (1) minus the premium ratio set forth in (1) preceding.</p>	
<p>(3) When FGA or FGB Switched Access Service, except as set forth in (1) preceding, provided to an entry switch (i.e., dial tone office for FGA and Telephone Company access tandem for FGB) has usage originating from and/or terminating at both end offices that have been converted to equal access and end offices that have not been converted, the premium and non-premium transitional rates will apply in the following manner.</p> <p>(a) All access minutes that originate from or terminate at the equal access end office(s) will be billed at premium rates. Access minutes that originate from or terminate at end offices not equipped with equal access capabilities, hereinafter referred to as non-premium access minutes, will continue to be billed at non-premium transitional rates. Non-premium transitional rates will apply as follows depending on the type of service.</p> <p>(i) For FGA and FGB services, the number of non-premium access minutes to be billed at transitional rates is derived by subtracting the number of premium rated access minutes from the total number of access minutes.</p>	
<p>(ii) Premium access minutes will be determined as set forth in (b) following.</p>	
<p>(b) The number of access minutes to be rated as premium access minutes is determined as follows:</p> <p>(i) Where end office specific usage data is available, premium rates apply to the measured access minutes originating from or terminating at the equal access end office(s).</p>	

## VII. SWITCHED ACCESS SERVICE (Continued)

	<p>(ii) Where end office specific usage data is not available for originating and/or terminating FGA, the total originating and/or terminating usage will be measured or assumed usage at the entry switch as set forth in VII.G.4. following. FGA originating and/or terminating usage will then be apportioned between premium and non-premium access minutes in the following manner. For originating usage, develop the ratio of the number of subscriber lines in the local calling area of the entry switch that are served by equal access end offices to the total number of subscriber lines in that local calling area. For terminating usage, develop the ratio of the number of subscriber lines in the valid calling area of the entry switch that are served by the equal access end offices to the total number of subscriber lines in that valid calling area. Then apply these ratios to the total number of originating and/or terminating FGA access minutes respectively to determine the usage to be billed at premium rates, unless adjusted as set forth in (iv) following. The local calling area of the entry switch is as defined in the Telephone Company's local and/or general exchange service tariff. The valid calling area of the entry switch is as defined in the Telephone Company's interstate access service tariff. For purposes of administering this regulation, subscriber lines are defined as exchange service lines, provided by the Telephone Company under its local and/or general exchange service tariff.</p>	
	<p>(iii) Where end office specific usage data is not available for originating and/or terminating FGB, the total originating and/or terminating usage will be measured or assumed usage at the entry switch (i.e., Telephone Company access tandem) as set forth in VII.G.4. following. FGB originating and/or terminating usage will then be apportioned between premium and non-premium access minutes in the following manner.</p>	
	<p>First, develop the ratio of the number of subscriber lines provided to end office subtending the access tandem that are served by equal access end offices to the total number of subscriber lines in all end offices subtending the Telephone Company access tandem. Then apply this ratio to the total number of originating and/or terminating FGB access minutes to determine the usage to be billed at premium rates, unless adjusted as set forth in (iv) following. For purposes of administering this regulation, subscriber lines are defined as exchange service lines, Centrex-type lines provided by the Telephone Company under its local and/or general exchange tariff.</p>	
	<p>The ratio used to calculate the premium usage as set forth in (ii) and (iii) preceding will be determined on a quarterly basis and provided to the customer with the last bill rendered for the preceding quarter or mailed separately within five (5) working days after the first day of the new quarter. A quarter is defined for these purposes as beginning on the first day of January, April, July or October.</p>	

## VII. SWITCHED ACCESS SERVICE (Continued)

<p>(iv) Where FGD Switched Access Service is provided to a customer in an end office(s) where that customer's premium access minutes have been determined in accordance with (ii) and (iii) preceding, such premium access minutes will be adjusted in the following manner. For each FGD access minute originating and/or terminating from that end office, the premium access minutes as set forth in (ii) and (iii) preceding will be reduced on a one (1) for one (1) basis, but in no event shall the reduction exceed the total number of premium access minutes as set forth in (ii) and (iii) from that end office. The customer will be billed for the revised number of premium access minutes.</p>	
<p>(c) Where originating and/or terminating measurement capability does not exist for Feature Group A or Feature Group B Switched Access Services provided to an entry switch, the number of access minutes that will be assumed are as set forth in VII.G.4. following.</p>	
<p>The Telephone Company will provide written notification to all access customers of record within a particular LATA that an end office in that LATA is scheduled to be converted to an equal access end office. This notification will be sent, via certified U.S. Mail, to each customer of record in the LATA where the conversion is schedule to occur, at least six (6) months in advance of the conversion date.</p>	
<p>The customer will have the choice of converting existing services to equal access (i.e., Feature Group D) or retaining the existing services. The conversion of existing services will be at no charge provided the order to convert such services to Feature Group D is received as set forth in VII.G.3. following. Premium rates will apply to the total access minutes beginning on the actual conversion date, whether the customer chooses to convert to FGD or retain existing services.</p>	
<p>(4) FGA Access Within Extended Area Service Area</p> <p>Where Feature Group A switched access usage is between a Primary Exchange Carrier and a Secondary Exchange Carrier, within the same Extended Area Service calling area, and the Primary and Secondary Exchange Carriers are not the same Telephone Company, the Primary Exchange Carrier will charge the customer according to the revenue sharing agreement as set forth in Section III.D.5. preceding. The usage to be charged will be determined as set forth following:</p> <p>(a) Where end office specific usage data is available, such data will be used to determine the charges.</p>	
<p>(b) Where end office specific usage data is not available, the following method will be used to determine the applicable access minutes of use. The total originating and/or terminating usage will be the measured usage at the entry switch (i.e., dial tone office) or the assumed usage as set forth in VII.G.4. following.</p>	

## VII. SWITCHED ACCESS SERVICE (Continued)

<p>Originating and/or terminating usage will then be apportioned between the Primary and Secondary Exchange Carriers in the following manner:</p> <ul style="list-style-type: none"><li>- For originating usage, develop ratios of the total number of subscriber lines in each secondary exchange to the total number of subscriber lines in the Primary Exchange Carrier's Extended Area Service area served by the dial tone office. Then apply these ratios to the total number of originating access minutes to determine access minutes for each secondary exchange.</li></ul>	
<ul style="list-style-type: none"><li>- For terminating usage, develop ratios of the total number of subscriber lines in each secondary exchange to the total number of subscriber lines in the Primary Exchange Carrier's Extended Area Service area served by the dial tone office. Then apply these ratios to the total number of terminating access minutes to determine access minutes for each secondary exchange.</li></ul>	
<ul style="list-style-type: none"><li>- In those instances where a Secondary Exchange Carrier's exchange is part of two (2) or more primary Exchange Carriers' Extended Area Service areas, the Secondary Exchange Carrier's subscriber line count described above must be apportioned between each Primary Exchange Carrier's Extended Area Service area. This apportionment will be based upon ratios of the subscriber line count of all exchanges other than the Secondary Exchange Carrier's in a Primary Exchange Carrier's Extended Area Service area, of which the Secondary Exchange Carrier's Exchange is part divided by the subscriber line count of all exchanges other than the Secondary Exchange Carrier in all Primary Exchange Area Carrier Extended Area Service areas of which the Secondary Exchange Carrier's exchange is a part.</li></ul>	
<p>For purposes of administering this regulation, subscriber lines are defined as exchange service lines, Centrex Lines and Centrex-type lines provided by the Telephone Companies under local and/or general exchange service tariffs.</p>	
<p>The ratio used to calculate the access minutes as set forth in (3)(a) and (4)(a) preceding will be determined by the Telephone Company and provided to the customer upon his request within fifteen (15) days of the receipt of such request.</p>	
<p>(5) Application of Rates for FGA Extension Service</p> <p>When a FGA extension service is provided with additional terminations of the service at different building(s) in the same or a different Local Serving Area, the Feature Group A extensions within the Local Serving Area are provided and charged for under the Telephone Company's local and/or general exchange service tariffs, and the Feature Group A extensions in different Local Serving Areas are provided and charged for as Special Access Service. The applicable rate elements which may apply are: A Voice Grade Circuit Termination, Circuit Mileage, and Signaling Capability (optional features and functions). All appropriate monthly rates and nonrecurring charges set forth in Section XXI. following will apply.</p>	

## **VII. SWITCHED ACCESS SERVICE (Continued)**

<p>(6) Application of Rates for Extended FGA Terminating Service</p> <p>For calls established on a 1+ or expanded seven (7) digit measured calling basis, outside the specific FGA Access Area, however inside the LATA, in conjunction with terminating FGA traffic to an end office, the following rates apply:</p> <ul style="list-style-type: none"> <li>- for each access minute, the rates per access minute for Local Switching and the Information Surcharge.</li> </ul>	
<ul style="list-style-type: none"> <li>- for each access minute, the Tandem-Switched Transport Facility rate per access minute per airline mile and the Tandem-Switched Transport-Termination per access minute per termination.</li> </ul>	
<p>When the serving wire center of the customer's premises is the dial tone office, the Tandem-Switched Transport-Facility rate is applicable and mileage is measured from the serving wire center (i.e., the dial tone office) of the customer's premises to the end office.</p>	
<p>When the serving wire center of the customer's premises is not the dial tone office, the Direct trunked Transport rate is applicable for mileage measured between the serving wire center of the customer's premises and the dial tone office. The Tandem-Switched Transport - Facility rate is applicable for mileage measured between the dial tone office and the end office.</p>	
<p>(7) When originating FGD is not available in an end office, and terminating FGD service to a Telephone Company access tandem in a LATA is available, such terminating FGD service may be used, at the option of the customer, to terminate FGD calls to that end office. Premium FGD rates apply to all access minutes associated with such calls.</p>	
<p>(8) Common Channel Signaling/Signaling System 7 (CCS/SS7) Network Connection</p> <p>The CCS/SS7 Network Connection is comprised of a Signaling Termination charge, a Signaling Entrance Facility charge, and a Signaling Transfer Point (STP) Port charge.</p>	
<p>The termination charge is assessed on a per termination basis (i.e., at each end of the Signaling Mileage Facility).</p>	
<p>The Signaling Entrance Facility charge is assessed on a per facility basis for the connection between the customer's designated premise (Signaling Point of Interface) and the serving wire center of that premise.</p>	
<p>The STP Port charge is assessed on a per port basis for each termination of a Signaling Mileage Facility at an STP.</p>	
<p><b>2. Minimum Periods</b></p> <p>Switched Access Service is provided for a minimum period of one (1) month.</p>	

## VII. SWITCHED ACCESS SERVICE (Continued)

<p><b>3. Minimum Monthly Charge</b></p> <p>For usage rated Local Transport, Local Switching and Directory Assistance Information Surcharge rate elements, the minimum monthly charge is the sum of the recurring charges set forth in Section XXI. following for either the actual measured usage or the assumed usage for the month.</p>	
<p>For flat rated Local Transport elements, the minimum monthly charge is the sum of the recurring charges set forth in Section XXI. for the month.</p>	
<p><b>4. Measuring Access Minutes</b></p> <p>Customer traffic to end offices will be measured (i.e., recorded or assumed) by the Telephone Company. Originating and terminating calls will be measured (i.e., recorded or assumed) by the Telephone Company to determine the basis for computing chargeable access minutes. In the event customer message detail is not available because the Telephone Company lost or damaged tapes or incurred recording system outages, the Telephone Company will compute chargeable access minutes by estimating the volume of lost customer messages based on previously known values. This estimated customer message volume will be provided to the customer. For terminating calls over FGA and FGB, FGC to 800, and FGD, and for originating calls over FGA (when the off-hook supervisory signal is provided by the customer's equipment before the called party answers) and FGB, and FGD, the measured minutes are the chargeable access minutes. For originating calls over FGA (when the off-hook supervisory signal is forwarded by the customer's equipment when the called party answers), and FGC, chargeable originating access minutes are derived from recorded minutes in the following manner.</p>	
<p>Step 1: Obtain recorded originating minutes and messages, measures as set forth in <i>b.</i> and <i>d.</i> following for the FGA, when the off-hook supervisory signal is forwarded by the customer's equipment when the called party answers and for FGC from the appropriate recording data.</p>	
<p>Step 2: Obtain recorded total attempts by dividing the originating measured messages by the completion ratio. Completion ratios (CR) are obtained separately for the major call categories such as DDD, operator, 500, 800, 900, directory assistance and international from a sample study which analyzes the ultimate completion status of the total attempts which receive acknowledgement from the customer. That is, Measured Messages divided by Completion Ratio equals Total Attempts.</p>	
<p>Step 3: Obtain recorded total non-conversation time additive (NCTA) by multiplying the total attempts (obtained in Step 2) by the NCTA per attempt ratio. The NCTA per attempt ratio is obtained from the sample study identified in Step 2 by measuring the nonconversation time associated with both completed and uncompleted attempts. The total NCTA is the time on a completed attempt from customer acknowledgement of receipt of call to called party answer (set up and ringing) plus the time on an uncompleted attempt from customer acknowledgement of call until the Telephone Company access tandem or end office receives a disconnect signal (ring - no answer, busy or network blockage). That is, Total Attempts times Non-Conversation Time per Attempt Ratio equals Total NCTA.</p>	

## VII. SWITCHED ACCESS SERVICE (Continued)

Step 4:	Obtain recorded chargeable originating access minutes by adding the total NCTA (obtained in Step 3) to the recorded originating measured minutes (obtained in Step 1). That is, Measured Minutes plus NCTA equals Chargeable Originating Access Minute.	
Following is an example which illustrates how the chargeable originating access minutes are derived from the measured originating minutes using this formula.		
a. Assumed Minutes of Use		
(1)	Where originating and terminating measurement capability does not exist for a FGA service arranged for two-way calling, the number of assumed access minutes as set forth under the 2-way total in Section XXI. following will apply per line. Where measurement capability exists for either originating or terminating usage, but not both, on a line arranged for two-way calling, the number of access minutes per line will be the number of assumed access minutes as set forth under the "2-Way" total in Section XXI. following or the measured usage, whichever is greater.	
	Where a FGA service is arranged for either originating calling only or terminating calling only, the number of assumed access minutes as set forth under "Originating" or "Terminating" in Section XXI. following, as appropriate, will apply per line.	
	Where measurement capability does not exist for FGA service, the originating and/or terminating CCL rate as set forth in Section IV. preceding will be applied based on the directionality of the line, (i.e., originating or terminating). For lines arranged for two-way calling, other than those arranged for foreign exchange service, 53% of the "Two-Way" surrogate will be used to apply the originating CCL rate and 47% of the "Two-way" surrogate will be used to provide a foreign exchange service, the terminating CCL rate shall apply to all originating and terminating assumed minutes of use.	
(2)	Where originating and terminating measurement capability does not exist for FGB service provided to an end office switch or Telephone Company access tandem, the number of access minutes will be the "2-Way" assumed minutes of use as set forth in Section XXI. following, per trunk per month when the trunk is arranged for two-way calling. Where measurement capability exists for either originating or terminating usage, but not both, on a trunk arranged for two-way calling, the number of access minutes per trunk per month will be the "2-Way" assumed minutes of use or the measured usage whichever is greater.	
	Where a FGB service is arranged for either originating calling only or terminating calling only, the "Originating Only", or, "Terminating Only" assumed minutes of use, as set forth in Section XXI. following, will apply per trunk per month for trunks arranged for originating calling only or terminating calling only.	



**VII. SWITCHED ACCESS SERVICE** (Continued)

<p>Where originating or terminating measurement capability does not exist for FGB service provided to a Telephone Company access tandem, the number of assumed access minutes will be allocated to each subtending end office for the purposes of applying Local Transport charges. This usage allocation will be based on the ratio of the number of subscriber lines in each end office to the total number of subscriber lines in the FGB Access Area.</p>	
<p>b. Feature Group A Usage Measurement</p> <p>For originating calls over FGA, usage measurement begins when the originating FGA entry switch receives an off-hook supervisory signal forwarded from the customer's point of termination. This off-hook signal may be provided by the customer's equipment before the called party answers, or forwarded by the customer's equipment when the called party answers.</p>	
<p>The measurement of originating call usage over FGA ends when the originating FGA entry switch receives an on-hook supervisory signal from either the originating end user's office, indicating the originating end user has disconnected, or the customer's point of termination, whichever is recognized first by the entry switch.</p>	
<p>Dedicated Transport Mileage for premium and nonpremium rated access minutes in the originating direction over Feature Group A Switched Access Service will be calculated on an airline basis, using the V&amp;H coordinates method. The mileage measurement will be between the first point of switching (end office switch where the Feature Group A switching dial tone is provided) and the customer's serving wire center for the Switched Access provided.</p>	
<p>For terminating calls over FGA, usage measurement begins when the terminating FGA entry switch receives an off-hook supervisory signal from the terminating end user's end office, indicating the terminating end user has answered. The measurement of terminating call usage over FGA ends when the terminating FGA entry switch receives an on-hook supervisory signal from either the terminating end user's end office, indicating the terminating end user has disconnected, or the customer's point of termination, whichever is recognized first by the entry switch.</p>	
<p>The Local Transport mileage for terminating Feature Group A Switched Access Service will be measured in two (2) segments. Direct Trunked Transport mileage will be measured between the customer's serving wire center and the first point of switching (i.e., the end office switch where the Feature Group A switching dial tone is provided). Tandem Switched Transport is distance sensitive.</p>	
<p>c. Feature Group B Usage Measurement</p> <p>For originating calls over FGB, usage measurement begins when the originating FGB entry switch receives answer supervision forwarded from the customer's point of termination, indicating the customer's equipment has answered.</p>	

**VII. SWITCHED ACCESS SERVICE (Continued)**

The measurement of originating call usage over FGB ends when the originating FGB entry switch receives disconnect supervision from either the originating end user's end office, indicating the originating end user has disconnected, or the customer's point of termination, whichever is recognized first by the entry switch.	
For terminating calls over FGB, usage measurement begins when the terminating FGB entry switch receives answer supervision from the terminating end user's end office, indicating the terminating end user has answered.	
The measurement of terminating call usage over FGB ends when the terminating FGB entry switch receives disconnect supervision from either the terminating end user's end office, indicating the terminating end user has disconnected, or the customer's point of termination, whichever is recognized first by the entry switch.	
<p>d. Feature Group C Usage Measurement</p> <p>For originating calls over FGC, usage measurement begins when the originating FGC entry switch receives answer supervision from the customer's point of termination, indicating the called party has answered. The measurement of originating call usage over FGC ends when the originating FGC entry switch receives disconnect supervision from either the originating end user's end office, indicating the originating end user has disconnected, or the customer's point of termination, whichever is recognized first by the entry switch.</p>	
For terminating calls over FGC to services other than 500, 800, 888, 900 or directory assistance, terminating FGC usage is not directly measured at the terminating entry switch, but is imputed from originating usage, excluding usage from calls to 500, 800, 888, 900 or directory assistance services. Jurisdictional assignment of 800/888 service over FGC is imputed for both originating and terminating usage. The Telephone Company shall review for reasonableness on a quarterly basis all factors used in imputing terminating minutes. Factors will be modified when necessary based on the review.	
For terminating calls over FGC to 500, 800, 888 or 900 Service, usage measurement begins when the terminating FGC entry switch receives answer supervision from the terminating end user's end office, indicating the terminating 500, 800, 888 or 900 Service end user has answered. The measurement of terminating call usage over FGC to 500, 800, 888 or 900 Service ends when the terminating FGC entry switch receives an off-hook supervisory signal from the terminating end user's end office, indicating the terminating 500, 800, 888 or 900 Service end user has disconnected, or from the customer's point of termination, whichever is recognized first by the entry switch.	
<p>e. Feature Group D Usage Measurement</p> <p>For originating calls over FGD, provided with Multi-Frequency Signaling, usage measurement begins when the originating FGD entry switch receives the first wink supervisory signal forwarded from the customer's point of termination.</p>	

**VII. SWITCHED ACCESS SERVICE** (Continued)

<p>For originating calls over FGD provided with Signaling System 7 (SS7) Signaling when the FGD end office is not routed through a Telephone Company access tandem for connection to the customer, usage measurement begins when the SS7 Initial Address Message is sent from the Service Switching Point (SSP) to the Service Transfer Point (STP). For originating calls over FGD provided with Signaling System 7 (SS7) signaling when the FGD end office is routed through a tandem for connection to the customer, usage measurement begins when the FGD end office receives the SS7 Exit Message from the tandem.</p>	
<p>The measurement of originating call usage over FGD provided with Multi-Frequency Signaling ends when the originating FGD entry switch receives disconnect supervision from either the originating end user's end office, indicating the originating end user has disconnected, or the customer's point of termination, whichever is recognized first by the entry switch.</p>	
<p>The measurement of originating call usage over FGD provided with SS7 Signaling ends when the originating FGD end office receives an SS7 Release Message indicating either the originating or terminating end user has disconnected.</p>	
<p>For terminating calls over FGD, provided with Multi-Frequency Signaling, where measurement capability exists, the measurement of access minutes begins when the terminating FGD entry switch receives answer supervision from the terminating end user's end office, indicating the terminating end user has answered. The measurement of terminating call usage over FGD ends when the terminating FGD entry switch receives disconnect supervision from either the terminating end user's end office, indicating the terminating end user has disconnected, or the customer's point of termination, whichever is recognized first by the entry switch.</p>	
<p>f. SAC Access Service Usage Measurement</p> <p>SAC Access calls over FGD with SS7 signaling, usage measurement begins when the terminating recording switch receives answer supervision from the terminating end user. The Telephone Company switch receives answer supervision and sends the indication to the customer in the form of an answer message. The measurement of terminating FGD call usage ends when the entry switch receives or sends a release message, whichever occurs first.</p>	

## VII. SWITCHED ACCESS SERVICE (Continued)

<p>g. Feature Groups B, C, and D – Alternate Traffic Routing</p> <p>The Local Alternate Traffic Routing optional feature is provided with Feature Groups B, C or D, the Local Transport access minutes will be apportioned between the two (2) trunk groups used to provide this feature. Such apportionment will be made using: a.) actual minutes of use if available, b.) standard Telephone Company traffic engineering methodology and will be based on the last trunk CCS desired for the high usage group, as described in VII.C.9.a.(14) preceding (Alternate Traffic Routing), and the total busy hour minutes of capacity ordered to the end office, when the feature is provided at an end office switch, or to the subtending end offices when the feature is provided at an access tandem switch, or c.) an apportionment mutually agreed to by the Telephone Company and the customer. This apportionment will serve as the basis for Local Transport calculation.</p>	
<p>h. Feature Groups B, C, and D – Remote Offices</p> <p>The Local Transport mileage for Feature Groups B, C, and D Switched Access Service provided to a Remote Office will be measured in multiple segments. When the facility is directly trunked to the Host Office, Direct Trunked Facility mileage will be measured between the customer's serving wire center and the Host Office, and Tandem Switched Facility mileage will be measured between the Host Office and the Remote Office. The Tandem Switching charge will not apply.</p>	
<p>When the facility is directly trunked to a tandem, Direct Trunked Facility will be measured from the Serving Wire Center to the tandem, Tandem Switched Facility will be measured from the tandem to the host, and another segment of Tandem Switched Facility will be measured from the host to the remote. A Tandem Switching charge will be applicable at the tandem.</p>	
<p>When service to the remote is ordered as only Tandem Switched Facility, mileage will be separately measured between the serving wire center and the host and between the host and the end office. The Tandem Switching charge will be applicable at the tandem.</p>	
<p>5. <i>Signaling for Tandem Switching</i></p> <p>When a customer orders Signaling for Tandem Switching the Customer shall be responsible for all usage charges (i.e., originating and terminating) associated with the facility, unless, the customer agrees to furnish the Telephone Company, at no charge, the call detail record which will allow the Telephone Company to bill second parties for usage carried over the facilities. The call detail record must be submitted in industry standard format (i.e., Expanded Message Record 11020 record), on a daily basis, via electronic or magnetic tape, and on an end office level basis.</p>	
<p>If the customer fails to provide the call detail records within thirty (30) days from the call activity date, to bill their customer(s) for usage carried over the facilities, then the customer will be billed for the usage for that period.</p>	

## VII. SWITCHED ACCESS SERVICE (Continued)

<p><b>H. <u>Flexible Automatic Number Identification (FLEX ANI)</u></b></p> <p>Service Description:</p> <p>Flex ANI provides for the addition of Flex ANI capability to Feature Group D (FGD) trunk groups equipped with Automatic Number Identification (ANI). FLEX ANI is a switching optional feature that enhances the existing Automatic Number Identification (ANI) optional feature by allowing FGD customers to receive additional information digits. Payphone Specific Coding is provided through FLEX ANI to the Interexchange Carrier for the purpose of identifying calls from payphones so that the interexchange carrier can pay compensation to Paystation Service Providers for customer toll free access and access code calls.</p>	
<p>For the Flexible Automatic Number Identification optional feature the IXC shall place one (1) order for each Carrier Identification Code (CIC) per LATA, for all end offices equipped to provide Flex ANI within the LATA.</p>	
<p>Flex ANI is available in suitably equipped end offices as identified in NATIONAL EXCHANGE CARRIER ASSOCIATION, INC. TARIFF F.C.C. NO. 4.</p>	

## VIII. SPECIAL ACCESS SERVICE\*

\* Pursuant to FCC 17-43, released April 28, 2017, Frontier has detariffed 1.) TDM channel terminations for wire centers in competitive counties; 2.) TDM transport charges; and 3.) packet-based services. Terms and Conditions for detariffed services can be found in the Interstate Service Guide and Pricelist

### A. General

Special Access provides a transmission path to connect customer designated premises<sup>12</sup> for Interstate Telecommunications within the operating territories of the Telephone Company. Special Access provided to a customer may be connected directly to customer facilities, through Telephone Company Hub Wire Centers where bridging or multiplexing functions are performed, and/or may be connected to access facilities of another telephone company or companies in the joint provision of Special Access Service as well as may be connected to Switched Access as set forth in Section VII.. Special Access Services may also be connected to a customer's transmission equipment and facilities using a DS1 or DS3 Cross Connect arrangement where the customer is provided Expanded Interconnection Service (EIS) as defined in Section XVII..

The provision of Switched Access and Special Access in combination is normally for, but not limited to, the use of WATS or WATS-type Access. When Special Access is connected to Switched Access, the terms, conditions and rates for the facilities between the end user's customer designated premises and the WATS Serving Office are as set forth in this section of the tariff; the terms, conditions and rates for the facilities between the WATS Serving Office and the IC's customer designated premises, as well as the switching functionalities (e.g., end user access codes, screening) are as set forth in Section VII. of this tariff.

Special Access can be provided in either analog or digital format. Analog formats are differentiated by spectrum and bandwidth. Digital formats are differentiated by bit rate. The specific types of Special Access (e.g., Voiceband, Digital Data Service) provided are described in VIII.B. following.

Certain Special Access Services listed in this section of the tariff may not be currently offered in all Telephone Company locations but may be provided upon customer request, on an individual case basis, if facilities can be made available with reasonable effort. The Telephone Company will work cooperatively with the Customer to provide the service on a timely basis.

#### 1. *Circuit Types*

There are six (6) types of circuits used to provide Special Access Services. Each type has its own characteristics. All are subdivided by one (1) or more of the following:

- Transmission specifications,
- Bandwidth
- Speed (i.e., bit rate),
- Spectrum

---

<sup>12</sup> Telephone Company Centrex CO-like switches are considered to be CDPs for the purpose of this tariff.

**VIII. SPECIAL ACCESS SERVICE** (Continued)

Customers can order a basic circuit and select from a list of those available transmission parameters and channel interfaces that they desire in order to meet specific communications requirements.	
For purposes of ordering circuits, each has been identified as a type of Special Access Service. However, such identification is not intended to limit a customer's use of the circuit nor to imply that the circuit is limited to a particular use. For example, if a customer's equipment is capable of transmitting voice over a circuit that is identified as Metallic Service in this tariff, there is no restriction against doing so.	
Following is a brief description of each type of circuit:	
Voice Grade – a circuit for the transmission of analog signals within an approximate bandwidth of 300 to 3000 Hz.	
Program Audio – a circuit for the transmission of audio signals. The nominal frequency bandwidths are from 100 to 5000 Hz, from 50 to 8000 Hz, or from 50 to 15000 Hz.	
Video – a circuit for the transmission of standard 525 line 60 field monochrome or National Television Systems Committee color video signal and one (1) or two (2) associated 5 or 15 kHz audio signals. The bandwidth is either 30 Hz to 4.5 MHz or 30 Hz to 6.6 MHz.	
Digital Data – a circuit for the digital transmission of synchronous serial digital data at rates of 2.4, 4.8, 9.6, 19.2, 56, or 64 kbps.	
High Capacity – a circuit for the transmission of synchronous serial digital data at rates of 1.544 Mbps or higher.	
Metallic – a circuit for the transmission of low speed varying signals at rates up to 30 baud.	
Detailed descriptions of each of the channel types are provided in <i>VIII.D.</i> through <i>VIII.I.</i> following.	
The customer also has the option of ordering Voice Grade and High Capacity facilities to Telephone Company hubs for multiplexing to individual channels of a lower capacity or bandwidth. Descriptions of the types of multiplexing available at the hubs, as well as the number of individual channels which may be derived from each type of facility are set forth in <i>VIII.D.</i> and <i>VIII.I.</i> following. Additionally, the customer may specify optional features for the individual channels derived from the facility to further tailor the channel to meet specific communications requirements. Descriptions of the optional features and functions available are set forth in <i>VIII.D.</i> through <i>VIII.I.</i> following.	

## **VIII. SPECIAL ACCESS SERVICE** (Continued)

<p><b>2. Service Descriptions</b></p> <p>For the purposes of ordering, there are six (6) categories of Special Access Service. These are:</p> <table style="margin-left: auto; margin-right: auto;"> <thead> <tr> <th></th> <th style="text-align: center;"><u>Service Designator Codes</u></th> </tr> </thead> <tbody> <tr> <td>Metallic</td> <td style="text-align: center;">MT</td> </tr> <tr> <td>Voice</td> <td style="text-align: center;">VG</td> </tr> <tr> <td>Program Audio</td> <td style="text-align: center;">AP</td> </tr> <tr> <td>Video</td> <td style="text-align: center;">TV</td> </tr> <tr> <td>Digital Data</td> <td style="text-align: center;">DA</td> </tr> <tr> <td>High Capacity</td> <td style="text-align: center;">HC</td> </tr> </tbody> </table>		<u>Service Designator Codes</u>	Metallic	MT	Voice	VG	Program Audio	AP	Video	TV	Digital Data	DA	High Capacity	HC	
	<u>Service Designator Codes</u>														
Metallic	MT														
Voice	VG														
Program Audio	AP														
Video	TV														
Digital Data	DA														
High Capacity	HC														
<p>Each service consists of a basic channel to which a technical specifications package, (customized or predefined), channel interface(s) and, when desired, optional features and functions are added to construct the service desired by the customer.</p>															
<p>Technical specification packages and optional features and functions are described in <i>VIII.D.2.</i> following. Channel interfaces are described in Section <i>XII.A.</i> following.</p>															
<p>Customized technical specifications packages will be provided where technically feasible. If the Telephone Company determines that the requested parameter specifications are not compatible, the customer will be advised and given the opportunity to change the order.</p>															
<p>When a customized channel is ordered the customer will be notified whether Additional Engineering Charges apply. In such cases, the customer will be advised and given the opportunity to change the order.</p>															
<p>The channel descriptions provided in <i>VIII.D.</i> through <i>VIII.I.</i> following, specify the characteristics of the basic channel and indicate whether the channel is provided between customer designated premises, between a customer designated premises and a Telephone Company hub where bridging or multiplexing functions are performed, between hubs, or between a customer designated premises and a WATS Serving Office.</p> <p>a. Information pertaining to the technical specifications packages indicates the transmission parameters that are available with each package. This information is displayed in matrices set forth in Section <i>XII.B.</i> following.</p>															
<p>b. Channel interfaces at each Point of Termination on a two-point service may be symmetrical or asymmetrical. On a multipoint service they may also be symmetrical or asymmetrical, but communications can only be provided between compatible channel interfaces. Only certain channel interfaces are compatible. These are set forth in Section <i>XII.C.</i> following, in a combination format.</p>															
<p>c. Only certain channel interface combinations are available with the predefined technical specifications packages. These are delineated in the Technical References set forth in e. following. When a customized channel is requested, all channel interface combinations available with the specified type of service are available with the customized channel.</p>															



### **VIII. SPECIAL ACCESS SERVICE** (Continued)

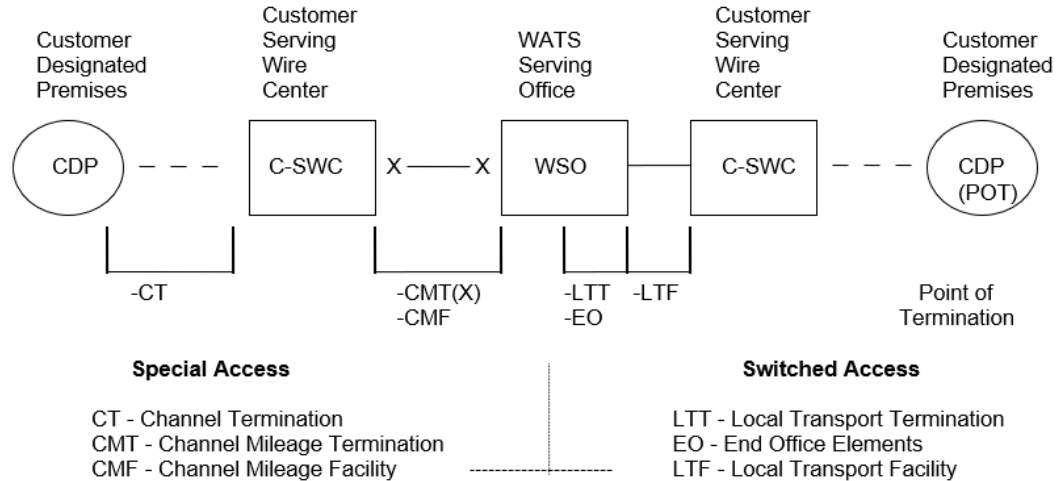
<p>d. The Telephone Company will maintain existing transmission specifications on services installed prior to the effective date of this tariff, except that existing services with performance specifications exceeding the standards listed in the provision will be maintained at the performance levels specified in this tariff.</p>													
<p>e. The optional features and functions available with each type of Special Access Service are described in this section. The optional features and functions information also indicates with which technical specifications packages they are available. Such information is displayed in matrices set forth in <i>VIII.D.2.</i> following with the optional feature or function listed down the left side and the technical specifications package listed across the top.</p>													
<p>f. All services installed after the effective date of this tariff will conform to the transmission specification standards contained in this tariff or in the following Technical References for each category of service:</p> <table data-bbox="397 730 1347 1260"> <tr> <td>Metallic</td><td>PUB TR-NPL-000336</td></tr> <tr> <td>Voice Grade</td><td>PUB TR-NPL-000335 PUB TR-TSY-000335 PUB 41004, Table 4</td></tr> <tr> <td>Program Audio</td><td>TR-NPL-000337 and associated Addendum</td></tr> <tr> <td>Video</td><td>TR-NPL-000338</td></tr> <tr> <td>Digital Data</td><td>TR-NPL-000341 and associated Addendum PUB 62310</td></tr> <tr> <td>High Capacity</td><td>TR-INS-000342 PUB TR-NPL-000342 PUB 62411 PUB TR-NPL-000054</td></tr> </table>	Metallic	PUB TR-NPL-000336	Voice Grade	PUB TR-NPL-000335 PUB TR-TSY-000335 PUB 41004, Table 4	Program Audio	TR-NPL-000337 and associated Addendum	Video	TR-NPL-000338	Digital Data	TR-NPL-000341 and associated Addendum PUB 62310	High Capacity	TR-INS-000342 PUB TR-NPL-000342 PUB 62411 PUB TR-NPL-000054	
Metallic	PUB TR-NPL-000336												
Voice Grade	PUB TR-NPL-000335 PUB TR-TSY-000335 PUB 41004, Table 4												
Program Audio	TR-NPL-000337 and associated Addendum												
Video	TR-NPL-000338												
Digital Data	TR-NPL-000341 and associated Addendum PUB 62310												
High Capacity	TR-INS-000342 PUB TR-NPL-000342 PUB 62411 PUB TR-NPL-000054												
<p><b>3. Service Configurations</b></p> <p>There are two (2) types of service configurations over which Special Access Services are provided: two-point service and multipoint service.</p> <p>a. Two-Point Service</p> <p>A two-point service connects two (2) customer designated premises, either on a directly connected basis or through a hub where multiplexing functions are performed, or a customer designated premises and a WATS Serving Office (WSO).</p>													
<p>All Special Access offerings may be provided as a two-point configuration.</p>													

## VIII. SPECIAL ACCESS SERVICE (Continued)

<p>With the exception of Temporary Videoband Service, applicable rate elements are:</p> <ul style="list-style-type: none"> <li>- Channel Terminations</li> <li>- Channel Mileage (as applicable)</li> <li>- Optional Features and Functions (when applicable)</li> </ul>	
<p>A Special Access Surcharge, as set forth in VIII.C. following, may be applicable.</p>	
<p>The following diagram depicts a two-point Voice Grade service connecting two (2) Customer Designated Premises (CDP). The service is provided with C-Type conditioning.</p> <pre> graph LR     CDP1((CDP)) -.- C-SWC1[C-SWC]     C-SWC1 -- X --- C-SWC2[C-SWC]     C-SWC2 -.- CDP2((CDP))     CDP1 --- CT1[Channel Termination]     C-SWC1 --- CM1[Channel Mileage Termination (X)]     C-SWC1 --- CM2[Channel Mileage Facility]     C-SWC2 --- CM3[Channel Mileage Facility]     CDP2 --- CT2[Channel Termination]     CDP1 --- OFC[Optional Features and Functions C-Type Conditioning]     CDP2 --- OFC     </pre> <p>Applicable rate elements are:</p> <ul style="list-style-type: none"> <li>- Channel Terminations (applicable one (1) per CDP)</li> <li>- Channel Mileage <ul style="list-style-type: none"> <li>● 2 Channel Mileage Termination plus</li> <li>● 1 section, Channel Mileage Facility per mile</li> </ul> </li> <li>- C-Type Conditioning Optional-Feature</li> </ul>	

## VIII. SPECIAL ACCESS SERVICE (Continued)

The following diagram depicts a two-point Voice Grade service connecting a customer designated premises to a WATS serving office.



Applicable rate elements for Special Access are:

- Channel Terminations (applicable one (1) per CDP)
- Channel Mileage
  - 2 Channel Mileage Termination plus
  - 1 section, Channel Mileage Facility per mile
- C-Type Conditioning Optional-Feature
- Special Access Surcharge\*

\*May not apply if exemption certification is provided.

### b. Multipoint Service

Multipoint service connects three (3) or more customer designated premises through one (1) or more Telephone Company hubs. Only certain types of Special Access Service are provided as multipoint service. These are so designated in the descriptions for the appropriate channel.

The channel between hubs (i.e., bridging locations) on a multipoint service is a mid-link. There is no limitation on the number of mid-links available with a multi-point service. However, when more than three (3) mid-links in tandem are provided the quality of the overall service may be degraded.

Multipoint service utilizing a customized technical specifications package, as set forth in VIII.A.2. preceding and Section XII.B. following, will be provided when technically possible. If the Telephone Company determines that the requested characteristics for a multipoint service are not compatible, the customer will be advised and given the opportunity to change the order.

## VIII. SPECIAL ACCESS SERVICE (Continued)

<p>When ordering, the customer will specify the desired bridging hub(s). NATIONAL EXCHANGE CARRIER ASSOCIATION TARIFF FCC NO. 4 identifies serving wire centers, hub locations and the type of bridging functions available.</p>	
<p>The following diagram depicts an example of a Voice Grade multipoint service connecting four (4) customer premises via two (2) customer specified bridging hubs.</p> <p>CT – Channel Termination CMT – Channel Mileage Termination CMF – Channel Mileage Facility ● – Bridging Port</p> <p>Applicable rate elements are:</p> <ul style="list-style-type: none"> <li>- Channel Termination (4 applicable)</li> <li>- Channel Mileage (4 sections-fixed rate plus rate per mile between SWC)</li> <li>- Bridging (6 applicable, i.e., each bridge port)</li> <li>- Additional Optional Features and Functions (when applicable)</li> </ul>	
<p><b>4. Alternate Use</b></p> <p>Alternate Use occurs when a service is arranged by the Telephone Company so that the customer can select different types of transmission at different times. A customer may use a service in any privately beneficial manner. However, where technical or engineering changes are required to effectuate an alternate use, the Telephone Company will make such special arrangements available on an individual case basis.</p>	
<p>The arrangement required to transfer the service from one (1) operation to the other (i.e., the transfer relay and control leads) will be rated and provided on an individual case basis and filed in Section XXI. following. The customer will pay the stated tariff rates for the Access Service rate elements for the service ordered [i.e., Channel Terminations, Channel Mileage (as applicable) and Optional Features and Functions (if any)].</p>	

## VIII. SPECIAL ACCESS SERVICE (Continued)

<p><b>5. <i>Special Facilities Routing</i></b></p> <p>A customer may request that the facilities used to provide Special Access Service be specially routed. The regulations, rates and charges for Special Facilities Routing (i.e., Avoidance, Diversity and Cable-Only) are set forth in Section <i>XIII.</i> following.</p>	
<p><b>6. <i>Acceptance Testing</i></b></p> <p>At no additional charge, the Telephone Company will, at the customer's request, cooperatively test the following at the time of installation:</p> <p>a. For Voice Grade analog services, the acceptance test will include tests for loss, 3-tone slope, DC continuity, operational signaling, C-notched noise, and C-message noise when these parameters are applicable and specified in the order of service. Additionally, for Voice Grade services, a balance (improved loss) test will be made if the customer has ordered the improved loss optional feature.</p>	
<p>b. For other analog services (i.e., Metallic, Program Audio, and Video) and for digital services, (i.e., Digital Data and High Capacity), acceptance tests will include tests applicable to the service as specified by the customer in the order for service.</p>	
<p>In addition to the above tests, Additional Cooperative Acceptance Testing for Voice Grade service to test other parameters, as described in Section <i>X.D.</i> following, is available at the customer's request. All test results will be made available to the customer upon request.</p>	
<p><b>7. <i>Ordering Options and Conditions</i></b></p> <p>Ordering conditions are set forth in detail in Section <i>VI.</i> preceding. Also included in that section, are other charges which may be associated with ordering Special Access (e.g., Service Date Change Charges, Cancellation Charges, etc.).</p> <p>a. Determination of Jurisdiction of Mixed Use Special Access Lines</p> <p>When mixed interstate and intrastate Special Access Service is ordered, the jurisdiction will be determined as follows:</p> <p>(1) If the customer's estimate of the interstate traffic on the physically intrastate line involved constitute 10% or less of the total traffic on that line, the line will be ordered and provided in accordance with the applicable rules and regulations of the appropriate intrastate tariff.</p>	
<p>(2) If the customer's estimate of the interstate traffic on the physically intrastate line involved constitutes more than ten percent (10%) of the total traffic on that line, the line will be ordered and provided in accordance with the applicable rules and regulations of this tariff.</p>	

**VIII. SPECIAL ACCESS SERVICE** (Continued)

<p>(3) For lines in service on the effective date of this tariff, changes will be made in accordance with <i>VIII.B.2.d.</i>. Existing customers will be allowed ninety (90) days from the effective date of this tariff to certify by letter the jurisdiction of the lines. The customer must submit an ASR for each line changing jurisdiction.</p>	
<p>(4) Lines in service on the effective date of this tariff certified to be jurisdictionally intrastate and having a maximum termination liability associated with them will not be assessed the termination liability. The customer must submit an ASR for each line changing jurisdiction no later than ninety (90) days from the effective date of this tariff to have the termination liability waived.</p>	
<p>b. Special Access Jurisdictional Verification</p> <p>If a billing dispute arises or a regulatory commission questions the customer's certification of the jurisdiction of the line the Telephone Company will ask the customer to provide the data used to determine the jurisdiction. The customer shall supply the data within thirty (30) days of the Telephone Company's request. The customer shall keep records of system design and functions from which the jurisdiction can be ascertained and upon request of the Telephone Company make the records available for inspection as reasonably necessary for purposes of verification of the jurisdiction of the service.</p>	
<p>8. <i>Design Layout Report</i></p> <p>At the request of the customer, the Telephone Company will provide to the customer the make-up of the facilities and services provided under this tariff as Special Access Service to aid the customer in designating its overall service. This information will be provided in the form of a Design Layout Report. The Design Layout Report will be provided to the customer at no charge, and will be reissued or updated whenever these facilities are materially changed.</p>	

## VIII. SPECIAL ACCESS SERVICE (Continued)

### B. Rate Regulations

This section contains the specific regulations governing the rates and charges that apply for Special Access.

#### 1. *Rate Categories*

There are four (4) basic rate categories which apply to Special Access Service:

- Channel Terminations (described in *VIII.B.1.a.* following)
- Channel Mileage (described in *VIII.B.1.b.* following)
- Optional Features and Functions (described in *VIII.B.1.c.* following)
- Special Access Cross Connect (described in *VIII.B.1.d.* following)

##### a. Channel Termination

The Channel Termination rate category provides for the communications path between a customer designated premises and the serving wire center of that premises. Included as part of the Channel Termination is a standard channel interface arrangement which defines the technical characteristics associated with the type of facilities to which the access service is to be connected at the Point of Termination (POT) and the type of signaling capability, if any. The signaling capability itself is provided as an optional feature as set forth in *c.* following. If an IXC's Point of Presence (POP) is collocated in a Company serving wire center, then the POP is treated as a customer premises and two (2) Channel Termination charges apply. Customer transmission facilities and equipment terminated in Telephone Company wire center under EIS, as defined in Section *XVII.*, are not considered customer designated premises, and one (1) Channel Termination charge will apply for the loop external to the serving wire center. Connection to Telephone Company provided DS1 or DS3 Circuit Terminations within a serving wire center for customers with EIS will require a Special Access Cross Connect arrangement as described in *VIII.B.1.d.*

Rates for End User Channel Terminations are subject to the rules governing Competitive and Non-Competitive Counties as discussed in Section *XI.* Where Competitive and Non-Competitive Rates are present the Channel Termination consists of two (2) different rate elements: an End User Channel termination that serves the customer premises and an Interexchange Carrier (IC) POP that is collocated in a Company serving wire center. The customer will be charged for both the End User Channel Termination and the IC Channel Termination.

**VIII. SPECIAL ACCESS SERVICE** (Continued)

<p>b. Channel Mileage</p> <p>The Channel Mileage rate category provides for the end office equipment and transmission facilities between serving wire centers and/or Telephone Company hubs. In addition, when Special Access is used in conjunction with Switched Access Service as set forth in Section VII.C.9. preceding for Switched Access Interface Arrangements, and the end office serving the customer's end user premises is not a WATS Serving Office, Channel Mileage is used to extend the Special Access Channel to a WATS Serving Office. Customer transmission facilities and equipment terminated in Telephone Company wire centers under EIS, as defined in Section XVII., are not considered customer designated premises. Connection to Telephone Company provided DS1 or DS3 Channel Mileage within a serving wire center for customers with EIS will require a Special Access Cross Connect arrangement as described in VIII.B.1.d..</p>	
<p>The Channel Mileage charge is composed of a flat monthly charge known as Channel Mileage Termination plus a per mile charge known as Channel Mileage Facility. The Channel Mileage Termination rate is billed at each end of segment of Channel Mileage. The number of miles used to Channel Mileage Facility is calculated as set forth in Section VIII.B.4. of this tariff.</p>	
<p>For special access circuits that originate and terminated in the same serving wire center, one (1) Channel Mileage Termination and no Channel Mileage Facility rate will be charged for the equipment required.</p>	
<p>The selection of Terminating Option, as defined in VIII.A.2.c., is required for terminating the network portion of a Special Access Line at a customer designated premises. Terminating Options provide a clearly delineated interface which facilitates the design, isolation, and testing of the Special Access.</p>	
<p>c. Optional Features and Functions</p> <p>Optional Features and Functions may be added to a basic circuit service to improve its quality or utility to meet the customer's specific communications requirements. These optional features and functions are identifiable with specific equipment, and represent the end result in terms of performance characteristics which may be obtained. These characteristics may be obtained by using various combinations of equipment. Although the equipment necessary to perform a specified function may be installed at various locations along the path of the service, they will be charged for as a single rate element.</p>	
<p>Descriptions for each of the available Optional Features and Functions are set forth in Sections VIII.D. through VIII.J. following. Specific rate applications for multiplexing are set forth in VIII.B.6. following.</p>	



## **VIII. SPECIAL ACCESS SERVICE** (Continued)

<p>d. Cross Connect</p> <p>The Cross Connect charge provides the communications path between Telephone Company provided DS0, DS1 or DS3 Switched or Special access facilities and a customer's equipment and facilities where the customer is provided EIS as defined in Section XVII.. The Cross Connect arrangement may be directly connected to Telephone Company provided DS0, DS1 or DS3 services or to a Telephone Company provided multiplexing arrangement. The Cross Connect Charge applies per DS0, DS1 or DS3 connection.</p>	
<p>e. Temporary Videoband Service</p> <p>(1) Type I</p> <p>The rates and charges for use of facilities for Temporary Videoband - Type I Service are assessed on a per hop basis. A hop is defined as the transporting of a one-way video and associated audio signal(s) in a direct path from a transmitter location to an adjacent receiver location. The distance of a single hop is primarily a factor of the local geographics of the video path, therefore, more than one (1) hop may be required between customer designated premises.</p>	
<p>There are two (2) separate rate categories for a hop which are based on the provisioning of service:</p> <ul style="list-style-type: none"> <li>- Video broadcasts which use permanent facilities, and</li> <li>- Video broadcasts which use nonpermanent facilities.</li> </ul> <p>(a) Use of Permanent Facilities for Temporary Video Broadcast – Type I</p> <p>Permanent facilities are those in-place facilities that are not removed at the end of a broadcast. Sites where existing permanent facilities are located for temporary broadcast service are listed in <i>VIII.B.1.e.(1)(e)</i>.</p>	
<p>The rates and charges for services provided over permanent facilities are set forth in Section XXI.. Charges for Temporary Videoband Service - Type I are also described in <i>VIII.B.2.d.(5)</i> following.</p>	
<p>The Telephone Company does not contemplate constructing permanent facilities to provision future requests for temporary Type I Videoband service. However, in the event that a customer requests this type of provisioning in those states not designated as "NA", as set forth in XXI. following, the Telephone Company will provide such facilities under the applicable Interstate Special Construction Tariff. Accordingly, such facilities are deemed to be provided for the sole use of that customer and no other future use of those facilities is planned or expected by the Telephone Company.</p>	

## VIII. SPECIAL ACCESS SERVICE (Continued)

<p>(b) Use of Nonpermanent Facilities for Temporary Video Broadcast – Type I</p> <p>Nonpermanent facilities consist of portable microwave equipment (e.g., transmitter, receiver, antenna, connecting cables and associated equipment) which is set up for the broadcast and subsequently removed after the broadcast.</p>	
<p>The rates and charges for services provided over nonpermanent facilities are set forth in Section XXI. following. Charges for Temporary Videoband Service - Type I are described in VIII.B.2.d.(5) following.</p>	
<p>Where multiple hops are required to provide the requested service, the rates and charges will apply to each hop set up for the broadcast. The Technician Standby charge will only apply to the time the Type I Videoband service is provided. The Technician Standby charge is not applied on a per hop basis.</p>	
<p>(c) Use of Combined Facilities for Temporary Video Broadcast – Type I</p> <p>Temporary Videoband Service may require the use of combined facilities to provide the requested service. Where permanent and nonpermanent facilities are used in tandem to provide a Video service, one-half the nonrecurring charge will apply for the permanent facilities while the full nonrecurring charge will apply for the nonpermanent facilities. The hourly charge for both facilities will be applicable. The Technician Standby charge will only apply to the time the service is provided.</p>	
<p>(d) Joint Provisioning of Service</p> <p>Where more than one (1) Telephone Company is involved in the provisioning of a Temporary Videoband Service - Type I, such jointly provided facilities are subject to the rules and regulations outlined in Sections III.D.5. and VI.C..</p>	
<p>When the multiple bill option is employed as set forth in Section III.D.5.b.(2), the rates will apply as follows: When only nonpermanent facilities are used to provision the service and the service is jointly provided, the rates for the Video service will be one-half the nonrecurring charge and one-half the hourly charge. Where permanent facilities are used to provision the Video service and the service is jointly provided, the rates for the service are the entire nonrecurring charge and the entire hourly charge. Where a combination of permanent and nonpermanent facilities are used in the joint provisioning of the service, the rates for the Video service will be one-half the nonrecurring charge for the permanent and nonpermanent facilities and one-half the hourly charge for the nonpermanent facilities and the entire hourly charge for the permanent facilities.</p>	
<p>When a single bill option is employed as set forth in Section III.D.5.b.(1), the rates will apply as follows: Where any combination of permanent and nonpermanent facilities are used to jointly provide the service, the entire nonrecurring charge and the entire hourly charge will apply.</p>	
<p>The entire Technician Standby charge will be applied to the time the service is provided under either a single bill option or a multiple bill option.</p>	

## VIII. SPECIAL ACCESS SERVICE (Continued)

<p>(e) Permanent Sites for Temporary Video Broadband – Type I</p> <p>Sites where permanent facilities are located are listed below for each jurisdiction where such facilities exist:</p> <table><tr><td><u>Jurisdiction</u></td><td><u>Location City, State</u></td></tr><tr><td>None at this time</td><td></td></tr></table>	<u>Jurisdiction</u>	<u>Location City, State</u>	None at this time		
<u>Jurisdiction</u>	<u>Location City, State</u>				
None at this time					
<p>(2) Type II</p> <p>(a) Rate Application</p> <p>The rates and charges for Videoband Service - Type II are time sensitive and applied based on the duration of the video connection. Only one (1) level of charge will apply to continuous usage, either minute sensitive, daily, weekly or monthly. In no event will the charge for continuous video usage exceed the rate for the next higher time frame level of usage. For example, for two (2) days of continuous usage, two (2) times the daily rate would apply. For three (3) days, the weekly rate is applicable since three (3) times the daily rate exceeds the weekly rate.</p>					
<p>(b) Shared Use of Videoband Service – Type II</p> <p>Multiple users may share a Videoband - Type II connection from a specific customer site to a video carrier's location. The Telephone Company will bill the usage to the customer who requests the video connection.</p>					
<p>(c) Availability of Videoband Service – Type II</p> <p>The Telephone Company does not guarantee the availability of access facilities to serve all customers for all possible simultaneous video connection requirements. Customer access will be provided on a first-come, first-serve basis.</p>					
<p>(d) Use of Videoband Service – Type II Facilities for Other Than Video Transport</p> <p>Type II Videoband facilities are designed for the express use of Type II video connections. Use of these facilities for transmission of other than video and the associated audio signals, by the customer, may result in interference or impairment of telephone company facilities and will be subject to the provisions in Section III.B.1..</p>					

## VIII. SPECIAL ACCESS SERVICE (Continued)

<p><b>2. Types of Rates and Charges</b></p> <p>There are three (3) types of rates and charges. These are monthly rates, daily rates and nonrecurring charges. The rates and charges are described as follows:</p> <p>a. Monthly Rates</p> <p>Monthly rates are recurring rates that apply each month or fraction thereof that a Special Access Service is provided. For billing purposes, each month is considered to have thirty (30) days.</p>	
<p>b. Daily Rates</p> <p>Daily rates are recurring rates that apply to each twenty-four (24) hour period or fraction thereof that a Program Audio or Video Special Access Service is provided for part-time use. For purposes of applying daily rates, the twenty-four (24) hour period is not limited to a calendar day.</p>	
<p>Part-time Video or Program Audio Service provided within a consecutive thirty (30) day period will be charged the daily rate, not to exceed the monthly rate. For each day or partial day after a consecutive thirty (30) day period of service, a charge equal to 1/30th of the monthly rate shall apply.</p>	
<p>c. Hourly Rates</p> <p>Hourly rates are recurring charges that apply to each sixty (60) minute period, or fraction thereof, that a part-time Videoband Special Access Service is provided. The billing period commences when the video circuit is available for the customer's use and ceases when the customer's use is discontinued. There is a maximum monthly charge that may be assessed to any Temporary Videoband Special Access Service. The maximum charge during any thirty (30) day period will be that amount equal to one hundred (100) hours of use.</p>	
<p>d. Nonrecurring Charges</p> <p>Nonrecurring charges are one-time charges that apply for installation of Special Access Service, installation of optional features and functions, and moves and service rearrangements.</p> <p>(1) Service Rearrangements</p> <p>Service rearrangements are changes to existing (installed) services which may be administrative only in nature, as set forth following, or that involve actual physical change to the service. Changes to pending orders are set forth in Section VI.C.2. preceding.</p>	

**VIII. SPECIAL ACCESS SERVICE** (Continued)

<p>Changes in the physical location of the point of termination or customer designated premises are moves as described below:</p> <p>(a) Moves</p> <p>A move involves a change in the physical location of either the customer's premises or a point of termination at the customer's premises. The charges for the move are dependent on whether the move is to be a new location within the same building or to a different building.</p>	
<p>(b) Moves Within the Same Building</p> <p>When the move is to a new location within the same building, the charge for the move will be an amount equal to one-half (1/2) of the nonrecurring (i.e., installation) charge for the service termination affected. There will be no change in the minimum period requirements.</p>	
<p>(c) Moves to a Different Building</p> <p>Moves to a different building will be treated as a discontinuance and a start of service and all associated nonrecurring charges will apply. New minimum period requirements will be established for the new services. The customer will also remain responsible for satisfying all outstanding minimum period charges for the discontinued service.</p>	
<p>Changes in the type of Service or Channel Termination which result in a change of the minimum period requirement will be treated as a discontinuance of the service and an installation of a new service.</p>	
<p>Changes in ownership or transfer of responsibility from one customer to another will be treated as a discontinuance of the service and an installation of a new service. In the event the change in ownership or transfer of responsibility is as set forth in Section III. preceding where there is no change in facilities or arrangements, the change will be treated as an administrative change.</p>	
<p>Nonrecurring charges are one-time (1) charges that apply for specific work activity (i.e., installation or change to an existing service). The types of nonrecurring charges that apply for Special Access Service are: installation of service, installation of optional features and functions, and service rearrangements. These charges are in addition to the Access Order Charge as specified in Section XXI. following.</p>	

## **VIII. SPECIAL ACCESS SERVICE** (Continued)

<p>Administrative changes will be made without charge(s) to the customer. Administrative changes are as follows:</p> <ul style="list-style-type: none"> <li>- Change of customer name,</li> <li>- Change of customer or customer's end user premises address when the change of address is not a result of physical relocation of equipment,</li> <li>- Change in billing data (name, address, or contact name or telephone number),</li> <li>- Change of agency authorization,</li> <li>- Change of customer test line number,</li> <li>- Change of billing account number,</li> <li>- Change of customer or customer's end user contact name or telephone number, and</li> <li>- Change of jurisdiction.</li> </ul>	
<p>All other service rearrangements will be charged as follows:</p> <ul style="list-style-type: none"> <li>- If the change involves the addition of other customer designated premises to an existing service, the nonrecurring charge for the channel termination rate element will apply. The charge(s) will apply only for the location(s) that is being added. The charge(s) will be in addition to an Access Order Charge as set forth in Section XXI. following.</li> </ul>	
<ul style="list-style-type: none"> <li>- If the change involves the addition of an optional feature or function, or if the change involves changing the type of signaling on a Voice Grade service, and for all other changes, the Access Order Charge as set forth in Section XXI. following will apply.</li> </ul>	
<p>(2) Installation of Service</p> <p>Nonrecurring charges apply to each service installed. The nonrecurring charges for the installation of service are applied per order and per Channel Termination installed. The installation charge per Channel Termination is assessed for each Channel Termination ordered. The nonrecurring charge per order is assessed for each Access service order (ASR) initiated for a given type of circuit. When the same customer requests multiple services of the same type (e.g., Voice Grade or DS1) on the same ASR, to be installed at the same location, only one (1) order charge applies.</p>	
<p>(3) Installation of Optional Features and Functions</p> <p>When optional features and functions are installed coincident with the initial installation of service a nonrecurring charge may be applicable.</p>	
<p>The optional features and functions for which installation charges apply are:</p> <ul style="list-style-type: none"> <li>- Multiplexing</li> <li>- Clear Channel Capability</li> </ul>	
<p>When optional features and functions are installed and changed subsequent to the installation of service, an Access Order Charge as specified in Section XXI. following applies per order.</p>	

### VIII. SPECIAL ACCESS SERVICE (Continued)

<p>(4) Modifying Existing High Capacity Circuit Configurations</p> <p>If a elects to modify the configuration of an existing high capacity circuit, a Service Order Charge equal to the Channel Termination nonrecurring charge, as described in <i>VIII.B.2.d.(2)</i> will apply per customer initiated change.</p>	
<p>(5) Installation of Temporary Videoband Service</p> <p>(a) Temporary Videoband Service – Type I</p> <p>There are two (2) nonrecurring charges set forth in Section <i>XXI.</i> for the installation of Temporary Videoband Service - Type I. One (1) nonrecurring charge will be assessed when permanent in place facilities are used to provide the service, and a different nonrecurring charge will be assessed when nonpermanent portable facilities are used to provide the service. A list of permanent facilities by location is provided in <i>VIII.B.1.e.</i> preceding. In addition to these charges, the appropriate Special Access Ordering Charge, as set forth in <i>VIII.B.2.d.(7)</i> following, will apply.</p>	
<p>If the customer orders Temporary Videoband Service - Type I with broadcast intervals of five (5) nonconsecutive days or less within a seven (7) day period, the Telephone Company may, if facilities are available, leave the facilities in place, in which case the associated installation nonrecurring charges would not apply.</p>	
<p>(b) Videoband Service – Type II</p> <p>Initially, an ASR is required from the customer to establish an account for Videoband Service - Type II, prior to a request for video connection. The Special Access Ordering Charge, as set forth in <i>VIII.B.2.d.(1)</i>, will apply. Thereafter, once the account has been established, the customer may request video connection by contacting the Telephone Company's Video Transport Contact Center. The customer will provide the originating and terminating location(s) for the video connection and the expected duration of the transmission. There is no nonrecurring charge associated with activating this connection.</p>	
<p>(6) Design Change Charge</p> <p>The Customer may request a design change to the service ordered. A design change is any change to a pending ASR for Special Access Service which requires engineering review. Design changes include such things as the addition or deletion of supplemental features or changes in the terminating options. Design changes do not include a change of IC customer designated premises or end user premises when its serving wire center changes or Special Access service type (e.g., 2-wire to 4-wire Voiceband or Voiceband to Program Audio, etc.). Changes of this nature will require the issuance of a new ASR and the cancellation of the original ASR. The cancellation charges apply as set forth in Section <i>VI.C.3.</i> preceding.</p>	

## VIII. SPECIAL ACCESS SERVICE (Continued)

The Telephone Company will review the requested change, notify the customer whether the change can be accommodated and specify if a new service date is required. If the customer authorizes the Telephone Company to proceed with the design change, a Design Change Charge will apply.	
The Design Change Charge, as set forth in Section XXI. following, will apply on a per ASR per occurrence basis, for each ASR requiring a design change.	
If a change of service date is required, the Service Date Change Charge as set forth in Section VI. preceding will also apply.	
<p>(7) Special Access Ordering Charges</p> <p>Special Access Ordering Charges are associated with the work performed by the Telephone Company in connection with the receiving, recording and processing of customer service requests. There are two (2) types of service ordering charges.</p> <p>(a) Initial Ordering Charge – Special Access</p> <p>This charge applies on a per Access Service Request (ASR) basis, including those requests to add additional terminations to an existing service.</p>	
<p>(b) Subsequent Ordering Charge – Special Access</p> <p>This charge applies on a per ASR basis for modifications to an existing service. This would include activities such as:</p> <ul style="list-style-type: none"><li>- Additions of supplemental features and multiplexing arrangements.</li></ul>	
<ul style="list-style-type: none"><li>- Changes in the type of transport rate option from Switched Transport to Special Transport for FGA and FGB Switched Access Service as described in Section VII.A. preceding.</li></ul>	
<p>3. <i>Minimum Periods</i></p> <p>The minimum service period for part-time Video and Program Audio Services is one (1) day even though the service will be provided only for the duration of the event specified on the order (e.g., one-half (1/2) hour, two (2) hours, five (5) hours, etc.). The minimum period for High Capacity DS3 or OC-3 Service is twelve (12) months. The minimum period for any service provided as a term payment plan or a term contract is the length of the specified payment plan or term contract. The minimum service period for all other special access services is one (1) month.</p>	



## **VIII. SPECIAL ACCESS SERVICE** (Continued)

<p><b>4. Mileage Measurement</b></p> <p>The mileage to be used to determine the monthly rate for the Channel Mileage Facility is calculated on the airline distance between the locations involved, i.e.,</p> <ul style="list-style-type: none"><li>- the serving wire centers associated with two (2) customer designated premises,</li><li>- a serving wire center associated with a customer designated premises and a Telephone Company hub,</li><li>- two (2) Telephone Company hubs,</li><li>- or between the serving wire center associated with a customer designated premises and a WATS Serving Office</li></ul>	
<p>The serving wire center associated with a customer designated premises is the serving wire center from which this customer designated premises would normally obtain dial tone.</p>	
<p>Mileage charges are shown with each channel type. To determine the rate to be billed, first compute the mileage using the V&amp;H coordinates method, as set forth in the NATIONAL EXCHANGE CARRIER ASSOCIATION, INC. TARIFF FCC NO. 4, then multiply the resulting number of miles times the Channel Mileage Facility per mile rate, and add the Channel Mileage Termination rate for each termination. When the calculation results in a fraction of a mile, always round up to the next whole mile before determining the mileage and applying the rates. When more than one (1) Telephone Company is involved in the provision of service, billing will be accomplished as set forth in Section <i>III.D.5.</i> preceding.</p>	
<p>When hubs are involved, mileage is computed and rates applied separately for each section of the Channel Mileage, i.e.,</p> <ul style="list-style-type: none"><li>- customer designated premises serving wire center to hub,</li><li>- hub to hub, and/or</li><li>- hub to customer designated premises serving wire center.</li></ul>	
<p>However, when any service is routed through a hub for purposes other than customer specified bridging or multiplexing (e.g., the Telephone Company chooses to so route for test access purposes), rates will be applied only to the distance calculated between the serving wire centers associated with the customer designated premises.</p>	
<p>See the service configuration example for multipoint service as set forth in <i>VIII.A.3.</i> preceding.</p>	
<p><b>5. Facility Hubs</b></p> <p>A customer has the option of ordering Voice Grade service or High Capacity services to a facility hub for channelizing to individual services requiring lower capacity facilities.</p>	
<p>Different locations may be designated as hubs for different facility capacities, e.g., multiplexing from digital to digital may occur at one (1) location while multiplexing from digital to analog may occur at a different location. When placing an Access Order the customer will specify the desired hub. NATIONAL EXCHANGE CARRIER ASSOCIATION, INC. TARIFF FCC NO. 4 identifies serving wire centers, hub locations and the type of multiplexing functions available.</p>	

### **VIII. SPECIAL ACCESS SERVICE** (Continued)

<p>Some of the types of multiplexing available include the following:</p> <ul style="list-style-type: none"><li>- from higher to lower bit rate</li><li>- from higher to lower bandwidth</li><li>- from high capacity to voice frequency channels</li></ul>	
<p>Point to point services may be provided on channels of these services to a hub. The transmission performance for the point to point service provided between customer designated premises will be that of the lower capacity or bit rate. For example, when a 1.544 Mbps channel is multiplexed to voice frequency channels, the transmission performance of the channelized services will be Voice Grade, not High Capacity.</p>	
<p>The Telephone Company will commence billing the monthly rate for the service to the hub on the date specified by the customer on the Access Order. Individual channels utilizing these services may be installed coincident with the installation of the service to the hub or may be ordered and/or installed at a later date, at the option of the customer. The customer will be billed for a Voice Grade or a High Capacity Channel Termination, Channel Mileage (when applicable), and the multiplexer at the time the service is installed. Individual service rates (by service type) will apply for a Channel Termination and additional Channel Mileage (as required) for each channelized service. These will be billed to the customer as each individual service is installed.</p>	
<p>Cascading multiplexing occurs when a High Capacity service is de-multiplexed to provide channels with a lesser capacity and one (1) of the lesser capacity channels is further de-multiplexed. For example, 6.312 Mbps High Capacity service is de-multiplexed, to four (4) DS1 channels and then one (1) of the DS1 channels is further de-multiplexed to twenty-four (24) individual Voice Grade Channels.</p>	
<p>When cascading multiplexing is performed, whether in the same or a different hub, a charge for the additional multiplexing unit also applies. When cascading multiplexing is performed at different hubbing locations, Channel Mileage charges also apply between the hubs.</p>	
<p>The Telephone Company will designate hubs for Program Audio and Video Services. Full-time or part-time service may be provided between customer designated premises or between a customer designated premises and a hub and billed accordingly at the monthly rates set forth in Section XXI. following for a Channel Termination, Channel Mileage and Optional Features and Functions, as applicable. When the service is ordered to a hub, the customer may order a full-time or part-time Video and Program Audio services as needed between that hub and additional customer designated premises. The rate elements required to provide the part-time service (i.e., Channel Termination, Channel Mileage and Optional Features and Functions, as applicable) will be billed at daily rates for the duration of the service requested.</p>	

## VIII. SPECIAL ACCESS SERVICE (Continued)

<p><b>6. <i>Mixed Use Analog and Digital High Capacity Services</i></b></p> <p>Mixed Use refers to a rate application applicable only when the customer orders High Capacity Special Access facilities between a customer designated premises and a Telephone Company hub where the Telephone Company performs multiplexing/de-multiplexing functions and the same customer then orders the derived channels as Special and Switched Access Services. If the customer has Switched Access Service between a customer designated premises and an end office that is multiplexed at a Telephone Company hub and subsequently orders the derived channels as Special and Switched Access Service, rates and charges will apply as if the service were ordered as mixed use.</p>	
<p>Shared use of Special Access Cross Connect and Expanded Interconnection service are not available.</p>	
<p>Except as noted above, the High Capacity facility will be ordered, provided and rated as Special Access Service (i.e., Channel Termination, Channel Mileage, as appropriate, and Multiplexing Arrangement). The nonrecurring charge that applies when the mixed use facility is installed will be the nonrecurring charge associated with the appropriate Special Access High Capacity Channel Termination. Rating as Special Access will continue until such time as the customer chooses to use a portion of the available capacity for Switched Access Service. Individual service (i.e., Switched or Special Access) nonrecurring charges will not apply to the individual channels of the mixed use facility.</p>	
<p>When Special Access Service is provided utilizing a channel of the mixed use facility to a hub, High Capacity rates and charges will apply for the facility to the hub, as set forth preceding, and individual service rates and charges will apply from the hub to the customer designated premises. The rates and charges that will apply to the portion from the hub to the customer designated premises will be dependent on the specific type of Special Access Service that is provided. The applicable rates and charges will include a Channel Termination and Channel Mileage, if applicable. Rates and charges for optional features and functions associated with the service, if any, will apply for the appropriate channel type.</p>	
<p>As each individual channel is activated for Switched Access Service, the High Capacity Special Access Channel Termination, Channel Mileage, and Multiplexing rates will be reduced accordingly (e.g., 1/24th for a DS1 service, etc.). Switched Access Service rates and charges, as set forth in Section 20 following, will apply for each channel that is used to provide a Switched Access Service. Additionally, the Switched Access Service Entrance Facility, Direct Trunked Transport, and Multiplexing charges, if applicable, will be reduced by multiplying their respective rates by the ratio of derived Switched Access Service channels to the total number of Voice Grade channels that can be derived.</p>	
<p>The customer must place an order for each individual Switched or Special Access Services utilizing the Mixed Use Facilities and specify the channel assignment for each such service.</p>	

## VIII. SPECIAL ACCESS SERVICE (Continued)

<p><b>7. Early Termination Liabilities</b></p> <p>a. Minimum Period of One (1) Month or Less</p> <p>For services with a minimum period of one (1) month or less, the customer must pay for the minimum period even if service is discontinued earlier.</p>	
<p>b. Expiration of Minimum Service Periods</p> <p>When a customer retains service(s) for the duration of a minimum service period, the termination liabilities expire. As long as the customer makes no physical changes to the configuration of service(s), the customer will no longer be liable for early termination discontinuance charges regardless of the minimum service period rate level. Should a customer choose to disconnect a service having satisfied the minimum service period termination liabilities, the disconnect steps will still be applied as specified in e. following.</p>	
<p>c. Discontinuance Without Liability – Minimum Period Greater Than One (1) Month</p> <p>Should the recurring charges for a customer's service increase, in aggregate, by more than ten percent (10%) from the original recurring charges during the minimum service period, the customer may, at their option, terminate the service without penalty or liability.</p>	
<p>d. Discontinuance With Liability</p> <p>When a service is discontinued prior to the end of the minimum service period, other than as described in c. preceding, the customer will be liable for the total monthly charges for the remaining portion of the minimum service period.</p>	
<p>e. Notification of Discontinuance</p> <p>Notice of discontinuance must be given by the customer at least thirty (30) days prior to actual discontinuance.</p>	
<p><b>C. <u>Surcharge for Special Access Service</u></b></p> <p><b>1. General</b></p> <p>Special access services provided under this tariff may be subject to the monthly Special Access Surcharge.</p>	
<p><b>2. Application</b></p> <p>a. The Special Access Surcharge will apply to each interstate Special Access Service that terminates on an end user's PBX or other device, where through a function of the device, the Special Access Service interconnects to the local exchange network. Interconnection functions include, but are not limited to, wiring and software functions, bridging, switching or patching of calls or stations. The Surcharge will apply irrespective of whether the interconnection functions are performed in equipment located at the customer's premises or in a Centrex CO-type switch.</p>	

## **VIII. SPECIAL ACCESS SERVICE** (Continued)

<p>b. Special Access Service will be exempted from the Surcharge by the Telephone Company upon receipt of the customer's written certification for the following Special Access Service terminations:</p> <p>(1) an open-end termination in a Telephone Company switch of an FX line, including CCSA and CCSA equivalent ONALS; or</p>	
<p>(2) an analog channel termination that is used for radio or television program transmission; or</p>	
<p>(3) a termination used for TELEX service; or</p>	
<p>(4) a termination that by the nature of its operating characteristics could not make use of the Telephone Company common lines such as, terminations which are restricted through hardware or software; or</p>	
<p>(5) a termination that interconnects either directly or indirectly to the local exchange network where the usage is subject to Carrier Common Line charges such as, where the Special Access Service accesses only FGA and no local exchange lines, or Special Access Service between customer points of termination, or Special Access Service connecting CCSA or CCSA-type equipment (inter-machine trunks); or</p>	
<p>(6) a termination that the customer certifies to the Telephone Company is not connected to a PBX or other device which interconnects the Special Access Service to a local exchange subscriber line.</p>	
<p><b>3. Exemption of Special Access Service</b></p> <p>a. Special Access Services which are terminated as set forth in <i>VIII.C.2.b.</i> preceding will be exempted from the Special Access Surcharge if the customer provides the Telephone Company with written exemption certification. The certification may be provided to the Telephone Company as follows:</p> <ul style="list-style-type: none"> <li>- at the time the Special Access Service is ordered or installed;</li> </ul>	
<ul style="list-style-type: none"> <li>- at such time as the service is re-terminated to a device which does not interconnect the service to local exchange facilities; or</li> </ul>	
<ul style="list-style-type: none"> <li>- at such time as the service becomes associated with a Switched Access Service that is subject to Carrier Common Line Charges.</li> </ul>	
<p>b. The exemption certification is to be provided by the customer ordering the service. The certification must be signed by the customer or authorized representative and include the category of exemption, as set forth in <i>VIII.C.2.b.</i> preceding, for each termination, and the date which the exemption is effective.</p>	
<p>c. The customer shall also notify the Telephone Company when an exempted Special Access Service is changed or re-terminated such that the exemption is no longer applicable.</p>	

## VIII. SPECIAL ACCESS SERVICE (Continued)

d. The Telephone Company will work cooperatively with the customer to resolve any questions regarding the exemption certification. In addition, the Telephone Company may withhold exemption of the service until the questions are resolved.					
4. <i>Rate Regulations</i>					
a. The surcharge will apply as set forth in <i>VIII.C.2.a.</i> preceding, except that a surcharge will be assessed on a per voice grade equivalent basis for Special Access Services derived from High Capacity Special Access Services as illustrated in the following example:  <table><tr><td>Special Access Service DS1</td><td>Voice Grade Equivalent 24 x</td><td>Monthly Surcharge \$25 =</td><td>Charge \$600.00</td></tr></table>	Special Access Service DS1	Voice Grade Equivalent 24 x	Monthly Surcharge \$25 =	Charge \$600.00	
Special Access Service DS1	Voice Grade Equivalent 24 x	Monthly Surcharge \$25 =	Charge \$600.00		
The preceding example illustrates the maximum number of surcharges applicable to a DS1. If the customer claims exemption(s) as set forth in <i>VIII.C.3.</i> preceding or, is not utilizing all available voice grade equivalents and has spare capacity, the number of surcharges would be reduced accordingly.					
In the case of multipoint Special Access Services, one (1) Special Access Surcharge will apply for each termination of a Special Access Channel at an end user's premises.					
b. The Telephone Company will bill the appropriate Special Access Surcharge to the ordering customer for each interstate Special Access Service installed unless exemption certification is provided as set forth in <i>VIII.C.3.</i> preceding.					
c. If a written certification is not received at the time the Special Access Service is obtained, the Surcharge will be applied. Exempt status will become effective on the certification date indicated by the customer, subject to the regulations set forth in <i>d.</i> following.					
d. Crediting the Surcharge  The Telephone Company will cease billing the Special Access Surcharge when certification, as set forth in <i>VIII.C.3.</i> preceding, is received. If the status of the Special Access Service was changed prior to receipt of the exemption certification, the Telephone Company will credit the customer's account, not to exceed ninety (90) days, based on the effective date of the change as specified by the customer in the letter of certification.					
D. <u>Voice Grade Service</u>					
1. <i>Basic Channel Description</i>  A Voice Grade channel is a channel which provides voice frequency transmission capability in the nominal frequency range of 300 to 3000 Hz and may be terminated two-wire or four-wire. Voice Grade channels are provided between customer designated premises, between a customer designated premises and a Telephone Company hub or hubs, or between a customer designated premises and a WATS Serving Office (WSO).					

## VIII. SPECIAL ACCESS SERVICE (Continued)

<p>Voice Grade Special Access services are typically used for voice and voiceband data applications. Typical examples of voice grade circuits are Foreign Exchange lines (station end only), multipoint private line, voice trunk type, two-point voice grade data (one-way (1) or simultaneous two-way (2)), multipoint voice grade data, and voice grade telephoto or facsimile. These examples of applications are not intended to limit a customer's use of the channel nor to imply that the channel is limited to a particular use.</p>																																																																																																																																																																																																																																														
<p>Rates and charges for Special Access Voice Grade Service are as set forth in Section XXI. following.</p>																																																																																																																																																																																																																																														
<p><b>2. Technical Specifications</b></p> <p>Technical Specifications Packages are set forth in the following matrix. Compatible network channel interfaces are set forth in Section XII.C. following.</p> <table> <tr> <th rowspan="2">Parameter</th><th colspan="14">PackageVG</th></tr> <tr> <th>C</th><th>1</th><th>2</th><th>3</th><th>4</th><th>5</th><th>6</th><th>7</th><th>8</th><th>9</th><th>10</th><th>11</th><th>12</th><th>C</th></tr> <tr> <td>Attenuation Distortion</td><td>X</td><td>X</td><td>X</td><td>X</td><td>X</td><td>X</td><td>X</td><td>X</td><td>X</td><td>X</td><td>X</td><td>X</td><td>X</td><td>X</td></tr> <tr> <td>C-Message Noise</td><td>X</td><td>X</td><td>X</td><td>X</td><td>X</td><td>X</td><td>X</td><td>X</td><td>X</td><td>X</td><td>X</td><td>X</td><td>X</td><td>X</td></tr> <tr> <td>Echo Control</td><td>X</td><td>X</td><td>X</td><td>X</td><td></td><td>X</td><td></td><td>X</td><td>X</td><td></td><td></td><td>X</td><td>X</td><td>X</td></tr> <tr> <td>Envelope Delay Distortion</td><td>X</td><td></td><td></td><td></td><td></td><td></td><td></td><td>X</td><td>X</td><td>X</td><td>X</td><td>X</td><td>X</td><td>X</td></tr> <tr> <td>Frequency Shift</td><td>X</td><td></td><td></td><td></td><td></td><td></td><td></td><td>X</td><td>X</td><td>X</td><td>X</td><td>X</td><td>X</td><td>X</td></tr> <tr> <td>Impulse Noise</td><td>X</td><td></td><td></td><td></td><td></td><td></td><td>X</td><td>X</td><td>X</td><td>X</td><td>X</td><td>X</td><td>X</td><td>X</td></tr> <tr> <td>Intermodulation Distortion</td><td>X</td><td></td><td></td><td></td><td></td><td></td><td></td><td>X</td><td>X</td><td>X</td><td>X</td><td>X</td><td></td><td>X</td></tr> <tr> <td>Loss Deviation</td><td>X</td><td>X</td><td>X</td><td>X</td><td>X</td><td>X</td><td>X</td><td>X</td><td>X</td><td>X</td><td>X</td><td>X</td><td>X</td><td>X</td></tr> <tr> <td>Phase Hits, Gain Hits &amp; Dropouts</td><td>X</td><td></td><td></td><td></td><td></td><td></td><td></td><td></td><td></td><td></td><td></td><td></td><td></td><td></td></tr> <tr> <td>Phase Jitter</td><td>X</td><td></td><td></td><td></td><td></td><td></td><td>X</td><td>X</td><td>X</td><td>X</td><td>X</td><td>X</td><td>X</td><td>X</td></tr> <tr> <td>Return Loss</td><td></td><td></td><td></td><td></td><td></td><td></td><td></td><td></td><td></td><td></td><td></td><td></td><td></td><td>X</td></tr> <tr> <td>Signal-to-C Message Noise</td><td></td><td></td><td></td><td></td><td>X</td><td></td><td></td><td></td><td></td><td></td><td></td><td></td><td></td><td></td></tr> <tr> <td>Signal-to-C Notch Noise</td><td>X</td><td></td><td></td><td></td><td></td><td>X</td><td>X</td><td>X</td><td>X</td><td>X</td><td>X</td><td>X</td><td>X</td><td>X</td></tr> </table>															Parameter	PackageVG														C	1	2	3	4	5	6	7	8	9	10	11	12	C	Attenuation Distortion	X	X	X	X	X	X	X	X	X	X	X	X	X	X	C-Message Noise	X	X	X	X	X	X	X	X	X	X	X	X	X	X	Echo Control	X	X	X	X		X		X	X			X	X	X	Envelope Delay Distortion	X							X	X	X	X	X	X	X	Frequency Shift	X							X	X	X	X	X	X	X	Impulse Noise	X						X	X	X	X	X	X	X	X	Intermodulation Distortion	X							X	X	X	X	X		X	Loss Deviation	X	X	X	X	X	X	X	X	X	X	X	X	X	X	Phase Hits, Gain Hits & Dropouts	X														Phase Jitter	X						X	X	X	X	X	X	X	X	Return Loss														X	Signal-to-C Message Noise					X										Signal-to-C Notch Noise	X					X	X	X	X	X	X	X	X	X
Parameter	PackageVG																																																																																																																																																																																																																																													
	C	1	2	3	4	5	6	7	8	9	10	11	12	C																																																																																																																																																																																																																																
Attenuation Distortion	X	X	X	X	X	X	X	X	X	X	X	X	X	X																																																																																																																																																																																																																																
C-Message Noise	X	X	X	X	X	X	X	X	X	X	X	X	X	X																																																																																																																																																																																																																																
Echo Control	X	X	X	X		X		X	X			X	X	X																																																																																																																																																																																																																																
Envelope Delay Distortion	X							X	X	X	X	X	X	X																																																																																																																																																																																																																																
Frequency Shift	X							X	X	X	X	X	X	X																																																																																																																																																																																																																																
Impulse Noise	X						X	X	X	X	X	X	X	X																																																																																																																																																																																																																																
Intermodulation Distortion	X							X	X	X	X	X		X																																																																																																																																																																																																																																
Loss Deviation	X	X	X	X	X	X	X	X	X	X	X	X	X	X																																																																																																																																																																																																																																
Phase Hits, Gain Hits & Dropouts	X																																																																																																																																																																																																																																													
Phase Jitter	X						X	X	X	X	X	X	X	X																																																																																																																																																																																																																																
Return Loss														X																																																																																																																																																																																																																																
Signal-to-C Message Noise					X																																																																																																																																																																																																																																									
Signal-to-C Notch Noise	X					X	X	X	X	X	X	X	X	X																																																																																																																																																																																																																																
<p>The technical specifications for these parameters (except for dropouts, gain hits, and phase hits) are delineated in Technical Reference TR-NWT-000334 and TR-TSY-000335. The technical specifications for dropouts, phase hits, and gain hits are delineated in Technical Reference PUB 41004, Table 4. The desired parameters are selected by the customer from the list of available parameters.</p>																																																																																																																																																																																																																																														
<p><b>3. Optional Features and Functions</b></p> <p>a. Central Office Bridging Capability</p> <p>(1) Voice Bridging (two-wire and four-wire)</p>																																																																																																																																																																																																																																														

**VIII. SPECIAL ACCESS SERVICE** (Continued)

(2) Data Bridging (two-wire and four-wire)	
(3) Telemetry and Alarm Bridging  Active Bridging Passive Bridging	
(4) Telemetry and Alarm Bridging, Split Band-Active Bridging, Passive Bridging, Summation-Active Bridging	
(5) Telephoto Bridging (two-wire and four-wire)	
(6) Dataphone Select-A-Station Bridging with sequential arrangement ports or addressable arrangement ports	
(7) Multipoint Data Bridging  This feature provides the capability to derive a multipoint data circuit from a single facility and is normally provided on Voiceband facilities provided for transmission of data signals. This function is provided on a per port basis. Polled multipoint data circuits are a typical application of this feature.	
(8) Voice Conference Bridging  Bridging arrangement to connect multiple Voiceband facilities in order that a voice frequency input signal from any location will be reproduced at the output of all other circuit locations. This function is provided on a per port basis.	
(9) Alarm Distribution  Provides type bridging capabilities, band splitting filters and conversion of four-wire common terminations up to a capacity of forty (40) two-wire terminations. This function is offered as two (2) tariff elements. The first element provides all shelving and common equipment for a capacity of forty (40) two-wire terminations. The second element provides a two-wire port. One (1) common equipment rate element will apply to accommodate up to forty (40) two-wire terminations. One (1) two-wire port charge will apply to each two-wire Special Access Line terminated in the bridge.	
The rates for these options are set forth in Section XXI. following.	
b. Conditioning  Conditioning provides more specific transmission characteristics for Voice Grade services. The rates for these options are set forth in Section XXI. following.	



**VIII. SPECIAL ACCESS SERVICE** (Continued)

<p>For two-point services, the parameters apply to each service as measured end-to-end. For multipoint services, the parameters apply as measured on each mid-link or as measured on each end link. C-Type conditioning and Data Capability may be combined on the same service.</p> <p>(1) C-Type Conditioning</p> <p>C-Type Conditioning is provided for the additional control of attenuation distortion and envelope delay distortion on data services. The attenuation distortion and envelope delay distortion specifications for C-Type Conditioning are delineated in Technical Reference TR-TSY-000335.</p>	
<p>(2) Improved C-Type Conditioning</p> <p>Improved C-Type Conditioning options are provided in conjunction with C-Type Conditioning at the rates set forth in Section XXI. following. The C-Type Conditioning rate shall apply only once regardless of if one or both of the following Improved Options are ordered.</p>	
<p>(3) Improved Attenuation Distortion<sup>13</sup></p> <p>Improved Attenuation Distortion upgrades the frequency versus loss limits of the channel. The technical specifications for Improved Attenuation Distortion are delineated Technical Reference TR-TSY-000335. This option is available only when ordered in combination with C-Type Conditioning.</p>	
<p>(4) Improved Envelope Delay Distortion<sup>13</sup></p> <p>Improved Envelope Delay Distortion upgrades the frequency versus delay response limits of the channel. The technical specifications for Improved Envelope Delay Distortion are delineated in Technical Reference TR-TSY-000335. This option is available only when ordered in combination with C-Type Conditioning.</p>	
<p>(5) Data Capability (D Conditioning)</p> <p>Data Capability provides transmission characteristics suitable for data communications. Specifically, Data Capability provides for the control of Signal to C-Notched Noise Ratio and intermodulation distortion. It is available for two-point services or three-point multipoint services. The Signal to C-Notched Noise Ratio and intermodulation distortion parameter for Data Capability are delineated in Technical Reference TR-TSY-000335. The rate for this option is set forth in Section XXI. following.</p>	

---

<sup>13</sup> Improved Attenuation Distortion and improved Envelope Delay Distortion will continue to be provided to all customers who were provided with either or both of these optional features in conjunction with C-Type Conditioning prior to May 4, 1988.

**VIII. SPECIAL ACCESS SERVICE** (Continued)

When a service equipped with Data Capability is used for voice communications, the quality of the voice transmission may not be satisfactory.	
<p>(6) Sealing Current Conditioning</p> <p>Sealing Current Conditioning is provided to help maintain continuity on dry metallic loops. It is usually associated with four-wire DA or NO type of network channel interfaces.</p>	
<p>(7) Type DA Conditioning</p> <p>Type DS conditioning of Voiceband facilities provides a facility with the following transmission parameter enhanced to meet the values specified for Type DA conditioning in Technical Reference TR-TSY-000335, in addition to the standard parameters for voiceband circuits.</p> <p>(a) Signal to C-noticed noise ratio.</p>	
<p>(b) Nonlinear signal to second order distortion.</p>	
<p>(c) Nonlinear signal to third order distortion.</p>	
<p>c. Customer Specified Premises Receive Level</p> <p>This option allows the customer to specify the receive level at the Point of Termination. The level must be within a specific range on effective four-wire transmission. The ranges are delineated in Technical Reference TR-TSY-000335. The rate for this option is set forth in Section XXI. following.</p>	
<p>d. Improved Return Loss</p> <p>(1) On Effective Four-Wire Transmission at Four-Wire Point of Termination (applicable to each two-wire port): Provides for a fixed 600 ohm impedance, variable level range and simplex reversal. Telephone Company equipment is required at the customer's premises where this option is ordered. The Improved Return Loss parameters are delineated in Technical Reference TR-TSY-000335. The rate for this option is set forth in Section XXI. following.</p>	
<p>(2) On Effective Two-Wire Transmission at Two-Wire Point of Termination: Provides for more stringent Echo Control specifications. In order for this option to be applicable, the transmission path must be four-wire at one (1) POT and two-wire at the other POT. Placement of Telephone Company equipment may be required at the customer's premises with the two-wire POT. The Improved Return Loss parameters are delineated in Technical Reference TR-TSY-000335. The rate for this option is set forth in Section XXI. following.</p>	

**VIII. SPECIAL ACCESS SERVICE** (Continued)

e. Signaling Capability																	
Signaling Capability provides for the ability to transmit signals from one customer premises to another customer premises on the same service. The rate for this option is set forth in Section XXI. following.																	
The following network channel interfaces for Voice Grade service do not require signaling capability: AH, DA, DB, DD, DE, DS, NO, PR, and TF.																	
The following network channel interfaces for Voice Grade service require signaling capability: AB, AC, CT, DX, EA, EB, EC, EX, GO, GS, LA, LB, LC, LO, LR, LS, RV, and SF. The signaling capability charge will not apply when used in the provision of WATS access service.																	
f. Telephoto Capability																	
Telephoto Capability provides transmission characteristics suitable for telephotographic communications. Specifically, Telephoto Capability is provided for the control of attenuation distortion and envelope delay distortion of telephotographic services. The attenuation distortion and envelope delay distortion parameters for Telephoto Capability are: <table><tr><th colspan="2"><u>Attenuation Distortion</u> (1004Hz Reference)</th><th colspan="2"><u>Envelope Delay Distortion</u></th></tr><tr><th>Frequency Range (Hz)</th><th>Variation (dB)</th><th>Frequency Range (Hz)</th><th>Variation (mcs)</th></tr><tr><td>500-3000</td><td>-0.5 to +1.5</td><td>1000-2600</td><td>110</td></tr><tr><td>300-3200</td><td>-1.0 to +2.5</td><td>800-2800</td><td>180</td></tr></table>	<u>Attenuation Distortion</u> (1004Hz Reference)		<u>Envelope Delay Distortion</u>		Frequency Range (Hz)	Variation (dB)	Frequency Range (Hz)	Variation (mcs)	500-3000	-0.5 to +1.5	1000-2600	110	300-3200	-1.0 to +2.5	800-2800	180	
<u>Attenuation Distortion</u> (1004Hz Reference)		<u>Envelope Delay Distortion</u>															
Frequency Range (Hz)	Variation (dB)	Frequency Range (Hz)	Variation (mcs)														
500-3000	-0.5 to +1.5	1000-2600	110														
300-3200	-1.0 to +2.5	800-2800	180														
g. Selective Signaling Arrangement																	
An arrangement that permits code selective ringing for up to ten (10) codes on a multipoint service.																	
h. Transfer Arrangement																	
An arrangement that affords the customer an additional measure of flexibility in the use of their access circuits. The arrangement can be utilized to transfer a leg of a Special Access Service to another circuit that terminates in either the same or a different customer premises. A key activated or dial-up control service is required to operate the transfer arrangement. A spare circuit, if required, is not included as part of the option.																	

**VIII. SPECIAL ACCESS SERVICE** (Continued)

<p>i. Four-Wire (4) / Two-Wire (2) Conversions</p> <p>When a customer requests that an effective four-wire channel be terminated with a two-wire channel interface at the customer designated premises, a four wire to two-wire conversion is required. The customer will be charged the four-wire Channel Termination rate as set forth in Section XXI. following when an effective four-wire is specified in the order for service. The rate for the conversion is included as part of the basic four-wire Channel Termination rate.</p>													
<p>j. Improved Two-Wire (2) Voice Transmission</p> <p>(1) Loss Deviation</p> <p>The maximum Loss Deviation of the 1004 Hz loss relative to the Expected Measured Loss (EML) is -4.0dB to +4.0dB.</p>													
<p>(2) Attenuation Distortion</p> <p>The maximum Attenuation Distortion in the 404 to 280 Hz frequency band relative to loss at 1004 Hz is -2.0dB to + 6.0 dB.</p>													
<p>(3) C-Message Noise</p> <p>The maximum C-Message Noise for the transmission path at the route miles listed is less than:</p> <table data-bbox="446 1071 941 1260"> <thead> <tr> <th><u>Route Miles</u></th><th><u>C-Message Noise</u></th></tr> </thead> <tbody> <tr> <td>Less than 50</td><td>35 dBrnc0</td></tr> <tr> <td>51 to 100</td><td>37 dBrnc0</td></tr> <tr> <td>101 to 200</td><td>40 dBrnc0</td></tr> <tr> <td>201 to 400</td><td>43 dBrnc0</td></tr> <tr> <td>401 to 1000</td><td>45 dBrnc0</td></tr> </tbody> </table>	<u>Route Miles</u>	<u>C-Message Noise</u>	Less than 50	35 dBrnc0	51 to 100	37 dBrnc0	101 to 200	40 dBrnc0	201 to 400	43 dBrnc0	401 to 1000	45 dBrnc0	
<u>Route Miles</u>	<u>C-Message Noise</u>												
Less than 50	35 dBrnc0												
51 to 100	37 dBrnc0												
101 to 200	40 dBrnc0												
201 to 400	43 dBrnc0												
401 to 1000	45 dBrnc0												
<p>(4) Return Loss</p> <p>The Return Loss, expressed as Echo Return Loss (ERL) and Singing Return Loss (SRL), is equal to or greater than:</p> <table data-bbox="446 1470 1015 1543"> <tbody> <tr> <td>ERL</td><td>13.0dB</td></tr> <tr> <td>SRL</td><td>6.0dB</td></tr> </tbody> </table>	ERL	13.0dB	SRL	6.0dB									
ERL	13.0dB												
SRL	6.0dB												
<p>The rate for the provision of Improved Two-Wire Voice Transmission is included as part of the basic Channel Termination rate.</p>													

### VIII. SPECIAL ACCESS SERVICE (Continued)

<p>k. Echo Control</p> <p>(a) Echo Suppression</p> <p>An arrangement provided at the customer's request to attenuate reflected speech energy on a four-wire facility. This conditioning is generally required on circuits with long propagation delay. Echo suppression is charged on a per Special Access circuit basis. Echo suppression is an obsolete service offering and is applicable only to those circuits equipped with echo suppression prior to January 1, 1987. Any service rearrangements or order activity on the circuits equipped with echo suppression may require a change to echo canceller as described in <i>VIII.D.3.k.(2)</i> following.</p>	
<p>(b) Echo Canceller</p> <p>An arrangement provided at the customer's request to cancel reflected speech energy on a four-wire facility. This conditioning is generally required on circuits with long propagation delay. Echo canceller is charged on a per Special Access circuit basis.</p>	
<p>l. Voiceband Facility Switching Arrangement</p> <p>An arrangement to provide switching between two (2) Voiceband Special Access Services. This arrangement may require a Voiceband control circuit to control the switching arrangement at an additional charge.</p>	
<p>m. Improved Termination Option</p> <p>Improved Termination provides for a fixed 600 ohm impedance, an increased range of transmission levels, and simplex reversal (when applicable) on an effective four-wire channel. This optional feature is available with most Voiceband services with a four-wire point of termination. Telephone Company equipment is required at the customer's premises where this option is ordered.</p>	
<p>The Improved Termination option will be ordered and rates and charges, as set forth in Section XXI. following, will apply on a per channel termination basis. Technical parameters and the applicable Voiceband services are specified in Technical Reference TR-TSY-000335.</p>	
<p>n. Improved Equal Level Echo Path Loss Option – ELEPL-2</p> <p>This option provides improved echo control parameters for an effective two-wire channel at a four-wire point of termination. Placement of Telephone Company equipment may be required at the customer's premises with the two-wire point of termination.</p>	
<p>The term "Equal Level Echo Path Loss" (ELEPL) represents the measure of Echo Path Loss (EPL) at a four-wire interface which is corrected by the difference between the send and receive Transmission Level Point (TLP), i.e., <math>ELEPL = EPL - TLP(\text{send}) + TLP(\text{receive})</math>. Improved ELEPL rates and charges will apply on a per channel termination basis at the rates set forth in Section 20 following. Technical parameters are specified in Technical Reference TR-TSY-000335.</p>	

## VIII. SPECIAL ACCESS SERVICE (Continued)

<b>E. <u>Program Audio Service</u></b>		
<b>1. <i>Basic Channel Description</i></b>		
A Program Audio channel is a channel with bandwidth measured in Hz for the transmission of a complex signal voltage. The actual bandwidth is a function of the channel interface selected by the customer. Only one-way transmission is provided. Program Audio channels are provided between customer designated premises or between a customer designated premises and a Telephone Company hub or hubs.		
Program Audio Special Access services are typically used in full-time and part-time applications for radio broadcasting, noncommercial educational audio, and wired music. These examples of applications are not intended to limit a customer's use of the channel nor to imply that the channel is limited to a particular use.		
Rates and charges for Special Access Program Audio Service are as set forth in Section XXI. following.		
<b>2. <i>Technical Specifications Packages and Network Channel Interfaces</i></b>		
Compatible network channel interfaces are set forth in Section XII.C. following.		
The following channel interfaces (CIs) define the bandwidths that are available for a Program Audio circuit:		
<u>CI</u>		<u>Bandwidth</u>
PG-1	Nominal frequency from	50 to 15000Hz
PG-3	Nominal frequency from	200 to 3500Hz
PG-5	Nominal frequency from	100 to 5000Hz
PG-8	Nominal frequency from	50 to 8000Hz
<b>3. <i>Optional Features and Functions</i></b>		
a.	Central Office Bridging Capability	
	Distribution Amplifier	
b.	Gain Conditioning	
	Control of 1004 Hz AML at initiation of service to 0 dB ± 0.5 dB.	
c.	Stereo	
	Provision of a pair of gain/phase equalized channels for stereo applications. (An additional Program Audio channel must be ordered separately.)	

## VIII. SPECIAL ACCESS SERVICE (Continued)

d. Zero Loss	
Conditioning of Program Audio facilities to provide zero loss at 1000 Hz test frequency. Zero loss is charged on a per Special Access Line basis.	
<b>F. <u>Video Service</u></b>	
<b>1. <i>Basic Channel Description</i></b>	
These facilities are arranged and provided for the transmission of television to be broadcast or used in connection with viewing or recording.	
The facilities are furnished for two-point transmission in one direction only of United States 525 line/60 field standard monochrome and National Television Systems Committee (NTSC) color television baseband video signals and the associated audio signals.	
Videoband Services are provided on a full-time or part-time (temporary) basis. The minimum periods are set forth in Section VI.A.4. and Section VI.C.4. preceding. The monthly rates and nonrecurring charges for full-time Videoband Service will be developed on an Individual Case Basis. The hourly rates and nonrecurring charges for temporary service are those set forth in Section XXI. following.	
There is a maximum monthly charge that may be assessed to any temporary Videoband Service as described in Section XXI. following.	
Technician Standby is a non-optional arrangement furnished in conjunction with temporary Videoband Service only. Technician Standby provides for Telephone Company monitoring of the temporary Video broadcast to ensure satisfactory transmission. The telephone company will determine the location of the video technician. At the option of the customer, additional technicians will be made available during the temporary Video broadcast; the customer will be assessed the Technician Standby charge, as set forth in Section XXI. following, for each additional technician.	
A customer may request (as an option) an active, alternate temporary Videoband transmission path for use in the event that the primary service becomes inoperative. This is referred to as a "hot standby" facility. The charge for this additional service will be the nonrecurring charges and hourly rates set forth in Section XXI. following for Temporary Videoband Facilities. Technician Standby charges are not applicable to the "hot standby" facility.	

**VIII. SPECIAL ACCESS SERVICE** (Continued)

<i>2. Technical Specifications Packages and Network Channel Interfaces</i>			
<u>Parameter</u>	<u>Package TV</u>		
	<u>C<sup>14</sup></u>	<u>1</u>	<u>2</u>
Amplitude vs Frequency Response	X		
Chrominance/Luminance Inequalities			
Gain	X	X	X
Delay	X	X	X
Chrominance/Luminance Intermodulation	X		
Chrominance Nonlinear Gain	X		
Chrominance Nonlinear Phase	X		
Crosstalk	X		X
Differential Gain	X	X	X
Dynamic Gain (pictures and sync signal)			
Field-Time Distortion	X	X	X
Gain/Frequency Distortion	X	X	X
Gain Stability	X	X	X
Insertion Gain	X	X	X
Line-Time Distortion	X	X	X
Long-Time Distortion	X	X	X
Luminance Nonlinearity	X		
Luminance Signal/CCIR			
Weighted Noise	X	X	X
Short-Time Distortion			
2 T-Pulse	X	X	X
T-Bar Ringing	X	X	X
Signal/15 kHz Flat			
Weighted Noise	X	X	X
Signal/Low Frequency Noise	X		
Stereo Gain Difference	X	X	
Stereo Phase Difference	X	X	
Total Harmonic Distortion	X	X	X
Transient Sync Signal			
Non-Linearity	X		
Video/Audio Delay Difference	X		

<sup>14</sup> The technical specifications are delineated in Technical Reference TR-NPL-000338 and associated Addendum. The desired parameters are selected by the customer from the list of available parameters.



## VIII. SPECIAL ACCESS SERVICE (Continued)

The following network channel interfaces (NCIs) define the bandwidth and the provision of the audio signal(s) associated with a Video channel:		
<u>NCI</u>	<u>Audio Bandwidth</u>	<u>Provision</u>
2TV6-1	15 kHz	1 Channel, diplexed
2TV6-2	15 kHz	2 Channels, diplexed
2TV7-1	15 kHz	1 Channel, diplexed
2TV7-2	15 kHz	2 Channels, diplexed
4TV6-5	05 kHz	1 Channel, separate
4TV6-15	15 kHz	1 Channel, separate
4TV7-5	05 kHz	1 Channel, separate
4TV7-15	15 kHz	1 Channel, separate
6TV6-5	05 kHz	2 Channels, separate
6TV6-15	15 kHz	2 Channels, separate
6TV7-5	05 kHz	2 Channels, separate
6TV7-15	15 kHz	2 Channels, separate
<b>G. <u>Digital Data Service</u></b>		
<b>1. <i>Basic Channel Description</i></b>		
A Digital Data channel is a channel for duplex four-wire transmission of synchronous serial data at the rate of 2.4, 4.8, 9.6, 19.2, 56 or 64 Kbps where facilities are available. The actual bit rate is a function of the channel interface selected by the customer. The channel provides a synchronous service with timing provided by the Telephone Company through the Telephone Company's facilities to the customer in the received bit stream. Digital Data channels are only available via Telephone Company designated hubs and are provided between customer designated premises or between a customer designated premises and a Telephone Company hub or hubs.		
The customer will provide the Channel Service Unit/Data Service Unit equipment associated with the Digital Data channel at the customer premises.		
Rates and charges for Special Access Digital Data Service are as set forth in Section XXI. following.		
<b>2. <i>Technical Specifications Packages and Network Channel Interfaces</i></b>		
The Telephone Company will provide a channel capable of meeting a monthly average performance equal to or greater than 99.875% error-free seconds (if provided through a Digital Data hub) while the channel is in service, if it is measured through CSU equivalent which is designed, manufactured, and maintained to conform with the specifications contained in Technical Reference PUB 62310.		
Compatible Channel Interfaces are set forth in Section XII.C. following.		
Voltages which are compatible with Digital Data Service are delineated in Technical Reference PUB TR-NPL-000341.		

## **VIII. SPECIAL ACCESS SERVICE** (Continued)

<p>The following network channel interfaces (NCIs) define the bit rates that are available for a Digital Data Channel:</p> <table> <tr> <th style="text-align: center;"><u>NCI</u></th><th style="text-align: center;"><u>Bit Rate</u></th></tr> <tr> <td>DU-24</td><td>2.4 Kbps</td></tr> <tr> <td>DU-48</td><td>4.8 Kbps</td></tr> <tr> <td>DU-96</td><td>9.6 Kbps</td></tr> <tr> <td>DU-19</td><td>9.2 Kbps</td></tr> <tr> <td>DU-56</td><td>6.0 Kbps</td></tr> <tr> <td>DU-64</td><td>4.0 Kbps</td></tr> </table>		<u>NCI</u>	<u>Bit Rate</u>	DU-24	2.4 Kbps	DU-48	4.8 Kbps	DU-96	9.6 Kbps	DU-19	9.2 Kbps	DU-56	6.0 Kbps	DU-64	4.0 Kbps
<u>NCI</u>	<u>Bit Rate</u>														
DU-24	2.4 Kbps														
DU-48	4.8 Kbps														
DU-96	9.6 Kbps														
DU-19	9.2 Kbps														
DU-56	6.0 Kbps														
DU-64	4.0 Kbps														
<p><b>3. <i>Optional Features and Functions</i></b></p> <p>The Optional Features and Functions described in a. following are only available where Digital Data Service is provided via a hub.</p> <p>a. Bridging</p> <p>Digital data bridging is available on an individual case basis only.</p>															
<p>b. Transfer Arrangement</p> <p>An arrangement that affords the customer an additional measure of protection and/or flexibility in the use of their access circuit(s) on a 1 x N basis. The arrangement can be utilized to transfer a leg of a Special Access Service to either a spare or working circuit that terminates in either the same or a different customer designated premises. This arrangement is only available at a Telephone Company designated hub. A key activated or dial-up control service is required to operate the transfer arrangement. A spare circuit, if required, is not included as a part of the option.</p>															
<p>c. Digital Data Carrier Multiplexer</p> <p>An arrangement that multiplexed a single DS1 1.544 Mbps digital circuit to twenty-three (23) DSO digital ports for connection to either a subrate data multiplexer as described in d. following or 56 Kbps digital circuits.</p>															
<p>d. Digital Data Subrate Multiplexer</p> <p>Used with cascading multiplexing, the Digital Data Subrate Multiplexer is an arrangement that multiplexes the following quantities of subrate digital data circuits into a single DSO digital port: a.) twenty (20) 2.4 Kbps, b.) ten (10) 4.8 Kbps or c.) five (5) 9.6 Kbps. In turn, the DSO digital port is then multiplexed to a single DS1 digital circuit using the Digital Data Carrier Multiplexer described in c. preceding.</p>															

## VIII. SPECIAL ACCESS SERVICE (Continued)

e. Digital Data Service Secondary Channel	
Secondary Channel is an optional feature associated with a primary Digital Data Service channel(s). This offering will be provided with the new installation of Digital Data Service only, and must be ordered at the same time the primary channel(s) is ordered.	
Secondary Channel describes a second, totally independent, lower speed channel operating in parallel with the primary channel of a Digital Data Access Service circuit.	
The types of secondary channels offered to provide for the simultaneous, independent two-way transmission of digital signals between two (2) or more customer premises each having Secondary Channels are as follows:	
Secondary Channel furnished for digital transmission at a synchronous rate of 133 bps, operating in parallel with a primary 2.4 kbps (DA1) channel (per station).	
Secondary Channel furnished for digital transmission at a synchronous rate of 266 bps, operating in parallel with a primary 4.8 kbps (DA2) channel (per station).	
Secondary Channel furnished for digital transmission at a synchronous rate of 533 bps, operating in parallel with a primary 9.6 kbps (DA3) channel (per station).	
Secondary Channel furnished for digital transmission at a synchronous rate of 2,666 bps, operating in parallel with a primary 56 kbps (DA4) channel (per station).	
<b>H. <u>High Capacity Service</u></b>	
<b>1. <i>Basic Channel Description</i></b>	
A High Capacity circuit is a circuit for the transmission of nominal 64.0 kbps <sup>15</sup> 1.544 Mbps, or higher rate synchronous serial data. The actual bit rate is a function of the channel interface selected by the customer. High Capacity circuits are provided between customer designated premises or between a customer Designated premises and a Telephone Company hub. High Capacity DS1 and DS3 services may also be connected to customer transmission equipment and facilities where the customer is provided EIS as defined in Section XVII..	

---

<sup>15</sup> Available only as a circuit of a 1.544 Mbps facility to a Telephone Company Digital Data hub or as a cross connect of two 2.4, 4.8, 9.6, 56.0 or 64.0 kbps circuits of two 1.544 Mbps facilities to a Digital Data hub(s). The customer must provide system and channel assignment data.

## VIII. SPECIAL ACCESS SERVICE (Continued)

<p>The customer may provide the Network Channel Terminating Equipment associated with the High Capacity circuit at the customer's premises. The interim program for interconnection of such equipment is set forth in Technical Reference PUB AS No. 1.</p>				
<u>Level</u>	<u>Bit Rate</u>	<u>Equiv DS-3s</u>	<u>Equiv DS-1S</u>	<u>Equiv DS0s</u>
DS0	64 kpbs--	--	--	1
DS-1	1.544 mbps	--	1	24
DS-3	44.736 mbps	1	28	672
OC-3	155.520 mbps	3	84	2,016
OC-3c <sup>16</sup>	155.520 mbps	--	--	1
<p>Rates and charges for Special Access High Capacity Service are set forth in Section XXI. following.</p>				
<p><b>2. Technical Specifications Packages and Network Channel Interfaces</b></p> <p>A channel with technical specifications package HC1 will be capable of an error-free second performance of 98.75% over a continuous twenty-four (24) hour period as measured at the 1.544 and 44.736 Mbps rate through a CSU equivalent which is designated, manufactured, and maintained to conform with specifications contained in Technical Reference PUB 62411.</p>				
<p><b>3. Channel Interfaces</b></p> <p>Compatible channel interfaces are set forth in Section XII.C. following.</p>				
<p><b>4. Optional Features and Functions</b></p> <p>a. Automatic Loop Transfer</p> <p>The Automatic Loop Transfer provides protection on a 1 x N basis against failure of the facilities between a customer designated premises and the wire center serving that premises. Protection is furnished through the use of a switching arrangement that automatically switches to a spare channel line when a working line fails. The spare channel is not included as a part of the option. This option requires compatible equipment at both the serving wire center and the customer designated premises. The customer is responsible for providing the equipment at its designated premises.</p>				

---

<sup>16</sup> OC-3c is a means of transporting large bandwidths as a "single entity," as opposed to being treated as separate bits, bytes or time slots. The data is accepted from a customer, optically transported and ultimately delivered as a solid stream of bandwidth. No multiplexing is available for this type of service.

**VIII. SPECIAL ACCESS SERVICE** (Continued)

b. OC-3 to DS-3 Multiplexing	
An arrangement that converts a 155.520 Mbps channel to 3 DS-3 channels using digital time division multiplexing.	
c. OC-3 to DS-1 Multiplexing	
An arrangement that converts a 155.520 Mbps channel to 84 DS-1 channels using digital time division multiplexing.	
d. DS3 to DS1 Multiplexing	
An arrangement that converts a 44.736 Mbps channel to 28 DS1 channels using digital time division multiplexing.	
e. DS1 to Voice Multiplexing	
An arrangement that converts a 1.544 Mbps channel to 24 channels for use with Voice Grade Services. A channel(s) of this DS1 to the Hub can also be used for a Digital Data Service.	
f. DS1 to DS0 Multiplexing	
An arrangement that converts a 1.544 Mbps channel to 23 64.0 Kbps channels utilizing digital time division multiplexing.	
g. DS0 to Subrate Multiplexing	
Where facilities are available, the telephone company will provide an arrangement that converts a 64.0 Kbps channel to subspeeds of up to twenty (20) 2.4 Kbps, ten (10) 4.8 Kbps, or five (5) 9.6 Kbps channels using digital time division multiplexing.	
h. Transfer Arrangement	
An arrangement that affords the customer an additional measure of flexibility in the use of their access circuit(s). The arrangement can be utilized to transfer a leg of a Special Access Service to either a spare or working circuit that terminates in either the same or a different customer designated premises. A key activated or dial-up control service is required to operate the transfer arrangement. A spare circuit, if required, is not included as part of the option.	

## **VIII. SPECIAL ACCESS SERVICE** (Continued)

<p>i. Clear Channel Capability (CCC)</p> <p>CCC provides a Bipolar with Eight Zero Substitution (B8ZS) encoding technique that allows a customer to transport 1.536 Mbps information rate signals over a 1.544 Mbps High Capacity Channel with no restraint on the quantity or sequence of one (1) (mark) and zero (0) (space) bits. This arrangement allows customers to derive 64 kbps clear channels. This service is provided only on 1.544 Mbps High Capacity Channels between two (2) customer designated premises and is subject to availability of facilities. This arrangement requires the customer-provided multiplexing equipment to be compatible with the B8ZS line code as specified in Technical Reference TR-NPL-000054 and Technical Reference PUB TR-NPL-000342.</p>	
<p>j. Automatic Protection Switch</p> <p>Consists of special switching equipment placed at both ends of a duplicate DS1 facility (i.e., DS1, High Capacity Circuit) for automatic switching to the duplicate (standby) facility in the event the active facility is inoperative.</p>	
<p>Duplicate facilities may terminate at a serving wire center, a CDP or both. The option provided under this tariff only includes the APS(s) located at a serving wire center(s). When the duplicate facility terminates at a CDP, the customer will be responsible for providing the associated APS and ensuring it is compatible with the Telephone Company provided switch if appropriate.</p>	
<p>The duplicate facilities are not a part of this supplemental feature.</p>	
<p>k. DS3 Multiplexer Cross Connect Arrangement</p> <p>For DS3 multiplexed services, the DS3 Multiplexer Cross Connect arrangement allows a customer to cross connect digital DS1 channels from one multiplexer to another multiplexer. The rate as specified in Section XXI. will apply per cross connect arrangement. If the DS3 multiplexed services are located in different hub wire centers, DS1 special transport will apply in addition to the DS1 cross connect charge. The customer must provide the channel assignments (CFA and SCFA) for both multiplexed services on the ASR. When a customer chooses to order the cross connect arrangement, the Initial Ordering Charge - Special Access will apply.</p>	
<p><b>I. <u>Metallic Services</u></b></p> <p><b>1. <i>Basic Circuit Description</i></b></p> <p>A Metallic circuit is an unconditioned two-wire circuit capable of transmitting low speed varying signals at rates up to 30 baud and direct current. Metallic circuits are provided between customer designated premises or between a customer designated premises and a Telephone Company hub where bridging functions are performed. Interoffice metallic facilities will be limited in length to a total of five (5) miles per circuit.</p>	

## VIII. SPECIAL ACCESS SERVICE (Continued)

Metallic Special Access services are typically used for applications such as alarm, pilot wire protective relaying, and dc tripping protective relaying. These examples of applications are not intended to limit a customer's use of the channel nor to imply that the channel is limited to a particular use.					
2. <i>Technical Specifications Packages</i>					
<u>Parameter</u>	<u>C</u>	<u>Package MT -</u>			
		<u>1</u>	<u>2</u>	<u>3</u>	
DC Resistance					
Between Conductors	X	X	X		
Loop Resistance	X			X	
Shunt Capacitance	X			X	
The technical specifications are delineated in Technical Publication TR-NPL-000336.					
3. <i>Channel Interfaces</i>					
Compatible channel interfaces are set forth in Section <i>XII.C.</i> following.					
4. <i>Optional Features and Functions</i>					
a. Central Office Bridging Capability					
(1) Three (3) Premises Bridging – Provision of tip-to-tip and ring-to-ring connection in a central office of a metallic pair to a third customer premises.					
(2) Series Bridging of up to twenty-six (26) customer premises.					
The following table shows the technical specifications packages with which the optional features and functions are available.					
		<u>Available with Technical</u>			
		<u>Specifications Package MT -</u>			
		<u>C</u>	<u>1</u>	<u>2</u>	<u>3</u>
Three (3) Premises Bridging		X	X		X
Series Bridging		X		X	
J. <u>Individual Case Filings</u>					
Certain services set forth in Special Access Service, Section <i>VIII.</i> are provided on an Individual Case Basis. Services provided on an Individual Case Basis are set forth in Section <i>XXI.</i> following.					

## VIII. SPECIAL ACCESS SERVICE (Continued)

<b>K. <u>Internet Digital Access Service (IDAS)</u></b>	
<b>1. <i>General</i></b>	
<p>Internet Digital Access Service (IDAS) is the Telephone Company's Digital Channel Service offering which is a wholesale business offering to provide one-way digital service for Internet Service providers (ISPs). Subject to the terms and conditions set forth herein, the service provides for the establishment of a circuit between the telephone company's serving wire center and a designated ISP premises location. IDAS allows for the termination of end-user-originated switched network calls over a high capacity digital facility terminating to an ISP. The service transmits and receives digital signals between the serving wire center and digital switching equipment located at the ISP's premises or the ISP's designated interface point. Each IDAS service enables ISPs to channel up to 24 voice grade DS0's on a single transport facility. IDAS is comprised of two (2) independent services: Internet Digital Access Port (IDAP), which provides a port in the central office switch, and Internet Digital Access Transport (IDAT), which provides a port and a transport facility connecting the serving wire center and the ISP's premises or designated location. An ISP would order one (1) of these services, but not both.</p>	
<p>IDAS is designed to be used by customers with functionality similar to an ISP. All calls carried by the IDAS circuit must be from individual telephone customers in the network at large directed one-way into the ISP's serving wire center (SWC) (or routed to a SWC designated by the Company) and thence by IDAS service to the ISP's designated premises location.</p>	
<p>An ISP may order IDAS from a serving wire center other than his designated serving wire center. Rates for IDAS FX service apply in addition to the IDAP or IDAT rates, as shown in Sections XXI.A.11., XXI.B.11., and XXI.D.11., following.</p>	
<b>2. <i>Terms and Conditions</i></b>	
<b>a. <i>Availability of Service</i></b>	
<p>IDAS is subject to the availability of facilities and is only offered where technically feasible.</p>	
<b>b. <i>Use of Service</i></b>	
<p>IDAS is intended to fulfill the need of ISPs for fast, efficient one-way connection of calls to the ISP's facilities.</p>	
<p>The IDAS customer's equipment must conform to industry standards and connection provisions as specified in "Reference to Technical Publications."</p>	
<b>c. <i>Service Provision Location</i></b>	
<p>IDAS may be provided from the ISP's central office (serving wire center or SWC), subject to the availability of facilities or from a designated central office (SWC).</p>	
<p>Internet Digital Access Transport (IDAT) includes Internet Digital Access Port (IDAP) as well as transport facilities to reach the IDAS customer's location external to the SWC. IDAP is a port charge only and includes no transport.</p>	



**VIII. SPECIAL ACCESS SERVICE** (Continued)

<p>Expanded interconnection (collocation) is not part of the IDAS offering and, if required, must be obtained separately from Section XVII. and XXI. of this Tariff.</p>	
<p>d. End Office Designation Change</p> <p>An ISP requested change in the end office designation used to provide IDAS will be considered a disconnection of existing service and a connection of new service.</p>	
<p>e. Minimum Block of Service Offerings</p> <p>IDAS will be provided in increments of whole digital IDAS facilities (T-1 equivalents), each of which is the equivalent of 24 DS0 Circuits. No partial IDAS services will be offered. Four (4) or more digital facilities must be subscribed to whether or not all lines/circuits are to be used within any one digital facility.</p>	
<p>f. ISP Provided Equipment</p> <p>The ISP is responsible for the installation, operation and maintenance of any and all ISP provided equipment, including terminal equipment and software. The equipment must be compatible with the Company's equipment and facilities. The equipment must conform to industry standards and specifications.</p>	
<p>g. Telephone Numbers Associated with Each Transport Facility</p> <p>Each IDAS Transport Facility (T-1 equivalent) comes equipped with one (1) local telephone number.</p>	
<p><b>3. Rate Regulations</b></p> <p>a. General Provisions</p> <p>Monthly rates and nonrecurring charges apply as specified in Section XXI. of this Tariff. Optional Term Payment Plans are available for IDAS (TPP-IDAS). See Paragraph VIII.K.3.d. for provisions. At the expiration of a TPP-IDAS period, the Company will automatically renew the service at the same TPP-IDAS terms and rates, unless the ISP notifies the Company and chooses to convert to a different period, convert to month-to-month rates or discontinue service. At least thirty (30) days' notice must be given before any of these can take effect.</p>	
<p>b. Nonrecurring Charges</p> <p>Nonrecurring charges are the same with or without a TPP-IDAS. Nonrecurring charges are not applicable when service is renewed for an additional term or renewed with a month-to-month payment plan.</p>	

**VIII. SPECIAL ACCESS SERVICE** (Continued)

<p>c. Minimum Subscriber Period</p> <p>The minimum subscriber service period for digital ports and for digital transport facilities is one (1) month. In the case of termination of the ISP's service, the charge for IDAS is based on the date of termination of the ISP's service, but the minimum charge is the established rate for one (1) month. If a TPP-IDAS was selected, then the termination liability identified in Paragraph VIII.K.3.e. applies.</p>	
<p>d. Term Payment Plans for Internet Digital Access Service (TPP-IDAS)</p> <p>Optional Term Payment Plans are available for IDAS (TPP-IDAS). If the ISP subscribes to a TPP-IDAS, then reduced monthly charges apply as shown in Section XXI.. When the ISP orders service from a TPP-IDAS, the ISP must designate to the Telephone Company the commitment and term desired.</p>	
<p>e. ISP-Initiated Disconnection of Service – Term Payment Plans of IDAS (TPP-IDAS)</p> <p>In the event that IDAS service under one of the Company's Term Payment Plans for IDAS (TPP-IDAS) is disconnected at the ISP's request prior to completion of the ISP-selected payment period, the ISP will be required to pay a termination liability charge. This charge will be equal to the greater of: a.) the difference between the month-to-month charge for the time period the service was used and the term plan selected by the ISP for the same period or b.) seventy percent (70%) of the term payments for the remaining time left in the ISP's Term Plan. The ISP-designated payment period and commitment period may not be reduced, unless the ISP selects another Term Payment Plan to complete the term of service obligation.</p>	

## **IX. SPECIAL FEDERAL GOVERNMENT ACCESS SERVICES**

<b>A. <u>General</u></b>	
<p>This section covers Access Services that are provided to a customer for use only by agencies or branches of the Federal Government and other users authorized by the Federal Government. Services provided to state emergency operations centers are included. These services provide for command and control communications, including communications for national security, emergency preparedness and presidential requirements. They are required to assure continuity of Government in emergency and crisis situations and to provide for national security. In addition, this section covers the Telecommunications Service Priority (TSP) System service and procedures as set forth in IX.H. since it is administered by the Federal Government.</p>	
<p>Services for command and control communications and for national security and emergency preparedness may sometimes be provided under non-emergency conditions for a short duration to determine network assurance. However, the Telephone Company reserves the right to limit or to decline participation in these non-emergency condition requests for service.</p>	
<b>B. <u>Emergency Conditions</u></b>	
<p>These services will be provided on the date requested or as soon as possible thereafter when the emergency falls into one (1) of the following categories:</p> <ol style="list-style-type: none"><li>1. State of crisis declared by the National Command Authorities (includes commitments made to the National Communications System in the "National Plan for Emergencies and Major Disasters").</li></ol>	
<ol style="list-style-type: none"><li>2. Efforts to protect endangered U.S. personnel or property both in the U.S. and abroad. (Includes space vehicle recovery and protection efforts.)</li></ol>	
<ol style="list-style-type: none"><li>3. Communications requirements resulting from hostile action, a major disaster or a major civil disturbance.</li></ol>	
<ol style="list-style-type: none"><li>4. The director (Cabinet level) of a Federal department, Commander of a Unified/Specified Command, or head of a military department has certified that a communications requirement is so critical to the protection of life and property or to the National Defense that it must be processed immediately.</li></ol>	
<ol style="list-style-type: none"><li>5. Political unrest in foreign countries which affect the national interest.</li></ol>	
<ol style="list-style-type: none"><li>6. Presidential service.</li></ol>	
<b>C. <u>Intervals to Provide Service</u></b>	
<p>Services provided under the provisions of this section of the tariff are provided on an individual case basis. Therefore, orders for such service shall be placed under the Negotiated Interval provisions set forth in Section VI.A.2. preceding.</p>	

**IX. SPECIAL FEDERAL GOVERNMENT ACCESS SERVICES**  
(Continued)

<p><b>D. <u>Safeguarding of Service</u></b></p> <p>Facility Availability:</p> <p>In order to insure communications during periods of emergency, the Telephone Company will, within the limits of good management, make available the necessary facilities to restore service in the event of damage or to provide temporary emergency service as set forth in <i>IX.H.</i> following.</p>	
<p>In order to meet the requirements of agencies or branches of the Federal Government, the Telephone Company may utilize government-owned facilities, when necessary to provide service.</p>	
<p><b>E. <u>Federal Government Regulations</u></b></p> <p>In accordance with Federal Government Regulations, all service provided to the Federal Government will be billed in arrears. However, this provision does not apply to other customers that obtain services under the provisions of this tariff to provide their services to the Federal Government.</p>	
<p><b>F. <u>Milage Applications</u></b></p> <p>Mileage, when used for rate application between two (2) customer designated premises, shall be determined by the V and H Coordinates Method as set forth in NATIONAL EXCHANGE CARRIER ASSOCIATION, INC., TARIFF FCC NO. 4 for WIRE CENTER INFORMATION (V and H coordinates).</p>	
<p><b>G. <u>Move Charges</u></b></p> <p>When service without a termination charge associated with it, is moved to a different building, the nonrecurring charge applies; when moved to a new location in the same building, a charge of one-half (1/2) the nonrecurring charge applies.</p>	
<p>When service with a termination charge associated with it is moved and is reinstalled at a new location, the customer may elect:</p> <ul style="list-style-type: none"><li>- to pay the unexpired portion of the termination charge for the service, if any, with the application of nonrecurring charge and the establishment of a new termination charge for such service at the new location, or</li></ul>	
<ul style="list-style-type: none"><li>- to continue service subject to the unexpired portion of the termination charge, if any, and pay the estimated costs of moving such service, provided that the customer requests these charges be quoted prior to ordering the service move. Charges for moving such service will be based on estimated costs attributable to the move.</li></ul>	
<p>Move charges include the estimated costs of removal, of services or facilities necessitated by the move, transportation, storage, reinstallation, engineering, labor, supervision, materials, administration, and any other specific items of cost directly attributable to the move.</p>	

## IX. SPECIAL FEDERAL GOVERNMENT ACCESS SERVICES

(Continued)

### H. Service Offerings to the Federal Government

The following unique services are provided to a customer for use only by agencies or branches of the Federal Government, other authorized users and state emergency operations centers. The rates and charges for services shall be developed on an individual case basis and shall be consistent with the rates and charges for services offered in other sections of this tariff.

Type and Description:

#### 1. *Voice Grade Special Access Services*

##### (a) Voice Grade Secure Communications Type I

Approximate bandwidth of 10-50,000 Hertz. Furnished for two-point secure communications on two-wire or four-wire metallic facilities between two (2) customer premises. Services are conditioned as follows:

T-3 Conditioning - The absolute loss (referenced to one (1) milliwatt) with respect to frequency shall not exceed:

15 dB at 10 Hz  
13 dB at 100 Hz  
09 dB at 1,000 Hz  
20 dB 10,000 Hz  
30 dB 50,000 Hz

Additional conditioning (available in one (1) or two (2) directions on four-wire facilities only) to provide the following characteristics:

The absolute loss (referenced to one (1) milliwatt) with respect to frequency shall not exceed:

0 dB at 1,000 Hz  
+ 1 dB between 1,000 Hz and 40,000 Hz  
+ 2 dB between 10 Hz and 50,000 Hz  
(+ means more loss)

The net loss of the conditioned service (with or without additional conditioning) shall not vary by more than four (4) dB at 1,000 Hz from the levels specified above.

Voice frequency signaling or supervisory tones can be transmitted.

**IX. SPECIAL FEDERAL GOVERNMENT ACCESS SERVICES**  
(Continued)

<p>(b) Voice Grade Secure Communications Type II</p> <p>Approximate bandwidth 10-50,000 Hz. Furnished on four-wire metallic facilities for duplex operation for two-point secure communications between an IC premises on an end user's premises and an end user's premises. Services are conditioned as follows:</p> <p>G-1 Conditioning - The absolute loss with respect to frequency and the net loss variation shall be the same as Voice Grade Secure Communications Type I services without additional conditioning. Voice frequency signaling or supervisory tones can be transmitted.</p>	
<p>(c) Voice Grade Secure Communications Type III</p> <p>Approximate bandwidth 10-50,000 Hz. Furnished on four-wire metallic facilities for duplex operation for two-point secure communications between a customer premises switch and a customer's premises. Services are conditioned as follows:</p> <p>G-2 conditioning - The absolute loss with respect to frequency and the net loss variation from the switch to an end user's premises shall be the same as Voice Grade Secure Communications Type I services without additional conditioning: from an end user's premises to the switch shall be the same as Voice Grade Secure Communications Type I services with additional conditioning. Voice frequency signaling or supervisory tones can be transmitted.</p>	
<p>(d) Voice Grade Secure Communications Type IV</p> <p>Approximate bandwidth 10-50,000 Hz. Furnished on four-wire metallic facilities for duplex operation for two-point secure communications between two (2) customer premises switches. Services are conditioned as follows:</p> <p>G-3 conditioning - The absolute loss with respect to frequency and the net loss variation shall be the same in both directions of the transmission as Voice Grade Secure Communications Type I services with additional conditioning. Voice frequency signaling or supervisory tones can be transmitted.</p>	
<p><b>2. Wideband Data Special Access Services</b></p> <p>Service arrangements for secured communications to accommodate the transmission of binary digital baseband signals in a random polar format.</p> <p>(a) Wideband Secure Communications Type I</p> <p>For transmission at the rate of 18,750 bits per second.</p>	
<p>(b) Wideband Secure Communications Type II</p> <p>For transmission at the rate of 50,000 bits per second.</p>	

## IX. SPECIAL FEDERAL GOVERNMENT ACCESS SERVICES

(Continued)

<p>(c) Wideband Secure Communications Type III</p> <p>To accommodate the transmission of restored polar two-level facsimile signals with a minimum of signal element width of twenty (20) microseconds at a rate of 50,000 bits per second.</p>	
<p>To accommodate the transmission of binary digital baseband signals in a random polar format at the rate of 50,000 bits per second.</p>	
<p><b>3. <i>Special Routing Access Service</i></b></p> <p>Special Routing Access Service is a specialized service for use by carriers authorized to provide their service for an agency or branch of the Federal Government. This service provides the customer's end users the ability to originate and terminate calls to or from the customer's premises.</p>	
<p>This service is an optional service which operates in conjunction with Trunk Side Premium Access Service furnished under other provisions of this tariff.</p>	
<p>The Telephone Company will manually record Special Routing Access Service Active Mode Trunk Usage and will bill the customer in accordance with these records. The hours for each trunk ordered will be summed and then rounded to the nearest half (1/2) hour, except that when the initial activation total is less than one (1) hour, one (1) hour will be used to determine the charge.</p>	
<p><b>4. <i>Telecommunications Service Priority (TSP) System</i></b></p> <p>(a) Priority installation and/or restoration of National Security Emergency Preparedness (NSEP) telecommunications services shall be provided in accordance with Part 64.401, Appendix A, of the Federal Communications Commission's (FCC's) Rules and Regulations. In addition, TSP System service shall be provided in accordance with the guidelines set forth in "Telecommunications Service Priority (TSP) System for National Security Emergency Preparedness (NSEP) Service Vendor Handbook" (NCSH 3-1-2) dated July 9, 1990, and "Telecommunications Service Priority (TSP) System for National Security Emergency Preparedness (NSEP) Service User Manual" (NCSM 3-1-1).</p>	
<p>The TSP System is a service, developed to meet the requirements of the Federal Government, as specified in the Service Vendor's Handbook and Service User's Manual which provides the regulatory, administrative and operational framework for the priority installation and/or restoration of NSEP telecommunications services. These include both Switched and Special Access Services. The TSP System applies only to NSEP telecommunications services and requires and authorizes priority action by the Telephone Company providing such services.</p>	
<p>(b) The TSP System's applicability is limited to Access Services which the Telephone Company can discreetly identify for priority provisioning and/or restoration.</p>	

## **IX. SPECIAL FEDERAL GOVERNMENT ACCESS SERVICES**

(Continued)

(c) Some of the elements required for the TSP System are included in other sections of this tariff as general service offerings. They have been referenced in this section to reflect the complete TSP System with appropriate references to those other sections of the tariff for regulations, rates and charges.	
(d) The customer for TSP System Service also must be the same customer for the Access Service with which it is associated.	
(e) Under certain conditions it may be necessary to interrupt one (1) or more customer services with a lower or no restoration priority in order to install or restore NSEP telecommunications service(s) of a higher priority. If such interruption is necessary, and if circumstances permit, the Telephone Company will make reasonable effort to notify the interrupted service customer of the action to be taken. Credit allowance for such service interruption shall be made in accordance with the provisions set forth in Section III.D.3..	
(f) The customer, in obtaining TSP System service, acknowledges and consents to the provision of certain customer service record information by the Telephone Company to the Federal Government, as specified in the TSP Service Vendor Handbook, in order for the Government to maintain and administer its overall TSP System. This customer service record information will include only TSP Authorization Code and Telephone Company Circuit/Service ID.	
(g) When priority Restoration Maintenance and Administration, as defined in the TSP Service Vendor Handbook, is discontinued (Revocation of Assigned Restoration Priority), and the associated Access Service is continued in service, the charge specified in Section XXI. will not apply for such a discontinuance.	
(h) Credit allowance for service interruption for Priority Restoration Maintenance and Administration shall be the same as for the Access Service with which it is associated as set forth in Section III.D.3. preceding.	
(i) Certain activities performed by the Telephone Company in association with the TSP System are as follows:  (1) Priority Installation Invocation includes System Development, Verification, Confirmation and Preemption.	
(2) Priority Restoration Level Implementation includes System Development, Verification and Confirmation.	
(3) Priority Restoration Level Change includes Verification and Confirmation.	
(4) Priority Restoration Maintenance and Administration includes Reconciliation and Preemption.	



## IX. SPECIAL FEDERAL GOVERNMENT ACCESS SERVICES

(Continued)

(j) The customer, in obtaining a Priority Restoration, recognizes that quoting charges and obtaining permission to proceed with the installation or restoration of certain access services will cause unnecessary delays. In subscribing to Priority Restoration service the customer recognizes this condition and grants the Telephone Company the right to quote charges after the restoration has been completed.	
<p><b>5. Government Emergency Telecommunications Service (GETS)</b></p> <p><b>a. General Description</b></p> <p>Government Emergency Telecommunications Service (GETS) provides authorized federal government end users with a nationwide security and emergency preparedness (NS/EP) switched voice and data communications service utilizing the public switched telephone network (PSTN), through the activation of a special code(s) in the Telephone Company's end office and tandem office switching systems, as requested by the Federal Government or its authorized agent. This service provides enhanced call routing and processing to authorized end users of the federal government with enhanced call completion during natural and man-made disasters, using the survivable PSTN resources, and the reserved 710 Numbering Plan Area (NPA) code. Calls will use High Probability of Completion (HPC). GETS facilities are designed to be used only for authorized government emergency telecommunications and for testing of the federal government emergency telecommunications systems. GETS facilities may not be used for non-GETS services or by unauthorized end users.</p>	
<p>GETS operates in conjunction with Switched Access Services provided under other provisions of this tariff. GETS charges will have a PIU of one hundred percent (100%). The credit allowance for interruption for GETS features is the same as for the Access Service with which it is associated as set forth in General Regulations section <i>III.D.3.</i></p>	
<p><b>b. GETS Equipped End Offices and Access Tandems</b></p> <p>GETS equipped end offices and access tandems of the Telephone Company are as follows:</p> <p>AGCS GTD5 – End Office AGCS GTD5 – Access Tandem Lucent 5ESS – End Office Lucent 5ESS - Access Tandem Nortel DMS100 - End Office Nortel DMS200 - Access Tandem Nortel DMS500 - End Office</p>	
<p><b>c. Ordering of GETs Services</b></p> <p>GETS services must be ordered by Common Language Location Identifier (CLLI) code for each end office or access tandem.</p>	

**IX. SPECIAL FEDERAL GOVERNMENT ACCESS SERVICES**  
(Continued)

d. Concurring Carriers	
A list of companies that concur in this tariff can be found in the section titled "Concurring Carriers".	
e. Application of Rates and Charges for the Replacement and Addition of Switches	
The application of rate and charges for the replacement and addition of switches (end offices or access tandems) will be as follows:	
(1) This tariff does not contemplate the following and will require a new Request For Pricing (RFP) proposal from the Federal Government:	
(a) The addition or replacement of GETS equipped or non-GETS equipped switches with GETS equipped switches shipped after December 31, 2007.	
(b) The addition or replacement of GETS equipped switches with non-GETS equipped switched.	
(2) The addition or replacement of a GETS equipped or non-GETS equipped switch with a GETS equipped switch, which is shipped prior to December 31, 2007, will be subject to non-recurring charges for activation of GETS HPC as set forth in Rates and Charges for GETS HPC Features. Monthly Rates would also be applicable.	
f. GETs Features	
(1) High Probability of Completion (HPC)	
High Probability of Completion is a set of enhanced features, available for GETS in suitably equipped offices, which improves the probability of the completion of GETS traffic via the PSTN during times of national emergencies or disaster, when the PSTN is congested due to heavy traffic or damage to the network. HPC provides the capability to set a special indicator, based on a specific three (3), six (6), or twelve (12) digit dialed number string, specified by the federal government, that is carried through the network via SS7 signaling and will indicate that the call is a GETS call. Typically, the digit string of 710 will be used to set the HPC indicator.	
The HPC feature set also provides the capability to queue calls marked with the HPC indicator on outgoing trunk groups and to exempt them from certain restrictive Network Management Controls.	
HPC will be subject to a nonrecurring Service Preparation Charge for activating the feature, nonrecurring charges for activating each end office or access tandem, and monthly recurring charges for each end office or access tandem equipped with the HPC feature.	
Rates for HPC are set forth in section XXI.	

**IX. SPECIAL FEDERAL GOVERNMENT ACCESS SERVICES**  
(Continued)

(2) Monthly Reports available with GETS	
GETS AMA Data Report – The GETS AMA Data Report provides the call data when the called party is the GETS designated number.	
GETS Operational Measurements (OMS) Report – The GETS OMS Report provides the detail associated with GETS HPC usage. The GETS OMS Report provides data based on Bellcore specifications (GR-CORE-2391 HPC requirements).	
These reports are subject to a nonrecurring Service Preparation Charge; a nonrecurring Office Activation Charge for end office or access tandem activated for the reports; a nonrecurring Report Modification Charge per hour of programmer time to modify the reports; and a monthly Report Distribution Charge per end office or access tandem for the production and distribution of the reports.	
Rates for GETS Reports are set forth in section XXI.	

## X. ADDITIONAL ENGINEERING, ADDITIONAL LABOR AND MISCELLANEOUS SERVICES

<p><b>A. <u>Additional Engineering</u></b></p> <p>Additional Engineering will be provided by the Telephone Company at the request of the customer or when the Telephone Company determines that Additional Engineering is necessary to accommodate a customer's request.</p>	
<p>1. Additional Engineering is provided when:</p> <p>a. A customer requests additional technical information beyond that normally included by the Telephone Company on the Design Layout Report (DLR) as set forth in Section VII.E.7. and Section VIII.A.8.</p>	
<p>b. Additional engineering time is incurred by the Telephone Company to engineer a customer's specific written request for a customized service or additional engineering activities which are not normally performed in the provision of services under this tariff.</p>	
<p>The Telephone Company will notify the customer that Additional Engineering charges, as set forth in X.A.1. following, will apply before any additional engineering is undertaken. When it is required, the customer will be so notified and will be furnished with a written statement setting forth the justification for the Additional Engineering as well as an estimate of the charges. If the customer agrees to the Additional Engineering, a firm order will be established. If the customer does not want the service or facilities after being notified that Additional Engineering of the Telephone Company facilities is required, the order will be withdrawn and no charges will apply. Once a firm order has been established, the total charge to the customer for the Additional Engineering may not exceed the estimated amount by more than ten percent (10%).</p>	
<p><b>2. <i>Charges for Additional Engineering</i></b></p> <p>The charges for additional engineering are show as in Section XXI.</p>	
<p><b>B. <u>Additional Labor</u></b></p> <p>Additional labor is that labor requested by the customer on a given service and agreed to by the Telephone Company. The Telephone Company will notify the customer that additional labor charges will apply before any additional labor is undertaken. Additional labor charges apply to the services described in X.B.1. through X.B.6. Charges for additional labor will apply per order submitted.</p>	
<p>Normally scheduled working hours are an employee's scheduled work period on any given business day which totals eight (8) hours.</p> <p>1. <b><i>Overtime Installation</i></b></p> <p>Overtime installation is that Telephone Company installation effort outside of normally scheduled working hours.</p>	

**X. ADDITIONAL ENGINEERING, ADDITIONAL LABOR AND  
MISCELLANEOUS SERVICES** (Continued)

<p><b>2. Overtime Repair</b></p> <p>Overtime repair is that Telephone Company maintenance effort performed outside of normally scheduled working hours, but on a normally scheduled workday. Premium time is Telephone Company installation or maintenance effort outside a normally scheduled workday.</p>	
<p><b>3. Stand By</b></p> <p>Stand by includes all time in excess of one-half (1/2) hour during which Telephone Company personnel stand by to make installation acceptance tests or cooperative tests with a customer.</p>	
<p><b>4. Testing and Maintenance with Other Telephone Companies</b></p> <p>Additional labor charges apply for additional testing, maintenance or repair of facilities which connect to facilities of other telephone companies. This is in addition to the normal effort required to test, maintain or repair facilities provided solely by the Telephone Company.</p>	
<p><b>5. Testing Services</b></p> <p>Testing services other than those described in other parts of this tariff will be provided at the hourly rates described if requested by the customer. Testing will be provided subject to the availability of equipment and qualified personnel.</p>	
<p><b>6. Other Labor</b></p> <p>Other labor is that additional labor incurred to accommodate a specific customer request that involves labor which is not covered by any other section of this tariff. It also covers additional labor necessary to meet customer requests as described in Section VI.B.6..</p>	
<p><b>7. NID Replacement</b></p> <p>The Telephone Company terminates its facilities at customers' premises in a Network Interface Device, or NID. The NIDs used by the Telephone Company are industry standard equipment at the time they are installed. When a customer requests that the Telephone Company replace a NID with a newer model to enable the use of an interstate service, the Telephone Company will charge a NID Replacement Charge.</p>	
<p>The NID Replacement Charge includes the labor and equipment needed to replace a simple NID capable of connecting one or two pairs of copper facilities to the Telephone Company's network. If the customer desires to replace a NID that connects more than two (2) pairs of copper to the network, the Telephone Company will charge a NID Replacement Charge for each two (2) lines of the NID's capacity. If the customer requests a specialized installation or NID replacement outside normally scheduled working hours, appropriate labor charges described in Section X.B.1. through X.B.6. will also apply.</p>	

## X. ADDITIONAL ENGINEERING, ADDITIONAL LABOR AND MISCELLANEOUS SERVICES (Continued)

<p><b>8. Charges for Additional Labor</b></p> <p>The charges for additional labor are shown Section XXI..</p>			
<p><b>C. <u>Miscellaneous Services</u></b></p> <p><b>1. <i>Maintenance of Service</i></b></p> <p>a. The customer will be responsible for reporting troubles sectionalized to Telephone Company facilities and/or equipment. When trouble cannot be clearly sectionalized to the Telephone Company facilities and/or equipment, the Telephone Company will test cooperatively or independently to assist in trouble sectionalization.</p>			
<p>When a customer reports trouble to the Telephone company for clearance and no trouble is found in the Telephone Company's facilities, the customer shall be responsible for payment of a Maintenance of Service charge for the period of time from when the Telephone Company personnel are dispatched to the customer's or customer's end user premises to when the work is completed. Failure of Telephone Company personnel to find trouble in Telephone Company facilities will result in no charge if the trouble is actually in those facilities, but not discovered at the time.</p>			
<p>b. The customer shall be responsible for payment of a Maintenance of Service charge when the Telephone Company dispatches personnel to the customer's premises, and the trouble is in equipment or communications systems provided by other than the Telephone Company or in detariffed CPE provided by the Telephone Company.</p>			
<p>A Maintenance of Service charge is also applicable for "call outs" after hours to test at the central office when the trouble is found to be in the equipment or communication systems provided by other than the Telephone Company.</p>			
<p>In either <i>a.</i> or <i>b.</i> preceding, no credit allowance will be applicable for the interruption involved if the Maintenance of Service Charge applies.</p>			
<p>c. The charge for Maintenance of Service are as follows:</p> <table style="width: 100%; border: none;"> <tr> <td style="width: 50%; vertical-align: top;"> <p><u>Maintenance of Service</u> <u>Periods</u></p> <p>Per occurrence</p> </td><td style="width: 50%; vertical-align: top;"> <p><u>Per Technician</u> The charges for Maintenance of Service are the same as those set for Additional Labor as set forth in X.B. preceding.</p> </td></tr> </table>	<p><u>Maintenance of Service</u> <u>Periods</u></p> <p>Per occurrence</p>	<p><u>Per Technician</u> The charges for Maintenance of Service are the same as those set for Additional Labor as set forth in X.B. preceding.</p>	
<p><u>Maintenance of Service</u> <u>Periods</u></p> <p>Per occurrence</p>	<p><u>Per Technician</u> The charges for Maintenance of Service are the same as those set for Additional Labor as set forth in X.B. preceding.</p>		

## **X. ADDITIONAL ENGINEERING, ADDITIONAL LABOR AND MISCELLANEOUS SERVICES** (Continued)

<p><b>2. Programming Services</b></p> <p>a. Programming charges apply when a request by a customer for information concerning the access services provided to the customer result in the creation of new computer software or the modification of existing software in order to provide the requested information.</p>	
<p>The Telephone Company will notify the customer that additional programming charges will apply before any additional programming is undertaken.</p>	
<p>b. The charges for Programming Service are shown in Section XXI..</p>	
<p><b>3. Presubscription</b></p> <p>Presubscription is an arrangement whereby an end user may select and designate to the Telephone Company an IC to access for 1+ InterLATA calls. It also applies to agents for Public and Semipublic Pay Telephone service whereby the agent may select an IC for the routing of 0+ calls. This IC is referred to as the end user's or agent's predesignated IC.</p>	
<p>The regulations and charges pertaining to Presubscription of residence and business lines and/or trunks are set forth in CC Docket 83-1145, Phase I, Memorandum Opinion and Order, Appendix B, adopted by the Federal Communications Commission on May 31, 1985 and released on June 12, 1985. A copy of the Order with all Appendices is available for inspection at the main building of the Federal Communications Commission and can also be obtained from the FCC's commercial contractor. Regulations and charges for Presubscription set forth in this section are in compliance with the Order. Guidelines established in this Order are used to provide Presubscription of Public and Semipublic Pay Telephone Service.</p>	
<p>Should a customer want to use other services of the same or another IC, it will be necessary for the customer to dial the necessary access code(s) (i.e., 10XXX) to reach that IC's service(s).</p> <p>a. End User/Agent Notification and Equal Access Balloting Process</p> <p>Approximately ninety (90) days prior to the introduction of equal access (Feature Group D) in a serving end office, the Telephone Company will notify all affected end users and agents of the availability of equal access. The end user or agent will be directed to designate a primary IC by the use of an equal access ballot to be returned to the Telephone Company within approximately forty-five (45) days after the mailing date. An end user or agent has the option of independently contacting the IC to make arrangements for presubscription to the IC's service.</p>	
<p>The equal access ballot will include all the names of ICs participating in the presubscription process. The IC listed on a pay telephone ballot will be the 0+ carrier. ICs are required to place an order for Feature Group D in accordance with the regulations set forth in Section VII.E.9. preceding.</p>	

**X. ADDITIONAL ENGINEERING, ADDITIONAL LABOR AND  
MISCELLANEOUS SERVICES** (Continued)

<p>An agent may designate an IC for the 0+ traffic from a pay telephone. The 1+ traffic from the pay telephone may be handled by the selected 0+ carrier if the carrier handles 1+ traffic, by a secondary service provider designated by the 0+ carrier, or by the default carrier if the 0+ carrier has made no arrangements with the Telephone Company to receive 1+ pay telephone traffic.</p>	
<p>Customers may select only one primary IC for each access line or multiline hunt group through the ballot process. Multiline hunt group end users will be given the opportunity to select more than one primary IC by contacting the Telephone Company. Customers may designate that they do not want a primary IC by notifying the Telephone Company. This choice is considered a valid selection and the nonrecurring charge as set forth in X.C.3.f. following will apply to any subsequent change made after the equal access conversion date.</p>	
<p>New end users or agents who are served by end offices equipped with Feature Group D will be required to presubscribe to an IC at the time they place an order with the Telephone Company for Telephone Exchange Service. A confirmation notice will be sent to end users or agents who verbally place an order for service identifying the IC selected. There will be no charge for this initial selection. New end users or agents will have thirty (30) days from the date the initial selection is made to change their choice of an IC without charge.</p>	
<p>b. Allocation Process</p> <p>An IC must notify the Telephone Company of its intent to participate in the allocation process fifty-two (52) days prior to the end office conversion to equal access. The IC must also identify whether it will participate in the allocation of business lines, residence lines, or Public/Semipublic Pay Telephones or any combination.</p>	
<p>The Telephone Company will tabulate the initial ballots received from the end users and agents, described in X.C.3.a. preceding, and the IC customer lists, described in X.C.3.c. following. The percentage of end users and agents who have selected a participating IC will be determined from these ballots and lists. These percentages will be used for the allocation of end users and agents who did not respond to the initial ballot or appear on an IC list. The percentages used for allocation will be determined approximately five (5) days after end office conversion. A second (2<sup>nd</sup>) ballot, indicated in X.C.3.a. preceding, will be sent to end users and agents who have been tentatively allocated to an IC.</p>	
<p>Separate allocation processes will be used for residence, business and Public and Semipublic Pay Telephone lines. The number of end users and agents designating an IC by returning the ballot or appearing on an IC end user and/or agent list will be totaled. This total will be utilized to compute the percentages used for allocation of residence and business customers and Public/Semipublic Pay Telephone Customers.</p>	
<p>If an IC participating in the ballot process notifies the Telephone Company that it does not wish to participate in the allocation process, the percentage of customers allocable to that nonparticipating IC will be allocated to the remaining ICs.</p>	



**X. ADDITIONAL ENGINEERING, ADDITIONAL LABOR AND  
MISCELLANEOUS SERVICES** (Continued)

<p>c. Interexchange Customer Lists</p> <p>The Telephone Company will accept from the IC a list(s) of end users or agents that have made individual arrangements with that IC to become their primary IC. The IC must submit a Telephone Company end user or agent enrollment form listing these end users or agents. The end user or agent enrollment form must be accompanied by a document affirming that the IC does, in fact, have, or has instituted steps designed to obtain, signed letters of agency from the end users or agents designating the IC to act as the end user's or agent's agent for the presubscribing process. The IC will accept responsibility for any billing disputes arising from implementation of its end user or agent lists.</p>	
<p>d. End user Choice Discrepancy</p> <p>An IC is required to certify at the time it submits end user and/or agent lists to the Telephone Company that it has on file, or has instituted steps designed to obtain signed letters of agency or confirmations of choice from the end user or agent. The IC is not required to submit letters of agency when submitting end user or agent lists to the Telephone Company, but should maintain the confirmations or letters on file for use in dispute resolution. The IC should request written confirmation of choice from its customers no later than the date of submission of its first bill to the customer.</p>	
<p>When an end user or agent indicates more than one (1) PIC per line or returns an illegible ballot, the Telephone Company will contact the end user or agent for clarification.</p>	
<p>When the Telephone Company identifies a conflict between a ballot and an IC list, or between lists submitted by two or more ICs, the Telephone Company will notify, within ten (10) days, all affected ICs via a conflict report. Those ICs not involved in any conflicts will receive a zero (0) conflict report from the Telephone Company.</p>	
<p>When an end user or agent returns a ballot to the Telephone Company and also appears on a conflicting IC customer list, the ballot takes precedence. If an end user or agent appears on two or more IC customer lists, the end user or agent will be allocated along with the nonrespondents to the initial ballot. A letter sent with the second (2<sup>nd</sup>) ballot will inform the end user or agent that there exists a conflict between two (2) or more ICs and a selection must be made by the deadline of the second (2<sup>nd</sup>) ballot, unless the allocated IC indicated is the end user's or agent's choice.</p>	
<p>e. Balloting and Allocation Procedure for Public and Semipublic Pay Telephones</p> <p>The balloting and allocation process is a procedure whereby an agent of Public and Semipublic Pay Telephone service may select and designate to the Telephone Company an IC to access, without dialing an access code, for 0+ interLATA calls. This IC is referred to as the agent's primary IC. The 1+ interLATA calls from a pay telephone will be handled by the agent's primary IC if the IC handles 1+ traffic, by a secondary service provider selected by an agent's primary IC, or by the default carrier if the agent's primary IC has made no arrangements for handling 1+ traffic from a pay telephone.</p>	

**X. ADDITIONAL ENGINEERING, ADDITIONAL LABOR AND  
MISCELLANEOUS SERVICES** (Continued)

<p>If the agent's primary IC elects not to submit an order for its 1+ interLATA sent-paid traffic or fails to select a secondary service provider to handle its 1+ interLATA calls from the Telephone Company's pay telephones, the 1+ interLATA coin sent-paid traffic will continue to be routed to the existing 1+ default carrier (provided such carrier continues to accept it) until the 0+ carrier notifies the Telephone Company as set forth in Section X/IV. following.</p>	
<p>The Telephone Company will notify agents of Public and Semipublic Pay Telephones of the availability of equal access through the mailing of an Equal Access Ballot. The mailing of the initial ballots will take place ninety (90) days prior to conversion.</p>	
<p>Agents of Public and Semipublic Pay Telephones will be requested to return their respective ballot to the Telephone Company within forty-five (45) days from the receipt of the ballot.</p>	
<p>An IC obtaining service commitments from agents directly, must obtain signed authorization from those agents. The IC will be required to provide that authorization to the Telephone Company within fifteen (15) days of the Telephone Company's request for the resolution of disputes.</p>	
<p>Agents of Public and Semipublic Pay Telephones who have not made a primary IC selection, either through the Payphone Equal Access Ballot, or directly with an IC, will be sent a second ballot by the Telephone Company thirty (30) days after the conversion date.</p>	
<p>The Telephone Company will tabulate the initial ballots received from the agents and the IC customer lists. The percentage of agents who have selected a participating IC will be determined from these ballots and lists. These percentages will be used for the tentative allocation of agents who did not respond to the initial ballot or appear on an IC list. The percentages used for allocation will be determined approximately five (5) days after end office conversion.</p>	
<p>If an IC participating in the ballot process notifies the Telephone Company that it does not wish to participate in the allocation process, the percentage of customers allocable to that nonparticipating IC will be allocated to the remaining ICs.</p>	
<p>f. PIC Charge Application</p> <p>Initial end user and agent selection of a PIC by ballot or appearing on an IC list will not incur a charge. A change of PIC selection prior to the end office conversion will not incur a charge. Notification of a change in a PIC may be coordinated by the end user or agent with either the IC selected or the Telephone Company. Within six (6) months after conversion to equal access, an end user or agent allocated to an IC may elect to change to another IC at no charge, on a one-time basis. After the six (6) month period has elapsed, a nonrecurring charge, in Section XXI., will apply. After conversion to equal access, end users and agents who selected an IC by returning the initial ballot will be charged for each change made.</p>	

**X. ADDITIONAL ENGINEERING, ADDITIONAL LABOR AND  
MISCELLANEOUS SERVICES** (Continued)

<p>In end offices converted to Equal Access new end users, and agents of Public and Semipublic Pay Telephones, and multi-party end users who upgrade to individual lines must presubscribe to the PIC of their choice at the time an order is placed for service. Upon the end user or agent's selection of the PIC, at the time of placing an order, a confirmation notice will be sent identifying the IC selected. From the date of the confirmation notice, they will have ninety (90) days to change their presubscription selection without a charge. If a PIC is not chosen at the time the order for service is submitted, the end user or agent will be sent a confirmation notice which contains a list of ICs with FGD and will be informed that they have ninety (90) days to contact the IC of their choice or the Telephone Company for the PIC arrangement. If notice is received by the Telephone Company within ninety (90) days of the in-service date for local service or upgrade, no charge will be billed to the end user or agent. If notice is received after ninety (90) days, the end user or agent will be billed a nonrecurring charge in Section XXI.. Until the end user or agent receives service from the selected IC, it may access the IC of its choice by dialing the appropriate 10XXX carrier identification code.</p>	
<p>The Presubscription Change Charge is a nonrecurring charge that varies based on the type of PIC Change order that is submitted. Rates for manually submitted orders will typically be higher than rates for electronically submitted orders. When a customer requests only an interLATA PIC Change, the interLATA Presubscription Change Charge from this tariff will apply. When a customer requests both interLATA and intraLATA Presubscription changes to the same phone number on the same order, a lower rate applies from this tariff and an intraLATA Presubscription Change Charge may be applied under the Telephone Company's appropriate intrastate tariff.</p>	
<p>Orders submitted using a mechanized interface to the Telephone Company's service order system or other electronic processing system are considered electronically submitted changes. Orders submitted via fax, email, regular mail, or telephone are considered manually submitted changes.</p>	
<p>The rates for Presubscription Change Charges are found in Section XXI., following.</p>	
<p>The Telephone Company will make post conversion changes in the end user's or agent's PIC assignment pursuant to an IC provided list of customers, accepted by the Telephone Company under conditions set forth in c. and d.. Should an end user or agent dispute authorization of the change in PIC assignment, and if the IC cannot produce a letter of agency or confirmation from the end user or agent, the IC will be billed two PIC charges: one unauthorized PIC change charge, in Section XXI., for the change to the disputed IC; and one PIC change charge, in Section XXI., for restoring the end user's or agent's prior IC assignment. If the IC produces the letter of agency or confirmation of choice within fifteen (15) days of the Telephone Company request, the end user or agent will be billed two PIC charges in Section XXI. in lieu of charges to the IC. Charges are only applicable if a change in an end user's or agent's IC selection has actually been implemented in the switch.</p>	

**X. ADDITIONAL ENGINEERING, ADDITIONAL LABOR AND  
MISCELLANEOUS SERVICES** (Continued)

	<p>The standard format for Letter of Authorization (LOA) processing of PIC changes requested by an IC is electronic (i.e., Magnetic Tape or Network Data Movers). The specifications for the standard format of information is identified in the procedures for Customer Account Record Exchange (CARE), industry support interface, maintained by Alliance for Telecommunications Industry Solutions (ATIS) as part of the Ordering and Billing Forum (OBF) workgroup. A nonrecurring charge per telephone number as set forth in <i>XXI.A.7.</i>, <i>XXI.B.7.</i>, <i>XXI.C.7.</i>, <i>XXI.D.7.</i> or <i>XXI.E.7.</i> following will apply to an IC submitting paper or fax LOAs. This charge will not apply if the Telephone Company is unable to accept electronic LOA information.</p>	
g. IC CIC Consolidation	<p>IC requests to consolidate multiple CICs (Carrier Identification Codes) will be subject to an IC CIC Consolidation Charge. This charge is only assessed when all lines or trunks associated with the former CIC(s) are changed on a one-time realignment basis within the Telephone Company's databases at a nationwide level to a single existing CIC. Requests for an IC CIC Consolidation must be provided to the Telephone Company in writing, but no ASR Ordering Charge is applicable for this request.</p>	
	<p>The IC CIC Consolidation charge does not apply to normal PIC change activity, whereby carrier selection is changed and no consolidation of CICs occurs.</p>	
	<p>The Telephone Company will negotiate a due date for an IC CIC Consolidation with the IC. It is the sole responsibility of the IC to notify affected end users of the change.</p>	
	<p>If an IC elects to change a CIC due to surrendering a CIC to the North American Numbering Plan (NANP) Administrator for reassignment, the IC CIC Consolidation Charge will be waived. The waiver is applied only when the IC surrenders the CIC on a nationwide basis. Additionally, the CIC must be relinquished within ninety (90) days from the completed conversion date. Confirmation of relinquished code(s) must be in writing and come from the NANP Administrator.</p>	
h. Multiparty End Users	<p>Multiparty end users will continue with the same IC service arrangement which existed prior to the end office conversion. However, multiparty end users may access the IC of their choice by dialing the appropriate 10XXX carrier identification code. In certain suitably equipped end offices two-party customers may subscribe to the IC of their choice.</p>	
i. Cancellation of an IC Participation	<p>If an IC cancels all of its FGD service in the converting end office prior to the conversion date or discontinues all of its FGD service within two (2) years after the introduction of FGD in the converting end office, the IC is obligated to do the following:</p> <p>(1) Notify the Telephone Company of the cancellation of their FGD service, and</p>	

**X. ADDITIONAL ENGINEERING, ADDITIONAL LABOR AND  
MISCELLANEOUS SERVICES** (Continued)

<p>(2) Contact in writing all end users and agents who have selected, or been allocated to, the canceling IC as their PIC, inform these end users and agents of the cancellation, request the end users and agents to select a new PIC, and state that the canceling IC will pay the nonrecurring charge as set forth in Section XXI.. The Telephone Company will bill the canceling IC for a period of two (2) years from the discontinuance of FGD service, the nonrecurring charge as set forth in Section XXI. for each end user and agent this IC has currently designated to it. Such charge will not apply to the canceling IC where the canceling IC transfers or assigns its FGD services and the associated 10XXX code to another IC in such manner that the Telephone Company does not change end user or agent records or if another IC elects to pay the nonrecurring charge on behalf of the canceling IC.</p>	
<p>j. Liability of the Telephone Company</p> <p>If through the fault of the Telephone Company, the end user or agent is not subscribed to its chosen PIC, the nonrecurring charges in Section XXI. do not apply to reassign the end user or agent to his chosen PIC.</p>	
<p>k. IC Desired Due Date (ICDDD) for PIC Installation</p> <p>An IC may request a desired due date for PIC installation for a specific, single end user or agent acting on behalf of an end user post equal access conversion. This ICDDD is a mutually agreed upon negotiated due date, determined to be between three (3) and forty-five (45) business days from the date of receipt of the order. The IC must coordinate the ICDDD with the Telephone Company prior to sending in the first order.</p>	
<p>The ICDDD does not apply to routine lists provided by the IC, as set forth in X.C.3.c. and d.. The Nonrecurring Charge for Primary Interexchange Carrier, as set forth in X.C.3.f., applies to each line converted to the IC requesting ICDDD. This charge will be billed to the IC's end user customer.</p>	
<p>l. End User/Agent Lists</p> <p>(1) Presubscription List</p> <p>Prior to conversion to equal access (i.e., introduction of FGD in an end office switch) an IC may request a list of the Telephone Company's end users and agents of record served from that end office switch. The Presubscription List will be provided as follows:</p> <p>(a) The Telephone Company will provide a list from its customer data base. The list may be provided on magnetic tape, electronic transmission, or paper printout, at the option of the IC, at rates provided in Section XXI.. Foreign listings, PBX stations, CU Centrex stations and numbers not in service will not be provided.</p>	

**X. ADDITIONAL ENGINEERING, ADDITIONAL LABOR AND  
MISCELLANEOUS SERVICES** (Continued)

	(i) The initial list will be provided to the IC no later than thirty (30) days after receipt of the order and payment by the IC of charges in Section XXI.. The nonrecurring charge for the initial list applies per state, per order. A single order may contain all end offices within a state having the same equal access conversion date. The telephone number will not be provided if an end user or agent has a nonpublished number.	
	(ii) The Account Activity List, which includes a listing of all changes to the customer data base, since the initial list was produced, will be provided on a cyclic basis. The Account Activity List will only include information for those end users and agents that are presubscribed to the IC (including end users and agents with nonpublished numbers) for the sole purpose of updating the IC's customer account information. There is no charge for this list.	
	(b) The IC agrees to use the Initial and Account Activity Lists for the sole purpose of either contacting potential customers/agents, or existing customers/agents, regarding interexchange telecommunications services available through equal access to be obtained from the Telephone Company or for the purpose of updating IC customer/agent account information. The IC agrees not to sell, or reproduce in any manner, in whole or in part, the lists or permit such to be done.	
	(c) The IC shall indemnify, protect and save harmless the Telephone Company from and against any and all loss, liability, damages and expense arising out of any demand, claim, suit or judgement for damages which may arise out of the Telephone Company's supplying of listing information, services or records.	
	(d) The Telephone Company and the IC agree that the mutual objective of the parties is to conduct their respective businesses to avoid confusion by the end users and agents as to the separate and independent identity of the respective companies and their services. Neither the Telephone Company nor the IC shall make any representation to end users, the public, prospective advertisers, expressed or implied, written or oral, which would imply that the IC is the same as, a part of, or associated with the Telephone Company.	
	(e) This service may be terminated by either the Telephone Company or the IC upon thirty (30) days' written notice. The Telephone Company reserves the right to terminate this service immediately upon written notice if the IC misuses the list information. Performance by the Telephone Company shall be excused in the event of a strike, riot, act of God or any other cause beyond the reasonable control of the Telephone Company.	
(2) Allocation Lists		
	(a) The Telephone Company will provide to the IC, at no charge, a list of end users and agents that have been allocated to the IC as described in X.C.3.b.. This list will be provided after the Balloting and Allocation process occurs.	

**X. ADDITIONAL ENGINEERING, ADDITIONAL LABOR AND  
MISCELLANEOUS SERVICES** (Continued)

<p>(b) A list of all end users and agents who have been allocated, in accordance with X.C.3.b., will be available to an IC upon request. Charges in X.C.3.I.(1) will apply. The nonrecurring charge for the Allocation List applies each time the IC orders the service. A single order may contain all end offices within a state having the same equal access conversion date.</p>	
<p>(3) Snapshot List</p> <p>The Snapshot List is a summary of selected end user and agent information for specific IC which resides in the Telephone Company customer data base. The Snapshot List may be provided on magnetic tape, electronic transmission, or paper printout, at the option of the IC, at rates provided in Section XXI.. Foreign listings, PBX stations, CU centrex stations and numbers not in service will not be provided.</p>	
<p>The Snapshot will be provided to the IC no later than thirty (30) days after receipt of the order. The nonrecurring charge for the Snapshot List applies per state per order.</p>	
<p>The purpose, liability, and objectives associated with the provision of the Snapshot List is in X.C.3.I.(1)(b) through (e).</p>	
<p><b>4. International Blocking Service</b></p> <p>The Telephone Company will provide International Blocking Service to customers who obtain local exchange service from the Telephone Company and to customers who obtain Feature Group A Switched Access service under this tariff. This service is only provided at appropriately equipped Telephone Company end offices.</p>	
<p>On each line or trunk for which International Blocking Service is ordered, the Telephone Company will block all international direct dialed calls that use the call sequence of 011+ or 10XXX - 011+. When capable, the telephone company will route the blocked calls to a recorded message.</p>	
<p>An International Blocking Service charge per order as set forth in Section XXI. following is applicable for each new or existing exchange line or trunk or Feature Group A Switched Access line to which International Blocking Service is added or removed. This charge does not apply when blocking is removed from an exchange line or trunk or Feature Group A Switched Access line that is disconnected.</p>	
<p><b>5. Billing Name and Address Service</b></p> <p>The Telephone Company will, upon request, provide Billing Name and Address Service (BNAS) for customer provided ten digit end user telephone numbers. The BNAS will be provided only when the customer requires the information to bill a call.</p>	

**X. ADDITIONAL ENGINEERING, ADDITIONAL LABOR AND  
MISCELLANEOUS SERVICES** (Continued)

<p>A standard format for the receipt and provision of telephone number and billing name and address information will be established by the Telephone Company. Charges for each BNAS searched for and found or searched for and not found will be billed at rates in Section XXI.. BNAS will be provided via magnetic tape, electronic transmission, or paper format, at the option of the customer, at rates in Section XXI..</p>	
<p>The customer must order BNAS and provide test data tape at least thirty (30) days prior to delivery of the first customer order.</p>	
<p>The frequency for receipt of the customer provided orders will be no more than twice monthly and at intervals mutually agreed upon between the Telephone Company and the customer. The customer provided end user telephone numbers will be programmed by the Telephone Company with the proper end user's billing name and address contained in the Telephone Company's file at that time. BNAS for nonlisted/nonpublished end user telephone numbers will not be provided.</p>	
<p>The output records will be sent to the customer via first class U.S. Mail. The output records will normally be made available for mailing ten workdays after receipt of the customer order or at an interval mutually agreed upon. Availability may be delayed in case of input errors in the customer provided order. The customer may request data be transmitted. Data transmission charges will be determined on an ICB. Data transmission hardware and software specifications will be mutually agreed upon by the Telephone Company and the customer.</p>	
<p>BNAS detail will not be retained by the Telephone Company longer than forty-five (45) days. If the customer requests that the output be made available on a second occasion, such request must occur within thirty (30) days from the date the first was made.</p>	
<p>Any customer provided BNAS pursuant to this tariff, agrees to abide by all applicable rules, decisions, orders, statutes and laws concerning the disclosure of published and nonpublished telephone numbers, and further agrees to use the information contained therein only for the purpose of billing for services provided to their end users.</p>	
<p>The Telephone Company will not disclose the billing name and address information of any end user subscriber who has affirmatively withheld consent for disclosure of Billing Name and Address Information.</p>	
<p><b>D. <u>Additional Testing</u></b></p> <p>The Telephone Company will perform acceptance testing as specified in Section VII.E.10. and Section VIII.A.6. preceding to ensure that services ordered by the customer are functioning properly, prior to turning over such services to the customer. In addition, the Telephone Company will perform ongoing tests as specified in Sections VII.C.1., VII.C.2., VII.C.3., VII.C.4., VII.C.5., and VII.C.6. preceding to assure the continued satisfactory performance of Switched Access Services ordered by the customer.</p>	
<p>Testing offered under this section of the tariff is in addition to those tests described above and will be provided, when requested by the customer, at an additional charge.</p>	



**X. ADDITIONAL ENGINEERING, ADDITIONAL LABOR AND  
MISCELLANEOUS SERVICES** (Continued)

Testing is provided by the Telephone Company personnel at Telephone Company locations. However, provisions are made in <i>X.D.1.e.</i> and <i>X.D.1.f.</i> following, to allow a customer to request Telephone Company personnel to perform testing at the customer designated premises or the end user premises.	
Additional testing is provided on a scheduled or nonscheduled basis. Scheduled testing shall be performed on a predetermined time basis to allow for cost efficient utilization of Telephone Company and customer resources. Scheduled testing should be based on a one (1) year period. Nonscheduled tests are performed by the Telephone Company on a request-by-request basis, not in conjunction with any fixed schedule.	
<p>The offering of testing under this section of the tariff is made subject to the availability of the necessary qualified personnel and test equipment at the various test locations mentioned in <i>1.a.</i> and <i>1.b.</i> following.</p> <p><b>1. Switched Access Testing</b></p> <p>Testing for Switched Access is comprised of 1.) tests which are performed during the installation of Switched Access (i.e., acceptance tests) and 2.) tests which are performed after acceptance of such Switched Access by a customer (i.e., in-service tests).</p>	
<p>These tests are performed on a scheduled or nonscheduled basis, and may be conducted on an automatic, cooperative, or manual basis, as defined in <i>a.</i>, <i>b.</i>, <i>c.</i>, <i>d.</i>, and <i>e.</i> following.</p> <p><b>a. Additional Cooperative Acceptance Testing</b></p> <p>Additional Cooperative Acceptance Testing (ACAT) of Switched Access involves the Telephone Company provision of a technician at its office(s) and the customer provision of a technician at its CDP, with suitable test equipment to perform the required tests.</p>	
Additional Cooperative Acceptance Testing may apply when the customer requests additional tests not specified in Section <i>VII.E.10.</i> .	
The labor charges as set forth in <i>X.B.7.</i> will apply to Additional Cooperative Acceptance Testing at the appropriate Basic, Overtime, or Premium rate.	
<p><b>b. Automatic Scheduled Testing</b></p> <p>Automatic Scheduled Testing (AST) of FGB, FGC, FGD and SAC Access Service, is provided, as specified in Sections <i>VII.C.2.</i>, <i>VII.C.3.</i>, <i>VII.C.4.</i>, <i>VII.C.5.</i>, and <i>VII.C.6.</i>, where the customer provides remote office test lines and 105 test lines with associated responders or their functional equivalent. AST charges will apply when such testing is requested on a more frequent basis than is provided for in accordance with the Telephone Company's Central Office Maintenance Planning System (COMPS). The customer may specify a more frequent schedule of tests at least sixty (60) days prior to the start of the prescribed schedule. Trunks from a Telephone Company digital switch, to a customer digital switch, utilizing digital facilities, are excluded from mandatory routine testing. The rates, as set forth in Section <i>XXI.</i>, will apply to additional AST.</p>	

**X. ADDITIONAL ENGINEERING, ADDITIONAL LABOR AND  
MISCELLANEOUS SERVICES** (Continued)

<p>The Telephone Company will provide a monthly AST report that lists the trunks within each Central Office access group that failed to meet established requirements. Trunk test failures requiring customer participation for trouble resolution will be provided to the customer on an as-occurs basis. A monthly report that lists the test results will be provided to the customer.</p>	
<p>c. Additional Cooperative Scheduled Testing</p> <p>Additional Cooperative Scheduled Testing (ACST) of FGA, FGB, FGC, FGD and SAC Access Service occurs when the Telephone Company provides a technician at its office(s) and the customer provides a technician at its customer designated location, with suitable test equipment to perform the required tests. ACST charges will apply when loss/noise/balance testing or gain-slope testing is requested on a more frequent basis than is provided for in accordance with the Telephone Company's Central Office Maintenance Planning System (COMPS). ACST charges also apply when additional tests are requested for FGA, FGB, FGC, FGD, and SAC Access Service that are not specified in Section VII.C.1., VII.C.2., VII.C.3., VII.C.4., VII.C.5., or VII.C.6. respectively. The customer may specify a more frequent schedule of tests sixty (60) days prior to the start of the prescribed schedule. The rates, as set forth in Section XXI., will apply for additional ACST.</p>	
<p>The Telephone Company will provide, on a quarterly basis, an ACST report that lists the test results and the number of trunks that passed or failed. Trunk test failures requiring customer participation for trouble resolution will be provided to the customer on an as-occurs basis.</p>	
<p>d. Additional Manual Scheduled Testing</p> <p>Additional Manual Scheduled Testing (AMST) of FGA, FGB, FGC, FGD or SAC Access Service occurs when the Telephone Company provides a technician at its office(s) and at the customer designated location. AMST charges will apply when loss/noise/balance testing or gain-slope testing is requested on a more frequent basis than is provided for in accordance with the Telephone Company's Central Office Maintenance Planning System (COMPS). AMST charges also apply when additional tests are requested for FGA, FGB, FGC, FGD or SAC Access Service that are not specified in Sections VII.C.1., VII.C.2., VII.C.3., VII.C.4., VII.C.5., or VII.C.6. respectively. The customer may specify a more frequent schedule of tests sixty (60) days prior to the start of the prescribed schedule. The rates as set forth in Section XXI. following will apply to additional AMST.</p>	
<p>The Telephone Company will provide, on a quarterly basis, an AMST report that lists the test results and the number of trunks that passed or failed. Trunk test failures requiring customer participation for trouble resolution will be provided to the customer on an as-occurs basis.</p>	

## X. ADDITIONAL ENGINEERING, ADDITIONAL LABOR AND MISCELLANEOUS SERVICES (Continued)

<p>e. Nonscheduled Testing</p> <p>Nonscheduled Testing(NST) will be performed "on demand" which results in the measurement of Switched Access. NST charges will apply only when testing is requested more frequently than is provided for in accordance with COMPS, or when a specific test is requested that is not normally performed. Tests for Switched Access which are normally performed are contained in Sections VII.C.1., VII.C.2., VII.C.3., VII.C.4., VII.C.5., or VII.C.6.. Nonscheduled Testing (NST) of Switched Access may consist of the following testing arrangements:</p> <ul style="list-style-type: none"> <li>- the customer provides remote office test lines and 105 test lines with associated responders or their functional equivalent (automatic testing), or (USOC - USCXT)</li> </ul>	
<ul style="list-style-type: none"> <li>- the Telephone Company provides a technician at its office(s) and the customer provides a technician at its customer designated premises with suitable test equipment to perform the required tests (cooperative testing), or (USOC - USSXT; USSOT; USSPT)</li> </ul>	
<ul style="list-style-type: none"> <li>- the Telephone Company provides a technician at its office(s), and at the customer designated location or end user premises with suitable test equipment to perform the required tests (manual testing). (USOC - USMXT; USMOT; USMPT)</li> </ul>	
<p>f. Obligations of the Customer</p> <p>(1) The customer shall provide the Remote Office Test Line priming data to the Telephone Company, as appropriate, to support AST as set forth in X.D.1.b. preceding or NST as set forth in X.D.1.e. preceding.</p>	
<p>(2) The customer shall make the facilities to be tested available to the Telephone Company at times mutually agreed upon.</p>	
<p>2. <i>Special Access Testing</i></p> <p>The Telephone Company will, at the request of a customer, provide assistance in performing specific tests requested by the customer, however, the Telephone Company will only perform maintenance testing for its facilities within the LATA.</p> <p>a. Additional Cooperative Acceptance Testing</p> <p>When a customer provides a technician at its customer designated premises or at the end user premises, with suitable test equipment to perform the required tests, the Telephone Company will provide a technician at its office for the purpose of conducting Additional Cooperative Acceptance Testing (ACAT). The labor charges as set forth in X.B.7. preceding will apply to ACAT at the appropriate Basic, Overtime, or Premium rate. Additional Cooperative Acceptance Testing Charges will apply when the customer requests tests which are not required to meet the transmission performance parameters.</p>	

## X. ADDITIONAL ENGINEERING, ADDITIONAL LABOR AND MISCELLANEOUS SERVICES (Continued)

<div>b. Nonscheduled Testing</div> <div>When a customer provides a technician at its customer designated premises or at the end user premises, with suitable test equipment to perform the required tests, the Telephone Company will provide a technician at its end office(s) (cooperative testing) for the purpose of conducting Nonscheduled Testing (NST). Nonscheduled testing may consist of any test (e.g., loss, noise, slope, envelope delay, etc.) which the customer may request. If such testing indicates trouble in Telephone Company facilities, then the customer will not be charged. NST charges will apply if the trouble is in the facilities of the customer. At the customer's request, the Telephone Company will provide a technician at the customer designated premises or at the end user premises (manual testing). The labor charges as set forth in X.B.7. preceding will apply to Nonscheduled Testing at the appropriate Basic, Overtime, or Premium rate.</div>	
<div>E. <u>Miscellaneous Equipment</u></div> <div>Controller Arrangement:</div> <div>This arrangement enables the customer to control up to forty-eight (48) transfer functions at a Telephone Company central office via a remote keyboard terminal capable of either 300 or 1200 bps operation. Included as part of the Controller Arrangement is a dial-up data station located at the Telephone Company Central Office to provide access to the Controller Arrangement. This dial-up data station consists of a 212A DATAPHONE data set and an appropriate Telephone Company provided channel.</div>	
<div>The Controller Arrangement must be located in the same Telephone Company central office as the transfer functions which it controls.</div> <div><div><div>- Per arrangement</div><div><u>USCO</u> XTDDU</div><div><u>Monthly Charge</u> \$100.00</div></div></div>	
<div>F. <u>Local Number Portability (LNP) Service</u></div> <div><div>1. <i>General Description</i></div><div>Local Number Portability (LNP) Service provides, where facilities permit, the ability 1.) for a local exchange telephone service customer to maintain the same local telephone directory number when changing from one telecommunications service provider to another, while remaining at the same location, and 2.) for all telephone company customers (end users, line side access and resale customers) to complete local calls to numbers that have been ported to the other telecommunications service providers.</div></div>	

## **X. ADDITIONAL ENGINEERING, ADDITIONAL LABOR AND MISCELLANEOUS SERVICES** (Continued)

<p>LNP Service uses Advanced Intelligent Network (AIN) technology and the Common Channel Signaling 7 (SS7) network to query a LNP database to obtain network routing instructions in order to complete a call. For NXXs that have been designated as number portable, the database contains information about an end user's choice of Local Service Provider (LSP) along with the appropriate Location Routing Number (LRN) for that LSP that will be used to direct the call to the correct location to complete the call to the end user customer. Where more than one network is involved in completing the call, the network just before the terminating network (i.e., the N-1 network) is responsible for querying a LNP database to secure the routing information, if it has not already been obtained by a preceding carrier. The LRN is then used to route the call. Where the N-1 carrier fails to query the LNP database and assign an LRN to the call, the terminating carrier must query the LNP database to successfully route the call to the end user, billing the N-1 carrier for the query.</p>	
<p>Section 251(b) of the Communications Act of 1934, as amended by the Telecommunications Act of 1996, requires that all LECs offer "to the extent technically feasible, number portability in accordance with the requirements prescribed by the Commission." The FCC dealt with this issue in CC Docket No. 95-116 and RM 8535, In the Matter of Telephone Number Portability, with the First Report and Order adopted on June 27, 1996, the First Memorandum Opinion and Order on Reconsideration, adopted March 6, 1997, and the Third Report and Order, adopted May 5, 1998. This Tariff complies with these Orders.</p>	
<p><b>2. Network Management</b></p> <p>a. LNP Query Service is to be used only on a call-by-call basis for routing calls to number portable NXX codes and cannot be used for purposes other than those functions described herein.</p>	
<p>b. The Telephone Company will administer its network to ensure the provision of acceptable service levels to all customers of the LNP Query Service.</p>	
<p>c. The Telephone Company reserves the right to block any LNP query traffic, in a nondiscriminatory manner, where the processing of the LNP queries threatens to disrupt operation of its network and/or impair network reliability.</p>	
<p><b>3. Service Provisioning</b></p> <p>a. Manner of Provisioning</p> <p>LNP was initially deployed in the non-rural exchanges in the one hundred (100) largest MSAs (Metropolitan Statistical Areas) in the country. As a rural carrier, the Telephone Company is required to respond to bona fide requests for LNP services in its exchanges under the following time tables:</p> <ul style="list-style-type: none"><li>- Equipped Remote Switches within thirty (30) days</li><li>- Hardware Capable Switches within sixty (60) days</li><li>- Capable Switches requiring hardware within one hundred eighty (180) days, and</li><li>- Non-capable Switches within one hundred eighty (180) days</li></ul>	

**X. ADDITIONAL ENGINEERING, ADDITIONAL LABOR AND MISCELLANEOUS SERVICES** (Continued)

Exchanges which are LNP capable are listed in the National Exchange Carrier Association Inc. Tariff F.C.C. No. 4 and/or the Local Exchange Routing Guide.	
<p>b. Limitations</p> <p>LNP Service is to be used only on a call-by-call basis for routing calls to number portable NXX codes and cannot be used for purposes other than those functions described in this tariff, unless expressly authorized in writing by the customer and the Telephone Company.</p>	
Information residing in the Telephone Company or its third party vendor's LNP database is protected from unauthorized access and may not be stored in a customer's database or elsewhere for any reason.	
The LRN method of number portability is limited to circuit switched calls and excludes High Volume Call-in network NXXs until industry standards are defined.	
Customers with directory numbers that are used for both circuit switched (e.g., voice and/or data) and packet data can port their directory numbers, however, they must disconnect the packet service and reconnect with their new service provider. LNP Service does not apply to Service Codes (e.g., 411) or Service Access Codes (e.g., 500, 700, 800, and 900).	
Groups of lines (e.g., multi-line hunt groups, centrex groups) cannot port separately. If only one (1) directory number in the group ports, it will be removed from the group. However, the entire group of directory numbers may port. The functionality associated with the ported number is determined by the new service provider.	
When a call is to a number in a valid NXX code shown in the Local Exchange Routing Guide (LERG) as a number portable and the N-1 network performs the LERG as number portable and the N-1 network is responsible for routing the call to the correct access tandem based on the LRN returned by the LNP database.	
<p><b>4. Rate Regulations</b></p> <p>a. General</p> <p>(1) LECs are authorized to recover over a five (5) year period the following:</p> <ul style="list-style-type: none"> <li>- LNP-specific investment</li> </ul>	
<ul style="list-style-type: none"> <li>- Expenses associated with maintaining the LNP data base (NPAC expenses)</li> </ul>	
<ul style="list-style-type: none"> <li>- Expenses resulting from querying the LNP data base for calls originating in the Telephone Company's exchanges. These may terminate within the Company's territory or be routed to another company's exchanges.</li> </ul>	

## X. ADDITIONAL ENGINEERING, ADDITIONAL LABOR AND MISCELLANEOUS SERVICES (Continued)

<ul style="list-style-type: none"> <li>- Expenses resulting from querying the LNP data base for calls originating outside the Telephone Company's territory by another carrier (N-1 carrier) and terminating in the Telephone Company's LNP-capable exchanges, which do not have the LRN associated with the call.</li> </ul>	
(2) The costs are determined for a five (5) year period and a "levelized" rate determined and charged on a monthly per-line basis to customers.	
(3) Terminating LNP query costs are billed and charged on a per-call basis. All investment and other expenses are calculated and billed on a per-line, per- month basis.	
<p>(4) Monthly charges will be assessed at the rate of one (1) charge per line per month, except for the following:</p> <ul style="list-style-type: none"> <li>- Each PBX trunk will be assessed the equivalent of nine (9) monthly LNP rates</li> </ul>	
<ul style="list-style-type: none"> <li>- Each ISDN PRI arrangement will be assessed the equivalent of five (5) monthly LNP rates.</li> </ul>	
<ul style="list-style-type: none"> <li>- Lifeline end user customers will not be assessed any end user LNP monthly charge.</li> </ul>	
<p>(5) The LNP Access Query Charge recovers the cost to query an LNP database on behalf of the N-1 carrier. The rate associated with an LNP query will be billed monthly, per query as set forth in <i>XXI.A.2.c.</i>, <i>XXI.B.2.c.</i>, <i>XXI.D.2.c.</i>, and <i>XXI.E.2.c.</i> based on the recorded number of queries. The Telephone Company will develop monthly charges based on an average number of queries per month if actual query recordings are not available.</p>	
<p>(6) Carriers that purchase switching ports as unbundled network elements, under Section 251 of the Communications Act of 1934, and resellers of local service will be charged the same LNP charges, as described in this section of the tariff, as if the Telephone Company were serving those carriers' end users. The Telephone Company will not assess a monthly LNP Service Surcharge for local loops purchased by carriers as unbundled network elements under Section 251.</p>	
<p>b. Rate Element</p> <p>(1) Access Query Charge applies to incoming calls terminating in LNP-capable exchanges which do not have an LRN attached to the call. Each data base query is assessed a per-call charge which is billed to the N-1 carrier on a monthly basis.</p>	
<p>(2) LNP Service Surcharge is a monthly per-line charge applied to customers in those exchanges where LNP is being provided to customers to recover the LNP-specific investment and expense incurred made by the Telephone Company. Customers assessed this charge are those customers who are in the serving area of the host or standalone central office switch that has activated LNP.</p>	
<p>c. Specific rates and charges are set forth in Section <i>XXI.</i></p>	

**X. ADDITIONAL ENGINEERING, ADDITIONAL LABOR AND  
MISCELLANEOUS SERVICES** (Continued)

d. Application of the Charges

The LNP Service Surcharges are permitted to run for a five (5) year (sixty (60) month) period from the date of initiation.



## XI. COMPETITIVE AND NON-COMPETITIVE COUNTIES FOR SPECIAL ACCESS

<p><b>A. <u>General</u></b></p> <p>Certain Special Access rates and charges are applied based on whether the End User Channel Termination is served from a “Competitive County” or “Non-Competitive County.” Competitive Counties and Non-Competitive Counties are defined in Section <i>III.F.</i>, and the wire centers within Non-Competitive counties are listed in Section <i>XI.B.</i> below. These Non-Competitive counties remain under Price Cap Regulation.</p>																																									
<p>In wire centers within a Competitive County, monthly rates and nonrecurring charges for Special Access rate elements are subject to the “Competitive County Rate” which can be found in the Interstate Service Guide and Pricelist. In wire centers within a Non-Competitive County, monthly rates and nonrecurring charges for Special Access rate elements are subject to the “Non-Competitive County Rate” to the extent it is specified.</p>																																									
<p>For Interexchange Carrier Point of Presence Channel Terminations, Channel Mileage and Optional Features and Functions, including Multiplexing, the “Competitive County Rate,” if specified, applies regardless of whether the county is Competitive or Non-Competitive.</p>																																									
<p><b>B. <u>Competitive and Non-Competitive County Lists</u><sup>17</sup></b></p> <p>1. <i>Rate Group 1</i></p> <p>a. (Reserved for Future Use)</p> <p>b. The following wire centers in Rate Group 1 are in Non-Competitive Counties:</p> <table><tr><td>ID</td><td>Adams</td><td>NWMDIDXC</td></tr><tr><td>ID</td><td>Bingham</td><td>ABRDIDXC</td></tr><tr><td>ID</td><td>Bingham</td><td>SPFDIDXC</td></tr><tr><td>ID</td><td>Blaine</td><td>CARYIDXC</td></tr><tr><td>ID</td><td>Boise</td><td>GRYIDXC</td></tr><tr><td>ID</td><td>Boise</td><td>HRBNIDXC</td></tr><tr><td>ID</td><td>Camas</td><td>FRFDIDXC</td></tr><tr><td>ID</td><td>Gem</td><td>SWETIDXC</td></tr><tr><td>ID</td><td>Owyhee</td><td>HMDLIDXC</td></tr><tr><td>ID</td><td>Owyhee</td><td>MRNGIDXC</td></tr><tr><td>ID</td><td>Valley</td><td>CSCDIDXC</td></tr><tr><td>ID</td><td>Valley</td><td>DNLYIDXC</td></tr><tr><td>ID</td><td>Valley</td><td>MCCLIDXC</td></tr></table>			ID	Adams	NWMDIDXC	ID	Bingham	ABRDIDXC	ID	Bingham	SPFDIDXC	ID	Blaine	CARYIDXC	ID	Boise	GRYIDXC	ID	Boise	HRBNIDXC	ID	Camas	FRFDIDXC	ID	Gem	SWETIDXC	ID	Owyhee	HMDLIDXC	ID	Owyhee	MRNGIDXC	ID	Valley	CSCDIDXC	ID	Valley	DNLYIDXC	ID	Valley	MCCLIDXC
ID	Adams	NWMDIDXC																																							
ID	Bingham	ABRDIDXC																																							
ID	Bingham	SPFDIDXC																																							
ID	Blaine	CARYIDXC																																							
ID	Boise	GRYIDXC																																							
ID	Boise	HRBNIDXC																																							
ID	Camas	FRFDIDXC																																							
ID	Gem	SWETIDXC																																							
ID	Owyhee	HMDLIDXC																																							
ID	Owyhee	MRNGIDXC																																							
ID	Valley	CSCDIDXC																																							
ID	Valley	DNLYIDXC																																							
ID	Valley	MCCLIDXC																																							

<sup>17</sup> Pursuant to FCC 17-43, released April 28, 2017, Northwest Fiber has detariffed 1.) TDM channel terminations for wire centers in competitive counties; and 2.) packet-based services. Terms and Conditions for detariffed services can be found in the Interstate Service Guide and Pricelist.

**XI. COMPETITIVE AND NON-COMPETITIVE COUNTIES  
FOR SPECIAL ACCESS** (Continued)

2. <i>Rate Group 2</i>  (Reserved for Future Use)	
---	--

## XII. INTERFACE GROUPS, TRANSMISSION SPECIFICATIONS AND CHANNEL CODE

<p><b>A. <u>Local Transport Interface Groups</u></b></p> <p>The (10) Interface Groups are provided for terminating the Local Transport Entrance Facility at the customer's premises. Each Interface Group provides a specified premises interface code (e.g., two-wire, four-wire, DS1, etc.). At the option of the customer and where transmission facilities permit, the Entrance Facility and individual transmission path between the customer's premises and the first point of switching may be provided with optional features as set forth in Section VII.B.1.g. preceding.</p>	
<p>As a result of the customer's access order and the type of Telephone Company transport facilities serving the customer's premises, the need for signaling conversions or two-wire to four-wire conversions, or the need to terminate digital or high frequency facilities in channel bank equipment may require that Telephone Company equipment be placed at the customer's premises. For example, if a voice frequency interface is ordered by the customer and the Telephone Company facilities serving the customer's premises are digital, then Telephone Company channel bank equipment must be placed at the customer's premises in order to provide the voice frequency interface ordered by the customer.</p>	
<p>Interface Group 1 is provided with Type C Transmission Specifications, and Interface Groups 2 through 10 are provided with Type A or B Transmission Specifications, depending on the Feature Group and whether the Access Service is routed directly or through a Telephone Company access tandem. All Interface Groups are provided with Data Transmission Parameters.</p>	
<p>Only certain premises interfaces are available at the customer's premises. The premises interfaces codes associated with the Interface Groups may vary among Feature Groups. The various premises interfaces codes which are available with the Interface Groups, and the Feature Groups with which they may be used, are set forth in XII.A.11. following.</p>	
<p>For each of the ten (10) Interface Groups described following, the transmission path between the point of termination at the customer's premises and the first point of switching may be comprised of any form or configuration of plant and equipment capable of and typically used in the telecommunications industry for the transmission of voice and associated telephone signals within the frequency bandwidth of 300 to 3000 Hz.</p> <p><b>1. <i>Interface Group 1</i></b></p> <p>Interface Group 1 provides a two-wire voice frequency transmission path at the point of termination at the customer's premises. Interface Group 1 is not provided in association with FGC and FGD when the first point of switching is a Telephone Company access tandem. In addition, Interface Group 1 is not provided in association with FGB, FGC or FGD when the first point of switching can only provide four-wire terminations.</p>	
<p>Interface Group 1 is not provided in association with FGC and FGD when the first point of switching is a Telephone Company access tandem. In addition, Interface Group 1 is not provided in association with FGB, FGC, or FGD when the first point of switching provides only four-wire terminations.</p>	

## XII. INTERFACE GROUPS, TRANSMISSION SPECIFICATIONS AND CHANNEL CODE (Continued)

<p>The interface is provided with loop supervisory signaling. When the interface is associated with FGA, such signaling will be loop start or ground start signaling. When the interface is associated with FGB, FGC, or FGD, such signaling will be reverse battery signaling. When FGB, FGC, or FGD access service is associated with a two-way calling interface, E&amp;M signaling shall be used.</p>	
<p><b>2. Interface Group 2</b></p> <p>Interface Group 2 provides four-wire voice frequency transmission at the point of termination at the customer's premises. The interface is provided with loop supervisory signaling. When the interface is associated with FGA, such signaling will be loop start or ground start signaling. When the interface is associated with FGB, FGC, or FGD, such signaling, except for two-way calling which is E&amp;M signaling, will be reverse battery signaling.</p>	
<p>The transmission path between the point of termination at the customer designated premises and the first point of switching may be comprised of any form or configuration of plant capable of, and typically used in the telecommunications industry for the transmission of voice, and associated telephone signals within the frequency bandwidth of approximately 300 to 3000 Hz.</p>	
<p><b>3. Interface Group 3</b></p> <p>Interface Group 3 provides group level analog transmission at the point of termination at the customer's premises. The interface is capable of transmitting electrical signals between the frequencies of 60 to 180 kHz, with the capability to channelize up to twelve (12) voice frequency transmission paths. Certain frequencies within the bandwidth of the Interface Group are reserved for Telephone Company use, e.g., pilot and carrier group alarm tones. Before the first point of switching, the Telephone Company will provide multiplex equipment to derive twelve (12) transmission paths with a frequency bandwidth of approximately 300 to 3000 Hz.</p>	
<p>The interface is provided with SF supervisory signaling for each individual transmission channel.</p>	
<p>As of December 1, 1993, Interface Group 3 is available to existing customers only.</p>	
<p><b>4. Interface Group 4</b></p> <p>Interface Group 4 provides supergroup level analog transmission at the point of termination at the customer's premises. The interface is capable of transmitting electrical signals between the frequencies of 312 to 552 kHz, with the capability to channelize up to sixty (60) voice frequency transmission paths. Certain frequencies within the bandwidth of the Interface Group are reserved for Telephone Company use, e.g., pilot and carrier group alarm tones. Before the first point of switching, the Telephone Company will provide multiplex and channel bank equipment to derive sixty (60) transmission paths with a frequency bandwidth of approximately 300 to 3000 Hz.</p>	
<p>The interface is provided with SF supervisory signaling for each individual transmission channel.</p>	
<p>As of December 1, 1993, Interface Group 4 is available to existing customers only.</p>	

## XII. INTERFACE GROUPS, TRANSMISSION SPECIFICATIONS AND CHANNEL CODE (Continued)

<p><b>5. Interface Group 5</b></p> <p>Interface Group 5 provides mastergroup level analog transmission at the point of termination at the customer's premises. The interface is capable of transmitting electrical signals between the frequencies of 564 to 3084 kHz, with the capability to channelize up to six hundred (600) voice frequency transmission paths. Certain frequencies within the bandwidth of the Interface Group are reserved for Telephone Company use, e.g., pilot and carrier group alarm tones. Before the first point of switching, the Telephone Company will provide multiplex and channel bank equipment to derive six hundred (600) transmission paths with a frequency bandwidth of approximately 300 to 3000 Hz.</p>	
<p>The interface is provided with SF supervisory signaling for each individual transmission channel.</p>	
<p>As of December 1, 1993, Interface Group 5 is available to existing customers only.</p>	
<p><b>6. Interface Group 6</b></p> <p>Interface Group 6 provides DS1 level digital transmission at the point of termination at the customer's premises. The interface is capable of transmitting electrical signals at a nominal 1.544 Mbps, with the capability to channelize up to twenty-four (24) voice frequency transmission paths. Before the first point of switching, when analog switching utilizing analog terminations is provided, the Telephone Company will provide multiplex and channel bank equipment to derive twenty-four (24) transmission paths with a frequency bandwidth of approximately 300 to 3000 Hz. When digital switching or analog switching with digital carrier terminations is provided, the Telephone Company will provide, at the first point of switching, a DS1 signal in D3/D4 format.</p>	
<p>The interface is provided with bit stream supervisory signaling for each individual transmission channel.</p>	
<p><b>7. Interface Group 7</b></p> <p>Interface Group 7 provides DS1C level digital transmission at the point of termination at the customer's premises. The interface is capable of transmitting electrical signals at a nominal 3.152 Mbps, with the capability to channelize up to forty-eight (48) voice frequency transmission paths. Before the first point of switching, when analog switching utilizing analog terminations is provided, the Telephone Company will provide multiplex and channel bank equipment to derive up to forty-eight (48) voice frequency transmission paths with a frequency bandwidth of approximately 300 to 3000 Hz. When digital switching or analog switching with digital carrier terminations is provided, the Telephone Company will provide, at the first point of switching, DS1 signals in D3/D4 format.</p>	
<p>The interface is provided with bit stream supervisory signaling for each individual transmission channel.</p>	
<p>As of December 1, 1993, Interface Group 7 is available to existing customers only.</p>	

## XII. INTERFACE GROUPS, TRANSMISSION SPECIFICATIONS AND CHANNEL CODE (Continued)

<p><b>8. Interface Group 8</b></p> <p>Interface Group 8 provides DS2 level digital transmission at the point of termination at the customer's premises. The interface is capable of transmitting electrical signals at a nominal 6.312 Mbps, with the capability to channelize up to ninety-six (96) voice frequency transmission paths. Before the first point of switching, when analog switching utilizing analog terminations is provided, the Telephone Company will provide multiplex and channel bank equipment in its office to derive up to ninety-six (96) transmission paths with a frequency bandwidth of approximately 300 to 3000 Hz. When digital switching, or analog switching with digital carrier terminations is provided, the Telephone Company will provide, at the first point of switching, DS1 signals in D3/D4 format.</p>	
<p>The interface is provided with bit stream supervisory signaling for each individual transmission channel.</p>	
<p>Interface Group 8 is provided on an Individual Case Basis.</p>	
<p><b>9. Interface Group 9</b></p> <p>Interface Group 9 provides DS3 level digital transmission at the point of termination at the customer's premises. The interface is capable of transmitting electrical signals at a nominal 44.736 Mbps, with the capability to channelize up to six hundred seventy-two (672) voice frequency transmission paths. Before the first point of switching, when analog switching utilizing analog terminations is provided, the Telephone Company will provide multiplex and channel bank equipment to derive up to six hundred seventy-two (672) transmission paths with a frequency bandwidth of approximately 300 to 3000 Hz. When digital switching, or analog switching with digital carrier terminations is provided, the Telephone Company will provide, at the first point of switching, DS1 signals in D3/D4 format.</p>	
<p>The interface is provided with bit stream supervisory signaling for each individual transmission channel.</p>	
<p><b>10. Interface Group 10</b></p> <p>Interface Group 10 provides DS4 level digital transmission at the point of termination at the customer's premises. The interface is capable of transmitting electrical signals at a nominal 274.176 Mbps, with the capability to channelize up to four thousand thirty-two (4,032) voice frequency transmission paths. Before the first point of switching, when analog switching utilizing analog terminations is provided, the Telephone Company will provide multiplex and channel bank equipment to derive up to four thousand thirty-two (4,032) transmission paths with a frequency bandwidth of approximately 300 to 3000 Hz. When digital switching or analog switching with digital carrier terminations is provided, the Telephone Company will provide, at the first point of switching, DS1 signals in D3/D4 format.</p>	
<p>The interface is provided with bit stream supervisory signaling for each individual transmission channel.</p>	

**XII. INTERFACE GROUPS, TRANSMISSION SPECIFICATIONS AND  
CHANNEL CODE (Continued)**

Interface Group 10 is provided on an Individual Case Basis.	
---	--

## XII. INTERFACE GROUPS, TRANSMISSION SPECIFICATIONS AND CHANNEL CODE (Continued)

### 11. Available Premises Interface Codes

Following is a matrix showing which premises interface codes are available for each Interface Group as a function of the Telephone Company switch supervisory signaling and Feature Group. For explanations of these codes, see the Glossary of Channel Interface Codes in *XII.C.1.* following.

Interface Group	Telephone Company Switch Supervisory Signaling	Premises Interface Code	Feature Group			
			<u>A</u>	<u>B</u>	<u>C</u>	<u>D</u>
1	LO	2LS2	X			
	LO	2LS3	X			
	GO	2GS2	X			
	GO	2GS3	X			
	LO, GO	2DX3	X			
	LO, GO	4EA3-E	X			
	LO, GO	4EA3-M	X			
	LO, GO	6EB3-E	X			
	LO, GO	6EB3-M	X			
	RV, EA, EB, EC	2DX3		X	X	X
	RV, EA, EB, EC	4EA3-E		X	X	X
	RV, EA, EB, EC	4EA3-M		X	X	X
	RV, EA, EB, EC	6EB3-E		X	X	X
	RV, EA, EB, EC	6EB3-M		X	X	X
	EA, EB, EC	6EC3			X	X
	RV	2RV3-0		X	X	X
	RV	2RV3-T		X	X	X
2	LO, GO	4SF2	X			
	LO, GO	4SF3	X			
	LO	4LS2	X			
	LO	4LS3	X			
	LO	6LS2	X			
	GO	4GS2	X			
	GO	4GS3	X			
	GO	6GS2	X			
	LO, GO	4DX2	X			
	LO, GO	4DX3	X			
	LO, GO	6EA2-E	X			
	LO, GO	6EA2-M	X			
	LO, GO	8EB2-E	X			
	LO, GO	8EB2-M	X			
	LO, GO	6EX2-B	X			
	RV, EA, EB, EC	4SF2		X	X	X
	RV, EA, EB, EC	4SF3		X		
	RV, EA, EB, EC	4DX2		X	X	X
	RV, EA, EB, EC	4DX3		X	X	X
	RV, EA, EB, EC	6DX2			X	

Continued on next page...



## XII. INTERFACE GROUPS, TRANSMISSION SPECIFICATIONS AND CHANNEL CODE (Continued)

Cont'd from previous page...						
Interface Group	Telephone Company	Premises	Feature Group			
	<u>Switch Supervisory Signaling</u>	<u>Interface Code</u>	<u>A</u>	<u>B</u>	<u>C</u>	<u>D</u>
2 (cont'd)	RV, EA, EB, EC	6EA2-E		X	X	X
	RV, EA, EB, EC	6EA2-M,		X	X	X
	RV, EA, EB, EC	8EB2-E		X	X	X
	RV, EA, EB, EC	8EB2-M		X	X	X
	EA, EB, EC	8EC2-M			X	X
	RV	4RV2-0		X	X	X
	RV	4RV2-T		X	X	X
	RV	4RV3-0		X	X	
	RV	4RV3-T		X	X	
3	LO, GO	4AH5-B	X			
	RV, EA, EB, EC	4AH5-B		X	X	X
4	LO, GO	4AH6-C	X			
	RV, EA, EB, EC	4AH6-C		X	X	X
5	LO, GO	4AH6-D	X			
	RV, EA, EB, EC	4AH6-D		X	X	X
6	LO, GO	4DS9-15	X			
	LO, GO	4DS9-15L	X			
	RV, EA, EB, EC	4DS9-15		X	X	X
	RV, EA, EB, EC	4DS9-15L		X	X	X
7	LO, GO	4DS9-31	X			
	RV, EA, EB, EC	4DS9-32		X	X	X
	LO, GO	4DS9-31L	X			
	RV, EA, EB, EC	4DS9-31L		X	X	X
8	LO, GO	4DSO-63	X			
	LO, GO	4DSO-63L	X			
	RV, EA, EB, EC	4DSO-63		X	X	X
	RV, EA, EB, EC	4DSO-63I		X	X	X
9	LO, GO	4DS6-44	X			
	LO, GO	4DS6-44L	X			
	RV, EA, EB, EC	4DS6-44		X	X	X
	RV, EA, EB, EC	4DS6-44L		X	X	X
Continued on next page...						

## XII. INTERFACE GROUPS, TRANSMISSION SPECIFICATIONS AND CHANNEL CODE (Continued)

Cont'd from previous page...							
Interface Group	Telephone Company Switch Supervisory Signaling	Premises Interface Code	Feature Group				
A	B	C	D				
10	LO, GO	4DS6-27	X				
	LO, GO	4DS6-27L	X				
	RV, EA, EB, EC	4DS6-27		X	X	X	
	RV, EA, EB, EC	4DS6-27L		X	X	X	
<b>12. Supervisory Signaling</b>							
Supervisory Signaling allows the customer to order an optional supervisory signaling arrangement for each transmission path provided where the transmission parameters permit, and where signaling conversion is required by the customer to meet its signaling capability.							
<ul style="list-style-type: none"> <li>For Interface Groups 1 and 2</li> </ul> <p>DX Supervisory Signaling, E&amp;M Type I Supervisory Signaling, E&amp;M Type II Supervisory Signaling, or E&amp;M Type III Supervisory Signaling</p>							
<ul style="list-style-type: none"> <li>For Interface Group 2</li> </ul> <p>SF Supervisory Signaling, or Tandem Supervisory Signaling</p>							
These Interface Groups may, at the option of the customer be provided with individual transmission path SF supervisory signaling where such signaling is available in Telephone Company central offices. Generally such signaling is available only where the entry switch provides an analog, i.e., nondigital, interface to the transport termination.							
<b>B. <u>Transmission Specifications Switched Access Service</u></b>							
<b>1. <i>Standard Transmission Specifications</i></b>							
The Telephone Company will maintain existing transmission specifications on functioning service configurations installed prior to the effective date of this tariff except that service configurations having performance specifications exceeding the standards listed in this provision will be maintained at performance levels specified in this tariff.							

## XII. INTERFACE GROUPS, TRANSMISSION SPECIFICATIONS AND CHANNEL CODE (Continued)

<p>The transmission specifications contained in this Section are immediate action limits. Acceptance limits are set forth in Technical Reference TR-NPL-000334. This Technical Reference also provides the basis for determining Switched Access Service maintenance limits.</p> <p>a. Type A Transmission Specifications</p> <p>Type A Transmission Specifications are provided with the following parameters:</p> <p>(1) Loss Deviation</p> <p>The maximum Loss Deviation of the 1004 Hz loss relative to the Expected Measured Loss (EML) is <math>\pm 2.0</math> dB.</p>													
<p>(2) Attenuation Distortion</p> <p>The maximum Attenuation Distortion in the 404 to 2804 Hz frequency band relative to the loss at 1004 Hz is -1.0 dB to +3.0 dB.</p>													
<p>(3) C-Message Noise</p> <p>The maximum C-Message Noise for the transmission path at the route miles listed is less than or equal to:</p> <table><thead><tr><th><u>Route Miles</u></th><th><u>C-Message Noise</u></th></tr></thead><tbody><tr><td>Less than 50</td><td>32 dBrnCO</td></tr><tr><td>51 to 100</td><td>34 dBrnCO</td></tr><tr><td>101 to 200</td><td>37 dBrnCO</td></tr><tr><td>201 to 400</td><td>40 dBrnCO</td></tr><tr><td>401 to 1000</td><td>42 dBrnCO</td></tr></tbody></table>		<u>Route Miles</u>	<u>C-Message Noise</u>	Less than 50	32 dBrnCO	51 to 100	34 dBrnCO	101 to 200	37 dBrnCO	201 to 400	40 dBrnCO	401 to 1000	42 dBrnCO
<u>Route Miles</u>	<u>C-Message Noise</u>												
Less than 50	32 dBrnCO												
51 to 100	34 dBrnCO												
101 to 200	37 dBrnCO												
201 to 400	40 dBrnCO												
401 to 1000	42 dBrnCO												
<p>(4) C-Notch Noise</p> <p>The maximum C-Notch Noise, utilizing a -16 dBmO holding tone, is less than or equal to 45 dBrnCO.</p>													

## XII. INTERFACE GROUPS, TRANSMISSION SPECIFICATIONS AND CHANNEL CODE (Continued)

<p>(5) Echo Control</p> <p>Echo Control, identified as Equal Level Echo Path Loss, and expressed as Echo Return Loss and Singing Return Loss, is dependent on the routing, i.e., whether the service is routed directly from the customer's point of termination (POT) to the end office or via a Telephone Company access tandem. It is equal to or greater than the following:</p> <table><tr><td></td><td><u>Echo Return Loss</u></td><td><u>Singing Return Loss</u></td></tr><tr><td>POT to Access Tandem</td><td>21 dB</td><td>4 dB</td></tr><tr><td>POT to End Office</td><td></td><td></td></tr><tr><td>- Direct</td><td>N/A</td><td>N/A</td></tr><tr><td>- Via Access Tandem</td><td>16 dB</td><td>11 dB</td></tr></table>		<u>Echo Return Loss</u>	<u>Singing Return Loss</u>	POT to Access Tandem	21 dB	4 dB	POT to End Office			- Direct	N/A	N/A	- Via Access Tandem	16 dB	11 dB	
	<u>Echo Return Loss</u>	<u>Singing Return Loss</u>														
POT to Access Tandem	21 dB	4 dB														
POT to End Office																
- Direct	N/A	N/A														
- Via Access Tandem	16 dB	11 dB														
<p>(6) Standard Return Loss</p> <p>Standard Return Loss expressed as Echo Return Loss and Singing Return Loss on two-wire ports of a four-wire point of termination shall be equal to or greater than:</p> <table><tr><td></td><td><u>Echo Return Loss</u></td><td><u>Singing Return Loss</u></td></tr><tr><td></td><td>5 dB</td><td>2.5 dB</td></tr></table>		<u>Echo Return Loss</u>	<u>Singing Return Loss</u>		5 dB	2.5 dB										
	<u>Echo Return Loss</u>	<u>Singing Return Loss</u>														
	5 dB	2.5 dB														
<p>b. Type B Transmission Specifications</p> <p>Type B Transmission Specifications are provided with the following parameters:</p> <p>(1) Loss Deviation</p> <p>The maximum Loss Deviation of the 1004 Hz loss relative to the Expected Measured Loss (EML) is plus or minus 2.5 dB.</p>																
<p>(2) Attenuation Distortion</p> <p>The maximum Attenuation Distortion in the 404 to 2804 Hz frequency band relative to loss at 1004 Hz is -2.0 dB to +4.0 dB.</p>																

## XII. INTERFACE GROUPS, TRANSMISSION SPECIFICATIONS AND CHANNEL CODE (Continued)

(3) C-Message Noise		
The maximum C-Message Noise for the transmission path at the route miles listed is less than or equal to:		
	C-Message Noise <sup>18</sup>	
<u>Route Miles</u>	<u>Type B1</u>	<u>Type B2</u>
Less than 50	32 dBrnCO	35 dBrnCO
51 to 100	33 dBrnCO	37 dBrnCO
101 to 200	35 dBrnCO	40 dBrnCO
201 to 400	37 dBrnCO	43 dBrnCO
401 to 1000	39 dBrnCO	45 dBrnCO

| (4) C-Notch Noise |  |  |
| The maximum C-Notch Noise, utilizing a -16 dBm0 holding tone is less than or equal to 47 dBrnCO. |  |  |

---

<sup>18</sup> For Feature Groups C and D only Type B2 will be provided. For Feature Groups A and B, Type B1 or B2 will be provided as set forth in Technical Reference TR-NPL-000334.

## XII. INTERFACE GROUPS, TRANSMISSION SPECIFICATIONS AND CHANNEL CODE (Continued)

(5) Echo Control		
<p>Echo Control, identified as Impedance Balance for FGA and FGB and Equal Level Echo Path Loss for FGC and FGD, and expressed as Echo Return Loss (ERL) and Singing Return Loss (SRL), is dependent on the routing, i.e., whether the service is routed directly from the customer's point of termination (POT) to the end office or via a Telephone Company access tandem. The ERL and SRL also differ by Switched Access Service, type of termination, and type of transmission path. They are greater than or equal to the following:</p>		
	<u>Echo Return Loss</u>	<u>Singing Return Loss</u>
POT to Access Tandem		
- Terminated in four-wire trunk	21 dB	14 dB
- Terminated in two-wire trunk	16 dB	11 dB
POT to End Office		
- Direct	16 dB	11 dB
- Via Access Tandem		
• For FGB access	8 dB	4 dB
• For FGC access (effective four-wire transmission path at end office)	16 dB	11 dB
• For FGC access (effective two-wire transmission path at end office)	13 dB	6 dB
(6) Standard Return Loss		
<p>Standard Return Loss, expressed as Echo Return Loss and Singing Return Loss, on two-wire ports of a four-wire point of termination shall be equal to or greater than:</p>		
	<u>Echo Return Loss</u>	<u>Singing Return Loss</u>
	5 dB	2.5 dB
c. Type C Transmission Specifications		
<p>Type C Transmission Specifications are provided with the following parameters:</p>		
(1) Loss Deviation		
<p>The maximum Loss Deviation of the 1004 Hz loss relative to the Expected Measured Loss (EML) is plus or minus 3.0 dB.</p>		

## XII. INTERFACE GROUPS, TRANSMISSION SPECIFICATIONS AND CHANNEL CODE (Continued)

(2) Attenuation Distortion			
The maximum Attenuation Distortion in the 404 to 2804 Hz frequency band relative to loss at 1004 Hz is -2.0 dB to +5.5 dB.			
(3) C-Message Noise			
The maximum C-Message Noise for the transmission path at the route miles listed is less than or equal to:			
	C-Message Noise <sup>19</sup>		
	<u>Type B1</u>	<u>Type B2</u>	
Less than 50	32 dBrnCO	35 dBrnCO	
51 to 100	33 dBrnCO	37 dBrnCO	
101 to 200	35 dBrnCO	40 dBrnCO	
201 to 400	37 dBrnCO	43 dBrnCO	
401 to 1000	39 dBrnCO	45 dBrnCO	
Less than 50	32 dBrnCO	38 dBrnCO	
51 to 100	33 dBrnCO	39 dBrnCO	
101 to 200	35 dBrnCO	41 dBrnCO	
201 to 400	37 dBrnCO	43 dBrnCO	
401 to 1000	39 dBrnCO	45 dBrnCO	
(4) C-Notch Noise			
The maximum C-Notch Noise, utilizing a -16 dBmO holding tone is less than or equal to 47 dBrnCO.			

<sup>19</sup> For Feature Groups C and D only Type C2 will be provided. For Feature Groups A and B, Type C1 or C2 will be provided as set forth in Technical Reference TR-NPL-000334.





## **XII. INTERFACE GROUPS, TRANSMISSION SPECIFICATIONS AND CHANNEL CODE (Continued)**

<p>(3) Impulse Noise Counts</p> <p>The Impulse Noise Counts exceeding a 65 dBrnCO threshold in fifteen (15) minutes is no more than fifteen (15) counts.</p>													
<p>(4) Intermodulation Distortion</p> <p>The Second Order (R2) and Third Order (R3) Intermodulation Distortion products are equal to or greater than:</p> <table data-bbox="446 619 950 693"> <tr> <td>Second Order (R2)</td><td>33 dB</td></tr> <tr> <td>Third Order (R3)</td><td>40 dB</td></tr> </table>	Second Order (R2)	33 dB	Third Order (R3)	40 dB									
Second Order (R2)	33 dB												
Third Order (R3)	40 dB												
<p>(5) Phase Jitter</p> <p>The Phase Jitter over the 4-300 Hz frequency band is less than or equal to five (5) degrees peak-to-peak.</p>													
<p>(6) Frequency Shift</p> <p>The maximum Frequency Shift does not exceed -2 to +2 Hz.</p>													
<p>b. Data Transmission Parameters Type DB</p> <p>(1) Signal to C-Notched Noise Ratio</p> <p>The signal to C-Notched Noise Ratio is equal to or greater than 30 dB.</p>													
<p>(2) Envelope Delay Distortion</p> <p>The maximum Envelope Delay Distortion for the frequency bands and route miles specified is:</p> <table data-bbox="446 1354 1112 1701"> <tr> <td colspan="2"><u>604 to 2804 Hz</u></td></tr> <tr> <td>Less than 50 route miles</td><td>800 microseconds</td></tr> <tr> <td>Equal to or greater than 50 route miles</td><td>1000 microseconds</td></tr> <tr> <td colspan="2"><u>1004 to 2404 Hz</u></td></tr> <tr> <td>Less than 50 route miles</td><td>320 microseconds</td></tr> <tr> <td>Equal to or greater than 50 route miles</td><td>500 microseconds</td></tr> </table>	<u>604 to 2804 Hz</u>		Less than 50 route miles	800 microseconds	Equal to or greater than 50 route miles	1000 microseconds	<u>1004 to 2404 Hz</u>		Less than 50 route miles	320 microseconds	Equal to or greater than 50 route miles	500 microseconds	
<u>604 to 2804 Hz</u>													
Less than 50 route miles	800 microseconds												
Equal to or greater than 50 route miles	1000 microseconds												
<u>1004 to 2404 Hz</u>													
Less than 50 route miles	320 microseconds												
Equal to or greater than 50 route miles	500 microseconds												

## **XII. INTERFACE GROUPS, TRANSMISSION SPECIFICATIONS AND CHANNEL CODE (Continued)**

<p>(3) Impulse Noise Counts</p> <p>The Impulse Noise Counts exceeding a 67 dBnCO threshold in fifteen (15) minutes is no more than fifteen (15) counts.</p>					
<p>(4) Intermodulation Distortion</p> <p>The Second Order (R2) and Third Order (R3) Intermodulation Distortion products are equal to or greater than:</p> <table><tr><td>Second Order (R2)</td><td>31 dB</td></tr><tr><td>Third Order (R3)</td><td>34 dB</td></tr></table>	Second Order (R2)	31 dB	Third Order (R3)	34 dB	
Second Order (R2)	31 dB				
Third Order (R3)	34 dB				
<p>(5) Phase Jitter</p> <p>The Phase Jitter over the 4-300 Hz frequency band is less than or equal to seven (7) degrees peak-to-peak.</p>					
<p>(6) Frequency Shift</p> <p>The maximum Frequency shift does not exceed -2 to +2 Hz.</p>					
<p><b>C. <u>Special Access Channel Interface and Network Channel Codes</u></b></p> <p>This section explains the Channel Interface codes and Network Channel codes that the customer must specify when ordering Special Access Service, Switched Access Entrance Facilities, and Voice Grade and High Capacity Direct Trunked Transport. Included is an example which explains the specific characters of the code, a glossary of Channel Interface codes, impedance levels, Network Channel codes and compatible Channel Interfaces.</p>					

## XII. INTERFACE GROUPS, TRANSMISSION SPECIFICATIONS AND CHANNEL CODE (Continued)

Example: If the customer specifies an NT Network Channel Code and a 2DC8-3 Channel Interface at the customer's premises, the following is being requested:

NT	=	Metallic Channel with a Predefined Technical Specification Package (1)
2	=	Number of physical wires at customer premises
DC	=	Facility interface for direct current or voltage
8	=	Variable impedance level
3	=	Metallic facilities (DC continuity) for direct current/low frequency control signals or slow speed data (30 baud)

### 1. *Glossary of Channel Interface Codes and Options*

<u>Code</u>	<u>Option</u>	<u>Definition</u>
AB -		Accepts 20 Hz ringing signal at customer's point of termination
AC -		Accepts 20 Hz ringing signal at customer's end user's point of termination
AH -		Analog high capacity interface
	- B	60 kHz to 108 kHz (12 Channels)
	- C	312 kHz to 552 kHz (60 Channels)
	- D	564 kHz to 3084 kHz (600 Channels)
CT -		Centrex Tie Trunk Termination
DA -		Data stream in VF frequency band at customer's end user's point of termination
DB -		Data stream in VF frequency band at customer's point of termination
	- 10	VF for TG1 and TG2
	- 43	VF for 43 Telegraph Carrier type signals, TG1 and TG2 DC – direct current or voltage
	- 1	Monitoring interface with series RC combination (McCulloh format)
	- 3	Metallic facilities (DC continuity) fir current/low frequency control signals or slow speed data (30 baud)
DD -		DATAPHONE Select-A-Station (and TABS) interface at customer's point of termination
DE -		DATAPHONE Select-A-Station (and TABS) interface at customer's end user's point of termination
DS -		Digital hierarchy interface

Continued on next page...

## XII. INTERFACE GROUPS, TRANSMISSION SPECIFICATIONS AND CHANNEL CODE (Continued)

Cont'd from previous page...

<u>Code</u>	<u>Option</u>	<u>Definition</u>
DS -		Digital hierarchy interface
- 15		1.544 Mbps (DS1) format per PUB 41451 plus D4
- 15E		8-bit PCM encoded in one 64 kbps of the DS1 signal
- 15F		8-bit PCM encoded in two 64 kbps of the DS1 signal
- 15G		8-bit PCM encoded in three 64 kbps of the DS1 signal
- 15H		14/11-bit PCM encoded in six 64 kbps of the DS1 signal
- 15J		1.544 Mbps format per PUB 41451
- 15K		1.544 Mbps format per PUB 41451 plus extended framing format
- 15L		1.544 Mbps (DS1) with SF signaling
- 27		274.176 Mbps (DS4)
- 27L		274.176 Mbps (DS4) with SF signaling
- 31		3.152 Mbps (DS1C)
- 31L		3.152 Mbps (DS1C) with SF signaling
- 44		44.736 Mbps (DS3)
- 44L		44.736 Mbps (DS3) with SF signaling
- 63		6.312 Mbps (DS2)
- 63L		6.312 Mbps (DS2) with SF signaling
DU -		Digital access interface
- 19		19.2 kbps
- 24		2.4 kbps
- 48		4.8 kbps
- 56		56.0 kbps
- 64		64 kbps
- 96		9.6 kbps
- A		1.544 Mbps format per PUB 41451
- B		1.544 Mbps format per PUB 41451 plus D4
- C		1.544 Mbps format per PUB 41451 plus extended framing format
DX -		Duplex signaling interface at customer's point of termination
DY -		Duplex signaling interface at customer's end user's point of termination
EA -	E	Type I E&M Lead Signaling. Customer at POT or customer's end user at POT originates on E Lead.
EA -	M	Type I E&M Lead Signaling. Customer at POT or customer's end user at POT originates on M Lead.
EB -	E	Type II E&M Lead Signaling. Customer at POT or customer's end user at POT originates on E Lead.
EB -	M	Type II E&M Lead Signaling. Customer at POT or customer's end user at POT originates on M Lead.
EC -		Type III E&M signaling at customer POT
EX -	A	Tandem channel unit signaling for loop start or ground start and customer supplies open end (dial tone, etc.) functions.

Continued on next page...

## XII. INTERFACE GROUPS, TRANSMISSION SPECIFICATIONS AND CHANNEL CODE (Continued)

Cont'd from previous page...		
<u>Code</u>	<u>Option</u>	<u>Definition</u>
EX -	B	Tandem channel unit signaling for loop start or ground start and customer supplies closed end (dial tone, etc.) functions.
GO -		Ground start loop signaling – open end function by customer or customer's end user.
GS -		Ground start loop signaling –closed end function by customer or customer's end user.
IA -		E.I.A. (25 pin RS-232)
LA -		End user loop start loop signaling – Type A OPS registered port open end
LB -		End user loop start loop signaling – Type B OPS registered port open end
LC -		End user loop start loop signaling – Type C OPS registered port open end
LO -		Loop start loop signaling – open end function by customer or customer's end user
LR -		20 Hz automatic ringdown interface at customer with Telephone Company provided PLAR
LS -		Loop start loop signaling – closed end function by customer or customer's end user
NO -		No signaling interface, transmission only
PG -		Program transmission – no dc signaling
	- 1	Nominal frequency from 50 to 1500 Hz
	- 3	Nominal frequency from 200 to 3500 Hz
	- 5	Nominal frequency from 100 to 5000 Hz
	- 8	Nominal frequency from 50 to 8000 Hz
PR -		Protective relaying <sup>20</sup>
RV -	0	Reverse battery signaling, one way operation, originate by customer
	- T	Reverse battery signaling, one way operation, terminate function by customer or customer's end user
SF -		Signal frequency signaling with VF band at either customer POT or customer's end user POT.
TF -		Telephotograph interface
TT -		Telegraph/Teletypewriter interface at either customer POT or customer's end user POT
	- 2	20.0 milliamperes
	- 3	3.0 milliamperes
	- 6	62.5 milliamperes
Continued on next page...		

<sup>20</sup> Available only for the transmission of audio tone protective relaying signals used in the protection of electric power systems during fault conditions.

## XII. INTERFACE GROUPS, TRANSMISSION SPECIFICATIONS AND CHANNEL CODE (Continued)

Cont'd from previous page...

<u>Code</u>	<u>Option</u>	<u>Definition</u>
TV -		Television interface
	- 1	Combined (duplexed) video and one audio signal
	- 2	Combined (duplexed) video and two audio signals
	- 5	Video plus one (or two) audio 5 kHz signal(s) or one (or two) two-wire.
	- 15	Video plus one (or two) audio 15 kHz signal(s)
WA -		Wideband bandwidth interface at customer's end user POT
	- 1	Limited bandwidth
	- 2	Nominal passband from 29000 to 44000 Hz
WB		Wideband data interface at customer POT
	- 18S	18.75 kbps, synchronous
	- 19A	Up to 19.2 kbps asynchronous
	- 19S	19.2 kbps synchronous
	- 23A	Up to 230.4 kbps, asynchronous
	- 23S	230.4 kbps, synchronous
	- 40S	40.8 kbps, synchronous
	- 50A	Up to 50.0 kbps, asynchronous
	- 50S	50.0 kbps synchronous
WC -		Wideband data interface at customer's end user
	- 18	POT 18.75 kbps, synchronous For 12-wire interface: 19.2 kbps, synchronous for 10-wire interface:
	- 19	up to 19.2 kbps
	- 23	Asynchronous up to 230.4 kbps, asynchronous
	- 23S	230.4 kbps, synchronous
	- 40	40.8 kbps, synchronous For 12-wire interface: 50.0 kbps, synchronous for 10-wire interface:
	- 50	up to 50.0 kbps
WD -		Asynchronous wideband bandwidth interface at customer POT
	- 1	Nominal passband from 300 to 18000 Hz
	- 2	Nominal passband from 28000 to 44000 Hz
	- 3	Nominal passband from 29000 to 44000 Hz

## XII. INTERFACE GROUPS, TRANSMISSION SPECIFICATIONS AND CHANNEL CODE (Continued)

2. Impedance

The nominal reference impedance with which the channel will be terminated for the purpose of evaluating transmission performance:

<u>Value (ohms)</u>	<u>Code(s)</u>
110	0
150	1
600	2
900	3 <sup>21</sup>
135	5
75	6
124	7
Variable	8
100	9

3. Digital Hierarchy Channel Interface Codes

Customers selecting the multiplexed four-wire DSX-1 or higher facility interface option at the customer designated premises will be requested to provide subsequent system and channel assignment data. The various digital bit rates in the digital hierarchy employ the channel interface code 4DS8, 4DS9, 4DS0, or 4DS6 plus the speed options indicated below:

<u>Interface Code and Speed Option</u>	<u>Nominal Bit Rate (Mbps)</u>	<u>Digital Hierarchy Level</u>
4DS8-18	1.544	DS1
4DS9-31	3.152	DS1C
4DS0-63	6.312	DS2
4DS6-44	44.736	DS3
4DS6-27	274.176	DS4 <sup>21</sup>

<sup>21</sup> For those interface codes with a four-wire transmission path at the customer designated POT, rather than a standard 900 ohm impedance the code (3) denotes a customer provided transmission equipment termination. Such terminations were provided to customers in accordance with the FCC Docket No. 20099 Settlement Agreement.

## XII. INTERFACE GROUPS, TRANSMISSION SPECIFICATIONS AND CHANNEL CODE (Continued)

### 4. *Service Designator/Network Channel Code Conversion Table*

The purpose of this table is to show the relationship between the service designator codes (e.g., VGC, MT2, etc.), and the network channel codes that are used for various administrative purposes.

<u>Service Designator Code</u>	<u>Network Channel Code</u>
MTC	MQ
MT1	NT
MT2	NU
MT3	NV
TGC	NQ
TG1	NW
TG2	NY
VGC	LQ
VG1	LB
VG2	LC
VG3	LD
VG4	LE
VG5	LF
VG6	LG
VG7	LH
VG8	LJ
VG9	LK
VG10	LN
VG11	LP
VG12	LR
APC	PQ
AP1	PE
AP2	PF
AP3	PJ
AP4	PK
TVC	UQ
TV1	TV
TV2	TW
WA1	WJ
WA1T	WQ
WA2	WL
WA2A	WR
WA3	WN
WA4	WP
WD1	WB
WD2	WE
WD3	WF
DA1	XA
DA2	XB
DA3	XG

Continued on next page...



## XII. INTERFACE GROUPS, TRANSMISSION SPECIFICATIONS AND CHANNEL CODE (Continued)

Cont'd from previous page...	
<u>Service Designator Code</u>	<u>Network Channel Code</u>
DA4	XH
HC0	HS
HC1	HC
HC1C	HD
HC2	HE
HC3	HF
HC4	HG

5. *Compatible Channel Interfaces*

The following tables show the channel interface codes (CIs) which are compatible:

a. Metallic

	<u>Compatible CIs</u>		<u>Compatible CIs</u>
4AH5-B	2DC8-1	4AH6-D	2DC8-2
4AH5-N	24C8-2	2DC8-1	2DC8-2
4AH6-C	2DC8-1	2DC8-3	2DC8-3
4AH6-C	2DC8-2	4DS9- <sup>22</sup>	2DC8-1
4AH6-D	2DC8-1	4DS9- <sup>22</sup>	2DC8-2
4DS8- <sup>22</sup>	2DC8-1	4DS8- <sup>22</sup>	2DC8-2

<sup>22</sup> See XII.C preceding for explanation.

## XII. INTERFACE GROUPS, TRANSMISSION SPECIFICATIONS AND CHANNEL CODE (Continued)

b. Voice Grade					
<u>Compatible Cls</u>		<u>Compatible Cls</u>		<u>Compatible Cls</u>	
4AB2	4AB2				
4AB2	4AC2	4AH5-B	6DA2	4AH6-D	2DY2
4AB3	4AC2	4AH5-B	4DA2	4AH6-C	9DY2
4AB2	2AC2	4AH5-B	2DA2	4AHG-C	9DY3
4AB3	2AC2			4AH6-C	6DY2
2AB2	2AC2	4AH6-D	4DE2	4AH6-C	6DY3
2AB3	2AC2	4AH6-C	4DE2	4AH6-C	4DY2
		4AH5-B	4DE2	4AH6-C	2DY2
4AB2	4SF2	4AH6-D	2DE2	4AH5-B	9DY2
4AB3	4SF2	4AH6-C	2DE2	4AH5-B	9DY3
4AH5-B	2DE2	4AH5-B	6DY2		
4AH6-D	4AC2			4AH5-B	6DY3
4AH6-D	2AC2	4AH6-D	4DX3	4AH5-B	4DY2
4AH6-C	4AC2	4AH6-C	4DX3	4AH5-B	2DY2
4AH6-C	2AC2	4AH5-B	4DX3		
4AH5-B	4AC2	4AH6-D	4DX2	4AH5-D	9EA2
4AH5-B	2AC2	4AH6-C	4DX2	4AH5-D	9EA3
4AH5-B	4DX2	4AH6-D	6EA2-E		
				4AH6-D	6EA2-M
4AH6-D	2CT3	4AH6-D	9DY2	4AH6-D	4EA2-E
		4AH6-D	9DY3	4AH6-D	4EA2-M
4AH6-C	2CT3	4AH6-D	6DY2	4AH6-C	9EA2
4AH5-B	2CT3	4AH6-D	6DY3	4AJ7-C	9EA3
4AH6-D	6DA2	4AH6-D	4DY2	4AH6-C	6EA2-E
4AH6-D	4DA2				
4AH6-D	2DA2	4AH6-D	6GS2	4AH6-D	2LO2
4AH6-C	6DA2	4AH6-D	4GS2	4AH6-C	2LO3
4AH6-C	4DA2	4AH6-D	2GS3	4AH6-C	2LO2
4AH6-C	2DA2	4AH6-D	2GS2	4AH5-B	2LO3
4AH6-C	6EA2-M	4AH6-C	6GS2	4AH5-B	2LO2
4AH6-C	4EA2-E	4AH6-C	4GS2		
4AH6-C	4EA2-M	4AH6-C	2GS3	4AH6-B	4LR2
4AH5-B	9EA2	4AH6-C	2GS2	4AH6-D	2LR2
4AH5-B	9EA3	4AH5-B	6GS2	4AH6-C	4LR2
4AH5-B	6EA2-E	4AH5-B	4GS2	4AH6-C	2LR2
4AH5-B	6EA2-M	4AH5-B	2GS3	4AH5-B	4LR2
4AH5-B	4EA2-E	4AH5-B	2GS2	4AH5-B	2LR2
4AH5-B	4EA2-M				

Continued on next page...

## XII. INTERFACE GROUPS, TRANSMISSION SPECIFICATIONS AND CHANNEL CODE (Continued)

Cont'd from previous page...					
<u>Compatible Cls</u>		<u>Compatible Cls</u>		<u>Compatible Cls</u>	
4AH6-D	8EB2-E	4AH6-D	2LA2	4AH6-D	6LS2
4AH6-D	8EB2-M	4AH6-C	2LA2	4AH6-D	4LS2
		4AH5-B	2LA2	4AH6-D	2LS2
4AH6-D	6EB2-E	4AH6-D	2LA3		
4AH6-D	6EB2-M	4AH6-D	2LB2	4AH6-C	6LS2
4AH6-C	8EB2-E	4AHG-C	2LB2	4AH6-C	4LS2
4AH6-C	8EB2-M	4AH5-B	2LB2	4AH6-C	2LS2
4AH6-C	6EB2-E	4AH6-C	2LS3		
4AH5-B	6EB2-M	4AH6-D	2LC2	4AH5-B	6LS2
4AH5-B	8EB2-E	4AH6-C	2LC2	4AH5-B	4LS2
4AH5-B	8EB2-M	4AH5-B	2LC2	4AH5-B	2LS2
4AH5-B	6EB2-E				
4AH5-B	6EB2-M	4AH6-D	2LO3	4AH5-B	2LS3
4AH6-D	2GO2	4AH6-D	4TF2	2CT3	8EB2-E
4AH6-D	2GO3				
4AH6-C	2GO2	4AJ7-D	2TF2	2CT3	8EB2-M
4AH6-C	2GO2	4AH6-C	4TF2		
4AH5-B	2GO2	4AH6-C	2TF2	2CT3	6482-E
4AH5-B	2GO3	4AH5-B	4TF2	2CT3	6EB2-M
4AH6-D	4NO2	4AH5-B	2TF2		
				2CT36	EB3-E
4AH6-D	2NO2	2CT3	4DS9- <sup>23</sup>		
4AH6-C	4NO2			2CT3	8EC2
4AH6-C	2NO2	2CT3	6DX2		
4AH5-B	4NO2	2CT3	4DX2	2CT3	4SF2
4AH5-B	2NO2	2CTS	4DX3	2CT3	4SF3

Continued on next page...

<sup>23</sup> See XII.C. preceding for explanation.

## XII. INTERFACE GROUPS, TRANSMISSION SPECIFICATIONS AND CHANNEL CODE (Continued)

Cont'd from previous page...					
<u>Compatible Cls</u>		<u>Compatible Cls</u>		<u>Compatible Cls</u>	
4AH6-D	4PR2	2CT3	9DY3	6DA2	6DA2
4AH6-D	2PR2	2CT3	6DY3	6DA2	4DA2
4AH6-C	4PR2	2CT3	9DT2	4DA2	4DA2
4AH6-C	2PR2	2CT3	6DY2		
4AH5-B	4PR2	2CT3	4DY3	4DB2	6DA2
4AH5-B	2PR2	2CT3	2DY2	4DB2	4DA2
		4DB2	2DA2		
4AH6-D	4RV2-T	2CT3	9EA3	2DB3	2DA2
4AH6-D	2RV2-T	2CT3	9EA2	2DB2	2DA2
4AH6-C	4RV2-T	2CT3	6EA2-E	4DB2	4DB2
4AH6-C	2RV2-T	2CT3	6EA2-M	4DB2	4NO2
4AH5-B	4TV2-T	2CT3	4EA2-E	4DB2	2NO2
4AH5-B	2RV2-T	2CT3	4EA2-M	2DB2	2NO2
4AH6-D	4SF2			4DB2	4PR2
4AH6-C	4SF2			4DB2	2PR2
2CT3	2DY2				
2CT3	4DS8*				
2CT3	4DY2				
2CT3	6EB2-E				
2CT3	9DY2				
2CT3	6EB2-E				
2CT3	9DY2				
4AH5-B	4SF2	2DB2	2PR2		
4AH6-D	4SF3				
4AH6-C	4SF3				
4AH5-B	4SF3				
Continued on next page...					

## XII. INTERFACE GROUPS, TRANSMISSION SPECIFICATIONS AND CHANNEL CODE (Continued)

Cont'd from previous page...					
<u>Compatible Cls</u>		<u>Compatible Cls</u>		<u>Compatible Cls</u>	
4DD3	4DE2	4DS8-* <sup>24</sup>	9DY3		
4DD3	2DE2	4DS8- <sup>24</sup>	9DY2		
		4DS8- <sup>24</sup>	6DY3		
4DS8- <sup>24</sup>	4AC2	4DS8- <sup>24</sup>	6DY2		
4DS8- <sup>24</sup>	2AC2	4DS8- <sup>24</sup>	4DY2		
		4DS8- <sup>24</sup>	2DY2		
4DS8- <sup>24</sup>	6DA2				
4DS8- <sup>24</sup>	4DA2				
4DS8- <sup>24</sup>	2DA2	4DS8- <sup>24</sup>	9EA2		
		4DS8- <sup>24</sup>	9EA3		
4DS8- <sup>24</sup>	4DE2	4DS8- <sup>24</sup>	6EA2-E		
4DS8- <sup>24</sup>	EDE2	4DS8- <sup>24</sup>	6EA2-M		
		4DS8- <sup>24</sup>	4EA2-E		
4DS8- <sup>24</sup>	4DX3				
4DS8- <sup>24</sup>	4DX2				
4DS8- <sup>24</sup>	8EB2-E	4DS8- <sup>24</sup>	4NO2	4DX3	9DY2
4DS8- <sup>24</sup>	8EB2-M	4DS8- <sup>24</sup>	2NO2	4DX2	6DY3
4DS8- <sup>24</sup>	6EB2-E			4DX3	6DY3
4DS8- <sup>24</sup>	6EB2-M	4DS8- <sup>24</sup>	4PR2	4DX2	6DY2
		4DS8- <sup>24</sup>	2PR2	4DX3	6DY2
4DS8- <sup>24</sup>	2GO2	4DX2	4DY2		
4DS8- <sup>24</sup>	2GO3	4DS8- <sup>24</sup>	4RV2-T	4DX3	4DY2
4DS8- <sup>24</sup>	6GS2	4DS8- <sup>24</sup>	2RV2-T	4DX2	2DY2
4DS8- <sup>24</sup>	4GS2			4DX3	2DY2
4DS8- <sup>24</sup>	2GS2	4DS8- <sup>24</sup>	4SF2		
4DS8- <sup>24</sup>	2GS3	4DS8- <sup>24</sup>	4SF3	6DX2	9EA3
				6DX2	9EA2
Continued on next page...					

<sup>24</sup> See XII.C. preceding for explanation.

## XII. INTERFACE GROUPS, TRANSMISSION SPECIFICATIONS AND CHANNEL CODE (Continued)

Cont'd from previous page...					
<u>Compatible Cls</u>		<u>Compatible Cls</u>		<u>Compatible Cls</u>	
4DS8- <sup>25</sup>	2LA2	4DS8- <sup>25</sup>	4TF2	6DX2	6EA2-E
		4DS8- <sup>25</sup>	2TF2	6DX2	6EA2-M
4DS8- <sup>25</sup>	2LB2			6DX2	4EA2-E
		4DX2	4DX2	6DX2	4EA2-M
8DS8- <sup>25</sup>	2LC2	4DX3	4DX2	4DX2	9EA2
		4DX3	4DX3	4DX3	9EA2
4DS8- <sup>25</sup>	2LO2			4DX2	9EA3
4DS8- <sup>25</sup>	2LO3	6DX2	9DY3	4DX3	9EA3
		6DX2	9DY2	4DX2	6EA2-E
4DS8- <sup>25</sup>	4LR2	6DX2	6DY3	4DX3	6EA2-E
4DS8- <sup>25</sup>	2LR2	6DX2	6DY2	4DX2	6EA2-M
		6DX2	4DY2	4DX3	6EA2-M
4DS8- <sup>25</sup>	6LS2	6DX2	2DY2	4DX2	4EA2-E
4DS8- <sup>25</sup>	4LS2	4DX2	9DY3	4DX3	4EA2-E
4DS8- <sup>25</sup>	2LS2	4DX3	9DY3	4DX2	4EA2-M
4DS8- <sup>25</sup>	2LS3	4DX2	9DY2	4DX3	4EA2-M
6DX2	8EB2-E	4DX2	6LS2	9DY2	6DY3
6DX2	8EB2-M	4DX3	6LS2	9DY3	4DY2
6DX2	6EB2-E	4DX3	4LS2	9DY2	4DY2
6DX2	6EB2-M	4DX2	4LS2	9DY2	2DY2
4DX2	8EB2-E	4DX3	2LS3	9DY3	2DY2
4DX2	8EB2-M	4DX2	2LS3	6DY3	6DY3
4DX3	8EB2-E	4DX3	2LS2	6DY3	6DY2
4DX3	8EB2-M	4DX2	2LS2	6DY2	6DY2
4DX2	6EB2-E	2DX3	2LS2	6DY3	4DY2
4DX2	6EB2-M	2DX3	2LS3	6DY3	2DY2
4DX3	6E82-E			6DY2	4DY2
4DX3	6EB2-M	4DX3	4RV2-T	6DY2	2DY2
		4DX2	4RV2-T	4DY2	2DY2
Continued on next page...					

<sup>25</sup> See XII.C. preceding for explanation.

## XII. INTERFACE GROUPS, TRANSMISSION SPECIFICATIONS AND CHANNEL CODE (Continued)

Cont'd from previous page...					
<u>Compatible Cls</u>		<u>Compatible Cls</u>		<u>Compatible Cls</u>	
4DX2	2LA2	4DX3	2RV2-T	4DY2	4DY2
4DX3	2LA2	4DX2	2RV2-T		
2DX3	2LA2			6EA2-E	
		6DX2	4SF2	6EA2-M	
4DX2	2LB2	4DX2	4SF2	6EA2-E	2AC2
4DX3	2LB2	4DX3	4SF2	6EA2-M	2AC2
2DX3	2LB2	4DX2	4SF3		
		4DX3	4SF3	9EA2	9DY3
4DX2	2LC2			9EA2	9DY2
4DX3	2LC2	9DY3	9DY3	9EA2	6DY3
2DX3	2LC2	9DY3	9DY2	9EA2	6DY2
		9DY2	9DY2	9EA2	4DY2
4DX2	2LO3	9DY3	6DY3	9EA2	2DY2
4DX3	2LO3	9DY3	6DY2	9EA3	9DY3
2DX3	2LO3	9DY2	6DY2		
9EA3	9DY2	4EA2-M	9DY2	4EA3-E	9EA2
9EA3	6DY3	4EA2-M	6DY3	4EA3-E	9EA3
9EA3	6DY2	4EA2-M	6DY2	4EA2-M	4EA2-M
9EA3	4DY2	4EA2-M	4DY2		
9EA3	2DY2	4EA2-M	2DY2	9EA2	8EB2-E
Continued on next page...					

## XII. INTERFACE GROUPS, TRANSMISSION SPECIFICATIONS AND CHANNEL CODE (Continued)

Cont'd from previous page...					
<u>Compatible Cls</u>		<u>Compatible Cls</u>		<u>Compatible Cls</u>	
6EA2-E	9DY3			9EA2	8EB2-M
6EA2-E	9DY2	9EA2	9EA2	9EA2	6EB2-E
6EA2-E	6DY3	9EA2	9EA3	9EA2	6EB2-M
6EA2-E	6DY2	9EA2	6EA2-E	9EA3	8EB2-E
6EA2-E	4DY2	9EA2	6EA2-M	9EA3	8E82-M
6EA2-E	2DY2	9EA2	4EA2-E	9EA3	6EB2-E
6EA2-M	9DY3	9EA2	4EA2-M	9EA3	6EB2-M
6EA2-M	9DY2	9EA3	9EA3	6EA2-E	8EB2-E
6EA2-M	6DY3	9EA3	6EA2-E	6EA2-E	8EB2-M
6EA2-M	6DY2	9EA3	6EA2-M	6EA2-E	6EB2-E
6EA2-M	4DY2	9EA3	4EA2-E	6EA2-E	6EB2-M
6EA2-M	2DY2	9EA3	4EA2-M	6EA2-M	8EB2-E
4EA2-E	9DY3	6EA2-E	6EA2-E	6EA2-M	8E82-M
4EA2-E	9DY2	6EA2-E	6EA2-M	6EA2-M	6EB2-E
4EA3-E	9DY3	6EA2-M	6EA2-M	6EA2-M	6EB2-M
4EA3-E	9DY2	6EA2-E	4EA2-E	4EA2-E	8EB2-E
4EA3-E	6DY3	6EA2-E	4EA2-M	4EA2-E	8EB2-M
4EA3-E	6DY2	6EA2-M	4EA2-E	4EA3-E	8EB2-E
4EA3-E	4DY2	6EA2-M	4EA2-M	4EA3-E	8E82-M
4EA3-E	2DY2	4EA2-E	4EA2-E	4EA2-E	6EB2-E
4EA2-E	6DY3	4EA3-E	6EA2-E	4EA2-E	6EB2-M
4EA2-E	6DY2	4EA3-E	6EA2-M	4EA3-E	6EB2-E
4EA2-E	4DY2	4EA3-E	4EA2-E	4EA3-E	6EB2-M
4EA2-E	2DY2	4EA3-E	4EA2-M	4EA2-M	8EB2-E
4EA2-M	9DY3	4EA2-E	4EA2-M		
Continued on next page...					



## XII. INTERFACE GROUPS, TRANSMISSION SPECIFICATIONS AND CHANNEL CODE (Continued)

Cont'd from previous page...					
<u>Compatible Cls</u>		<u>Compatible Cls</u>		<u>Compatible Cls</u>	
4EA2-M	8EB2-M	9EA3	43F2	6EB3-E	9DY2
4EA2-M	6EB2-E	9EA2	4SF2	6EB3-E	9DY3
4EA2-M	6EB2-M	6EA2-E	4SF3	6EB2-E	6DY2
		6EA2-M	4SF3	6EB3-E	6DY2
6EA2-E	2LA2	6EA2-E	4SF2	6EB2-E	6DY3
6EA2-M	2LA2	6EA2-M	4SF2	6EB3-E	6DY3
		4EA3-E	4SF2	6EB2-E	4DY2
6EA2-E	2LB2	4EA2-E	4SF2	6EB3-E	2DY2
6EA2-M	2LB2	4EA2-M	4SF2	6EB3-E	4DY2
				6EB2-M	9DY2
6EA2-E	2LC2	8EB2-E	4AC2	6EB2-M	9DY3
6EA2-M	2LC2	8EB2-M	4AC2	6EB2-M	6DY2
		8EB2-E	2AC2	6EB2-M	6DY3
6EA2-E	2LO3	8EB2-M	2AC2	6EB2-M	4DY2
6EA2-M	2LO3			6EB2-E	2DY2
		8EB2-E	9DY3	6EB2-M	2DY2
6EA2-E	6LS2	8EB2-E	9DY2		
6EA2-M	6LS2	8EB2-E	6DY3	6EB3-E	9EA2
6EA2-E	4LS2	8EB2-E	6DY2	6EB3-E	9EA3
6EA2-M	4LS2	8EB2-E	4DY2	6EB3-E	6EA2-E
6EA2-E	2LS2	8EB2-E	2DY2	6EB3-E	6EA2-M
6EA2-M	2LS2	8EB2-M	9DY3	6EB3-E	4EA2-E
6EA2-E	2LS3	8EB2-M	9DY2	6EB3-E	4EA2-M
6EA2-M	2LS3	8EB2-M	6DY3		
Continued on next page...					

## XII. INTERFACE GROUPS, TRANSMISSION SPECIFICATIONS AND CHANNEL CODE (Continued)

Cont'd from previous page...					
<u>Compatible Cls</u>		<u>Compatible Cls</u>		<u>Compatible Cls</u>	
6EA2-E	4RV2-T	8EB2-M	6DY2	8EB2-E	8EB2-E
6EA2-M	4RV2-T	8EB2-M	4DY2	8EB2-E	8EB2-M
6EA2-E	2RV2-T	8EB2-M	2DY2	8EB2-M	8EB2-M
6EA2-M	2RV2-T	6EB2-E	9DY2	8EB2-E	6EB2-E
8EB2-M	6EB2-E	6EB2-E	9DY3	8EB2-E	6EB2-M
8EB2-M	6EB2-M	8EB2-E	4RV2-T	8EC2	8EB2-M
6EB2-E	6EB2-E	8EB2-M	4RV2-T	8EC2	6EB2-E
6EB2-E	6EB2-M	8EB2-E	2RV2-T	8EC2	6EB2-M
6EB2-E	6EB2-M	8EB2-M	2RV2-T		
6EB3-E	8EB2-E			8EC2	4SF2
6EB3-E	8EB2-M	8EB2-E	4SF2	6EX2-B	2GO3
6EB2-M	6EB2-M	8EB2-M	4SF2	6EX2-A	6GS2
		8EB2-E	4SF3	6EX2-A	4GS2
8EB2-E	2LA2	8EB2-M	4SF3	6EX2-A	2GS2
8EB2-M	2LA2	6EB3-E	4SF2	6EX2-A	2GS3
		6EB2-E	4SF2		
8EB2-E	2LB2	6EB2-M	4SF2	6EX2-B	2LA2
8EB2-M	2LB2				
		8EC2	9DY2	6EX2-B	2LB2
8EB2-E	2LC2	8EC2	9DY3		
8EB2-M	2LC2	8EC2	6DY2	6EX2-B	2LC2
		8EC2	6DY3		
8EB2-E	2LO3	8EC2	4DY2	6EX2-B	2LO2
8EB2-M	2LO3	8EC2	2DY2	6EX2-B	2LO3
8EB2-E	6LS2	8EC2	9EA2	6EX2-B	4LR2
8EB2-M	6LS2	8EC2	9EA3	6EX2-B	2LR2
8EB2-E	4LS2	8EC2	6EA2-E		
8EB2-M	4LS2	8EC2	6EA2-M	6EX2-A	6LS2
8EB2-E	2LS2	8EC2	4EA2-E	6EX2-A	4LS2
8EB2-M	2LS2	8EC2	4EA2-M	6EX2-A	2LS2
8EB2-E	2LS3			6EX2-A	2LS3
8EB2-M	2LS3	8EC2	8EB2-E		
Continued on next page...					

## XII. INTERFACE GROUPS, TRANSMISSION SPECIFICATIONS AND CHANNEL CODE (Continued)

Cont'd from previous page...					
<u>Compatible Cls</u>		<u>Compatible Cls</u>		<u>Compatible Cls</u>	
6EX2-A	4SF2	6LO2	6LS2	4LR2	4SF2
6EX2-B	4SF2	6LO2	4LS2	4LR3	4SF2
		6LO2	2LS2		
6GO2	6GS2	6LO2	2LS3	6LS2	2LA2
6GO2	4GS2	4LO2	6LS2	4LS2	2LA2
6GO2	2GS2	4LO2	4LS2	4LS3	2LA2
6GO2	2GS3	4LO3	6LS2	2LS2	2LA2
4GO2	6GS2	4LO3	4LS2	2LS3	2LA2
4GO3	6GS2	4LO3	2LS3		
4GO2	4GS2	4LO3	2LS2	6LS2	2LB2
4GO3	4GS2	4LO2	2LS2	4LS2	2LB2
4GO2	2GS2	4LO2	2LS3	4LS3	2LB2
4GO2	2GS3	2LO3	2LS3	2LS2	2LB2
4GO3	2GS2	2LO3	2LS2	2LS3	2LB2
4GO3	2GS3	2LO2	2LS2		
2GO2	2GS2	2LO2	2LS3	6LS2	2LC2
2GO3	2GS2			4LS2	2LC2
2GO2	2GS3	6LO2	4SF2	4LS3	2LC2
2GO3	2GS3	4LO2	4SF2	2LS2	2LC2
		4LO3	4SF2	2LS3	2LC2
6GO2	4SF2				
4GO2	4SF2	4LR2	4LR1	6LS2	2LO3
4GO3	4SF2	4LR3	2LR2	6LS2	2LO2
		4LR2	4LR2	4LS2	2LO2
6GS2	2GO2	4LR2	2LR2	4LS2	2LO3
4GS2	2GO2	2LR2	2LR2	4LS3	2LO2
4GS3	2GO2	2LR3	2LR2	4LS3	2LO3
4GS2	2GO3				
Continued on next page...					

## XII. INTERFACE GROUPS, TRANSMISSION SPECIFICATIONS AND CHANNEL CODE (Continued)

Cont'd from previous page...					
<u>Compatible Cls</u>		<u>Compatible Cls</u>		<u>Compatible Cls</u>	
6LS2	4SF2	4SF3	9DY2	4SF3	2LA2
4LS3	4SF2	4SF2	9DY3		
		4SF3	6DY3	4SF2	2LB2
4NO2	6DA2			4SF3	2LB2
4NO2	4DA2	4SF2	6DY3		
4NO2	2DA2	4SF3	6DY2	4SF2	2LC2
2NO2	2DA2	4SF2	4DY2	4SF3	2LC2
		4SF3	4DY2		
4NO2	4DE2	4SF3	2DY2	4SF2	2LO3
4NO2	2DE2	4SF2	2DY2	4SF3	2LO3
4NO2	4NO2	4SF3	9EA2	4SF2	2LR2
4NO2	2NO2	4SF3	9EA3	4SF3	4LR2
2NO2	2NO2	4SF3	4EA2-E	4SF3	2LR2
2NO3	2NO2	4SF3	4EA2-M		
				4SF3	6LS2
2NO3	2PR2	4SF3	6EB2-E	4SF2	4LS2
		4SF3	6EB2-M	4SF3	4LS2
4RV2-0	4RV2-T	4SF3	2GO3	4SF2	2LS2
4RV2-0	2RV2-T	4SF3	6GS2	4SF2	2LS3
		4SF2	6GS2	4SF3	2LS2
				4SF3	2LS3
4RV2-0	4SF2	4SF3	4GS2		
		4SF2	2GS2	4SF3	4RV2-T
4SF2	4AC2	4SF2	2GS3	4SF2	4RV2-T
4SF2	2AC2	4SF3	2GS2	4SF2	2RV2-T
		4SF3	2GS3	4SF3	2RV2-T
4SF3	9DY3				
Continued on next page...					

## XII. INTERFACE GROUPS, TRANSMISSION SPECIFICATIONS AND CHANNEL CODE (Continued)

Cont'd from previous page...					
<u>Compatible Cls</u>		<u>Compatible Cls</u>		<u>Compatible Cls</u>	
4SF2	9DY2	4SF2	2LA2	4SF3	4SF3
4SF3	4SF2				
4SF2	4SF2				
4TF2	4TF2				
4TF2	2TF2				
2TF3	2TF2				
4AC2	2AC2				
4AC2	4AC2				
4DS8- <sup>26</sup>	4EA2M				
4DS8*-	4DG2				
4DX3	6EB2-E				
4EA2-E	8EABZ-E				
4EA3-E	9EB2-M				
4G02	2G02				
4G02	2G03				
4G03	2G02				
4GS	2GS				
4GS	2LS				
4GS	4GS				
4GS	4LS				
4SF2	6DY2				
4LR3	4LR2				
8G02	2G02				
Continued on next page...					

<sup>26</sup> See XII.C. preceding for explanation.

## XII. INTERFACE GROUPS, TRANSMISSION SPECIFICATIONS AND CHANNEL CODE (Continued)

c. Program Audio						
<u>Compatible Cls</u>		<u>Compatible Cls</u>		<u>Compatible Cls</u>		
4AH5-B	2PG1-3	4AH6-D	2PG1-3	4DS8-I5F	2PG2-5	
4AH5-B	2PG1-5	4AH6-D	2PG1-5	4DS8-I5G	2PG2-8	
4AH5-B	2PG1-8	4AH6-D	2PG1-8	4DS8-15H	2PG2-1	
4AH5-B	2PG2-3	4AH6-D	2PG2-3	2PG2-1	2PG1-1	
4AH5-B	2PG2-5	4AH6-D	2PG2-5	2PG2-1	2PG2-I	
4AH5-B	2PG2-8	4AH6-D	2PG2-8	2PG2-3	2PGI-3	
4AH6-C	2PG1-3	4DS8-15E	2PG1-3	2PG2-3	2PG2-3	
4AH6-C	2PG1-5	4DS8-15F	2PG1-5	2PG2-5	2PG1-5	
4AH6-C	2PG1-8	4DS8-15G	2PG1-8	2PG2-5	2PG2-5	
4AH6-C	2PG2-3	4DS8-15H	2PG1-1	2PG2-8	2PG1-8	
8AH6-C	2PG2-5	4DS8-15E	2PG2-3	2PG2-8	2PG2-8	

d. Video						
<u>Compatible Cls</u>		<u>Compatible Cls</u>				
2TV6-1	4TV6-15	4TV7-5	4TV6-5			
	4TV7-15		4TV7-5			
2TV6-2	6TV6-15	4TV7-15	4TV6-15			
	6TV7-15		4TV7-15			
2TV7-1	4TV6-15	6TV6-5	6TV6-5			
	4TV7-15		6TV7-5			
2TV7-2	6TV6-15	6TV6-15	6TV6-15			
	6TV7-15		6TV7-15			
4TV6-5	4TV6-5	6TV7-5	6TV6-5			
	4TV7-5		6TV7-5			
4TV6-15	4TV6-15	6TV7-15	6TV6-15			
	4TV7-15		6TV7-15			

## XII. INTERFACE GROUPS, TRANSMISSION SPECIFICATIONS AND CHANNEL CODE (Continued)

e. Digital Data					
<u>Compatible Cls</u>		<u>Compatible Cls</u>		<u>Compatible Cls</u>	
4DS8-15	4DU8-15 <sup>27</sup>	4DS8-15	6DU5-48		
4DS8-15	4DU8-24	4DS8-15	6DU5-56	4DU5-96	4DU5-96
4DS8-15	4DU8-48	4DS8-15	6DU5-96	6DU5-24	6DU5-24
4DS8-15	4DU8-56	4DU5-24	4DU5-24	6DU5-48	6DU5-48
4DS8-15	6DU5-96	4DU5-48	4DU5-48	6DU5-56	6DU5-56
4DS8-15	6DU5-24	4DU8-56	4DU5-56	6DU5-96	6DU5-96
4DS8-I5	4DU5-64X	4DS9-15	4DU5-19	4DS6-44A	4DU5-19
4DS9-15B		4DS6-44A	4DU5-64X		

f. High Capacity					
<u>Compatible Cls</u>		<u>Compatible Cls</u>			
4DSO-63	4DSO-63	4DS8-15	4DU8-8		
4DSO-63	6DU8-A,BorC	4DS8-I5J	6DU8-A		
4DSO-63	4DU8-A,BorC	4DS8-15J	4DU8-A		
4DS6-27	4DS6-27	4DS8-15K	6DU8-B		
4DS6-27	6DU8-A,BorC	4DS8-I5K	4DU8-B		
4DS6-27	4DU8-A,BorC	4DS8-15K	6DU8-C		
4DS6-44	4DS6-44	4DS8-15K	4D78-C		
4DS6-44	6DU8-A,BorC	4DS9-31	4DS9-31		
4DS6-44	4DU8-A,BorC	4DS9-31	6DU8-A,BorC		
4DS8-15	4DS8-15 <sup>27</sup>	4DS9-	4DU8-A,BorC		
4DS8-15	6DU8-B	4DU9-A,BorC	4DU8-A,BorC		
4DS6-44A	4DU5-19	4DS9-15	4DU5-19		
4DS6-44A	4DU5-64	4DS9-15B	4DU5-64		
4DS8-15	4DU8-B				
		4DU8-A,BorC	4DU8-A,BorC		

<sup>27</sup> Available only as a cross connect of two (2) digital circuits at appropriate digital speeds at a Telephone Company hub.

## XII. INTERFACE GROUPS, TRANSMISSION SPECIFICATIONS AND CHANNEL CODE (Continued)

<b>D. <u>Wats Access Line Standard Transmission Specifications</u></b>													
<b>1. <i>Standard Two-Wire Voice Transmission Specifications</i></b>													
a. Loss Deviation	The maximum Loss Deviation of the 1004 Hz loss relative to the Expected Measured Loss (EML) is plus or minus 4.0 dB.												
b. Attenuation Distortion	The maximum Attenuation Distortion in the 404 to 2804 Hz frequency band relative to the loss at 1004 Hz is -3.0 dB to +9.0 dB.												
c. C-Message Noise	<p>The maximum C-Message Noise for the transmission path at the route miles listed is less than:</p> <table> <tr> <th><u>Route Miles</u></th><th><u>C-Message Noise</u></th></tr> <tr> <td>Less than 50</td><td>35 dBrnco</td></tr> <tr> <td>51 to 100</td><td>37 dBrnco</td></tr> <tr> <td>101 to 200</td><td>40 dBrnco</td></tr> <tr> <td>201 to 400</td><td>43 dBrnco</td></tr> <tr> <td>401 to 1000</td><td>45 dBrnco</td></tr> </table>	<u>Route Miles</u>	<u>C-Message Noise</u>	Less than 50	35 dBrnco	51 to 100	37 dBrnco	101 to 200	40 dBrnco	201 to 400	43 dBrnco	401 to 1000	45 dBrnco
<u>Route Miles</u>	<u>C-Message Noise</u>												
Less than 50	35 dBrnco												
51 to 100	37 dBrnco												
101 to 200	40 dBrnco												
201 to 400	43 dBrnco												
401 to 1000	45 dBrnco												
d. Echo Control	<p>Return Loss for both Echo Return Loss (ERL) and Singing Return Loss (SRL), is equal to or greater than:</p> <table> <tr> <td>ERL</td><td>6.0 dB</td></tr> <tr> <td>SRL</td><td>3.0 dB</td></tr> </table>	ERL	6.0 dB	SRL	3.0 dB								
ERL	6.0 dB												
SRL	3.0 dB												
<b>2. <i>Standard Four-Wire Voice Transmission Specifications</i></b>													
a. Loss Deviation	The maximum Loss Deviation of the 1004 Hz loss relative to the Expected Measured Loss (EML) is -3.0 dB to +3.0 dB.												
b. Attenuation Distortion	The maximum Attenuation Distortion in the 404 to 2804 Hz frequency band relative to loss at 1004 Hz is -1.0 dB to +4.5 dB.												



## XII. INTERFACE GROUPS, TRANSMISSION SPECIFICATIONS AND CHANNEL CODE (Continued)

<p>c. C-Message Noise</p> <p>The maximum C-Message Noise for the transmission path at the route miles listed is less than:</p> <table> <tr> <th><u>Route Miles</u></th> <th><u>C-Message Noise</u></th> </tr> <tr> <td>Less than 50</td> <td>35 dBrnc</td> </tr> <tr> <td>51 to 100</td> <td>37 dBrnc</td> </tr> <tr> <td>101 to 200</td> <td>40 dBrnc</td> </tr> <tr> <td>201 to 400</td> <td>43 dBrnc</td> </tr> <tr> <td>401 to 1000</td> <td>45 dBrnc</td> </tr> </table>	<u>Route Miles</u>	<u>C-Message Noise</u>	Less than 50	35 dBrnc	51 to 100	37 dBrnc	101 to 200	40 dBrnc	201 to 400	43 dBrnc	401 to 1000	45 dBrnc	
<u>Route Miles</u>	<u>C-Message Noise</u>												
Less than 50	35 dBrnc												
51 to 100	37 dBrnc												
101 to 200	40 dBrnc												
201 to 400	43 dBrnc												
401 to 1000	45 dBrnc												
<p>d. Echo Control</p> <p>The Equal Level Echo Path Loss for both Echo Return Loss (ERL) and Singing Return Loss (SRL), is equal to or greater than:</p> <table> <tr> <td>ERL</td> <td>15.0 dB</td> </tr> <tr> <td>SRL</td> <td>9.0 dB</td> </tr> </table>	ERL	15.0 dB	SRL	9.0 dB									
ERL	15.0 dB												
SRL	9.0 dB												
<p><b>E. <u>Wats Access Line Data Transmission Parameters</u></b></p> <p>1. <i>Signal to C-Notched Noise Ratio</i></p> <p>The maximum Signal-to-C-Notched Noise Ratio is 30 dB.</p>													
<p>2. <i>Envelope Delay Distortion</i></p> <p>The maximum Envelope Delay Distortion for the frequency bands specified is:</p> <table> <tr> <td>1000 microseconds</td> <td>604 to 2804 Hz</td> </tr> <tr> <td>500 microseconds</td> <td>1000 to 2404 Hz</td> </tr> </table>	1000 microseconds	604 to 2804 Hz	500 microseconds	1000 to 2404 Hz									
1000 microseconds	604 to 2804 Hz												
500 microseconds	1000 to 2404 Hz												

## XII. INTERFACE GROUPS, TRANSMISSION SPECIFICATIONS AND CHANNEL CODE (Continued)

<p>3. <i>Impulse Noise Counts</i></p> <p>The Impulse Noise Counts exceeding a 67 dBrnC0 threshold in fifteen (15) minutes is no more than fifteen (15) counts.</p> <p>Intermodulation Distortion:</p> <p>The Second Order (R2), and Third Order (R3) Intermodulation Distortion products are equal to or greater than:</p> <table><tr><td>Second Order (R2)</td><td>31 dB</td></tr><tr><td>Third Order (R3)</td><td>34 dB</td></tr></table>	Second Order (R2)	31 dB	Third Order (R3)	34 dB	
Second Order (R2)	31 dB				
Third Order (R3)	34 dB				
<p>4. <i>Phase Jitter</i></p> <p>The Phase Jitter over the 4 to 300 Hz frequency band is less than or equal to seven (7) degrees peak-to-peak.</p>					
<p>5. <i>Frequency Shift</i></p> <p>The maximum Frequency Shift does not exceed -2 to +2 Hz.</p>					
<p>F. <u>Wats Access Line Transmission Specifications</u></p> <p>1. <i>Improved Two-Wire Voice Transmission Specifications</i></p> <p>a. Loss Deviation</p> <p>The maximum Loss Deviation of the 1004 Hz loss relative to the Expected Measured Loss (EML) is -4.0 to +4.0 dB.</p>					
<p>b. Attenuation Distortion</p> <p>The maximum Attenuation Distortion in the 404 to 280 Hz frequency band relative to loss at 1004 Hz is -2.0 dB to +6.0 dB.</p>					

## XII. INTERFACE GROUPS, TRANSMISSION SPECIFICATIONS AND CHANNEL CODE (Continued)

c. C-Message Noise		
The maximum C-Message Noise for the transmission path at the route miles listed is less than:		
<u>Route Miles</u>	<u>C-Message Noise</u>	
Less than 50	35 dBrnc	
51 to 100	37 dBrnc	
101 to 200	40 dBrnc	
201 to 400	43 dBrnc	
401 to 1000	45 dBrnc	
d. Return Loss		
The Return Loss, expressed as Echo Return Loss (ERL) and Singing Return Loss (SRL), is equal to or greater than:		
ERL	13.0 dB	
SRL	6.0 dB	

### XIII. SPECIAL FACILITIES ROUTING OF ACCESS SERVICE

<p><b>A. <u>Description of Special Facilities Routing of Access Services</u></b></p> <p>The services provided under this tariff are provided over such routes and facilities as the Telephone Company may elect. Special Facilities Routing is involved when, in order to comply with requirements specified by the customer, the Telephone Company provides Switched Access Service, Special Access Service or Special Federal Government Access Service in a manner which includes one or more of the following conditions:</p> <p>1. <i>Diversity</i></p> <p>Two (2) or more services must be provided over not more than two (2) different physical routes.</p>	
<p>2. <i>Avoidance</i></p> <p>A service must be provided on a route which avoids specified geographical locations.</p>	
<p>3. <i>Cable-Only Facilities</i></p> <p>Certain Voice Grade services are provided on Cable-Only Facilities to meet the particular needs of a customer.</p>	
<p>Service is provided subject to the availability of Cable-Only Facilities. In the event of service failure, restoration will be made through the use of any available facilities as selected by the Telephone Company.</p>	
<p>Avoidance and Diversity are available on Switched Access Service as set forth in Section VII. preceding, Special Access Services as set forth in Section VIII. preceding, and Special Federal Government Access Services as set forth in Section IX. preceding.</p>	
<p>Facilities are available for Switched Access Service as set forth in Section VII. preceding; Voice Grade Special Access Services as set forth in Section VIII. preceding and Special Federal Government Access Services as set forth in Section IX. preceding.</p>	
<p>In order to avoid the compromise of special routing information, the Telephone Company will provide the required routing information for each specially routed service to only the ordering customer. If requested by the customer, this information will be provided when service is installed and prior to any subsequent changes in routing.</p>	
<p>The rates and charges for Special Facilities Routing of Access Services as set forth in XIII.B. following are in addition to all other rates and charges that may be applicable for services provided under other sections of this tariff.</p>	

### XIII. SPECIAL FACILITIES ROUTING OF ACCESS SERVICE (Continued)

#### B. Rates and Charges for Special Facilities Routing of Access Service

The rates and charges for Special Facilities Routing of Access Services are as follows:

1. *Diversity*

For each service provided in accordance with *XIII.A.1.* preceding, the rates and charges will be developed on an individual case basis and filed following:

<u>Customer Name</u>	<u>Description and Location</u>	<u>MTL/NRC MRC</u>	<u>Telephone Company</u>	<u>Termination Liability Period</u>
N/A	N/A	N/A	N/A	N/A

2. *Avoidance*

For each service provided in accordance with *XIII.A.2* preceding, the rates and charges will be developed on an individual case basis.

3. *Diversity and Avoidance Combined*

For each service provided in accordance with *XIII.A.1.* and *XIII.A.2.* preceding, combined, the rates and charges will be developed on an individual case basis.

4. *Cable-Only Facilities*

For each service provided in accordance with *XIII.A.3.* preceding, the rates and charges will be developed on an individual case basis.

## **XIV. COIN SERVICE**

<b>A. <u>General</u></b>	
<p>This section contains the rules and regulations pertaining to the provision of 1+ Coin Presubscription Service for the handling of 1+ interLATA sent-paid traffic from the Telephone Company's pay telephones.</p>	
<b>B. <u>Service Description</u></b>	
<p>1+ Coin Presubscription Service provides the routing of 1+ interLATA sent-paid calls from Telephone Company pay telephones to the presubscribed 0+ Interexchange Carrier (customer) directly, to its designated secondary service provider, or to the default carrier, provided said carrier continues to accept such default traffic. The default carrier option will expire when the default carrier ceases to accept such traffic or when the presubscribed 0+ provider is able to handle such calls or route them to secondary service provider, whichever comes first. The customer has the following options:</p> <ol style="list-style-type: none"><li>1. to receive both 0+ and 1+ interLATA calls originated from Telephone Company pay telephones; or,</li></ol>	
<ol style="list-style-type: none"><li>2. to receive the 0+ interLATA calls and select one secondary service provider per LATA to receive the 1+interLATA sent-paid traffic; or,</li></ol>	
<ol style="list-style-type: none"><li>3. to receive the 0+ interLATA calls and continue to default the 1+interLATA sent-paid calls until the presubscribed 0+ provider is ready to handle (to receive both 0+ and 1+ interLATA calls or to receive 0+ interLATA calls and select a secondary service provider per LATA for 1+ interLATA calls) such calls.</li></ol>	
<p>The customer is solely responsible for all 0+ and 1+ interLATA calls originating from the Telephone Company pay telephone when it handles 1+ interLATA sent-paid traffic or selects a secondary service provider to handle the 1+ interLATA sent-paid calls.</p>	
<p>The Telephone Company must receive written authorization from the customer prior to routing 1+ interLATA sent-paid calls to the selected secondary service provider. If the customer selects a secondary service provider to handle 1+ interLATA sent-paid traffic, any arrangements will be solely between the customer and its selected secondary service provider.</p>	
<b>C. <u>Service Provisioning</u></b>	
<p>The Telephone Company will provide 1+ interLATA sent-paid access from equal access end offices to the customer's designated location via direct routed trunks from the end office or via the Traffic Operator Position System (TOPS) tandems. When the customer orders Modified Operator Services Signaling (MOSS) between a TOPS tandem and the customer's premises, the customer will be required to order a separate and final trunk group from the TOPS tandem to the customer's premises for each Numbering Plan Area (NPA) within a LATA to identify the coin originating NPA.</p>	

#### XIV. COIN SERVICE (Continued)

<p>The Telephone Company will provide, where available, two types of call setup signaling from its pay telephone, MOSS and Exchange Access Operator Services System (EAOSS) signaling from the TOPS to the customer's premises. If the equal access end office is equipped with EAOSS functionality, MOSS or EAOSS signaling can be provided via direct trunking from the end office to the customer's premises at the customer's option. If the equal access end office is equipped with MOSS functionality, only MOSS will be provided for direct trunking from the end office to the customer's premises.</p>	
<p><b>D. <u>Collection and Remittance of Coin Station Monies</u></b></p> <p>When the customer is provided Operator Trunk-Coin or Combined Coin and Non-Coined or Operator Trunk-Full Feature Optional Features for sent-paid pay telephone access as set forth in Section VII., the Telephone Company will collect sent-paid monies from pay telephone stations and will remit monies to the customer as set forth in XIV.F.4.. The Telephone Company will provide message call detail format and bill periods used to determine the monies upon request from the customer.</p>	
<p><b>E. <u>Provision of Message Call Detail Concerning Coin Station Monies</u></b></p> <p>Where Operator Trunk-Coin or Combined Coin and Non-Coin or Operator Trunk-Full Feature Optional Features for sent-paid pay telephone access is provided to the customer and the customer wishes to receive the monies it is due for the monies collected by the Telephone Company from coin pay telephone stations, the customer shall furnish to the Telephone Company, at a location specified by the Telephone Company, the customer message call detail for the customer sent-paid (coin) pay telephone calls in accordance with the Telephone Company collection schedule. The customer message call detail furnished shall be in a standard format established by the Telephone Company. The Telephone Company will provide to the customer the precise details of the required standard format. If, in the course of Telephone Company business, it is necessary to change the standard format, the Telephone Company will provide notification to the involved customer six (6) months prior to the change. If no customer message call detail is received from the customer for each bill period established by the Telephone Company, the Telephone Company will assume there were no customer sent-paid (coin) pay telephone calls for the period. In addition the customer shall furnish a schedule of its charges for sent-paid (coin) calls to the Telephone at a location and date as specified by the Telephone Company. Any change in the customer's schedule of charges shall be furnished to the Telephone Company one (1) day after the change becomes effective.</p>	
<p><b>F. <u>Payment of Coin Sent Paid Monies</u></b></p> <p>The Telephone Company will collect the monies from coin pay telephone stations and will determine and remit amounts due to a customer which is provided Operator Trunk-Coin or Combined Coin and Non-Coin or Operator Trunk-Full Feature Optional Features from sent-paid pay telephone access as set forth in Section VII. as follows:</p> <p>1. <i>Bill Period Coin Revenue</i></p> <p>The Telephone Company will establish a collection schedule for each coin pay telephone station and will collect the monies from the coin pay stations based on this collection schedule. The monies collected based on this schedule during each bill period established by the Telephone Company will be identified by coin pay telephone station and summed to develop the Bill Period Coin Revenue for each coin record day (i.e., the day a record is prepared and dated to show the amount due the customer).</p>	

**XIV. COIN SERVICE** (Continued)

<p><b>2. Total Customer Coin Revenue</b></p> <p>The interstate Total Customer Coin Revenue will be determined by the Telephone Company based on the customer message call detail received from the customer for each bill period and the customer's schedule of charges for sent-paid coin calls. Such Total Customer Coin Revenue will be developed each coin record day.</p>	
<p><b>3. Recourse Adjustments</b></p> <p>For each coin record day, the Telephone Company will subtract from the Total Customer Coin Revenue an amount for coin station shortages. Coin Station shortages are amounts resulting from unauthorized calling at coin pay telephone stations, use of unauthorized coins, (i.e., foreign coins, slugs and improper use of U.S. pennies), unauthorized removal of coins from coin pay telephone stations and coin refunds beyond the Telephone Company's control. Such amounts for coin station shortages will be developed by the Telephone Company by multiplying the Total Customer Coin Revenue for each coin record day by a shortage factor. Such amount will be rounded to the nearest penny. The shortage factor will be determined by dividing the yearly total coin shortages amount by the yearly total coin revenue amount (i.e., total coin revenue equals the coin revenue due under exchange tariffs, state toll tariffs, and interstate toll tariffs). The total coin shortage amount and the total revenue amount will be determined by the Telephone Company through an annual special study.</p>	
<p><b>4. Payment of Net Customer Coin Revenue</b></p> <p>The Telephone Company will determine the Net Customer Coin Revenue for each coin record day by subtracting from the Total Customer Coin Revenue determined as set forth in <i>XIV.F.2.</i> preceding the amount for coin station shortages determined as set forth in <i>XIV.F.3.</i> preceding. On the date (payment date) determined by adding forty-five (45) days to the coin record day, the Telephone Company will remit payment to the customer for the Net Customer Coin Revenue.</p>	
<p><b>5. Audit Provisions</b></p> <p>Upon reasonable written notice by the customer to the Telephone Company, the customer shall have the right through its authorized representative to examine and audit, during normal business hours and at reasonable intervals as determined by the Telephone Company, all such records and accounts as may under recognized accounting practices contain information bearing upon the determination of the amount payable to the customer. Adjustment shall be made by the proper party to compensate for any errors or omissions disclosed by such examination or audit. Neither such right to examine and audit nor the right to receive such adjustment shall be affected by any statement to the contrary, appearing on checks or otherwise unless such statement expressly waiving such right appears in a letter signed by the authorized representative of the party having such right and delivered to the other party.</p>	
<p>All information received or reviewed by the customer or its authorized representative is to be considered confidential and is not to be distributed, provided or disclosed in any form to anyone not involved in the audit, nor is such information to be used for any other purpose.</p>	



**XIV. COIN SERVICE** (Continued)

<b>G. <u>Coin Supervision/Transmission</u></b>	
Coin supervision/transmission first provides dial tone then inband signaling capability from the central office for pay telephones that do not have signaling capability within the telephone.	
Central Office Implemented Coin Line provides coin signaling It is a line side connection from the local exchanges switch to the point of demarcation at the customer premises. The line is purchased out of the company's local tariff, while the features may be purchased out of either the local tariff or this Federal tariff.	
Features are additives to the operation of a flat rate access line that provide for CO Implemented coin line service. The Company offers those features that are provided by the functionality of the Company's switches. These include coin supervision, coin control (collect and return of coins, if applicable), and answer supervision. CO implemented coin line features that are implemented by the functionality of an operator service provider, such as coin rating, coin refund, repair referral, and operator call screening, are the responsibility of the Payphone service provider (Customer).	
CO Implemented Coin Line Features includes the bundled elements of answer supervision and coin collection and return. Answer Supervision provides signaling on the line notifying the line that the called party has answered Coin Collection and Return provides an electrical signal on a CO Implemented Line indicating to the payphone equipment to collect or return coin(s) to the call party.	

## XV. CENTRALIZED EQUAL ACCESS SERVING WIRE CENTER

### A. General

This section lists those Telephone Companies that provide FGD service within a Centralized Equal Access ("CEA") tandem network. Also, those locations for which the Telephone Company has designated the service wire center(s) and/or an interconnection point(s) for a CEA tandem network are shown below. The following locations are listed by state. Local Transport charges will be calculated based on regulations set forth in Section VII. preceding. When a customer connects to a CEA tandem network at an interconnection point that is not designated as a serving wire center, Local Transport mileage will be measured to the designated serving wire center for that interconnection point, as set forth below. Serving wire centers, CEA access tandems and subtending end offices and the associated V & H coordinates are found in the National Exchange Carrier Association Tariff FCC No. 4.

### B. (Reserved for Future Use)

**XVI. (RESERVED FOR FUTURE USE)**

--	--

## XVII. EXPANDED INTERCONNECTION SERVICES

<p><b>A. <u>Service Description</u></b></p> <p><b>1. <i>General</i></b></p> <p>Expanded Interconnection Service (EIS) provides Customers with the capability to collocate equipment used for interconnection and/or access to unbundled network elements (UNEs) in the Telephone Company central offices and access tandems and interconnect those facilities with switched and special access facilities of the Telephone Company. EIS will be provided in Telephone Company central offices and access tandems where space is available and in accordance with Sections 64.1401 and 64.1402 of the FCC Rules and Regulations in 47 C.F.R. EIS includes both physical and virtual collocation.</p>	
<p>Expanded Interconnection Service is offered pursuant to Federal Communications Commission Orders in Docket Nos. 91-141, 96-98, and 98-147.</p>	
<p><b>2. <i>Physical Collocation</i></b></p> <p>Physical Collocation occurs when the collocator's equipment is actually located within the central office.</p>	
<p>Caged Collocation provides a collocator with an individual enclosure. This enclosure is an area designated by The Telephone Company within the Central Office structure to be used by the collocator for the sole purpose of installing, maintaining and operating the collocator-provided equipment. The Telephone Company will provide floor space based on a square foot basis, and other associated requirements such as power and environmental conditioning.</p>	
<p>Cageless Collocation is a method of provisioning which is similar to that which The Telephone Company would perform in its own lineups and bays. Cageless collocation is offered on a per bay basis. The Telephone Company will provide the infrastructure, cable racks and lighting to support a bay layout. No enclosure is provided with cageless collocation.</p>	
<p><b>3. <i>Virtual Collocation</i></b></p> <p>Virtual Collocation is a type of collocation in which the collocator is considered to be located in the Central Office or tandem, even though it is physically located externally.</p>	
<p>Virtual Collocation is provided, as a solution, when available space in the Central Office has been exhausted. Virtual collocation arrangement occurs outside the central office in a manhole or other similar location. The Telephone Company's personnel install, maintain and repair the facilities equipment up to the point of interconnection at the customer's physical collocation.</p>	
<p><b>B. <u>Provision of EIS</u></b></p> <p><b>1. <i>General</i></b></p> <p>a. EIS is available only from company central offices where suitable technical capability exists. When EIS is provided as Physical EIS, the Customer's equipment is installed and maintained by the Customer's personnel or agents.</p>	

**XVII. EXPANDED INTERCONNECTION SERVICES (Continued)**

b. The customer's equipment must conform to reasonable safety regulations and requirements, which are the same as that imposed by the Company on its own equipment.	
c. The Company will permit collocation of all equipment used for interconnection and/or access to unbundled network elements (UNEs), even if it includes a switching or enhanced services function. Furthermore, the Company will not require that the switching or enhanced services functionality of equipment be disengaged.	
d. Caged physical collocation is provided subject to a minimum space requirement of fifty (50) square feet.	
e. Cageless Collocation will be assigned in ten (10) or eighteen (18) square foot increments on a first-come-first-serve basis. Cageless will be offered to accommodate two (2) sizes. The typical standard size bay type will be 19/23-inches wide, 12/15-inches deep, seven (7) feet high. Due to egress needs the minimum size of space is ten (10) square feet for one (1) standard bay. The larger bay size cabinet will require a thirty-six (36) inch deep cabinet with swing out doors and will require a minimum of eighteen (18) square feet. The Telephone Company will provide Collocators with cageless physical collocation in any space in the eligible structure which is not occupied by the Company's personnel and/ or occupied or reserved for the Company's network or needed for access to equipment in use.	
f. Virtual Collocation is not subject to any space restrictions, but must be in reasonable proximity to the Company's central office.	
g. The Company provides standard testing and coordination functions as part of its provisioning and rates. Additional installation coordination and testing will result in additional charges for use of the Company's employee's on the basis of the time required. Rates for such additional labor are found in Sections <i>XXI.A.9.</i> , <i>XXI.B.9.</i> , <i>XXI.D.9.</i> , and <i>XXI.E.9.</i> , of this Tariff.	
h. The provision of Expanded Interconnection as set forth in this tariff does not constitute a joint undertaking of the Telephone Company and the Interconnector for the furnishing of any service.	
i. When facilities are not available to meet an order for Expanded Interconnection, the Telephone Company may construct additional facilities in accordance with the provisions for Special Construction as set forth in the applicable Interstate Special Construction Tariff.	
j. Customer provided facilities and equipment are subject to the regulations, terms and conditions, and rates and charges specified in all sections of this Tariff.	
k. The Telephone Company is not responsible for the design, engineering, testing, maintenance or performance of the Customer's equipment and facilities.	
l. The Telephone Company is not required to purchase additional plant or equipment, to relinquish floor space or facilities designated for Telephone Company use, to undertake construction of new central office or to construct additions to existing central offices to satisfy a Customer request (except as required by applicable FCC regulations).	

**XVII. EXPANDED INTERCONNECTION SERVICES** (Continued)

m. The Company will require collocation personnel to undergo the same level of security and safety training, or its equivalent, as is required of the Company's own employees.	
<b>2. Responsibility of the Telephone Company</b>	
a. The Telephone Company will provide EIS, within the limitations of space and facilities, to Customers on a first-come, first-served basis. Establishment of the order in which the central office space will be offered to Customers will be determined by the date and time that the ordering Customer's completed Application Form and Processing Fee, as set forth following, are received by the contact point at the Telephone Company.	
b. The emergency provisioning and restoration of interconnection service shall be in accordance with Part 64, Subpart D, Paragraph 64.401, of the FCC's Rules and Regulations, which specifies the priority for such activities.	
c. The Telephone Company may not refuse to permit collocation of equipment on the grounds that it does not meet performance, rather than safety, requirements.	
d. The Telephone Company may not impose safety requirements on Interconnectors that are more stringent than the safety requirements it imposes on its own equipment that is located within its premises.	
e. If the Interconnector is denied collocation space for their equipment, citing safety standards, the Telephone Company must provide to the Interconnector, within five business days, a list of all equipment that the Telephone Company locates within the premises in question.	
f. In the event the Telephone Company determines it is necessary for the Customer to move its floor space within a central office or to another central office, the Customer will be required to do so. When the move is initiated by the Telephone Company, the Telephone Company will be responsible for the direct costs associated with the removal, transport and reinstallation of the Customer's equipment. The Telephone Company will make reasonable efforts to minimize disruption of the Customer's service. In a non-emergency situation, the Telephone Company will provide the Customer with at least one hundred eighty (180) days' advance, written notice of the move.	
g. The Telephone Company will establish points of contact for the Customer to place a request for EIS. The point of contact will provide the Customer with a packet of general information, including an Application Form and a list of applicable technical, fire, safety and network specifications and procedures.	
h. The Telephone Company shall provide stand-alone fire extinguishers in common areas as required by applicable fire codes.	

**XVII. EXPANDED INTERCONNECTION SERVICES** (Continued)

i. The Telephone Company shall be liable for damage to or destruction of Customer's equipment and other property to the extent such damage or destruction is caused by the Telephone Company's negligence or willful misconduct. Except for claims for Physical injuries to individuals, the Telephone Company will not be liable for a.) any special, incidental, or consequential damages, b.) any commercial loss of any kind (including, but not limited to, loss of business profits), or c.) any loss, damage or expense directly or indirectly arising from customer's use of or inability to use the Premises or the tariffed service, either separately or in combination with other equipment or software, based upon breach of warranty, breach of contract, negligence, strict tort or any other legal theory, whether or not the Telephone Company has been advised of the possibility of such a damage or loss.	
j. In the event of a catastrophic loss, resulting in damage to the central office or access tandem and the Physical collocation space, The Telephone Company will notify the Customer of plans to rebuild as soon as is practicable and will restore service to interconnectors as soon as practicable.	
k. The Telephone Company will maintain a publicly available document, posted on its Internet web page, indicating all premises that are full. This document will be updated as required.	
<b>3. <i>Rights of the Telephone Company</i></b>	
a. The Telephone Company retains ownership of central office floor space and equipment used to provide EIS.	
b. The Telephone Company reserves the right to refuse use of Customer designated interconnection equipment which does not meet network reliability standards and fire and safety codes.	
c. The Telephone Company will allow the Customer to designate the channel facility assignment for non-multiplexed channels.	
d. The Telephone Company reserves the right, upon two (2) weeks written notice, to access the floor space to perform inspections, no more than once a month, to ensure compliance with Telephone Company installation, safety and security practices.	
e. The Telephone Company reserves the right, without prior notice, to access the floor space in an emergency, such as fire or other unsafe conditions, or for purposes of averting any threat of harm imposed by the Customer or the Customer's equipment upon the operation of the Telephone Company's equipment, facilities and/or employees located outside the floor space.	
f. The Telephone Company reserves for itself and its successors and assignees, the right to utilize the central office space in such a manner as will best enable it to fulfill the Telephone Company's service requirements.	

## XVII. EXPANDED INTERCONNECTION SERVICES (Continued)

<p>g. The Telephone Company is not responsible for the compatibility of services provided under this tariff when used in conjunction with Interconnector provided transport facilities, except to the extent that services and facilities provided by the Telephone Company shall comply with industry approved standards.</p>	
<p>h. The Telephone Company shall not be responsible for changes in technical criteria or facilities, operations or procedures of the Telephone Company which might render Interconnector-provided facilities obsolete or require modification, alteration, or otherwise affect performance of such equipment or facilities, when such action is consistent with applicable laws, rules regulations, or industry standards. The Company will continue to upgrade and modernize its equipment, facilities, and software to provide improved service to customers. The Telephone Company will make every reasonable effort to ensure that such changes do not adversely affect Interconnector-provided facilities. The Telephone Company will provide reasonable notification of such modification.</p>	
<p>i. The Telephone Company shall have the right to reduce heat, light, water and power as required by any mandatory or voluntary conservation programs.</p>	
<p><b>C. <u>Obligations of the Customer</u></b></p> <p><b>1. <i>Responsibility of the Customer</i></b></p> <p>a. The Customer is responsible for coordinating with the Telephone Company to ensure that services are installed in accordance with the service request. The Customer agrees to meet with the Telephone Company, if requested by the Telephone Company, to review, design and work plans for installation of the Customer's designated equipment within the Telephone Company premises.</p> <p>b. The provisions set forth in this section apply in addition to any limits, liability, or indemnification set forth in other sections of the tariff.</p> <p>c. The Telephone Company and the Collocator will work cooperatively to test and clear trouble reports.</p> <p>d. The Customer will provide access to the floor space at all times to allow the Telephone Company to react to emergencies, to maintain the building operating systems (where applicable and necessary) and to ensure compliance with OSHA/Telephone Company regulations and standards related to fire, safety, health and environment safeguards.</p> <p>e. The Customer's employee, agent, or contractor with access to a Telephone Company central office shall adhere at all times to all applicable laws, regulations and ordinances and to rules of conduct established by the Telephone Company for the central office and the Telephone Company's employees, agents and contractors. The Telephone Company reserves the right to make changes to such procedures and rules to preserve the integrity and operation of the Telephone Company network or facilities or to comply with applicable laws and regulations. The Telephone Company will provide written notification fifteen (15) days in advance of such changes.</p>	



**XVII. EXPANDED INTERCONNECTION SERVICES** (Continued)

f. The Customer is responsible for payment of all charges as set forth in Section <i>III.D.</i> . Disputed bills will be subject to provisions in Section <i>III.D.</i> . Failure to make payment will result in disconnection of service in accordance with Section <i>III.A.8.</i> .	
g. The Customer will be responsible to obtain appropriate insurance coverage including, but not limited to fire, theft, and liability as described in <i>XVII.G.6.</i> .	
h. The Customer is responsible for and will be held liable for the actions and inactions of its employees, vendors, or contractors having access to Telephone Company central office equipment, manholes, property and facilities. No escort is required, but the customer must ensure the legal, safe performance of its employees.	
i. The Customer is responsible for the purchase and delivery of Customer designated equipment to be installed in the Telephone Company wire center or access tandem for Virtual EIS.	
<b>2. <i>Claims and Demands for Damage</i></b>  In addition to the provisions in Section <i>III.C.8.</i> , the Customer shall defend, indemnify and save harmless the Telephone Company from and against any and all suits, claims and demands by third persons caused by, arising out of or in any way related to the installation, maintenance, repair, replacement, presence, use or removal of the Customer's equipment or by the proximity of such equipment to the equipment of other parties occupying space in the Telephone Company's central office or caused by, arising out of or in any way related to the Customer's failure to comply with any of the terms of this tariff.	
<b>3. <i>Limitations</i></b>  a. Other than marking equipment for identification purposes, the Customer shall not paint or affix any signs, posters, advertisements or notices on any portion of, or any equipment located in the Telephone Company central office.	
b. Customer shall, with the prior written consent of the Telephone Company, have the right to provide additional fire protection systems within the Premises; provided, however, that Customer may not install or use sprinklers or any other water or carbon dioxide fire suppression systems within the Building or the Premises.	
c. The Customer may not bring hazardous materials onto the Premises without permission from the Telephone Company (which permission shall not be unreasonably withheld). Customer, its agents and employees shall transport, store and dispose of Hazardous Materials in accordance with all applicable federal, state or local laws, ordinances, rules and regulations. The Customer will promptly notify the Telephone Company of any releases of Hazardous Materials and will copy the Telephone Company on any notification of or correspondence with any governmental body as a result of such release.	

## XVII. EXPANDED INTERCONNECTION SERVICES (Continued)

d. If the Telephone Company discovers that the Customer has brought onto the Telephone Company's property hazardous materials without notification, or is storing or disposing of such materials in violation of any applicable environmental law, the Telephone Company may, at the Telephone Company's option and without penalty, terminate this service agreement.	
e. Customer shall not exceed the Uniformly Distributed Live Load Capacity of the floor space.	
<b>4. <i>Mechanic's or Materialmen's Liens</i></b>  The Customer shall not permit to be placed upon the central office or any of the Telephone Company's property any mechanic's or materialmen's liens caused by or resulting from any work performed, materials furnished or obligations incurred by or at the request of the Customer. In the case of the filing of any such lien, the Customer shall immediately pay the lien in full.	
If default in the payment continues for ten (10) days after written notice from the Telephone Company to the Customer, the Telephone Company will have the right, at the Telephone Company's option, of paying the lien or any portion of the lien, without inquiry as to the validity of the lien, and the Customer shall reimburse the Telephone Company for any amounts paid, including expenses and interests, within ten (10) days after delivery to the Customer of an invoice. Failure to remit payment to the Telephone Company within ten (10) days will result in disconnection of service as set forth in Section III.A.8..	
<b>5. <i>Confidentiality</i></b>  The Customer shall hold in confidence all information of a competitive nature provided to the Customer by the Telephone Company in connection with EIS or known to the Customer as a result of the Customer's access to the Telephone Company's central office or as a result of the interconnection of the Customer's equipment to the Telephone Company's facilities; provided, however, that the Customer shall not be obligated to hold in confidence information that:  a. was already known to the Customer free of any obligation to keep such information confidential;	
b. was or becomes publicly available by other than unauthorized disclosure; or	
c. was rightfully obtained from a third party not obligated to hold such information in confidence.	
<b>6. <i>Network Outage, Damage and Reporting</i></b>  a. The Customer shall be responsible for any damage or network outage occurring as a result of termination of Customer owned equipment in the Telephone Company central office or access tandem.	
b. The Customer is responsible for providing trouble report status when requested.	
c. The Customer is responsible for providing a contact number that is readily accessible twenty-four (24) hours a day, seven (7) days a week.	

**XVII. EXPANDED INTERCONNECTION SERVICES** (Continued)

d. The Customer shall be responsible for notifying the Telephone Company of significant outages which could impact or degrade the Telephone Company's switches and services and provide estimated clearing time for restoral.	
e. The Customer is responsible for testing its equipment to identify and clear a trouble report when the trouble has been sectionalized (isolated) to a Customer service.	
f. Credit for interruption of service will be given only for the switched and special access facility and associated cross connects as set forth in Sections VII. and VIII..	
<b>D. <u>Discontinuance of Service</u></b>	
<b>1. <i>Customer Initiated</i></b>	
a. The Customer shall provide sixty (60) days advance written notification of its intention to discontinue EIS and relinquish the floor space.	
b. Upon discontinuance of service, the Customer shall disconnect and remove its equipment from the floor space. The Telephone Company reserves the right to remove the Customer's equipment if the Customer fails to remove and dispose of the equipment within fifteen (15) days of discontinuance. The Customer will be charged the appropriate Additional Labor Charge in Section XXI. for the removal of such equipment.	
c. The Customer's failure to remove its equipment within fifteen (15) days of discontinuance of service shall constitute an abandonment of such equipment and the Customer shall forfeit all rights and title to such equipment.	
<b>2. <i>Company Initiated</i></b>	
a. The Telephone Company will make every effort to contact the Customer in the event the Customer's equipment disrupts the network. If the Telephone Company is unable to make contact with the Customer, the Telephone Company shall temporarily disconnect the Customer's service as set forth in Section III.B.1.b..	
b. The Telephone Company reserves the right to terminate EIS, in the event the Customer is not in conformance with Telephone Company standards and requirements and/or in the event the Customer imposes continued disruption and threat of harm to Telephone Company employees and/or network, or the Telephone Company's ability to provide service to other Customers. Before terminating a Customer's service, the Telephone Company will give the Customer notice and an opportunity to remedy the violation.	
<b>E. <u>Ordering Options for EIS</u></b>	
<b>1. <i>Physical and Virtual EIS</i></b>	
a. Customers requesting Physical and Virtual EIS will be required to comply with the Application procedures in Section XVII.F..	

**XVII. EXPANDED INTERCONNECTION SERVICES (Continued)**

b. The Customer is responsible to have cable and other equipment ready for installation on the date scheduled. If the Customer fails to notify the Telephone Company of a delay in the installation date, the Customer will be subject to the appropriate Additional Labor charges in Sections XXI.A.9., XXI.B.9., XXI.D.9., and XXI.E.9..	
c. The Telephone Company will advise the Customer of any delay in completion of the preparation of the central office space, and reschedule a new installation date for earliest possible date.	
d. Provisioning of EIS will occur under mutually agreed upon conditions, so long as such conditions comply with the FCC's rules.	
<b>2. Bona Fide Request for EIS</b>	
a. Customers requesting EIS will be required to initiate a bona fide request. Submission of a completed Application Form and payment of the Processing Fee meets the requirements of a bona fide request.	
b. Within ten (10) days from receipt of the completed request form, the Telephone Company will verbally notify the Customer if existing suitable space is available. If existing suitable space is not available, the Customer will be notified in writing.	
<b>3. Other Technologies</b>	
EIS through non-tariffed technologies will be evaluated on a case-by-case basis.	
<b>F. <u>EIS Service Request</u></b>	
<b>1. Application Process for EIS</b>	
a. Customers requesting EIS will be required to submit a Processing Fee as set forth in Sections XXI.A.9., XXI.B.9., XXI.D.9., XXI.E.9. for each central office or access tandem(s) ordered.	
b. Receipt of the Application Form and Processing Fee payment will constitute a bona fide request and will establish the order of priority.	
c. The Customer must complete the Application Form, providing all required information before the Telephone Company will begin work on the request. The Customer will be required to provide information such as, central office location, number and type of terminations, amount of square footage, type of equipment, etc.	
d. If existing suitable space is not available, or the Customer cancels the request within ten (10) days, the Telephone Company will refund the Processing Fee to the Customer. After the ten (10) day period, the Telephone Company will not make any refund of the Processing Fee to the Customer.	

**XVII. EXPANDED INTERCONNECTION SERVICES** (Continued)

e. The Telephone Company will provide an information packet containing a list of fire, safety, security policies and procedures.	
f. Customers initiating a bona fide request must have the capability of collocating their equipment at the Telephone Company central office on the move-in date supplied to Customer by the Telephone Company, or jointly agreed upon between the Telephone Company and the Customer. Monthly recurring charges will commence on the move-in date.	
g. If the Customer has been denied collocation due to space constraints, a representative will be permitted to tour the entire premises in question, not just the room in which space was denied, without charge, within ten (10) days of the denial of space.	
h. Upon receipt of the completed Application Form and Processing Fee, the Telephone company will schedule a meeting with the Customer to determine engineering and network requirements.	
i. Upon acceptance of the Price Quote, Customers will be required to pay fifty percent (50%) of all non-recurring costs, in addition to the Processing Fee which has already been paid. The Telephone Company will initiate necessary modifications to the central office to accommodate the Customer's request. The Customer and the Telephone Company will work cooperatively to ensure that services are installed in accordance with the service requested. The balance of all non-recurring charges is due at the time the space is turned over to the Customer.	
<p><b>2. Relocation Within Same Central Office</b></p> <p>Customer requests for relocation of equipment from one location to a different location for the same Customer within the same central office are allowed subject to the availability of existing suitable space as set forth in section XVII.G.2.. This request will be treated as a new service application.</p>	
<p><b>3. Expansion of Existing Space</b></p> <p>Customer requests for expansion of existing space within a specific central office or access tandem will be treated as a new service application. The Telephone Company will make reasonable efforts to provide contiguous space to the Customer requesting an expansion of existing space. Where contiguous space is not available, direct cabling between non-contiguous spaces will be offered at the tariffed rates.</p>	

## XVII. EXPANDED INTERCONNECTION SERVICES (Continued)

<b>G. <u>Physical EIS</u></b>	
<b>1. <i>Availability of Service</i></b>	
a. The Company will make Physical EIS available to all Customers with the following exceptions:	
- Where the Telephone Company does not have sufficient existing suitable space and other required conditions available to accommodate Physical EIS. This will be listed on the Company's internet web page.	
- Where the Customer requests interconnection via Virtual EIS.	
b. Physical EIS will be made available only in central offices where there is existing suitable space as defined in XVII.G.2..	
c. Existing suitable space in Telephone Company central offices available for Physical EIS will be provided to Customers on a first-come, first-served basis as specified in XVII.G.2..	
<b>2. <i>Existing Suitable Space</i></b>	
a. Existing suitable space is defined as space in which power, heat and air conditioning, and other requirements necessary for provision of central office equipment currently exists and is not required space and facilities designated for use by the Telephone Company.	
b. The Telephone Company and the Customer will work cooperatively to determine proper space requirements and to ensure that Customer space, reserved for the Customer's projected growth, is utilized within a reasonable time.	
c. The Customer must specify the amount of floor space requested in each central office at the time of the initial application. The Telephone Company may enclose the Customer's space in a cage or room.	
d. The Telephone Company reserves the right to require Customers to relinquish space which is not being used. Each Customer's space requirements will be reviewed periodically to determine if unused space should be relinquished. Stockpiling unused space will not be permitted.	
e. The Customer shall use the floor space solely for the purposes of installing, maintaining and operating the Customer's equipment to interconnect with the facilities of the Telephone Company in accordance with Sections 64.1401 and 64.1402 of the FCC Rules and Regulations in 47 C.F.R. and for no other purposes.	
f. The Customer shall not construct improvements or make alterations or repairs to the floor space without the prior written approval of the Telephone Company.	

**XVII. EXPANDED INTERCONNECTION SERVICES** (Continued)

<p>g. The Telephone Company's consent shall not be unreasonably withheld or unduly delayed for non-structural interior alterations to the premises that do not adversely affect the Building's appearance, value, structural strength and mechanical integrity. Such work shall be done at the sole expense of the Customer. Work shall be performed at such times and in such manner as to cause a minimum of interference with the Telephone Company's transaction of business. Customer shall permit the Telephone Company to inspect all construction operations within the Premises and to approve contractors, which approval shall not be unreasonably withheld.</p>	
<p>Customer and its contractors shall hold the Telephone Company harmless from all claims, costs, damages, liens and expenses that may arise out of or be connected in any way with installations, alterations or additions.</p>	
<p><b>3. <i>Power, Environmental Conditioning, and dc Power</i></b></p> <p>a. The Telephone Company will provide, at rates set forth in Sections <i>XXI.A.9.</i>, <i>XXI.B.9.</i>, <i>XXI.D.9.</i>, and <i>XXI.E.9.</i>, ac power, dc power with generator and/or battery back-up, heat, air conditioning and other environmental support to the Customer's equipment in the same standards and parameters required for Telephone Company equipment. The customer may not provide its own power and environmental services.</p>	
<p>b. The Customer will provide the Telephone Company with specifications for any non-standard or special requirements at the time of application. The Telephone Company reserves the right to assess the Customer any additional charges on an individual case basis associated with complying with the requirements or to refuse an application where extensive modifications are required.</p>	
<p>c. Electricity shall be provided by the Telephone Company in sufficient amount to provide ordinary lighting, heating and air conditioning of the Premises. If Customer requires additional electrical capacity such capacity will be supplied by the Telephone Company; provided however, that the provision of such electricity shall never exceed the capacity of existing feeders to the Building or the Premises when reviewed in conjunction with electrical usage of other occupants in the Building.</p>	
<p><b>4. <i>Customer Equipment Requirements</i></b></p> <p>a. Customer equipment installed in the Telephone Company central office must comply with either the Telephone Company's list of approved products, or equipment that complies with central office environmental and transmission standards in effect at the time the interconnection is made.</p>	
<p>b. The Customer shall be responsible for servicing, supplying, repairing and maintaining its own equipment and facilities.</p>	
<p>c. The interconnection point for Physical EIS is the point where the Customer-owned cable facilities connect to the Telephone Company equipment.</p>	

**XVII. EXPANDED INTERCONNECTION SERVICES (Continued)**

<p>The Telephone Company will designate a DSX panel(s) as the point(s) of termination within each central office as the point(s) of Physical demarcation between the Customer's maintenance and ownership responsibilities and the Telephone Company's maintenance and ownership responsibilities. Maintenance and related activities up to the Telephone Company side of the point of termination will be the responsibility of the Telephone Company.</p>	
<p>d. The Customer shall be responsible for bringing its copper and fiber-optic cable to the central office manhole and leave sufficient cable length in order for the Telephone Company to be able to fully extend such cable through to the Customer's space. No splicing will be permitted in the manhole. Upon discontinuance of EIS, the Customer relinquishes all rights, title, and ownership of cable to the Telephone Company.</p>	
<p>e. The Telephone Company is responsible for installing Customer provided copper and fiber-optic cable in the cable space or conduit from the manhole to the central office. This may be shared conduit with dedicated inner duct.</p>	
<p>f. The Telephone Company is responsible for installing a cable splice where the Customer provided copper and fiber-optic cable meets Customer provided fire retardant riser cable within the central office cable vault or designated splicing chamber. The Telephone Company will provide space and racking for the placement of the splice enclosure. The Telephone Company will tag all entrance facilities to indicate ownership. The Telephone Company is responsible for placing the Customer's fire retardant riser cable from the cable vault to the floor space. The Customer is responsible for providing fire retardant riser cable that meets Telephone Company standards.</p>	
<p>g. Customer interconnection equipment installed with the Telephone Company's central office facilities shall be subject to and comply with Telephone Company practices for ac/dc bonding and grounding requirements.</p>	
<p>h. Upon installation of the Customer's equipment, with prior notice, the Telephone Company will schedule time to work with the Customer during the turn-up phase of the equipment to ensure proper functionality between the Customer's equipment and the connections to the Telephone Company equipment. The time period for this to occur will correspond to the Telephone Company's maintenance window time period. Additional testing will incur the rates listed in Section XXI..</p>	
<p>i. The Customer shall be required to provide any required repeater equipment and such equipment must be located inside the Customer's cage or floor space. If distance limitations require such repeater equipment to be located outside the Customer's space, the Customer shall be required to acquire such additional space to be enclosed in a cage or floor area.</p>	



**XVII. EXPANDED INTERCONNECTION SERVICES** (Continued)

j.	All equipment installed within the Telephone Company central office facilities shall meet the industry standard requirements as applicable for the following:	
TR-NWT-000499	Transport Systems Generic Requirements (TSGR). Issue 4, November 1991	
TR-NWT-000063	Network Equipment Building System (NEBS) Generic Equipment Requirements. Issue 4, July 1991	
TR-TSY-000191	Alarm Indication Signal Requirements and Objectives. Issue 1, May 1986	
TR-TSY-000487	Generic Requirements for Electronic Equipment Cabinets. Issue 1, July 1989	
TR-NPL-000320	Fundamental Generic Requirements for Metallic Digital Signal Cross Connect Systems DSX-1, -1C, -2, -3. Issue 1, April 1988	
Part 15.109	47 C.F.R. FCC Rules and Regulations, Unintentional Radiated Emissions.	
UL 94	Test for Flammability of Plastic Materials.	
ANSI T1.102	Digital Hierarchy - Electrical Interfaces.	
5. <i>Security Requirements for Customer Access to Telephone Company Buildings</i>		
a.	The Telephone Company shall permit the Interconnector's authorized employee's, agents and contractors to have access to the Interconnector's cable, associated equipment, and collocation space twenty-four (24) hours a day, seven (7) days a week, provided that the Interconnector's employee's, agents, and contractors comply with Telephone Company policies and practices pertaining to work stoppages, fire, safety, and security.	
b.	All employees, agents and contractors must meet the same requirements established by the Telephone Company for its own personnel. This information will be provided to the Customer. The Customer must submit a list of employees, agents and contractors and the associated Telephone Company central office where access is requested. The Customer must also certify that each of the individuals on the list meets the requirements established by the Telephone Company.	
c.	Access cards or keys will be provided to the employees, agents and contractors of the Customer for each Telephone Company central office. The Customer must provide all employees, agents, and contractors a photo identification card.	

**XVII. EXPANDED INTERCONNECTION SERVICES** (Continued)

d. The Telephone Company reserves the right to deny access to Telephone Company buildings for any Customer's employee, agent or contractor who cannot meet the Telephone Company's established security standards.	
e. The Telephone Company also reserves the right to deny access to Telephone Company buildings for any Customer's employee, agent and contractor for falsification of records, violation of fire, safety or security practices and policies or other just cause.	
f. The Customer is required to immediately notify the Telephone Company by the most expeditious means, when any Customer's employee, agent or contractor with access privileges to Telephone Company buildings is no longer in its employ, or when keys, access cards or other means of obtaining access to Telephone Company buildings are lost, stolen or not returned by an employee, agent or contractor no longer in its employ.	
g. The Customer is responsible for the immediate retrieval and return to the Telephone Company of all keys, access cards or other means of obtaining access to Telephone Company buildings upon termination of employment of the Customer's employee and/or discontinuance of service. The Customer shall be responsible for the replacement cost of keys, access cards or other means of obtaining access when lost, stolen or failure of the Customer or the Customer's employee, agent or contractor to return to the Telephone Company.	
<b>6. Insurance &amp; Liability Requirements</b>	
a. The Customer shall, at its sole cost and expense, obtain, maintain, pay for and keep in force insurance as specified following and underwritten by an insurance company(s) having a best insurance rating of at least AA-12.	
b. The Telephone Company shall be named as an additional insured and a loss payee on all applicable policies as specified following.  (1) Comprehensive general liability coverage on an occurrence basis in an amount of \$2,000,000 combined single limit for bodily injury and property damage with a policy aggregate of \$4,000,000. This coverage shall include the contractual, independent contractors products/completed operations, broad form property and personal injury endorsements.	
(2) Umbrella/Excess Liability coverage in an amount of \$10,000,000 excess of coverage specified in (1) above.	
(3) All Risk Property coverage on a full replacement cost basis insuring all of the Customer's real and personal property located on or within the Telephone Company central office. The Customer may also elect to purchase business interruption and contingent business interruption insurance, knowing that the Telephone Company has no liability for loss of profit or revenues should an interruption of service occur.	
(4) Statutory Workers Compensation coverage.	
(5) Contractual Liability coverage.	

**XVII. EXPANDED INTERCONNECTION SERVICES** (Continued)

(6) Automobile Liability coverage.	
(7) Employees Liability coverage in an amount of \$2,000,000.	
c. All policies purchased by the Customer shall be deemed to be primary and not contributing to or in excess of any similar coverage purchased by the Telephone Company.	
d. All insurance must be in effect on the date the Customer occupies the floor space or on the date that the Customer or its contractors access the Telephone Company's premises, whichever is sooner. The insurance shall remain in force as long as the Customer's facilities remain within any space governed by this tariff. If the Customer fails to maintain the coverage, the Telephone Company may pay the premiums and seek reimbursement from the Customer. Failure to make a timely reimbursement will result in disconnection of service as set forth in Section III.A.8..	
e. The Customer shall submit certificates of insurance and copies of policies reflecting the coverage specified in <i>b.</i> above at the time the ASR is placed. Commencement of work by the Telephone Company will not begin until these are received.	
f. The Customer shall arrange for the Customer's insurance company to provide the Telephone Company with thirty (30) days advance written notice of cancellation.	
<b>H. <u>Virtual EIS</u></b>	
<b>1. <i>Availability of Service</i></b>	
a. Virtual EIS will be available to Customers who prefer Virtual form of EIS and where existing suitable space or other conditions prohibit the provision of Physical EIS.	
b. Virtual EIS provides the means to interconnect, to The Telephone Company's network. Virtual EIS provides:  (1) Connection between Customer provided and Telephone Company provided facilities at a meet point within the mutually agreed to Telephone Company designated space outside a Telephone Company central office, such as a manhole, and	
(2) The Interconnector must obtain the electronic and peripheral equipment necessary for terminating its network in the Telephone Company's central office. The Telephone Company will lease such equipment from the Interconnector for one dollar (\$1.00) in each central office where the Interconnector subscribes to virtual collocation. Upon termination of the lease, the Interconnector is responsible for the cost of removing the equipment from the Telephone Company's central office.	
c. The interconnection point for Virtual EIS is the demarcation between ownership of the cable facilities.	
d. The Telephone Company has exclusive control of and responsibility for installation and maintenance of all terminating equipment dedicated to the Interconnector and located in the Telephone Company's central office.	

## XVII. EXPANDED INTERCONNECTION SERVICES (Continued)

<p><i>2. Obligations of the Customer</i></p> <p>a. When ordering Virtual EIS, the Customer shall designate the type of equipment dedicated to their use. The Customer may, subject to terms mutually acceptable to the Customer and the Telephone Company, specify the multiplexing and other equipment that the Telephone Company uses to provide Virtual EIS to the Customer, which may be different from the equipment normally used by the Telephone Company to provide interstate Access Services.</p>	
<p>b. The Customer may monitor and control the performance of all facilities and equipment used in the provision of Virtual EIS.</p>	
<p>c. The Customer is responsible for initiating a request for maintenance of Customer's facilities and equipment.</p>	
<p>d. The Customer is responsible for costs associated with training Telephone Company employees to install and maintain equipment other than equipment normally used by the Telephone Company. The Virtual EIS Customer will be responsible for the arrangement and payment for required training seminars, including tuition and related course materials. The technicians' training time will be based on labor rates set forth in Sections XXI.A.9., XXI.B.9., XXI.C.9. and XXI.D.9. and will be billed per hour or fraction thereof. When travel is required, travel expenses associated with training will be charged to the interconnecting Customer.</p>	
<p>e. The Customer Company and the Customer will work cooperatively to determine equipment and facilities requirements.</p>	
<p>f. The Telephone must provide, at its own expense, replacements for any recalled, obsolete, defective, or damaged facilities, equipment, plug-ins, circuit packs, unique tools, test equipment, or any other item or material provided by the Customer for installation or placement in the Telephone Company's central office.</p>	
<p>g. The Customer is responsible for purchasing and providing all connecting cabling in sufficient quantities to complete the necessary cabling as determined by the Company.</p>	
<p>h. The Customer must provide, at its own expense, the minimum number of usable equipment spares specified by the manufacturer. Replacements must be delivered to the Company's central office using the circuit spare within five (5) days after the Telephone Company notifies the Customer that a spare was used or had tested defective. Immediate replacement of unusable spares is required to allow the Telephone Company to restore the Customer's service when necessary or suffering from an outage.</p>	
<p>i. The Customer and the Telephone Company will work cooperatively for all installation, repair, maintenance, training for, and assurance of sufficient replacement and supply of materials related to the operation of Customer-owned equipment.</p>	

## XVII. EXPANDED INTERCONNECTION SERVICES (Continued)

<p><b>3. Operation and Maintenance</b></p> <p>Equipment and facilities used in the provision of Virtual EIS will be installed, maintained and repaired by the Telephone Company. The Telephone Company will maintain and repair the Customer's equipment under the same time frame and standards rate as its own equipment.</p>	
<p><b>4. Customer Equipment Requirements</b></p> <p>a. Customer equipment installed in the Telephone Company manhole or similar location must comply with either the Telephone Company's list of approved products, or equipment that complies with central office environmental and transmission standards in effect at the time the interconnection is made. This list of approved products and/or equipment is the same as used by the Telephone Company and its contractors. EIS Customers will be notified of any change in the Telephone Company's list of approved products and/or equipment.</p>	
<p>b. The Customer shall be responsible for supplying the following:</p> <p>Copper, Fiber-Optic Cable and Fire Retardant Sheath and equipment located within the central office or access tandem.</p>	
<p>c. The Customer shall be responsible for bringing its copper and fiber-optic cable to the central office or access tandem manhole and leave sufficient cable length in order for the Telephone Company to be able to fully extend such cable through to the Customer's space. No splicing will be permitted in the manhole. Upon discontinuance of EIS, the Customer relinquishes all rights, title and ownership of cable to the Telephone Company.</p>	
<p>d. The Telephone Company is responsible for installing Customer provided copper and fiber-optic cable in the cable space or conduit from the manhole to the central office. This may be shared conduit with dedicated inner duct. The Customer shall not be permitted to reserve central office cable space or conduit. If new conduit is required, the Telephone Company will negotiate with the Customer to determine the specific location. The Telephone Company reserves the right to manage its own central office conduit requirements and to reserve vacant space for planned facility additions.</p>	
<p>e. The Telephone Company is responsible for installing a cable splice where the Customer provided copper and fiber-optic cable meets Customer provided fire retardant riser cable within the central office cable vault or designated splicing chamber. The Telephone Company will provide space and racking for the placement of the splice enclosure. The Telephone Company will tag all entrance facilities to indicate ownership. The Telephone Company is responsible for placing the Customer's fire retardant riser cable from the cable vault to the terminating equipment. The Customer is responsible for providing fire retardant riser cable that meets Telephone Company standards.</p>	
<p>f. Customer interconnection equipment installed with the Telephone Company's central office facilities shall be subject to and comply with Telephone Company practices for ac/dc bonding and grounding requirements. This information will be provided to the Customer in the general information packet.</p>	

## XVII. EXPANDED INTERCONNECTION SERVICES (Continued)

g. Upon installation of the Customer's equipment, with prior notice, the Telephone Company will schedule time to work with the Customer during the turn-up phase of the equipment to ensure proper functionality between the Customer's equipment and the connections to the Telephone Company equipment. The time period for this to occur will correspond to the Telephone Company's maintenance window time period. Additional testing will be charged at the rates found in Section XXI., following.	
h. All equipment installed within the Telephone Company central office facilities shall meet the industry standard requirements as applicable for Physical EIS as in XVII.G.4..	
<b>I. <u>Rate Regulations</u></b>  This section contains specific regulations governing the rates and charges that apply for EIS. These charges are in addition to the applicable rates and charges for Switched or Special Access Service ordered, as specified in Section VII. and VIII. of this tariff.	
<p>There are two (2) types of rates and charges. These are monthly rates and nonrecurring charges.</p> <p>1. Monthly Rates</p> <p>Monthly rates are recurring charges that apply each month or fraction thereof that an EIS is provided. Rates are found in Sections XXI.A.9., XXI.B.9., XXI.D.9., and XXI.E.9.. Monthly rates for EIS will commence upon completion of the Customer's floor space, irrespective of when the Switched or Special Access service is connected.</p> <p>a. Floor Space Charge</p> <p>Floor Space is a monthly recurring charge associated with the provision of the environmentally conditioned space in a specific central office. The Floor Space Charge applies on a per square foot basis for Physical and Virtual EIS.</p>	
<p>b. DC Power Charge</p> <p>The dc Power Charge is a monthly recurring charge associated with the provision of dc power to the Customer's space for Physical and Virtual EIS. The dc Power Charge applies per 40 Amp increments.</p>	
<p>c. AC Power Charge</p> <p>The AC power equipment charge is a monthly recurring charge associated with the provision of AC power to the Customer's space for both Physical and Virtual EIS. The Power Equipment charge applies per 20 AMP increment.</p>	
<p>d. Cross Connect Charge</p> <p>Monthly DS0, DS1, and DS3 cross connect charges are associated with the cable and associated facilities connecting the equipment owned by or dedicated to the use of the Customer with the Telephone Company's equipment and facilities and apply to Physical and Virtual EIS.</p>	

## XVII. EXPANDED INTERCONNECTION SERVICES (Continued)

<p>e. Maintenance Charge</p> <p>The Maintenance Charge is a monthly recurring charge which is applied to Virtual EIS arrangements for costs associated with maintenance of the Customer provided equipment. The charge is applicable per relay rack for Virtual EIS, where a relay rack is defined as a cabinet or rack that houses the Customer-provided equipment.</p>	
<p>2. <i>Nonrecurring Charges</i></p> <p>Nonrecurring charges are one-time charges that apply for specific work activity. The types of nonrecurring charges that apply for EIS are those listed below.</p> <p>a. Processing Fee</p> <p>The Processing Fee recovers the cost of processing the application for expanded interconnection and provides for the preliminary work needed to determine if Telephone Company premises space and facilities are available to meet the collocation request.</p>	
<p>b. Engineering Fee</p> <p>The Engineering Fee is associated with the work performed by the Telephone Company in connection with determining Telephone Company floor space requirements, designing cage space or separate room, engineering adequate amount of power to the area, calculating and designing heat, ventilation and air conditioning, ensuring adequate fire protection, and designing proper access and security for Customer entry.</p>	
<p>The Engineering Fee applies to Physical and Virtual EIS on a per order, per central office basis, including request to expand or relocate existing floor space for the same Customer.</p>	
<p>c. Cable Pull Charge</p> <p>The Cable Pull Charge provides for the work performed by the Telephone Company, on the basis of time and materials, required to pull and splice the Customer's cable from the manhole to the cage or from the Customer designated equipment. This charge applies per wire center or access tandem, per one hundred (100) ft. of cable terminated for Physical and Virtual EIS to the Telephone Company's equipment.</p>	
<p>d. Office Arrangement Charge</p> <p>The Office Arrangement Charge is associated with work performed by the Telephone Company for the extension of power and construction of the cage or separate room where the Customer's facilities will terminate. This charge applies on a per order, per central office basis for Physical EIS.</p>	

**XVII. EXPANDED INTERCONNECTION SERVICES (Continued)**

<p>e. Building Modification Charge</p> <p>The Building Modification Charge is associated with work performed by the Telephone Company to provide modifications to the central office to accommodate provisioning of Physical EIS. These include, but are not limited to, security access card swipe equipment, construction of separate entrance/exit, construction of separate pathway or corridors, and/or additional security locks.</p>	
<p>The building modification charge will be determined in accordance with the applicable Interstate Special Construction Tariff.</p>	
<p>f. Installation Charge</p> <p>The installation charge is associated with work performed by the Telephone Company to install Customer designated equipment for Virtual EIS. This includes both customer provided and Telephone Company provided equipment. Installation charges are applied on a per relay rack and per card basis, where a "relay rack" is defined as a cabinet or shelf that houses the Customer-provided equipment. Installation fees for services and equipment other than those in Sections XXI.A.9., XXI.B.9., XXI.D.9., and XXI.E.9. will be determined using Special Construction procedures in the applicable Interstate Special Construction Tariff or calculated on an Individual Case Basis.</p>	
<p>g. AC Power Charge</p> <p>The AC power non-recurring charge is associated with the power cable, circuit breaker and labor required to provision the service. This charge applies per 20 Amps increments for both Physical and Virtual EIS.</p>	
<p>h. Cross Connect Charge</p> <p>The Cross Connect non-recurring charge is associated with the labor involved in circuit engineering, ordering and installation. This charge applies per DS0, DS1, or DS3 for Physical and Virtual EIS.</p>	
<p>i. DC Power Charge</p> <p>The DC Power non-recurring charge is associated with the labor required to provision the service. This charge applies per 40 Amp increment for Physical and Virtual EIS.</p>	
<p>j. Training Charge</p> <p>The Training Charge is associated with the costs incurred by the Telephone Company to train Telephone Company employees on equipment that the Telephone Company does not use in normal operations within the requested central office for the provision of Virtual EIS. The interconnecting Customer will be responsible for the arrangement and payment for required training seminars, including tuition and related course materials. The technicians' training time will be based on labor rates set forth in Sections XXI.A.9., XXI.B.9., XXI.D.9. or XXI.E.9. and will be billed per hour or fraction thereof. When travel is required, travel expenses associated with training will be charged to the interconnecting Customer.</p>	



**XVII. EXPANDED INTERCONNECTION SERVICES** (Continued)

<p>3. <i>Minimum Periods</i></p> <p>a. The Minimum Period applicable to monthly EIS rate elements specified is six (6) months.</p>	
<p>b. When EIS is discontinued prior to the expiration of the Minimum Period, charges are applicable for the remaining month(s) and/or fraction thereof of the Minimum Period.</p>	

## XVIII. ADVANCED DATA APPLICATIONS

A. <u>(Reserved for Future Use)</u>													
B. <u>Dial Internet Aggregation Access Service (DIAAS)</u> <sup>28</sup>													
<p>1. <i>Service Description</i></p> <p>Dial Internet Aggregation Access Service (DIAAS) provides analog and ISDN dial-up channels which enable the customer to collect, concentrate and transport traffic from end users to customer designated locations.</p>													
<p>IP (Internet Protocol) addressing and authentication is the responsibility of the customer. DIAAS does not include the end user access service.</p>													
<p>DIAAS will utilize TCP/IP protocols based on Internet Engineering Task Force (IETF) standards. IETF is the engineering arm of the Internet Architecture Board (IAB).. IETF defines protocol standards for Internet services. This tariff supports the following standards:</p> <table><tbody><tr><td>IP</td><td>Internet Protocol</td></tr><tr><td>TCP</td><td>Transmission Control Protocol</td></tr><tr><td>SLIP</td><td>Serial Line IP</td></tr><tr><td>CSLIP</td><td>Compressed Serial Line IP</td></tr><tr><td>PPP</td><td>Point to Point Protocol</td></tr><tr><td>HSSI</td><td>High Speed Serial Interface</td></tr></tbody></table>	IP	Internet Protocol	TCP	Transmission Control Protocol	SLIP	Serial Line IP	CSLIP	Compressed Serial Line IP	PPP	Point to Point Protocol	HSSI	High Speed Serial Interface	
IP	Internet Protocol												
TCP	Transmission Control Protocol												
SLIP	Serial Line IP												
CSLIP	Compressed Serial Line IP												
PPP	Point to Point Protocol												
HSSI	High Speed Serial Interface												
<p>DIAAS is available where facilities and conditions permit.</p>													
<p>2. <i>Obligations of the Telephone Company</i></p> <p>The Telephone Company has the service responsibility up to and including the network interface. Special Access Lines and Special Transport beyond the DIAAS service are available from Section VIII. of this tariff.</p>													
<p>The Telephone Company will notify the customer of the completion and readiness of the requested DIAAS site.</p>													
<p>3. <i>Obligations of the Customer</i></p> <p>a. The customer is responsible for obtaining an appropriate IP address.</p>													
<p>b. The customer's equipment must be compatible with the Telephone Company's equipment.</p>													

---

<sup>28</sup> DIAAS is a grandfathered service available to UUNet only.

**XVIII. ADVANCED DATA APPLICATIONS** (Continued)

c. The customer shall furnish information as may be required by the Telephone Company to design and maintain the service and to assure that the service arrangement is in compliance with the regulations contained herein.	
d. The customer's equipment must be in compliance with FCC rules and regulations.	
e. The customer must maintain software configuration, software management, and authentication control.	
f. The customer must order service in increments of DS1 (24 channels) or DS3 (28 DS1s or 672 channels). Purchase of individual channels is not permitted, except by mutual agreement between the Telephone Company and the customer.	
<b>4. Rate Regulations</b>	
a. Minimum Period  The minimum service period is four (4) years for initial enrollment with two (2) options for extension during the total time of subscription. Billing will commence on the date customer acceptance has been completed or on the sixtieth (60 <sup>th</sup> ) calendar day following the date of the Telephone Company's notification to the customer of site completion, whichever is sooner.	
b. Rate Application  (1) Rates will be applied on a monthly basis per combined analog or ISDN dial-up channels based upon the total number of billed channels nationwide. The term nationwide is defined as the aggregate of billed channels for all telephone companies providing service under this tariff. A dial up channel is defined as an individual circuit from the central office circuit switch to the modem pool.	
In the four (4) year rate plan for modem based dial up TCP/IP, the minimum will be: 1,000 channels or more on a nationwide basis.	
(2) The total number of analog and ISDN DIAAS channels will determine the rate for all dial-up channels at each central office. In those cases where customer orders are awaiting site completion beyond thirty (30) days after ASRs have been verified by the Telephone Company to be provisionable, the rate tier will be determined based upon the total channels billed. Once site completion occurs, <i>XVIII.B.4.a.</i> is applicable.	
(3) Shared use (ratcheting) is not permitted.	
c. Term of Commitment  The service is initially offered as a minimum four year commitment period.	

## XVIII. ADVANCED DATA APPLICATIONS (Continued)

d. Commitment Levels	
<p>An implementation period not to exceed six (6) months for the four (4) year rate plan will be negotiated between the Telephone Company and the customer. During implementation, the applicable rate will be determined by the total number of modem channels or dedicated ports in service. However, under the four (4) year rate plan for DIAAS, if the total number of dial-up channels during implementation drops below one thousand (1,000), the rate for 100-999 channels will apply. The commitment level will apply to TCP/IP total dial-up channels.</p>	
e. Changes to Commitment Level	
<p>Once activated, the total nationwide quantity of analog and ISDN channels must remain in service for the remainder of the commitment period. An allowance of a two percent (2%) decrease to the combined in service quantities of analog and ISDN channels (quantified at each quarterly review) will be permitted. Penalties for not meeting the commitment level are set forth under <i>XVIII.B.4.h.</i></p>	
f. Service Enrollment	
<p>When the customer elects to enroll in DIAAS, he/she must specify in writing, the enrollment date (which will be the anniversary date). The specified enrollment date must be within one hundred twenty (120) days from receipt of the written enrollment request. The customer must also specify the central offices to be included. By the enrollment date, ASRs must be issued to provide the appropriate amount of TCP/IP Channels to fall within the commitment range specified in <i>XVIII.B.4.a.</i> Subsequent to enrollment growth, ASR orders require a twenty-four (24) channel analog or twenty-three (23) ISDN minimum.</p>	
g. Quarterly Review	
<p>Each customer's service commitment will be reviewed quarterly beginning at the first enrollment anniversary. The customer will be notified in writing as to the status of the commitment requirements. This notification will inform the customer of any shortfall in the channel quantity level. At any time the quantity of channels drops below one thousand (1,000), or the commitment level less two percent (2%), whichever is greater, the rate for all channels will change to the 100-999 channel rate until the quantity increases to above one thousand (1,000) or the commitment level less two percent (2%), whichever is greater.</p>	
h. Penalties for Failing to Obtain the First Six Month Commitment Level	
<p>At the second (2<sup>nd</sup>) quarterly review, if the number of DIAAS channels is less than the acceptable commitment range, the following penalty charges will apply, based on the difference between the commitment level less two percent (2%) and the actual number of channels. Channel quantity shortfalls of in-service units below the minimum commitment level will incur a liability charge of fifty percent (50%) of the 100-999 channel rate per month, until the enrollment commitment is obtained.</p>	

## XVIII. ADVANCED DATA APPLICATIONS (Continued)

i. Service Availability	
During the four (4) year subscription period commencing at the enrollment date, the Telephone Company objective level of service availability will be ninety-five (95%) of the monthly hours of operation for each central office. Should the service availability actually be less than ninety-five percent (95%) of monthly hours for the average channel of a central office (e.g., 30 days x 24 hrs. x .95 = 684 hrs.), the customer may terminate subscription for that central office without any termination liability.	
j. Renewal Options	
At the expiration of the term, the customer may select an additional four year commitment, or convert to a month to month basis. If the customer fails to make a selection, the Telephone Company will notify the customer and continue with an additional month of billing. If the customer does not select a new term agreement within thirty (30) days from the expiration date, billing will automatically continue on a month to month basis. <sup>29</sup>	
To cancel the agreement after the initial four (4) year term, the customer must provide written notification to the Telephone Company that this service will be terminated.	
k. Termination With Liability	
Once the Initial channel level commitment is met, a reduction of nationwide channel quantities from the installed base (determined at each quarterly review) will incur a termination liability of fifty percent (50%) of the remaining monthly payment to the end of the subscribed period.	
Modem services which are discontinued are not held in reserve for customer use at the time of disconnection.	
l. Termination Without Liability	
During the customer's subscription period, should the monthly rate for a customer's DIAAS service increase due to Telephone Company action, the customer may at his/her option, terminate the subscription without penalty or liability.	

---

<sup>29</sup> Rates for a four (4) year commitment and for month to month can be found in Section XXI.D.13.

## XIX. GRANDFATHERED SERVICES

<p><b>A. <u>General</u></b></p> <p>Grandfathered services are tariff offerings which are limited to existing customers and are not available to new customers. The services listed in this section are shown to be grandfathered or limited to existing service provided to existing customers. Existing service is service that was in place prior to the service being grandfathered. Existing customers are those customers who were already subscribing to a service prior to the service being grandfathered.</p>	
<p>New customers are not eligible to subscribe to a grandfathered service. This includes previously grandfathered customers who have for any reason discontinued their grandfathered service.</p>	
<p><b>B. <u>Asymmetrical Digital Subscriber Line (ADSL) Service</u></b></p> <p>This offering applies to services in place as of December 31, 2005 and to additions to such existing service for the same customer at the same location. Rates for these services are listed in Section XIX.C.10..</p> <p><b>1. <i>General</i></b></p> <p>Asymmetrical Digital Subscriber Line (ADSL) service provides high speed transmission service over existing loop facilities which are also used to provision the customer's local exchange service. The regulations and rates specified herein are in addition to the regulations and rates specified in other sections of this tariff.</p>	
<p><b>2. <i>Service Description</i></b></p> <p>This section contains the rules and regulations pertaining to the provision of Asymmetrical Digital Subscriber Line (ADSL) service. ADSL service is an access data technology offering. ADSL service is offered at varying nominal speed levels for downstream and upstream data transmission, as listed in Section XIX.C.7.. The upstream speed represents transmission speed from the customer-designated premise (CDP) to the Telephone Company's DSL Service Node, while the downstream speed represents transmission speed from the Telephone Company's DSL Service Node to the CDP. The DSL Service Node is the aggregation point designated by the Telephone Company for connecting multiple Telephone Company serving wire centers of ADSL service to other Telephone Company provided network interface services.</p>	
<p>ADSL Service consists of ADSL Channels, which connect a customer designated premises to the DSL Service Node; DSL Interface Access Service (as described in Section XVIII.D.), which allows the aggregation of traffic from multiple ADSL Channels onto the same facility; and Permanent Virtual Circuits (PVCs), which define logical connections between ADSL Channels and DSL Interface Access Service. While the Telephone Company envisions that ADSL Channels and PVCs will generally be purchased by end users and DSL Interface Access Service will generally be purchased by Internet Service Providers (ISPs), there is no restriction as to what type of customer may order the various rate elements. Use of the terms "end user customer" to mean the customer purchasing the ADSL Channel and "ISP customer" to mean the customer purchasing the DSL Interface Access Service are meant only to clarify rate relationships and are not meant to limit customer choices.</p>	

**XIX. GRANDFATHERED SERVICES** (Continued)

When a service is ordered under a term payment plan, the regulations in Section XIX.C.8. will apply to the discontinuation of such service.	
<p><b>3. <i>ADSL Channel</i></b></p> <p>The ADSL Channel is provisioned over existing Telephone Company copper facilities and transported to the Telephone Company's backbone network. The ADSL Channel provides a connection from the CDP to the DSL Service Node.</p>	
ADSL is available utilizing the same copper facilities as the basic local exchange service, utilizing the same copper facilities as other tariffed facilities, or on a stand-alone basis utilizing separate facilities.	
ADSL service is not dependent on the grade of local exchange service, i.e. any package of ADSL service may be ordered by either residential or business local subscribers.	
The Telephone Company will qualify the ADSL Service between the CDP and the serving wire center. The purpose of qualification is to determine the availability and suitability of existing Telephone Company copper facilities to provide the service. The Telephone Company will not provision this service on facilities that are not suitable for ADSL. See Section XIX.C.5. following.	
ADSL will be provided subject to the availability and limitation of Telephone Company wire centers and outside plant facilities and is only available where technical capabilities permit. Downstream data rates depend on a number of factors, including but not limited to 1.) the distance from the CDP to the serving wire center, 2.) the type of loop facility, and 3.) the physical plant.	
Each customer must select one Permanent Virtual Circuit (PVC) to be associated with the ADSL Channel. Each PVC represents a virtual connection between the ADSL Channel and a DSL Interface Access Service.	
The Telephone Company does not undertake to originate data, but offers the use of its service components, where available, to customers for the purpose of transporting customer-originated data.	
Rates for ADSL Channels are found in XIX.C.10. following.	
<p><b>4. <i>Responsibility of the Telephone Company</i></b></p> <p>The Telephone Company will provision and maintain ADSL service for the customer from the Network Interface Device (NID) to the DSL Service Node. The Telephone Company will advise the end user customer of the equipment necessary to support ADSL service.</p>	
<p><b>5. <i>Rights of the Telephone Company</i></b></p> <p>The Telephone Company will not provision ADSL service if the Telephone Company reasonably determines that 1.) it is not technically feasible over existing facilities, or 2.) it will cause interference problems with existing services.</p>	

## **XIX. GRANDFATHERED SERVICES** (Continued)

Equipment at the Customer Designated Premises must meet Telephone Company specifications.																						
During the Telephone Company's network maintenance and software update periods, it may be necessary to place the ADSL wire center out of service. The Telephone Company reserves the right to temporarily interrupt ADSL Service at other times in emergency situations.																						
<p>6. <i>Responsibility of the Customer</i></p> <p>The end user customer is responsible for providing compatible Customer Premises Equipment (CPE) that is used for connection to ADSL service.</p>																						
The customer ordering ADSL Channel Service on behalf of its subscriber(s) must obtain a letter of agency. The customer will be responsible for obtaining permission from its subscriber(s) for the Telephone Company's agents or employees to enter the customer's designated locations at a reasonable hour for the purpose of installing, inspecting, repairing, or upon termination of the service, removing the service components of the Telephone Company.																						
<p>7. <i>Rate Elements</i></p> <p>Monthly recurring charges apply for ADSL service, and nonrecurring charges apply to installation of the service. A nonrecurring charge is also applicable when making changes, i.e., bandwidth, access provider, or move.</p>																						
<p>ADSL service is available in service level packages, and is based on the downstream and upstream speeds chosen by the customer. Service level packages are defined by the downstream and upstream speeds. Currently available service level packages are:</p> <table><tr><td><u>Package</u></td><td><u>Downstream</u></td><td><u>Upstream</u></td></tr><tr><td>ADSL Class R1</td><td>256 Kbps</td><td>128 Kbps</td></tr><tr><td>ADSL Class R2</td><td>1.0 Mbps</td><td>128 Kbps</td></tr><tr><td>ADSL Class R7</td><td>768 Kbps</td><td>256 Kbps</td></tr><tr><td>ADSL Class B1</td><td>512 Kbps</td><td>256 Kbps</td></tr><tr><td>ADSL Class B2</td><td>1.0 Mbps</td><td>512 Kbps</td></tr><tr><td>ADSL Class B3</td><td>2.0 Mbps</td><td>512 Kbps</td></tr></table>	<u>Package</u>	<u>Downstream</u>	<u>Upstream</u>	ADSL Class R1	256 Kbps	128 Kbps	ADSL Class R2	1.0 Mbps	128 Kbps	ADSL Class R7	768 Kbps	256 Kbps	ADSL Class B1	512 Kbps	256 Kbps	ADSL Class B2	1.0 Mbps	512 Kbps	ADSL Class B3	2.0 Mbps	512 Kbps	
<u>Package</u>	<u>Downstream</u>	<u>Upstream</u>																				
ADSL Class R1	256 Kbps	128 Kbps																				
ADSL Class R2	1.0 Mbps	128 Kbps																				
ADSL Class R7	768 Kbps	256 Kbps																				
ADSL Class B1	512 Kbps	256 Kbps																				
ADSL Class B2	1.0 Mbps	512 Kbps																				
ADSL Class B3	2.0 Mbps	512 Kbps																				
Data speeds set forth above are nominal peak speeds. Actual speeds may be affected by loop distance and other factors, and are not guaranteed. Where technically feasible, the Telephone Company may, at its sole discretion, support speeds in excess of the nominal peak speed.																						



## **XIX. GRANDFATHERED SERVICES** (Continued)

<p><b>8. <i>Term Payment Plans and Early Termination Liabilities</i></b></p> <p>ADSL service is offered under term payment plans as well as month to month service. For month to month service, the minimum service period is one (1) month. When a service is ordered under a term payment plan, the minimum service period will be the term specified under the term payment plan ordered. If the customer discontinues service prior to the end of the minimum service period, the customer will pay the Company an early termination liability. The early termination liability is computed according to the regulations in Section <i>VIII.B.7.</i> of this tariff.</p>	
<p>Upon expiration of the term payment plan, the customer may choose a new term payment plan, convert to month to month service, or terminate service. If the customer fails to make a choice by the end of the term payment plan, a new term payment plan will begin based on the previously effective term commitment. All terms and conditions, including termination liabilities, will apply the new term payment plan. Conversion to month to month or different term payment plan will require the customer to submit a change order. Conversion of existing term service at the end of its term to a different term or to month to month will be allowed without application of any nonrecurring charges.</p>	
<p>The customer may elect to convert to a new term payment plan before the end of the minimum service period, subject to the following conditions: Credit will not be given toward the payment period for payments made or time elapsed under the existing term payment plan. If the new term payment plan period is longer than the time remaining under the existing term payment plan, nonrecurring charges will not be reapplied for existing services. If the new term payment plan is shorter than the time remaining under the existing term payment plan, the change constitutes a discontinuance of the existing service and termination liabilities will apply.</p>	
<p><b>9. <i>Changes in Service Type</i></b></p> <p>The customer may increase the bandwidth of his ADSL service by notifying the Company in writing of the new election. The increased bandwidth will be provided at the applicable price for the duration of the minimum service period committed to under a term payment plan for the lower bandwidth service. Nonrecurring charges and early termination liabilities will not apply to increases in bandwidth.</p>	
<p>A decrease in bandwidth constitutes a discontinuance of existing service and initiation of new service. Termination liabilities for the discontinuation will apply if the change is made before the end of the minimum service period.</p>	

**XIX. GRANDFATHERED SERVICES** (Continued)

<b>10. Rates and Charges for Grandfathered ADSL Service</b>		
Service Type <sup>30</sup>	Monthly Rate	Nonrecurring Charge
ADSL Channel, Class R1	\$19.95	\$0.00
ADSL Channel, Class R2	\$29.95	\$0.00
ADSL Channel, Class R7	\$29.95	\$0.00
ADSL Channel, Class B1, Month to Month Rates	\$75.00	\$0.00
ADSL Channel, Class B1, 12 Month Term Plan	\$63.00	\$0.00
ADSL Channel, Class B1, 24 Month Term Plan	\$59.00	\$0.00
ADSL Channel, Class B1, 36 Month Term Plan	\$55.00	\$0.00
ADSL Channel, Class B2, Month to Month Rates	\$130.00	\$0.00
ADSL Channel, Class B2, 12 Month Term Plan	\$110.00	\$0.00
ADSL Channel, Class B2, 24 Month Term Plan	\$103.00	\$0.00
ADSL Channel, Class B2, 36 Month Term Plan	\$96.00	\$0.00
ADSL Channel, Class B3, Month to Month Rates	\$205.00	\$0.00
ADSL Channel, Class B3, 12 Month Term Plan	\$174.00	\$0.00
ADSL Channel, Class B3, 24 Month Term Plan	\$163.00	\$0.00
ADSL Channel, Class B3, 36 Month Term Plan	\$153.00	\$0.00
<b>C. <u>Digital Subscriber Line (DSL) Interface Access Service</u></b>		
This offering applies to services in place as of December 31, 2005 and to additions to such services for the same customer at the same location. Rates for these services are listed in Section <i>XIX.D.4.</i> .		
<b>1. <i>General</i></b>		
Digital Subscriber Line (DSL) Interface Access Service provides Customers such as ISPs (Internet Service Providers) or NSPs (Network Service Providers) the ability to access the Telephone Company's Asymmetrical Digital Subscriber Line (ADSL) end-users and to utilize other compatible applications. The regulations and rates specified herein are in addition to the applicable regulations and rates specified in other sections of this tariff.		

<sup>30</sup> For downstream and upstream transmission speeds, refer to Section *XIX.C.7.* of this tariff.

## **XIX. GRANDFATHERED SERVICES** (Continued)

<b>2. Service Description</b>		
Digital Subscriber Line (DSL) Interface Access Service is an access data technology that uses ATM, Frame Relay or Ethernet 10/100baseT. Frame Relay and ATM Protocols can be delivered via unchannelized DS-1 or DS-3. With Ethernet (10/100baseT), the service will be delivered through Ethernet cabling. All of the aforementioned technologies enable the customer to interface into the Telephone Company's ADSL network or other compatible applications. This service is only available in selected service areas.		
Digital Subscriber Line (DSL) Interface Access Service provides the customer with a connection into the network connection point within the Telephone Company's main Data--POP within each individual ADSL market area. Customers must order Special Access service between their network interface and the Main Data--POP from the Telephone Company, as specified in Sections VI. and VIII. of this tariff.		
Rates for DSL Interface Access Service are found in Section XIX.D.4. following.		
<b>3. Responsibility of the Customer</b>		
a. The customer is responsible for providing the Telephone Company with the necessary information (e.g., Protocol (ATM, Frame Relay, or Ethernet) Permanent Virtual Circuit; and/or Internet Protocol) to enable the provisioning of the end-user's service.		
b. The Customer is responsible for ordering transport between the Company's network interface (e.g., DSL Network Interface) and the Customer's network interface. Additionally, the Customer is responsible for providing compatible equipment to connect to Digital Subscriber Line (DSL) Interface Access Service.		
c. If Ethernet is used the customer must be within three hundred (300) feet of the connection due to technical limitations of the Ethernet technology.		
<b>4. Rates and Charges for Grandfathered DSL Interface Access Service</b>		
	<b>Monthly Rate</b>	<b>Nonrecurring Charge</b>
a. Per DS1 Connection	\$225.00	\$170.00
b. Per DS3 Connection	\$1,400.00	\$600.00
c. Per Ethernet 10/100baseT Connection (Including cable up to 300 feet)	\$700.00	\$400.00

## XX. PROMOTIONAL OFFERINGS

<p>A. <u>General</u></p> <p>The Telephone Company may from time to time engage in special promotional service offerings, special arrangements or demonstrations designed to attract new customers, to stimulate customer usage and/or to increase existing customer awareness of the Telephone Company's services.</p>	
<p>These offerings will be limited to certain dates, times and locations determined by the Telephone Company. The specific rates, terms and/or conditions applicable to each promotional offering will be filed with the Commission.</p>	
<p>B. <u>Terms, Conditions, Rates and Charges</u></p> <p>The specific terms and conditions or rates and charges of each promotional offering are described below:</p>	

## XXI. RATES AND CHARGES

Rates and charges for Access Service set forth below apply to all of the Issuing Carriers shown in Section I., Sheet 2. These carriers are arranged into rate groups as set forth in Section I., Sheet 2.

### A. Rate Group #1

For a list of Carriers included in Rate Group 1, refer to Section I., Sheet 2.

#### 1. *Carrier Common Line*

Regulations concerning Carrier Common Line Access Service are set forth in Section IV. preceding.

##### Premium Access

Originating 8YY, per Access Minute	\$0.00000000	(T)
------------------------------------	--------------	-----

Originating Non-8YY, per Access Minute	\$0.00000000	(T)
--	--------------	-----

Terminating, per Access Minute	\$0.00000000	
--------------------------------	--------------	--

##### Non Premium Access

Originating 8YY, per Access Minute	\$0.00000000	(T)
------------------------------------	--------------	-----

Originating Non-8YY, per Access Minute	\$0.00000000	(T)
--	--------------	-----

Terminating, per Access Minute	\$0.00000000	
--------------------------------	--------------	--

Continued on next page...

**XXI. RATES AND CHARGES** (Continued)

Continued from previous page...		
<u>Primary Interexchange Carrier Charge (PICC)</u>	<u>Monthly Rate</u>	
<u>Residence</u>		
Primary <sup>31</sup> , per individual line or trunk	\$0.00	
Non-Primary <sup>31</sup> , per individual line or trunk	\$0.00	
<u>Business (Non-Centrex)</u>		
Single Line Business, per line or trunk	\$0.00	
Multi-Line Business		
- per individual line or trunk	\$4.31	
<u>Centrex</u>		
- per Centrex line		
- 9 or more lines	\$0.48	
- 8 lines	\$0.54	
- 7 lines	\$0.62	
- 6 lines	\$0.72	
- 5 lines	\$0.86	
- 4 lines	\$1.08	
- 3 lines	\$1.44	
- 2 lines	\$2.16	
<u>ISDN</u>		
ISDN-BRI, per facility	\$0.00	
ISDN-PRI, per facility	\$21.55	
<u>Universal Service Fund (USF)</u>	<u>Surcharge Percentage</u>	
<u>Recovery Charge</u>		
Surcharge applied end user revenue	28.9%	(D)

<sup>31</sup> Includes Centrex CO and CO-Like Dormitory Service.

## XXI. RATES AND CHARGES

<b>2. End User Access Service</b>	
Regulations concerning End User Common Line (EUCL) are set forth in Section V. preceding.	
a.	
<u>End User Common Line (EUCL)</u>	<u>Rate Per Month</u>
<u>End User Common Line (EUCL) - Business</u>	
Multi-Line, including pay telephone, Centrex CO and CO-Like Service, per each individual line or trunk	\$9.20
Single-Line, each individual line or trunk	\$6.50
<u>End User Common Line (EUCL) - Residence</u>	
Primary Residence <sup>32</sup> , per each individual line or trunk	\$6.50
Non-Primary Residence <sup>32</sup> , per each individual line or trunk	\$7.00
<u>End User Common Line (EUCL) - ISDN</u>	
Basic Rate Interface-ISDN, per facility	\$7.00
Primary Rate Interface ISDN, per facility	\$46.00
b.	
<u>ISDN Line Port Charge, per facility</u>	
- ISDN-BRI	\$6.91
- ISDN-PRI	\$59.21

<sup>32</sup> Includes Centrex CO and CO-Like Dormitory Service.

## XXI. RATES AND CHARGES

c. Access Recovery Charge					
The rates for the ARC, where applicable, are provided below.					
				General Rate Per Month	
Residence, Non-Primary Residence, and ISDN BRI, all jurisdictions Individual Line or trunk, each				\$1.29	(l)
Single Line Business Individual Line or trunk, each				\$1.38	(l)
Multi-Line Business, ISDN PRI, Centrex -Per individual line or trunk				\$2.59	(l)
Ziply Fiber of Idaho - all exchanges exempt					
The following exchanges by company have exemptions from or exceptions to the general rate for Residence, Non-Primary Residence, and ISDN BRI ARC:					
Ziply Fiber of Montana - all exchanges exempt					
d. Local Number Portability (LNP) Charges					
Regulations concerning Local Number Portability Charges are set forth in Section X. preceding.					
(1) LNP Access Query Charge					
Rate per call per n-1 carrier query only for LNP capable switches				\$0.002	
(2) LNP Service Surcharge and Exchanges					
<u>Host</u>	<u>Remotes</u>	<u>Surcharge Effective Dates</u>	<u>Service Surcharge per Month</u>	<u>PBX, per trunk, per month</u>	<u>ISDN PRI, per arrangement, per month</u>

TRANSMITTAL NO. 12



## XXI. RATES AND CHARGES

3. <i>Access Ordering</i> <sup>33</sup>	
<u>Service Date Change Charge</u>	<u>Charge</u>
-per Order	\$50.00
<u>Design Change Charge</u>	
-per Order	\$31.76
<u>Cancellation Charge</u>	
-per Order	\$402.75
<u>Expedited Order Charge</u>	
-per Order, per day expedited	\$300.00

---

<sup>33</sup> Pursuant to FCC 17-43, released April 28, 2017, Frontier has detariffed 1.) TDM channel terminations for wire centers in competitive counties; and 2.) packet-based services. Terms and Conditions for detariffed services can be found in the Interstate Service Guide and Pricelist.

## XXI. RATES AND CHARGES

<b>4. Switched Access Service</b>		
Regulations concerning Switched Access are set forth in Section VII. preceding.		
<u>Local Switching</u>		
Originating Premium 8YY, per Access Minute	\$0.00130000	(R)
Originating Premium Non-8YY, per Access Minute	\$0.00260000	(T)
Terminating Premium, per Access Minute	\$0.00000000	(T)
Originating Non Premium 8YY, per Access Minute	\$0.000585000	(R)
Originating Non Premium Non-8YY, per Access Minute	\$0.00117000	(T)
Terminating Non Premium, per Access Minute	\$0.00000000	
Per Installation	\$0.00	
Per Order	\$130.23	
Switched 56 Kbps		(R)
Originating 8YY, Per Access Minute	\$0.00130000	(T)
Originating Non-8YY, Per Access Minute	\$0.00260000	(T)
Terminating, Per Access Minute	\$0.00000000	
<u>Shared Trunk Port Charge</u>		
Originating 8YY, Per Tandem Switched Access Minute	\$0.00054850	(R)
Originating Non-8YY, Per Tandem Switched Access Minute	\$0.00109690	(T)
Terminating, Per Tandem Switched Access Minute	\$0.00000000	(T)
<u>Information Surcharge</u>		
Premium 8YY, per Access Minute	\$0.00000000	(T)
Non Premium 8YY, per Access Minute	\$0.00000000	(T)
Premium Non-8YY, per Access Minute	\$0.00000000	(T)
Non Premium Non-8YY, per Access Minute	\$0.00000000	(T)
Continued on next page...		

TRANSMITTAL NO. 12

**XXI. RATES AND CHARGES** (Continued)

Continued from previous page...	
<u>Dedicated Trunk Port Charge</u>	
-Voice Grade / DS0, Originating, per month	\$10.00
-Voice Grade / DS0, Terminating, per month	\$0.00
-DS1, Originating, per month	\$150.00
-DS1, Terminating, per month	\$0.00
-DS3, Originating, per month	\$5,000.00
-DS3, Terminating, per month	\$0.00
<u>Carrier Identification Parameter</u>	
CIP, per trunk Group	
-per month	\$50.00
-nonrecurring charge	\$65.00
<u>Operator Services</u>	
Operator Transfer Service	
-per call transferred	\$0.200000
Busy Line Verify	
-per call	None
Interrupt	
-per call	None
Operator Assistance	
-per call	None
Continued on next page...	

**XXI. RATES AND CHARGES** (Continued)

Continued from previous page...	
<u>Entrance Facility</u>	
Service Order Charge	
-per entrance facility order	130.23
Entrance Facility Recurring Charges	
-2-Wire Voice Grade, monthly charge	\$55.93
-4-Wire Voice Grade, monthly charge	\$91.00
-DS1, monthly charge	\$150.00
-DS3, monthly charge	\$1,500.00
Service Installation Charge	
-per voice grade entrance facility installed	\$488.24
-per DS1 entrance facility installed	\$600.00
-per DS3 entrance facility installed	\$3,410.00
<u>Dedicated Transport</u>	
Dedicated Transport Termination Monthly Charges, per termination	
-Voice Grade, Arizona - Mohave (OCN 2172)	\$100.00
-Voice Grade, all other carriers	\$38.00
-DS1, Arizona - Mohave (OCN 2172)	\$900.00
-DS1, all other carriers	\$150.00
-DS3	\$900.00
Dedicated Transport Facility Monthly Charges, per mile	
-Voice Grade, Arizona - Mohave (OCN2172)	\$0.00
-Voice Grade, all other carriers	\$0.61
-DS1, Arizona - Mohave (OCN2172)	\$0.00
-DS1, all other carriers	\$7.33
-DS3	\$120.00
Dedicated Transport Nonrecurring Charges per Service Order	
-2-Wire voice grade	\$130.23
-4-Wire voice grade	\$130.23
-DS1	\$130.23
-DS3	\$415.00
-Per 24 Trunks Activated or Fraction	\$50.81
Continued on next page...	

## XXI. RATES AND CHARGES

Continued from previous page...		
<u>Tandem Switched Transport</u>		
Tandem Switched Transport Facility		
-Originating Non-8YY, Per Access Min., per Mile	\$0.00005000	(T)
-Terminating –End Office, Per Access Min., per Mile	\$0.00000000	
-Terminating-3 <sup>rd</sup> Party, Per Access Min., per Mile	\$0.00005000	
Tandem Switched Transport Termination		
-Originating Non-8YY Per Access Minute, per Termination	\$0.00100000	(T)
-Terminating– End Office, Per Access Min, per Term	\$0.00000000	
-Terminating-3 <sup>rd</sup> Party, Per Access Min, per Term	\$0.00100000	
Tandem Switching		
-Originating Non-8YY, Per Access Minute	\$0.00005000	(T)
-Terminating – End Office, Per Access Minute	\$0.00000000	
-Terminating-3 <sup>rd</sup> Party, Per Access Minute	\$0.00005000	
8YY Joint Tandem Switched Transport		
Originating 8YY, Per Access Minute	\$0.00100000	(N) (N)
<u>Transitional Interconnection Charge</u>		
Per Access Minute		
For Company Provided Transport (Terminating Only)		
-Premium	\$0.00000000	
-Nonpremium	\$0.00000000	
For Non-Company Provided Transport		
-Premium- 8YY and Non-8YY	\$0.00000000	(T)
-Nonpremium- 8YY and Non-8YY	\$0.00000000	(T)
<u>Shared Multiplexing</u>		
-Originating Non-8YY, Per Tandem Switched Access Minute	\$0.00005000	(T)
-Terminating – End Office, Switched Access Minute	\$0.00000000	
-Terminating-3 <sup>rd</sup> Party, Switched Access Min.	\$0.00005000	
-Originating Non-8YY, Per End Office Switched Access Min.	\$0.00005000	(T)
-Terminating Per End Office, Switched Access Min.	\$0.00000000	
Continued on next page...		

TRANSMITTAL NO. 6

## XXI. RATES AND CHARGES

Continued from previous page...		
<u>Access Tandem Trunk Port Charge</u> (on Serving Wire Center side of Access Tandem)		
Voice Grade / DS0, per month	\$10.00	
DS1, per month	\$150.00	
DS3, per month	\$5,000.00	
<u>Multiplexing</u>		
DS1 to Voice, per month	\$263.00	
DS1 to Voice, installation charge	\$417.00	
DS3 to DS1, per month	\$1,400.00	
DS3 to DS1, installation charge	\$1,297.00	
<u>Common Channel Signaling/SS7 Network Connection</u>		
<u>Signaling Network Access Link</u>		
Signaling Mileage Facility, -per mile per month	\$2.17	
Signaling Mileage Termination, -per termination per month	\$32.67	
Signaling Entrance Facility -per Facility, per month	\$107.80	
-nonrecurring charge	\$347.02	
<u>STP Port</u>		
-Per Port, per month	\$720.00	
<u>800/888 Data Base Service</u>		
-Basic Query Charge, per query	\$0.002224	(R)
Continued on next page...		

TRANSMITTAL NO. 12

## XXI. RATES AND CHARGES

Continued from previous page...	
<u>Common Channel Signaling/SS7 Network Connection</u>	
<u>Switched Access Cross Connect</u> <sup>34</sup>	
DS0 – Per Month	
DS1 – Per Month	
DS3 – Per Month	
<u>Network Blocking Charge, per Call</u> (FGB, FGC, FGD & SAC)	\$0.02
NXX Translation Nonrecurring Charge -Per Order	\$221.00
500 NXX Translation Charge, Nonrecurring Charge Per End Office	\$221.00
0 + 900 Service	35
FGA Optional Toll Blocking, per FGA Line	35
FGA Usage Sensitive Service Credit Allowance Credit per Originating FGA Access Minute	\$0.000000
Coin Supervision/Transmission, per payphone, per month	\$2.10
Continued on next page...	

<sup>34</sup> Switched Access Cross Connect services are furnished only to the same customer on the same premises as of July 1, 1995.

<sup>35</sup> No demand – rates on request.

## XXI. RATES AND CHARGES (Continued)

Continued from previous page...			
<u>Switched Access Assumed Minutes of Use</u>			
	Originating <u>Only</u>	Terminating <u>Only</u>	Two- Way
<u>Idaho</u>			
Feature Group A	2007	1744	3711
Feature Group B	5042	5042	5042
<u>Montana</u>			
Feature Group A	36	36	36
Feature Group B	36	36	36
5. <i>Special Access Service</i>			
Regulations concerning Special Access are set forth in Section VIII. preceding.			
<u>Metallic Service</u>			
<u>Channel Termination</u>			
-per Order			\$130.23
-per Termination, per month			\$150.00
-per Termination, nonrecurring charge			\$1,000.00
<u>Voice Grade Service</u>			
<u>Channel Termination</u>			
-per Order			\$130.23
-per Two Wire Termination, per month			\$40.00
-per Two Wire Termination, nonrecurring -charge			\$488.24
-per Four Wire Termination, per month			\$65.00
-per Four Wire Termination, nonrecurring charge			\$488.24
Continued on next page...			

<sup>36</sup> These jurisdictions either have all existing services measured or have no customers at this time.



**XXI. RATES AND CHARGES** (Continued)

Continued from previous page...	
<u>Program Audio Service</u>	
<u>Channel Termination</u>	
-per Order	\$130.23
-200 to 3500 Hz, monthly rate	\$37.52
-100 to 5000 Hz, monthly rate	\$37.95
- 50 to 8000 Hz, monthly rate	\$37.95
- 50 to 15000 Hz, monthly rate	\$37.95
-200 to 3500 Hz, daily rate	\$5.20
-100 to 5000 Hz, daily rate	\$5.20
- 50 to 8000 Hz, daily rate	\$5.20
- 50 to 15000 Hz, daily rate	\$5.20
-200 to 3500 Hz, Nonrecurring Charge	\$741.01
-100 to 5000 Hz, Nonrecurring Charge	\$741.01
- 50 to 8000 Hz, Nonrecurring Charge	\$741.01
- 50 to 15000 Hz, Nonrecurring Charge	\$741.01

## XXI. RATES AND CHARGES (Continued)

Continued from previous page...	
<u>Video Service</u>	
<u>Channel Termination</u>	
-per Order	\$130.23
per Termination, monthly rate	
TV-1 or 2	37
4TV-5	37
6TV-5	37
TV-15	37
-per Termination, daily rate	
TV-1 or 2	38
4TV-5	38
6TV-5	38
TV-15	38
-per Termination, Nonrecurring Charge	
TV-1 or 2	37
4TV-5	37
6TV-5	37
TV-15	37
Continued on next page...	

<sup>37</sup> No demand – rates available on request.

<sup>38</sup> Daily rates will be topped and maximum rates derived as set forth in Section VIII. preceding.

**XXI. RATES AND CHARGES** (Continued)

Continued from previous page...	
<u>Digital Data Service</u>	
<u>Channel Termination</u>	
-per Order	\$130.23
-per Termination, monthly rate	
2.4 kbps	\$50.00
4.8 kbps	\$50.00
9.6 kbps	\$50.00
19.2 kbps	\$50.00
56.0 kbps	\$50.00
64.0 kbps	\$50.00
-per Termination, Nonrecurring Charge	
2.4 kbps	\$519.09
4.8 kbps	\$519.09
9.6 kbps	\$519.09
19.2 kbps	\$519.09
56.0 kbps	\$519.09
64.0 kbps	\$519.09
Continued on next page...	

## XXI. RATES AND CHARGES

Continued from previous page...			(R)
<u>High Capacity Service</u>			
<u>Channel Termination</u>			
-per Order			
DS-1 - 1.544 Mbps		\$130.23	
DS-3 - 44.736 Mbps		\$415.00	
-per Termination, monthly rate			
Non-Competitive DS-1 1.544 End User Channel Termination		\$196.00	
DS-1 IC Channel Termination		\$217.80	
Non-Competitive DS-3 - 44.736 Mbps		\$1,147.00	
-per Termination, Nonrecurring Charge			
DS-1 - 1.544 Mbps		\$700.00	
DS-3 - 44.736 Mbps		\$3,410.00	
<u>DS1- Optional Payment Plan<sup>39 40</sup></u>			
Term: Five Years			
Monthly Rate		\$970.00	
Nonrecurring Charge		\$900.00	
DS1 – Term Payment Plan			
N/A			

<sup>39</sup> DS1 – Optional Payment Plan furnished only to the same customers on the same premises as of July, 1995.

<sup>40</sup> Applies only to ZiPLY Fiber of Montana – Eureka, Troy and Libby (T) exchanges.

TRANSMITTAL NO. 7

## XXI. RATES AND CHARGES

6. <i>Special Federal Government Access Service Offerings</i>		
<u>Telecommunications Service Priority (TSP) System</u>		
The following rates and charges are in addition to all other rates and charges that may be applicable for other services that may be furnished under the provisions of this tariff which operate in conjunction with the TSP System.		
a. Priority Installation (PI) of an Access Service - Invocation Includes System Development, Verification, Confirmation and Preemption. <sup>41</sup>		
Prime Service Vendor		
Recurring Charges		ICB
Nonrecurring Charges		ICB
Subcontractor		
Recurring Charges		ICB
Nonrecurring Charges		ICB
(1) Expedited (Emergency or Essential)		
Regulations, rates and charges are the same as those set forth for the Switched or Special Access Service for which PI is required.		
(2) Utilizing Specially Constructed Facilities		
Regulations, rates and charges are the same as those set forth in the applicable Interstate Special Construction Tariff for Special Construction of the facilities for Switched Access Service for which PI is required.		
b. Priority Restoration (PR) Level Implementation on an Access Service		
(1) When PR level is implemented - includes System Development, Verification and Confirmation <sup>42</sup>		
Prime Service Vendor		
Recurring Charges		ICB
Nonrecurring Charges		ICB
Subcontractor		
Recurring Charges		ICB
Nonrecurring Charges		ICB

<sup>41</sup> When an Access Service is ordered with both PI and PR, the associated nonrecurring charge for PR applies.

<sup>42</sup> When an Access Service is ordered with both PI and PR, the associated nonrecurring charge for PR applies.

**XXI. RATES AND CHARGES** (Continued)

(2) When the PR level is changed on an associated working Access Service - includes Verification and Confirmation			
Prime Service Vendor			
Recurring Charges		ICB	
Nonrecurring Charges		ICB	
Subcontractor			
Recurring Charges		ICB	
Nonrecurring Charges		ICB	
(3) Administrative and maintenance of PR Service-includes Reconciliation and Redemption			
Prime Service Vendor			
Recurring Charges		ICB	
Nonrecurring Charges		ICB	
Subcontractor			
Recurring Charges		ICB	
Nonrecurring Charges		ICB	

## XXI. RATES AND CHARGES (Continued)

<b>7. Miscellaneous Services</b>	
<u>Additional Engineering and Additional Labor</u>	
Charges for Additional Engineering per Engineer, 1/2 hour or Fraction thereof	
Basic Time	\$40.00
Overtime	\$60.00
Premium Time <sup>43</sup>	\$80.00
Charges for Additional Labor per Technician, 1/2 hour or Fraction thereof	
Basic Time	\$30.00
Overtime	\$45.00
Premium Time <sup>43</sup>	\$60.00
Charges for Additional Testing per Technician, 1/2 hour or Fraction thereof	
Basic Time	\$30.00
Overtime	\$45.00
Premium Time <sup>43</sup>	\$60.00
Charges for Standby per Technician, 1/2 hour or Fraction thereof	
Basic Time	\$30.00
Overtime	\$45.00
Premium Time <sup>43</sup>	\$60.00
Charges for Programming per Technician, 1/2 hour or Fraction thereof	
Basic Time	\$30.00
Overtime	\$45.00
Premium Time <sup>43</sup>	\$60.00
<u>NID Replacement</u>	
Nonrecurring Charge per 2 pairs of capacity	\$99.00
Continued on next page...	

<sup>43</sup> Subject to Minimum Charge of Four (4) Hours.

**XXI. RATES AND CHARGES** (Continued)

Continued from previous page...	
<u>Additional Testing</u>	
Charges for Additional Testing per Transmission Path, First Point of Switching, per Month	
-Automated Scheduled Testing	
monthly rate	44
Nonrecurring Charge	44
-Additional Cooperative Scheduled Testing	
- Basic Offering	
monthly rate	44
Nonrecurring Charge	44
- Gain Slope	
monthly rate	44
Nonrecurring Charge	44
Additional Manual Scheduled Testing	
- Basic Offering	
monthly rate	44
Nonrecurring Charge	44
- Gain Slope	
monthly rate	44
Nonrecurring Charge	44
<u>Controller Agreement</u>	
Per Arrangement	
monthly rate	44
Nonrecurring Charge	44
Continued on next page...	

<sup>44</sup> No demand – rates available on request.



**XXI. RATES AND CHARGES** (Continued)

Continued from previous page...	
<u>Equal Access Charges</u>	
Nonrecurring Charges per Telephone Exchange Service Line	
Trunk, Public/Semipublic Pay Telephone	
- Presubscription Change Charge	
Manual (InterLATA change only)	\$5.50
Electronic (InterLATA change only)	\$1.25
Manual (Simultaneous InterLATA and IntraLATA change)	\$2.75
Electronic (Simultaneous InterLATA and IntraLATA change)	\$0.63
- Unauthorized PIC Change Charge	\$100.00
- IC CIC Consolation Charge	\$1.30
- Paper or fax LOA processing	
Per telephone number	\$0.75
<u>Special Access Surcharge</u>	
monthly rate	\$25.00
<u>Billing Name and Address Service (BNA)</u>	
-Billing Name and Address per Order	\$28.00
-Billing Name and Address Found/Each	\$0.40
-Billing Name and Address Not Found/Each	\$0.40
<u>Blocking</u>	
900 Blocking Service	
-Residence	
Add call blocking, each line	\$5.00
Remove call blocking, each line	\$5.00
V-Business	
Add call blocking, each line	\$15.00
Remove call blocking, each line	\$15.00
International Blocking Service	\$19.95

**XXI. RATES AND CHARGES** (Continued)

Continued on next page...	
Continued from previous page...	
<u>End User/Agents List</u>	
-Agent List, Nonrecurring Charge per State, per Order	\$50.00
-Agent List, Initial per Customer Account <sup>45</sup>	\$0.03
-Agent List, Allocation, per Listing <sup>46</sup>	\$0.03
-Snapshot List, NRC per State, per Order	\$75.00
-Snapshot List, per Listing <sup>47</sup>	\$0.05
<u>Telecommunications Service Priority</u>	
-Establishment of TSP System Nonrecurring Service Charge	\$14.50
-Restoration Priority, monthly rate	\$4.90
<u>End User Validation List</u>	
Standard Sort, Per Record Provided	\$0.03
Administrative Fee--Paper Report, Electronic Transmission or Magnetic Tape, Per Request	\$78.00
Special Sort, Per Record Provided	\$0.05
<u>PIC Freeze Verification Report</u>	
Refer to Section XXI.A.7. Snapshot List, NRC and Snapshot List, Per Listing for rates and charges.	
Continued on next page...	

<sup>45</sup> For the purpose of the Initial Lists customer and agent is defined in Section III.F.

<sup>46</sup> For the Purpose of the Allocation list, a listing is defined as an end user or agent record eligible for a Primary Interexchange Carrier Selection.

<sup>47</sup> For the purpose of the Snapshot list, a listing is defined as an end user or agent eligible for a Predesignated Interexchange Carrier Selection.

**XXI. RATES AND CHARGES** (Continued)

Continued from previous page...	
<u>Government Emergency Telecommunications Service (GETS)</u>	
a. GETS High Probability of Completion (HPC)	
Service Preparation Charge -	
- For all issuing carriers	\$224,405.00
GETS HPC Feature	
- Per GETS equipped end office	
Monthly Rate	\$62.36
Nonrecurring Charge	\$352.66
- Per GETS equipped access tandem	
Monthly Rate	\$62.36
Nonrecurring Charge	\$705.32
b. GETS Reports	
GETS AMA Data Report and the GETS Operational Measurements (OMS) Report	
Service Preparation Charge, per initial request, for the development of the GETS AMA Data Report and the GETS OMS Report: included with HPC Service Preparation Charge	
Office Activation Charge for the GETS AMA Data Report and the GETS OMS Report:	
- Per end office or access tandem activated	\$205.62
Report Modification Charge for changes requested to the GETS AMA Data Report or the GETS OMS Report.	
- Per programmer labor hour	\$100.00
Report Distribution Charge for the production and distribution of the GETS AMA Data Report and the GETS OMS Report.	
- Per end office or access tandem, per month	\$8.09

**XXI. RATES AND CHARGES** (Continued)

<b>8. Special Facilities Routing Access Service</b>  The following rates and charges are in addition to all other rates and charges that may be applicable for other services that may be furnished under the provisions of this tariff to operate in conjunction with this service.			
a. Special Routing Access Service Area Plan-Setup and Removal, Per End Office or Tandem Office Switching System. <sup>48 49</sup>			
Recurring Charges		ICB	
Nonrecurring Charges		ICB	
b. Special Routing Access Service Trunk Group Setup and Removal, Per End Office Switching System, Per Occurrence <sup>50 51</sup>			
Recurring Charges		ICB	
Nonrecurring Charges		ICB	
c. Activation or Deactivation of Special Routing Access Service, Per End Office or Tandem Office Switching System, Per Occurrence			
Recurring Charges		ICB	
Nonrecurring Charges		ICB	
d. Special Routing Access Service Trunk Usage, When Activated, Per Trunk, Per Initial Activation Hour			
Recurring Charges		ICB <sup>52</sup>	
Nonrecurring Charges		ICB	
e. Special Routing Access Service Trunk Usage, When Activated, Per Trunk, Per Subsequent 1/2 Hour			
Recurring Charges		ICB <sup>50</sup>	
Nonrecurring Charges		ICB	

<sup>48</sup> The service setups will only be activated in offices that are specifically negotiated by the customer with the Telephone Company and are mutually agreeable between both parties.

<sup>49</sup> End Offices will be updated for activation and/or deactivation annually.

<sup>50</sup> The service setups will only be activated in offices that are specifically negotiated by the customer with the Telephone Company and are mutually agreeable between both parties.

<sup>51</sup> End Offices will be updated for activation and/or deactivation annually.

<sup>52</sup> This rate is in addition to Trunk Side premium Access Service rates which may apply on an ongoing basis whether SRAS is activated or not.

**XXI. RATES AND CHARGES** (Continued)

<p>f. Special Routing Access Service Maintenance and Administration. Per End Office or Tandem Office Switching System, Per Month</p> <p>Recurring Charges ICB</p> <p>Nonrecurring Charges ICB</p>	
<p>9. <i>Expanded Interconnection Services</i></p> <p>a. Nonrecurring Charges</p> <p>(1) Processing Fee</p> <p>Initial, per order, per wire center \$2,440.00</p> <p>Subsequent, per order, per wire center \$2,440.00</p> <p>Augmentation, per order, per wire center \$2,440.00</p>	
<p>(2) Engineering Fee</p> <p>-Physical Caged EIS</p> <p>-per order, per wire center \$6,240.00</p> <p>-Physical Cageless EIS</p> <p>-per order, per wire center \$6,240.00</p> <p>-Virtual EIS</p> <p>-per order, per wire center \$6,240.00</p>	
<p>(3) Cable Pull Charge</p> <p>-per cable, per 100 feet \$904.87</p>	
<p>(4) Office Arrangement</p> <p>-cable pull is also available</p> <p>(a) Caged Arrangement</p> <p>-per order, per wire center \$4,608.61</p> <p>(b) Cageless Arrangement,</p> <p>Company installation \$1,520.00</p> <p>-Per each standard bay</p> <p>-Per each standard bay with Relay Rack \$5,320.00</p> <p>(c) Cageless Arrangement,</p> <p>Customer Installation</p> <p>-Per each cabinetized bay;</p> <p>Customer supplies cabinet. \$1,520.00</p>	

**XXI. RATES AND CHARGES** (Continued)

(5) Building Modification Charge -This will be determined on a time and material basis from the applicable Interstate Special Construction Tariff	ICB
(6) Installation Charge -per OC1 or 90 Mb, per base module -per OC3, per base module -per DS1 card -per DS3 card	\$1,567.30 \$2,153.42 \$222.77 \$321.78
(7) AC Power Equipment X-per 20 Amps, per wire center	\$1,475.00
(8) Cross Connect (see also Recurring Charges) -per DS0 -per DS1 -per DS3	\$413.57 \$352.85 \$1,249.98
(9) DC Power -per 40 Amps	\$3,527.04
b. Monthly Recurring Charges  (1) Floor Space -cageless, per one standard bay (10 sq. ft maximum) -cageless, per one cabinetized bay (18 sq. ft. maximum) -cageless, per additional sq. ft. -all other applications, per sq. ft.	\$109.00 \$178.00 \$8.58 \$8.58
(2) DC Power -per 40 Amps	\$487.49

**XXI. RATES AND CHARGES** (Continued)

<p>(3) Cross Connect (see also Nonrecurring Charges)</p> <p>-per DS0 \$1.25</p> <p>-per DS1 \$3.90</p> <p>-per DS3 \$48.00</p> <p>Multiplexing DS3-DS1 *</p>	
<p>(4) Maintenance</p> <p>-per relay rack \$44.00</p>	
<p>(5) AC Power Charge</p> <p>-Per 20 Amps \$274.49</p>	
<p>c. Additional Labor Rates</p> <p>Technician rates are the same as found in Section XXI.A.7. and repeated here.</p> <p>(1) During normal business hours, all Labor beyond normal assistance is charged at the hourly rate</p> <p>- per technician, per hour, or portion thereof \$47.00</p>	
<p>(2) All service provided after normal business hours</p> <p>- Charge for the first 4 hours, or portion thereof \$284.00</p> <p>- Charge for additional hours, or portion thereof \$71.00</p>	
<p>(3) Training Charge</p> <p>- per hour or portion thereof \$47.00</p>	
<p>10. <i>Individual Case Basis Filings</i></p> <p>(Reserved for Future Use)</p>	

## XXI. RATES AND CHARGES

### B. Rate Group #2

For a list of Carriers included in Rate Group 2, refer to Section I., Sheet 2.

#### 1. *Carrier Common Line*

Regulations concerning Carrier Common Line Access Service are set forth in Section 3 preceding.

##### Premium Access

Originating 8YY, per Access Minute	\$0.007969165	(R)
Originating Non-8YY, per Access Minute	\$0.01593833	(T)
Terminating, per Access Minute	\$0.00000000	

##### Non Premium Access

Originating 8YY, per Access Minute	\$0.003586125	(T)
Originating Non-8YY, per Access Minute	\$0.00717225	(T)
Terminating, per Access Minute	\$0.00000000	

Continued on next page...

TRANSMITTAL NO. 12



## XXI. RATES AND CHARGES

Continued from previous page...		
<u>Primary Interexchange Carrier Charge (PICC)</u>	Monthly Rate	
Residence		
Primary <sup>53</sup> , per individual line or trunk	\$0.00	
Non-Primary <sup>51</sup> , per individual line or trunk	\$0.00	
Business (Non-Centrex)		
Single Line Business, per line or trunk	\$0.00	
Multi-Line Business		
- per individual line or trunk	\$4.31	
Centrex		
- per Centrex line		
- 9 or more lines	\$0.48	
- 8 or more lines	\$0.54	
- 7 or more lines	\$0.62	
- 6 or more lines	\$0.72	
- 5 or more lines	\$0.86	
- 4 or more lines	\$1.08	
- 3 or more lines	\$1.44	
- 2 or more lines	\$2.16	
ISDN		
ISDN-BRI, per facility	\$0.00	
ISDN-PRI, per facility	\$21.55	
<u>Universal Service Fund (USF) Recovery Charge</u>	Surcharge Percentage	
Surcharge applied end user revenue	<u>28.9%</u>	(D)

<sup>53</sup> Includes Centrex CO and CO-Like Dormitory Service

## XXI. RATES AND CHARGES

<b>2. End User Access Service</b>	
Regulations concerning End User Common Line (EUCL) are set forth in Section V. preceding.	
a.	
<u>End User Common Line (EUCL)</u>	<u>Rate Per Month</u>
<u>End User Common Line (EUCL) - Business</u>	
Multi-Line, including pay telephone, Centrex CO and CO-Like Service, per each individual line or trunk	\$9.20
Single-Line, each individual line or trunk	\$6.50
<u>End User Common Line (EUCL) - Residence</u>	
Primary Residence <sup>54</sup> , per each individual line or trunk	\$6.50
Non-Primary Residence <sup>52</sup> , per each individual line or trunk	\$7.00
<u>End User Common Line (EUCL) – ISDN</u>	
Basic Rate Interface-ISDN, per facility	\$7.00
Primary Rate Interface ISDN, per facility	\$46.00
b. <u>ISDN Line Port Charge, per facility</u>	
-ISDN-BRI	\$7.86
-ISDN-PRI	\$74.67

<sup>54</sup> Includes Centrex CO and CO-Like Dormitory Service.

## XXI. RATES AND CHARGES

c. <u>Access Recovery Charge</u>		
The rates for the ARC, where applicable, are provided below.		
	<u>General Rate</u> <u>Per Month</u>	
Residence, Non-Primary Residence, and ISDN BRI, all jurisdictions		
-Individual Line or trunk, each	\$0.88	(l)
Single Line Business		
-Individual Line or trunk, each	\$1.38	(l)
Multi-Line Business, ISDN PRI, Centrex		
-Per individual line or trunk	\$2.59	(l)
The following exchanges by company have exemptions from or exceptions to the general rate for Residence, Non-Primary Residence, and ISDN BRI ARC:		
Ziply Fiber of Oregon		
	<u>Rate</u> <u>Per Month</u>	
Exchange		
AZALEA, OR	\$0.00	
CANYONVILLE, OR	\$0.00	
CAVE JUNCTION, OR	\$0.56	
DAYS CREEK, OR	\$0.00	
GLENDALE, OR	\$0.00	
MYRTLE CREEK, OR	\$0.00	
O'BRIEN, OR	\$0.00	
RIDDLE, OR	\$0.00	
SELMA, OR	\$0.00	
WOLF CREEK, OR	\$0.00	
All Other Exchanges	General rate	
- all exchanges exempt		
The following exchanges by company have exemptions from or exceptions to the general rate for Residence, Non-Primary Residence, and ISDN BRI ARC:		
N/A		

TRANSMITTAL NO. 12

**XXI. RATES AND CHARGES** (Continued)

d. Local Number Portability (LNP) Charges						
Regulations concerning Local Number Portability Charges are set forth in Section X. preceding.						
(1) LNP Access Query Charge						
Rate per call per n-1 carrier query only for LNP capable switches					\$0.002	
(2) LNP Service Surcharge and Exchanges						
<u>Host</u>	<u>Remotes</u>	<u>Surcharge Effective Dates</u>	<u>Service Surcharge, per Month</u>	<u>PBX, per trunk, per month</u>	<u>ISDN PRI, per arrangement, per month</u>	
Cave Junction, OR	O'Brien Selma	4/29/05 – 4/28/10	\$0.34	\$3.06	\$1.70	
Canyonville, OR	Days Creek	11/10/06 – 11/9/11	\$0.34	\$3.06	\$1.70	
Riddle, OR		11/10/06 – 11/9/11	\$0.34	\$3.06	\$1.70	
Myrtle Creek, OR		11/10/06 – 11/9/11	\$0.34	\$3.06	\$1.70	

**XXI. RATES AND CHARGES** (Continued)

3. <i>Access Ordering</i> <sup>55</sup>	
<u>Service Date Change Charge</u>	<u>Nonrecurring Charge</u>
- Per Ordre	\$50.00
<u>Design Change Charge</u>	
- Per Ordre	\$31.76
<u>Cancellation Charge</u>	
- Per Ordre	\$402.75
<u>Expedited Order Charge</u>	
- Per Ordre, per date expedited	\$300.00

---

<sup>55</sup> Pursuant to FCC 17-43, released April 28, 2017, Frontier has detariffed 1.) TDM channel terminations for wire centers in competitive counties; and 2.) packet-based services. Terms and Conditions for detariffed services can be found in the Interstate Service Guide and Pricelist.

## XXI. RATES AND CHARGES

<b>4. Switched Access Service</b>		
Regulations concerning Switched Access are set forth in Section VII. preceding.		
<u>Local Switching</u>		
Originating 8YY Premium, per Access Minute	\$0.001823450	(R)
Originating Non-8YY Premium, per Access Minute	\$0.00364690	(T)
Terminating Premium, per Access Minute	\$0.00000000	®
Originating Non Premium, per Access Minute	\$0.000820555	
Originating Non-8YY Non Premium, per Access Minute	\$0.00164111	(T)
Terminating Non Premium, per Access Minute	\$0.00000000	
Per Installation	\$0.00	
Per Order	\$130.26	
Switched 56 Kbps		
Originating 8YY, Per Access Minute	\$0.00182345	(R)
Originating Non-8YY, Per Access Minute	\$0.00364690	(T)
Terminating, Per Access Minute	\$0.00000000	
Shared Trunk Port Charge		
Originating 8YY, Per Tandem Switched Access Minute	\$0.000520365	(R)
Originating Non-8YY, Per Tandem Switched Access Minute	\$0.00104073	(T)
Terminating, Per Tandem Switched Access Minute	\$0.00000000	
<u>Information Surcharge</u>		
Premium 8YY, per Access Minute	\$0.000000	(T)
Non Premium 8YY, per Access Minute	\$0.000000	(T)
Premium Non-8YY, per Access Minute	\$0.000000	(T)
Non Premium Non-8YY, per Access Minute	\$0.000000	(T)
<u>Dedicated Trunk Port Charge</u>		
-Voice Grade / DS0, Originating, per month	\$10.00	
-Voice Grade / DS0, Terminating, per month	\$0.00	
-DS1, Originating, per month	\$150.00	
-DS1, Terminating, per month	\$0.00	
-DS3, Originating, per month	\$5,000.00	
-DS3, Terminating, per month	\$0.00	

TRANSMITTAL NO. 12

**XXI. RATES AND CHARGES** (Continued)

<u>Carrier Identification Parameter</u>	
CIP, per trunk Group	
- per month	\$50.00
- nonrecurring charge	\$65.00
<u>Operator Services</u>	
Operator Transfer Service	
- per call transferred	\$0.200000
Busy Line Verify	
- per call	None
Interrupt	
- per call	None
Operator Assistance	
- per call	None
<u>Entrance Facility</u>	
Service Order Charge	
- per entrance facility order	\$130.26
Entrance Facility Recurring Charges	
- 2-Wire Voice Grade, monthly charge	\$55.93
- 4-Wire Voice Grade, monthly charge	\$75.00
- DS1, monthly charge	\$175.00
- DS3, monthly charge	\$1,400.00
Service Installation Charge	
- per voice grade entrance facility installed	\$488.00
- per DS1 entrance facility installed	\$600.00
- per DS3 entrance facility installed	\$3,410.00
Continued on next page...	

## XXI. RATES AND CHARGES

Continued from previous page...		
<u>Dedicated Transport</u>		
Dedicated Transport Termination Monthly Charges, per termination		
- Voice Grade, all other carriers	\$33.70	
- DS1, all other carriers	\$143.08	
- DS3	\$900.00	
Dedicated Transport Facility Monthly Charges, per mile		
- Voice Grade, all other carriers	\$0.29	
- DS1, all other carriers	\$7.00	
- DS3	\$129.00	
Dedicated Transport Nonrecurring Charges per Service Order		
- 2-Wire voice grade	\$130.26	
- 4-Wire voice grade	\$130.26	
- DS1	\$130.26	
- DS3	\$415.00	
- Per 24 Trunks Activated or Fraction Thereof on a Per Order basis	\$50.91	
Tandem Switched Transport Facility		
- Originating Non-8YY, Per Access Min., per Mile	\$0.00005000	(T)
- Terminating- End Office, Per Access Min., per Mile	\$0.00000000	
- Terminating -3rd Party, Per Access Min., per Mile	\$0.00005000	
Tandem Switched Transport Termination		
- Originating Non-8YY Per Access Minute, per Termination	\$0.00010000	(T)
- Terminating - End Office, Per Access Min, per Term	\$0.00000000	
- Terminating-3rd Party, Per Access Min, per Term	\$0.00010000	
Tandem Switching		
- Originating Non-8YY, Per Access Minute	\$0.00017103	(T)
- Terminating – End Office, Per Access Minute	\$0.00000000	
- Terminating-3rd Party, Per Access Minute	\$0.00017103	
8YY Joint Tandem Switched Transport		
- Originating, per Access Minute	\$0.00100000	(N)
Continued on next page...		



## XXI. RATES AND CHARGES

Continued from previous page...			
<u>Transitional Interconnection Charge</u>			
Per Access Minute			
For Company Provided Transport (Terminating Only)			
-	Premium	\$0.00000000	
-	Nonpremium	\$0.00000000	
For Non-Company Provided Transport			(T)
-	Premium – 8YY and Non-8YY	\$0.00000000	(T)
-	Nonpremium – 8YY and Non-8YY	\$0.00000000	
<u>Shared Multiplexing</u>			(T)
-	Originating Non-8YY, Per Access Minute	\$0.00005000	
-	Terminating – End Office, Per Access Minute	\$0.00000000	
-	Terminating-3rd Party, Per Access Minute	\$0.00005000	
<u>Access Tandem Trunk Port Charge</u>			
(on Serving Wire Center side of Access Tandem)			
-	Voice Grade / DS0, per month	\$10.00	
-	DS1, per month	\$150.00	
-	DS3, per month	\$5,000.00	
	DS1 to DS3 to		
<u>Multiplexing</u>			
-	DS1 to Voice, per month	\$263.00	
-	DS1 to Voice, installation charge	\$417.00	
-	DS3 to DS1, per month	\$1,406.16	
-	DS3 to DS1, installation charge	\$1,297.00	
Continued on next page...			

TRANSMITTAL NO. 6

## XXI. RATES AND CHARGES

<u>Common Channel Signaling/SS7 Network Connection</u>	
<u>Signaling Network Access Link</u>	
Signaling Mileage Facility, - per mile per month	\$2.17
Signaling Mileage Termination, - per termination per month	\$32.67
Signaling Entrance Facility - per Facility, per month	\$107.80
- nonrecurring charge	\$347.02

**XXI. RATES AND CHARGES** (Continued)

Continued from previous page...				
<u>STP Port</u>				
-	Per Port, per month		\$720.00	
<u>800/888 Data Base Service</u>				
-	Basic Query Charge, per query		\$0.002224	(R)
<u>Miscellaneous Switched Access Rates and Charges</u>				
<u>Network Blocking Charge, per Call</u> (FGB, FGC, FGD & SAC)				
			\$0.0170	
NXX Translation Nonrecurring Charge				
-	Per Order		\$221.00	
500 NXX Translation Charge, Nonrecurring Charge Per End Office				
			\$221.00	
0 + 900 Service				56
FGA Optional Toll Blocking, per FGA Line				56
FGA Usage Sensitive Service Credit Allowance Credit per Originating FGA Access Minute				
			\$0.000000	
Coin Supervision/Transmission, per payphone, per month				
			\$1.88	
<u>Switched Access Assumed Minutes of Use</u>				
	Originating <u>Only</u>	Terminating <u>Only</u>	<u>Two-Way</u>	
Feature Group A	1510	2685	4195	
Feature Group B	3132	5568	8700	

<sup>56</sup> No demand – rates on request.

## XXI. RATES AND CHARGES

### 5. *Special Access Service*

Regulations concerning Special Access are set forth in Section VIII. preceding.

#### Metallic Service

##### Channel Termination

- per Order	\$130.26
- per Termination, per month	\$150.00
- per Termination, nonrecurring charge	\$1,000.00

#### Voice Grade Service

##### Channel Termination

- per Order	\$130.26
- per Two Wire Termination, per month	\$55.93
- per Two Wire Termination, nonrecurring charge	\$488.00
- per Four Wire Termination, per month	\$69.00
- per Four Wire Termination, nonrecurring charge	\$488.00

#### Program Audio Service

##### Channel Termination

- per Order	\$130.26
- 200 to 3500 Hz, monthly rate	\$35.65
- 100 to 5000 Hz, monthly rate	\$38.69
- 50 to 8000 Hz, monthly rate	\$38.69
- 50 to 15000 Hz, monthly rate	\$38.69
- 200 to 3500 Hz, daily rate	\$3.55
- 100 to 5000 Hz, daily rate	\$3.86
- 50 to 8000 Hz, daily rate	\$3.86
- 50 to 15000 Hz, daily rate	\$3.86
- 200 to 3500 Hz, Nonrecurring Charge	\$741.01
- 100 to 5000 Hz, Nonrecurring Charge	\$741.01
- 50 to 8000 Hz, Nonrecurring Charge	\$741.01
- 50 to 15000 Hz, Nonrecurring Charge	\$741.01

Continued on next page...

## XXI. RATES AND CHARGES (Continued)

Continued from previous page...		
<u>Video Service</u>		
<u>Channel Termination</u>		
-	per Order	\$130.26
-	per Termination, monthly rate	
	TV-1 or 2	<sup>57</sup>
	4TV-5	<sup>57</sup>
	6TV-5	<sup>57</sup>
	TV-15	<sup>57</sup>
-	per Termination, daily rate	
	TV-1 or 2	<sup>58</sup>
	4TV-5	<sup>58</sup>
	6TV-5	<sup>58</sup>
	TV-15	<sup>58</sup>
-	per Termination, Nonrecurring Charge	
	TV-1 or 2	<sup>57</sup>
	4TV-5	<sup>57</sup>
	6TV-5	<sup>57</sup>
	TV-15	<sup>57</sup>
<u>Digital Data Service</u>		
<u>Channel Termination</u>		
-	per Order	\$130.26
-	per Termination, monthly rate	
	2.4 kbps	\$70.75
	4.8 kbps	\$70.75
	9.6 kbps	\$70.75
	19.2 kbps	\$70.75
	56.0 kbps	\$70.75
	64.0 kbps	\$70.75
Continued on next page...		

<sup>57</sup> No demand – rates available on request.

<sup>58</sup> Daily rates will be topped and maximum rates derived as set forth in Section VIII. preceding.

**XXI. RATES AND CHARGES** (Continued)

Continued from previous page...		
- per Termination, Nonrecurring Charge		
2.4 kbps		\$519.21
2.4 kbps		\$519.21
4.8 kbps		\$519.21
9.6 kbps		\$519.21
19.2 kbps		\$519.21
56.0 kbps		\$519.21
64.0 kbps		\$519.21
<u>High Capacity Service</u>		
<u>Channel Termination</u>		
- per Order		
DS-1 - 1.544 Mbps		\$130.59
DS-3 - 44.736 Mbps		\$415.00
- per Termination, monthly rate		
Non-Competitive DS-1 1.544 End User		
Channel Termination		\$174.23
DS-1 IC Channel Termination		\$192.50
Non-Competitive DS-3 - 44.736 Mbps		\$1,400.00
- per Termination, Nonrecurring Charge		
DS-1 - 1.544 Mbps		\$700.00
DS-3 - 44.736 Mbps		\$3,410.00

**XXI. RATES AND CHARGES** (Continued)

<p><b>6. <i>Special Federal Government Access Service Offerings</i></b></p> <p><u>Telecommunications Service Priority (TSP) System</u></p> <p>The following rates and charges are in addition to all other rates and charges that may be applicable for other services that may be furnished under the provisions of this tariff which operate in conjunction with the TSP System.</p> <p>a. Priority Installation (PI) of an Access Service - Invocation Includes System Development, Verification, Confirmation and Preemption.<sup>59</sup></p> <table> <tr> <td>Prime Service Vendor</td> <td></td> </tr> <tr> <td>Recurring Charges</td> <td>ICB</td> </tr> <tr> <td>Nonrecurring Charges</td> <td>ICB</td> </tr> <tr> <td>Subcontractor</td> <td></td> </tr> <tr> <td>Recurring Charges</td> <td>ICB</td> </tr> <tr> <td>Nonrecurring Charges</td> <td>ICB</td> </tr> </table> <p>(1) Expedited (Emergency or Essential)</p> <p>Regulations, rates and charges are the same as those set forth for the Switched or Special Access Service for which PI is required.</p>	Prime Service Vendor		Recurring Charges	ICB	Nonrecurring Charges	ICB	Subcontractor		Recurring Charges	ICB	Nonrecurring Charges	ICB	
Prime Service Vendor													
Recurring Charges	ICB												
Nonrecurring Charges	ICB												
Subcontractor													
Recurring Charges	ICB												
Nonrecurring Charges	ICB												
<p>(2) Utilizing Specially Constructed Facilities</p> <p>Regulations, rates and charges are the same as those set forth in the applicable Interstate Special Construction Tariff for Special Construction of the facilities for Switched Access Service for which PI is required.</p>													
<p>b. Priority Restoration (PR) Level Implementation on an Access Service</p> <p>(1) When level is implemented - includes System Development, Verification and Confirmation<sup>60</sup></p> <table> <tr> <td>Prime Service Vendor</td> <td></td> </tr> <tr> <td>Recurring Charges</td> <td>ICB</td> </tr> <tr> <td>Nonrecurring Charges</td> <td>ICB</td> </tr> <tr> <td>Subcontractor</td> <td></td> </tr> <tr> <td>Recurring Charges</td> <td>ICB</td> </tr> <tr> <td>Nonrecurring Charges</td> <td>ICB</td> </tr> </table>	Prime Service Vendor		Recurring Charges	ICB	Nonrecurring Charges	ICB	Subcontractor		Recurring Charges	ICB	Nonrecurring Charges	ICB	
Prime Service Vendor													
Recurring Charges	ICB												
Nonrecurring Charges	ICB												
Subcontractor													
Recurring Charges	ICB												
Nonrecurring Charges	ICB												

<sup>59</sup> When an Access Service is ordered with both PI and PR, the associated nonrecurring charge for PR applies.

<sup>60</sup> When an Access Service is ordered with both PI and PR, the associated nonrecurring charge for PR applies.

**XXI. RATES AND CHARGES** (Continued)

(2) When the PR level is changed on an associated working Access Service - includes Verification and Confirmation			
Prime Service Vendor			
Recurring Charges		ICB	
Nonrecurring Charges		ICB	
Subcontractor			
Recurring Charges		ICB	
Nonrecurring Charges		ICB	
(3) Administrative and maintenance of PR Service-includes Reconciliation and Redemption			
Prime Service Vendor			
Recurring Charges		ICB	
Nonrecurring Charges		ICB	
Subcontractor			
Recurring Charges		ICB	
Nonrecurring Charges		ICB	



**XXI. RATES AND CHARGES** (Continued)

<b>7. Miscellaneous Services</b>	
<u>Additional Engineering and Additional Labor</u>	
Charges for Additional Engineering per Engineer, 1/2 hour or Fraction thereof	
Basic Time	\$40.00
Overtime	\$60.00
Premium Time <sup>61</sup>	\$80.00
Charges for Additional Labor per Technician, 1/2 hour or Fraction thereof	
Basic Time	\$30.00
Overtime	\$45.00
Premium Time <sup>61</sup>	\$60.00
Charges for Additional Testing per Technician, 1/2 hour or Fraction thereof	
Basic Time	\$30.00
Overtime	\$45.00
Premium Time <sup>61</sup>	\$60.00
Charges for Standby per Technician, 1/2 hour or Fraction thereof	
Basic Time	\$30.00
Overtime	\$45.00
Premium Time <sup>61</sup>	\$60.00
Charges for Programming per Programmer, 1/2 hour or Fraction thereof	
Basic Time	\$30.00
Overtime	\$45.00
Premium Time <sup>61</sup>	\$60.00
<u>NID Replacement</u>	
Nonrecurring Charge per 2 pairs of capacity	\$99.00
Continued on next page...	

<sup>61</sup> Subject to Minimum Charge of Four (4) Hours.

## XXI. RATES AND CHARGES (Continued)

Continued from previous page...		
<u>Additional Testing</u>		
Charges for Additional Testing per Transmission Path, First Point of Switching, per Month		
- Automated Scheduled Testing		
monthly rate		62
Nonrecurring Charge		62
- Additional Cooperative Scheduled Testing		
- Basic Offering		
monthly rate		62
Nonrecurring Charge		62
- Gain Slope		
monthly rate		62
Nonrecurring Charge		62
- Additional Manual Scheduled Testing		
- Basic Offering		
monthly rate		62
Nonrecurring Charge		62
- Gain Slope		
monthly rate		62
Nonrecurring Charge		62
<u>Controller Agreement</u>		
Per Arrangement		
monthly rate		62
Nonrecurring Charge		62
Continued on next page...		

<sup>62</sup> No demand – rates available on request.

**XXI. RATES AND CHARGES** (Continued)

Continued from previous page...	
<u>Equal Access Charges</u>	
Nonrecurring Charges per Telephone Exchange Service Line Trunk, Public/Semipublic Pay Telephone	
- Presubscription Change Charge	
Manual (InterLATA change only)	\$5.50
Electronic (InterLATA change only)	\$1.25
Manual (Simultaneous InterLATA and IntraLATA change)	\$2.75
Electronic (Simultaneous InterLATA and IntraLATA change)	\$0.63
- Unauthorized PIC Change Charge	\$100.00
- IC CIC Consolation Charge	\$1.30
- Paper or fax LOA processing Per telephone number	\$0.75
<u>Special Access Surcharge</u> monthly rate	\$25.00
<u>Billing Name and Address Service (BNA)</u>	
- Billing Name and Address per Order	\$28.00
- Billing Name and Address Found/Each	\$0.40
- Billing Name and Address Not Found/Each	\$0.40
<u>Blocking</u> 900 Blocking Service	
- Residence	
Add call blocking, each line	\$5.00
Remove call blocking, each line	\$5.00
- Business	
Add call blocking, each line	\$15.00
Remove call blocking, each line	\$15.00
International Blocking Service	\$19.95
Continued on next page...	

## XXI. RATES AND CHARGES (Continued)

Continued from previous page...	
<u>End User/Agents List</u>	
- Agent List, Nonrecurring Charge per State, per Order	\$50.00
- Agent List, Initial per Customer Account <sup>63</sup>	\$0.03
- Agent List, Allocation, per Listing <sup>64</sup>	\$0.03
- Snapshot List, NRC per State, per Order	\$75.00
- Snapshot List, per Listing <sup>65</sup>	\$0.05
<u>Telecommunications Service Priority</u>	
- Establishment of TSP System Nonrecurring Service Charge	\$14.50
- Restoration Priority, monthly rate	\$4.90
<u>End User Validation List</u>	
Standard Sort. Per Record Provided	\$0.034
Administrative Fee--Paper Report, Electronic Transmission or Magnetic Tape, Per Request	\$78.00
Special Sort, Per Record Provided	\$0.054
<u>PIC Freeze Verification Report</u>	
Refer to Section XXI.B.7. Snapshot List, NRC and Snapshot List, Per Listing for rates and charges.	
Continued on next page...	

<sup>63</sup> For the purpose of the Initial Lists customer and agent is defined in Section III.F..

<sup>64</sup> For the Purpose of the Allocation list, a listing is defined as an end user or agent record eligible for a Primary Interexchange Carrier Selection.

<sup>65</sup> For the purpose of the Snapshot list, a listing is defined as an end user or agent eligible for a Predesignated Interexchange Carrier Selection.

**XXI. RATES AND CHARGES** (Continued)

Continued from previous page...	
<u>Government Emergency Telecommunications Service (GETS)</u>	
a. GETS High Probability of Completion (HPC)	
Service Preparation Charge -	
- For all issuing carriers	see Section XXI.A.7.
GETS HPC Feature	
- Per GETS equipped end office	
Monthly Rate	\$62.36
Nonrecurring Charge	\$352.66
- Per GETS equipped access tandem	
Monthly Rate	\$62.36
Nonrecurring Charge	\$705.32
b. GETS Reports	
GETS AMA Data Report and the GETS Operational Measurements (OMS) Report	
Service Preparation Charge, per initial request, for the development of the GETS AMA Data Report and the GETS OMS Report: included with HPC Service Preparation Charge	
Office Activation Charge for the GETS AMA Data Report and the GETS OMS Report:	
- Per end office or access tandem activated	\$205.62
Report Modification Charge for changes requested to the GETS AMA Data Report or the GETS OMS Report.	
- Per programmer labor hour	\$100.00
Report Distribution Charge for the production and distribution of the GETS AMA Data Report and the GETS OMS Report.	
- Per end office or access tandem, per month	\$8.09

**XXI. RATES AND CHARGES** (Continued)

<b>8. Special Facilities Routing Access Service</b>  The following rates and charges are in addition to all other rates and charges that may be applicable for other services that may be furnished under the provisions of this tariff to operate in conjunction with this service.			
a. Special Routing Access Service Area Plan-Setup and Removal, Per End Office or Tandem Office Switching System. <sup>66 67</sup> Recurring Charges Nonrecurring Charges		ICB ICB	
b. Special Routing Access Service Trunk Group Setup and Removal, Per End Office Switching System, Per Occurrence <sup>64 65</sup> Recurring Charges Nonrecurring Charges		ICB ICB	
c. Activation or Deactivation of Special Routing Access Service, Per End Office or Tandem Office Switching System, Per Occurrence Recurring Charges Nonrecurring Charges		ICB ICB	
d. Special Routing Access Service Trunk Usage, When Activated, Per Trunk, Per Initial Activation Hour Recurring Charges Nonrecurring Charges		ICB <sup>68</sup> ICB	
e. Special Routing Access Service Trunk Usage, When Activated, Per Trunk, Per Subsequent 1/2 Hour Recurring Charges Nonrecurring Charges		ICB <sup>66</sup> ICB	
f. Special Routing Access Service Maintenance and Administration. Per End Office or Tandem Office Switching System, Per Month Recurring Charges Nonrecurring Charges		ICB <sup>66</sup> ICB	

<sup>66</sup> The service setups will only be activated in offices that are specifically negotiated by the customer with the Telephone Company and are mutually agreeable between both parties.

<sup>67</sup> End Offices will be updated for activation and/or deactivation annually.

<sup>68</sup> This rate is in addition to Trunk Side premium Access Service rates which may apply on an ongoing basis whether SRAS is activated or not

**XXI. RATES AND CHARGES** (Continued)

<b>9. Expanded Interconnection Services</b>	
<b>a. Nonrecurring Charges</b>	
(1) Processing Fee	
Initial, per order, per wire center	\$2,440.00
Subsequent, per order, per wire center	\$2,440.00
Augmentation, per order, per wire center	\$2,440.00
(2) Engineering Fee	
-Physical Caged EIS	
-per order, per wire center	\$6,240.00
-Physical Cageless EIS	
-per order, per wire center	\$6,240.00
-Virtual EIS	
-per order, per wire center	\$6,240.00
(3) Cable Pull Charge	
- per cable, per 100 feet	\$904.80
(4) Office Arrangement	
-cable pull is also available	
(a) Caged Arrangement	
- per order, per wire center	\$4,608.61
(b) Cageless Arrangement, Company installation	
- Per each standard bay	\$1,520.00
- Per each standard bay with Relay Rack	\$5,320.00
(c) Cageless Arrangement, Customer Installation	
- Per each cabinetized bay; Customer supplies cabinet	\$1,520.00

**XXI. RATES AND CHARGES** (Continued)

<p>(5) Building Modification Charge</p> <p>- This will be determined on a time and material basis from the applicable Interstate Special Construction Tariff.</p> <p style="text-align: right;">ICB</p>	
<p>(6) Installation Charge</p> <p>-per OC1 or 90 Mb, per base module \$1,567.30</p> <p>-per OC3, per base module \$2,153.42</p> <p>-per DS1 card \$222.77</p> <p>-per DS3 card \$321.78</p>	
<p>(7) AC Power Equipment</p> <p>-per 20 Amps, per wire center \$1,475.00</p>	
<p>(8) Cross Connect (see also Recurring Charges)</p> <p>-per DS0 \$413.57</p> <p>-per DS1 \$352.85</p> <p>-per DS3 \$1,249.98</p>	
<p>(9) DC Power</p> <p>-per 40 Amps \$3,527.04</p>	
<p>b. Monthly Recurring Charges</p> <p>(1) Floor Space</p> <p>- cageless, per one standard bay (10 sq. ft maximum) \$109.00</p> <p>-cageless, per one cabinetized bay (18 sq. ft. maximum) \$178.00</p> <p>-cageless, per additional sq. ft. \$8.58</p> <p>- all other applications, per sq. ft. \$8.58</p>	
<p>(2) DC Power</p> <p>-per 40 Amps \$487.49</p>	



**XXI. RATES AND CHARGES** (Continued)

<p>(3) Cross Connect (see also Nonrecurring Charges)</p> <p>-per DS0 \$1.25</p> <p>-per DS1 \$1.25</p> <p>-per DS3 \$48.00</p> <p>Multiplexing DS3-DS1 *</p>	
<p>(4) Maintenance</p> <p>-per relay rack \$44.00</p>	
<p>(5) AC Power Charge</p> <p>-per 20 Amps \$274.49</p>	
<p>c. Additional Labor Rates</p> <p>Technician rates are the same as found in Section XXI.A.7. and repeated here.</p> <p>(1) During normal business hours, all Labor beyond normal assistance is charged at the hourly rate</p> <p>- per technician, per hour, or portion thereof \$47.00</p>	
<p>(2) All service provided after normal business hours</p> <p>- Charge for the first 4 hours, or portion thereof \$284.00</p> <p>- Charge for additional hours, or portion thereof \$71.00</p>	
<p>(3) Training Charge</p> <p>-per hour or portion thereof \$47.00</p>	
<p>10. <i>Individual Case Basis Filings</i></p> <p>(Reserved for Future Use)</p>	