

THE CHILLICOTHE TELEPHONE COMPANY  
ACCESS SERVICE

TARIFF F.C.C. NO. 1  
ORIGINAL PAGE 1

REGULATIONS, RATES AND CHARGES

Applying to the provision of Access Services within  
a Local Access and Transport Area (LATA) for  
Connection to Interstate Communications Facilities  
for Interstate Customers within the  
operating territory of

THE CHILLICOTHE TELEPHONE COMPANY

In the State of

Ohio

As provided herein.

Access Services are provided by means of wire, radio or a  
combination thereof.

---

ISSUED: October 3, 1986      EFFECTIVE: January 1, 1987  
Pete Holland - Chief Financial Officer  
The Chillicothe Telephone Company  
P.O. Box 480  
Chillicothe, Ohio 45601-0480

Check Sheet

Original pages 1 to 375 and Supplement Nos. 1 to 11 inclusive of this tariff are effective as of the date shown.  
Original and revised pages as named below contain all changes from the original tariff that are in effect on the date hereof.

| <u>Page</u> | <u>Number of<br/>Revision<br/>Except as<br/>Indicated</u> | <u>Page</u> | <u>Number of<br/>Revision<br/>Except as<br/>Indicated</u> |
|-------------|---|-------------|---|
| TITLE       | ORIGINAL  | 29          | ORIGINAL  |
| 1           | 109th*  | 30          | 1st   |
| 1.1         | 29th  | 31          | 1st   |
| 1.2         | 16th  | 32          | 1st   |
| 1.3         | 20th  | 33          | 2nd   |
| 1.4         | 47th  | 33.1        | ORIGINAL  |
| 1.5         | 78th*   | 34          | 3rd   |
|             |   | 34.1        | 1st   |
| 2           | ORIGINAL  | 35          | 2nd   |
| 3           | 3rd   | 36          | 2nd   |
| 4           | 5th   | 37          | 2nd   |
| 4.1         | 2nd   | 38          | 2nd   |
| 5           | ORIGINAL  | 39          | 3rd   |
| 6           | ORIGINAL  | 39.1        | 1st   |
| 7           | ORIGINAL  | 39.2        | ORIGINAL  |
| 8           | ORIGINAL  | 39.3        | ORIGINAL  |
| 9           | ORIGINAL  | 39.4        | ORIGINAL  |
| 10          | 2nd   | 39.5        | ORIGINAL  |
| 11          | 1st   | 39.6        | ORIGINAL  |
| 12          | 3rd   | 40          | 4th   |
| 13          | 3rd   | 40.1        | 2nd   |
| 14          | ORIGINAL  | 41          | 1st   |
| 15          | 1st   | 42          | ORIGINAL  |
| 16          | ORIGINAL  | 43          | ORIGINAL  |
| 17          | ORIGINAL  | 44          | ORIGINAL  |
| 18          | 1st   | 45          | ORIGINAL  |
| 19          | 1st   | 46          | 1st   |
| 19.1        | ORIGINAL  | 47          | ORIGINAL  |
| 20          | 1st   | 48          | 4th   |
| 21          | 1st   | 49          | 1st   |
| 22          | ORIGINAL  | 50          | 1st   |
| 23          | 1st   | 50.1        | ORIGINAL  |
| 24          | 2nd   | 50.2        | ORIGINAL  |
| 25          | 2nd   | 51          | 1st   |
| 26          | ORIGINAL  | 52          | ORIGINAL  |
| 27          | ORIGINAL  | 53          | ORIGINAL  |
| 28          | 1st   | 54          | 1st   |
|             |   | 55          | ORIGINAL  |

\* New or Revised Page

ISSUED: June 16, 2022

EFFECTIVE: July 1, 2022

Pete Holland - Chief Financial Officer  
The Chillicothe Telephone Company  
P.O. Box 480  
Chillicothe, Ohio 45601-0480

Check Sheet (Cont.)

| <u>Page</u> | <u>Number of<br/>Revision<br/>Except as<br/>Indicated</u> | <u>Page</u> | <u>Number of<br/>Revision<br/>Except as<br/>Indicated</u> |
|-------------|---|-------------|---|
| 56          | 4th   | 88          | ORIGINAL  |
| 57          | 4th   | 89          | 4th   |
| 58          | 6th   | 90          | 4th*  |
|             |   | 90.1        | ORIGINAL*   |
| 59          | 4th   | 91          | ORIGINAL  |
| 60          | 4th   | 92          | ORIGINAL  |
| 61          | 4th   | 93          | ORIGINAL  |
| 62          | 7th*  | 94          | ORIGINAL  |
| 63          | 6th   | 95          | ORIGINAL  |
| 64          | 9th   | 96          | ORIGINAL  |
| 65          | 10th  | 97          | ORIGINAL  |
| 66          | 10th  | 98          | ORIGINAL  |
| 66.1        | 5th   | 99          | ORIGINAL  |
| 66.2        | 4th   | 100         | ORIGINAL  |
| 66.3        | 3rd   | 101         | ORIGINAL  |
| 67          | ORIGINAL  | 102         | 1st   |
| 67.1        | ORIGINAL  | 103         | 1st   |
| 68          | 2nd   | 104         | ORIGINAL  |
| 68.1        | ORIGINAL  | 105         | 2nd   |
| 69          | 2nd   | 106         | 1st   |
| 70          | 2nd   | 107         | 4th   |
| 71          | 1st   | 107.1       | ORIGINAL  |
| 72          | 2nd   | 108         | 3rd   |
| 73          | 2nd   | 109         | 1st   |
| 74          | 1st   | 110         | 2nd   |
| 75          | 2nd   | 110.1       | 4th   |
| 76          | 1st   | 110.2       | 3rd   |
| 76.1        | 3rd*  | 111         | 2nd   |
| 77          | 2nd   | 111.1       | 1st   |
| 78          | 1st   | 111.2       | 2nd   |
| 79          | 1st   | 112         | 2nd   |
| 80          | ORIGINAL  | 113         | 2nd   |
| 81          | ORIGINAL  | 113.1       | 1st   |
| 82          | 3rd*  | 114         | 1st   |
| 83          | 2nd   | 115         | 5th   |
| 83.1        | ORIGINAL  | 115.1       | 1st   |
| 84          | 3rd   | 115.2       | 1st   |
| 85          | 4th   | 116         | 3rd   |
| 86          | 3rd   | 117         | 1st   |
| 87          | 1st   | 118         | 1st   |
|             |   | 119         | 6th   |
|             |   | 119.1       | 2nd   |

\* New or Revised Page

ISSUED: June 16, 2021

EFFECTIVE: July 1, 2021

Pete Holland - Chief Financial Officer  
The Chillicothe Telephone Company  
P.O. Box 480  
Chillicothe, Ohio

Check Sheet (Cont.)

| <u>Page</u> | <u>Number of<br/>Revision<br/>Except as<br/>Indicated</u> | <u>Page</u> | <u>Number of<br/>Revision<br/>Except as<br/>Indicated</u> |
|-------------|---|-------------|---|
| 120         | 4th   | 153         | 9th*  |
| 121         | 4th   | 154         | 5th*  |
| 122         | 6th   | 154.1       | ORIGINAL  |
| 123         | 2nd   | 155         | 2nd   |
| 124         | 3rd   | 156         | 7th*  |
| 124.1       | 2nd   | 156.1       | ORIGINAL  |
| 125         | 4th   | 157         | 4th*  |
| 126         | 5th   | 158         | 2nd*  |
| 127         | 1st   | 159         | 1st   |
| 128         | ORIGINAL  | 160         | 2nd   |
| 129         | ORIGINAL  | 161         | 3rd   |
| 130         | ORIGINAL  | 162         | 1st   |
| 131         | ORIGINAL  | 163         | 1st   |
| 132         | ORIGINAL  | 164         | ORIGINAL  |
| 133         | ORIGINAL  | 165         | 1st   |
| 134         | ORIGINAL  | 165.1       | ORIGINAL  |
| 135         | ORIGINAL  | 166         | ORIGINAL  |
| 136         | ORIGINAL  | 167         | ORIGINAL  |
| 137         | ORIGINAL  | 168         | 1st   |
| 138         | 3rd   | 169         | ORIGINAL  |
| 139         | 2nd   | 170         | 1st   |
| 140         | 1st   | 171         | 2nd   |
| 141         | 3rd   | 172         | 1st   |
| 142         | 2nd   | 172.1       | ORIGINAL  |
| 143         | 3rd   | 173         | 1st   |
| 144         | 2nd   | 174         | 4th*  |
| 145         | 2nd*  | 175         | ORIGINAL  |
| 146         | 3rd   | 176         | ORIGINAL  |
| 146.1       | 1st   | 177         | 2nd   |
| 146.2       | 3rd*  | 178         | 1st   |
| 146.3       | 3rd*  | 179         | ORIGINAL  |
| 146.4       | 3rd*  | 180         | 3rd   |
| 146.5       | 2 <sup>nd</sup>   | 181         | ORIGINAL  |
| 146.6       | ORIGINAL  | 182         | 3rd   |
| 147         | 3rd   | 183         | 2nd   |
| 148         | 4th   | 184         | 2nd   |
| 149         | ORIGINAL  |             |   |
| 150         | 1st   |             |   |
| 151         | ORIGINAL  |             |   |
| 152         | 5th   |             |   |

\* New or Revised Page

ISSUED: June 16, 2021

EFFECTIVE: July 1, 2021

Pete Holland - Chief Financial Officer  
The Chillicothe Telephone Company  
P.O. Box 480  
Chillicothe, Ohio 45601-0480

THE CHILLICOTHE TELEPHONE COMPANY  
ACCESS SERVICE

TARIFF F.C.C. NO. 1  
TWENTIETH REVISED PAGE 1.3  
CANCELS NINETEENTH REVISED PAGE 1.3

Check Sheet (Cont.)

| <u>Page</u> | <u>Number of<br/>Revision<br/>Except as<br/>Indicated</u> | <u>Page</u> | <u>Number of<br/>Revision<br/>Except as<br/>Indicated</u> |
|-------------|---|-------------|---|
| 185         | 3rd   | 216         | ORIGINAL  |
| 186         | 4th*  | 217         | ORIGINAL  |
| 187         | 2nd   | 218         | 1st   |
| 188         | 3rd   | 218.1       | ORIGINAL  |
| 188.1       | ORIGINAL  | 219         | 1st   |
| 189         | 4th   | 220         | 6th   |
| 189.1       | 1st   | 220.1       | 3rd   |
| 190         | 2nd   | 220.2       | 2nd   |
| 190.1       | ORIGINAL  | 221         | 4th   |
| 190.2       | ORIGINAL  | 221.1       | ORIGINAL  |
| 190.3       | ORIGINAL  | 222         | 3rd   |
| 190.4       | ORIGINAL  | 223         | 3rd*  |
| 190.5       | 1st   | 224         | 4th*  |
| 190.6       | ORIGINAL  | 225         | ORIGINAL  |
| 191         | 4th   | 226         | ORIGINAL  |
| 192         | 3rd   | 227         | ORIGINAL  |
| 193         | 4th   | 228         | ORIGINAL  |
| 194         | 3rd   | 229         | 2nd   |
| 195         | 4th   | 230         | 3rd   |
| 196         | 3rd   | 231         | 2nd   |
| 197         | 3rd   | 232         | 1st   |
| 198         | 3rd   | 233         | 1st   |
| 199         | 4th   | 234         | 1st   |
| 200         | 3rd   | 235         | 1st   |
| 201         | 3rd   | 236         | 1st   |
| 202         | 3rd   | 237         | 3rd   |
| 203         | 4th   | 238         | 6th   |
| 204         | 3rd   | 239         | 8th   |
| 205         | 3rd   | 240         | 3rd   |
| 206         | 3rd   | 241         | 2nd   |
| 207         | 3rd   | 242         | ORIGINAL  |
| 208         | 4th   | 243         | 2nd   |
| 208.1       | ORIGINAL  | 244         | ORIGINAL  |
| 209         | 2nd   | 245         | ORIGINAL  |
| 210         | 2nd   | 246         | ORIGINAL  |
| 211         | ORIGINAL  | 247         | 1st   |
| 212         | ORIGINAL  | 247.1       | ORIGINAL  |
| 213         | 2nd   |             |   |
| 214         | 2nd   |             |   |
| 215         | ORIGINAL  |             |   |

\* New or Revised Page

ISSUED: June 16, 2021

EFFECTIVE: July 1, 2021

Pete Holland - Chief Financial Officer  
The Chillicothe Telephone Company  
P.O. Box 480  
Chillicothe, Ohio 45601-0480

Check Sheet (Cont.)

| <u>Page</u> | <u>Number of<br/>Revision<br/>Except as<br/>Indicated</u> | <u>Page</u> | <u>Number of<br/>Revision<br/>Except as<br/>Indicated</u> |
|-------------|---|-------------|---|
| 249         | 1st   | 284         | 3rd   |
| 250         | 1st   | 285         | 2nd   |
| 251         | 2nd   | 286         | 4th   |
| 252         | 3rd   | 286.1       | ORIGINAL  |
| 253         | 3rd   | 287         | 3rd   |
| 254         | 2nd   | 288         | 2nd   |
| 255         | ORIGINAL  | 288.1       | ORIGINAL  |
| 256         | ORIGINAL  | 289         | 4th   |
|             |   | 289.1       | 1st   |
| 257         | 2nd   | 290         | 1st   |
| 258         | ORIGINAL  | 291         | 1st   |
| 259         | 34th  | 292         | 3rd   |
| 259.1       | 20th  | 293         | 1st   |
| 260         | 3rd   | 294         | 1st   |
| 260.1       | 1st   | 296         | 1st   |
| 261         | 18th  | 295         | ORIGINAL  |
| 262         | 32nd  | 296         | 1st   |
| 263         | 1st   | 297         | ORIGINAL  |
| 264         | 3rd   | 298         | 1st   |
| 264.1       | 1st   | 299         | ORIGINAL  |
| 265         | 2nd   | 300         | ORIGINAL  |
| 266         | 1st   | 301         | ORIGINAL  |
| 267         | 2nd   | 302         | 1st   |
| 268         | 2nd   | 303         | ORIGINAL  |
| 269         | 30th  | 304         | ORIGINAL  |
| 270         | ORIGINAL  | 305         | 1st   |
| 271         | ORIGINAL  | 306         | 1st   |
| 272         | ORIGINAL  | 306.1       | 2nd*  |
| 273         | ORIGINAL  | 306.2       | 2nd*  |
| 274         | ORIGINAL  | 306.3       | 1st*  |
| 275         | ORIGINAL  | 306.4       | 1st*  |
| 276         | ORIGINAL  | 306.5       | 1st*  |
| 277         | ORIGINAL  | 306.6       | 1st*  |
| 278         | ORIGINAL  | 307         | ORIGINAL  |
| 279         | ORIGINAL  | 308         | ORIGINAL  |
| 280         | 2nd   | 309         | ORIGINAL  |
| 281         | 2nd   | 310         | ORIGINAL  |
| 282         | 5th   | 311         | ORIGINAL  |
| 283         | ORIGINAL  | 312         | 4th   |
|             |   | 313         | 4th   |

\* New or Revised Page

ISSUED: October 26, 2012

EFFECTIVE: November 10, 2012

Pete Holland - Chief Financial Officer  
The Chillicothe Telephone Company  
P.O. Box 480  
Chillicothe, Ohio 45601-0480

Check Sheet (Cont.)

| <u>Page</u> | <u>Number of<br/>Revision<br/>Except as<br/>Indicated</u> | <u>Page</u> | <u>Number of<br/>Revision<br/>Except as<br/>Indicated</u> |
|-------------|---|-------------|---|
| 314         | ORIGINAL  | 349         | ORIGINAL  |
| 315         | 1st   | 350         | ORIGINAL  |
| 316         | ORIGINAL  | 351         | 7th   |
| 317         | ORIGINAL  | 352         | 7th   |
| 318         | ORIGINAL  | 353         | 7th   |
| 319         | ORIGINAL  | 353.1       | 5th   |
| 320         | ORIGINAL  | 353.2       | 4th   |
| 321         | ORIGINAL  | 353.3       | 6th   |
| 322         | 33rd  | 354         | 1st   |
| 323         | 30th  | 355         | 1st   |
| 324         | 1st   | 356         | 6th   |
| 325         | 1st   | 357         | ORIGINAL  |
| 326         | ORIGINAL  | 358         | ORIGINAL  |
| 327         | 17th  | 359         | 3rd   |
| 328         | 15th  | 360         | 2nd   |
| 329         | ORIGINAL  | 361         | ORIGINAL  |
| 330         | 1st   | 362         | ORIGINAL  |
| 331         | 33rd  | 363         | 10th*   |
| 332         | 30th  | 363.1       | 1st   |
| 333         | ORIGINAL  | 364         | ORIGINAL  |
| 334         | ORIGINAL  | 365         | 20th*   |
| 335         | 2nd   | 366         | 1st   |
| 336         | 1st   | 367         | 23rd*   |
| 336.1       | 2nd   | 368         | ORIGINAL  |
| 337         | 32nd  | 369         | ORIGINAL  |
| 338         | 6th   | 370         | 23rd*   |
| 339         | 4th   | 371         | 24th*   |
| 340         | 2nd   | 372         | 1st   |
| 341         | 2nd   | 372.1       | 1st   |
| 342         | 2nd   | 373         | ORIGINAL  |
| 343         | ORIGINAL  | 374         | 12th  |
| 344         | ORIGINAL  | 375         | 2nd   |
| 345         | ORIGINAL  |             |   |
| 346         | ORIGINAL  |             |   |
| 347         | ORIGINAL  |             |   |
| 348         | ORIGINAL  |             |   |

\* New or Revised Page

ISSUED: June 16, 2022

EFFECTIVE: July 1, 2022

Pete Holland - Chief Financial Officer  
The Chillicothe Telephone Company  
P.O. Box 480  
Chillicothe, Ohio 45601-0480

THE CHILLICOTHE TELEPHONE COMPANY  
ACCESS SERVICE

SUPPLEMENT NO. 11 to  
TARIFF F.C.C. NO. 1

Effective April 30, 2010, the effective date of the tariff revisions contained in the following tariff pages originally filed under Transmittal No. 95 is deferred until May 10, 2010.

Pages Deferred

Eighty-Fourth Revised Page 1  
Twenty-Seventh Revised Page 1.1  
Fourteenth Revised Page 1.2  
Eighteenth Revised Page 1.3  
Forty-Sixth Revised Page 1.4  
Fifty-Sixth Revised Page 1.5  
Sixth Revised Page 63  
Tenth Revised Page 65  
Tenth Revised Page 66  
Fifth Revised Page 66.1  
First Revised Page 145  
Third Revised Page 146  
Second Revised Page 146.2  
Second Revised Page 146.3  
Second Revised Page 146.4  
Second Revised Page 146.5  
Original Page 146.6  
First Revised Page 189.1  
Second Revised Page 213  
Second Revised Page 223  
Third Revised Page 252  
Third Revised Page 253  
Second Revised Page 257  
Fifth Revised Page 356  
Sixth Revised Page 363  
Ninth Revised Page 365  
Fifth Revised Page 374

---

Issued: April 27, 2010

Pete M. Holland, Vice President - Finance  
The Chillicothe Telephone Company  
P.O. Box 480  
Chillicothe, Ohio 45601-0480



THE CHILLICOTHE TELEPHONE COMPANY  
ACCESS SERVICE

SUPPLEMENT NO. 12 to  
TARIFF F.C.C. NO. 1

Effective July 3, 2012, the effective date of the tariff revisions contained in the following tariff pages originally filed under Transmittal No. 103 is advanced to July 2, 2012, and then suspended and deferred until July 3, 2012.

Pages Deferred

Seventh Revised Page 374

---

Issued: July 3, 2012

Pete M. Holland, Vice President - Finance  
The Chillicothe Telephone Company  
P.O. Box 480  
Chillicothe, Ohio 45601-0480

Table of Contents

|  | <u>Page</u> |
|--|-------------|
| Concurring Carriers . . . . .                            | 5           |
| Connecting Carriers . . . . .                            | 5           |
| Other Participating Carriers . . . . .                   | 5           |
| Requested Service Marks and Trademarks . . . . .         | 5           |
| Tariff Information and Use . . . . .                     | 6           |
| Explanation of Symbols . . . . .                         | 11          |
| Explanation of Abbreviations . . . . .                   | 11          |
| Reference to Other Tariffs . . . . .                     | 12          |
| Reference to Technical Publications . . . . .            | 13          |
| 1. <u>APPLICATION OF TARIFF</u> . . . . .                | 15          |
| 2. <u>GENERAL REGULATIONS</u> . . . . .                  | 16          |
| 2.1 Undertaking of the Telephone Company . . . . .       | 16          |
| 2.2 Use . . . . .  | 26          |
| 2.3 Obligations of the Customer . . . . .                | 28          |
| 2.4 Payment Arrangements and Credit Allowances . . . . . | 41          |
| 2.5 Connections . . . . .                                | 66          |
| 2.6 Definitions . . . . .                                | 67          |
| 3. <u>CARRIER COMMON LINE ACCESS SERVICE</u>             |             |
| 3.1 General Description . . . . .                        | 102         |
| 3.2 Regulations, Rates and Charges . . . . .             | 102         |

Table of Contents (Cont.)

|   | <u>Page</u> |
|---|-------------|
| 4. <u>END USER ACCESS SERVICE</u>   |             |
| 4.1 General Description . . . . .   | 103         |
| 4.2 Regulations, Rates and Charges . . . . .  | 103         |
| 5. <u>ORDERING OPTIONS FOR SWITCHED AND SPECIAL<br/>ACCESS SERVICE</u>                                    |             |
| 5.1 General . . . . .   | 104         |
| 5.2 Access Order . . . . .  | 106         |
| 6. <u>SWITCHED ACCESS SERVICE</u>   |             |
| 6.1 General . . . . .   | 138         |
| 6.2 Provision and Description of Switched<br>Access Service Feature Groups . . . . .                      | 160         |
| 6.3 Common Switching, Transport Termination<br>and Interim 800 Translation Optional<br>Features . . . . . | 190         |
| 6.4 Transmission Specifications . . . . .   | 210         |
| 6.5 Obligations of the Telephone Company . . . . .  | 211         |
| 6.6 Obligations of the Customer . . . . .   | 217         |
| 6.7 Rate Regulations . . . . .  | 219         |
| 7. <u>SPECIAL ACCESS SERVICE</u>  |             |
| 7.1 General . . . . .   | 280         |
| 7.2 Rate Regulations . . . . .  | 291         |
| 7.3 Surcharge for Special Access Service . . . . .  | 307         |
| 7.4 Message Station Equipment Recovery Charge . . . . .   | 312         |
| 7.5 Voice Grade Service . . . . .   | 313         |
| 7.6 Program Audio Service . . . . .   | 325         |
| 7.7 Digital Data Service . . . . .  | 329         |
| 7.8 High Capacity Service . . . . .   | 333         |

Issued under authority of Special Permission No. 06-0113 to withdraw the tariff materials filed under Transmittal No. 86 and reinstate the tariff materials that were currently effective.

Table of Contents (Cont.)

|   | <u>Page</u> |            |
|---|-------------|------------|
| 8. <u>ADVANCED COMMUNICATIONS NETWORKS</u>  |             | (T)        |
| 8.1 Asymmetrical Digital Subscriber Line . . . . .                                      | 351         | (T)<br>(D) |
| 9. <u>SPECIAL FACILITIES ROUTING OF ACCESS SERVICES</u>                                 |             |            |
| 9.1 General Description . . . . .   | 354         |            |
| 9.2 Regulations, Rates and Charges . . . . .  | 354         |            |
| 10. <u>SPECIALIZED SERVICE OR ARRANGEMENTS</u>  |             |            |
| 10.1 General Description . . . . .  | 355         |            |
| 10.2 Regulations, Rates and Charges . . . . .   | 355         |            |
| 11. <u>ADDITIONAL ENGINEERING, ADDITIONAL LABOR, AND<br/>    MISCELLANEOUS SERVICES</u> |             |            |
| 11.1 General Description . . . . .  | 356         |            |
| 11.2 Regulations, Rates and Charges . . . . .   | 356         |            |
| 12. <u>EXCEPTIONS TO ACCESS SERVICE OFFERINGS</u>                                       |             |            |
| 12.1 General Description . . . . .  | 357         |            |
| 12.2 Reserved for future use . . . . .  | 357         |            |
| 12.3 Reserved for future use . . . . .  | 357         |            |
| 12.4 Reserved for future use . . . . .  | 357         |            |
| 12.5 Reserved for future use . . . . .  | 357         |            |
| 12.6 Reserved for future use . . . . .  | 358         |            |
| 13. <u>INTERFACE GROUPS, TRANSMISSION SPECIFICATIONS<br/>    AND CHANNEL INTERFACES</u> |             | (T)<br>(T) |
| 13.1 General Description . . . . .  | 359         |            |
| 13.2 Regulations . . . . .  | 359         |            |

Table of Contents (Cont.)

|   | <u>Page</u> |     |
|---|-------------|-----|
| 14. <u>RESERVED FOR FUTURE USE</u> . . . . .    | 360         | (T) |
| 15. <u>RESERVED FOR FUTURE USE</u> . . . . .    | 361         | (T) |
| 16. <u>RESERVED FOR FUTURE USE</u> . . . . .    | 362         | (T) |
| 17. <u>RATES AND CHARGES</u>                    |             |     |
| 17.1 Switched Access Services . . . . .         | 363         |     |
| 17.2 Special Access Services . . . . .          | 366         |     |
| 17.3 Other Services . . . . .                   | 373         |     |
| 17.4 Advanced Communications Networks . . . . . | 375         |     |

THE CHILLICOTHE TELEPHONE COMPANY  
ACCESS SERVICE

TARIFF F.C.C. NO. 1  
ORIGINAL PAGE 5

CONCURRING CARRIERS

None

CONNECTING CARRIERS

None

OTHER PARTICIPATING CARRIERS

None

REGISTERED SERVICE MARKS AND TRADEMARKS

None

---

ISSUED: October 3, 1986      EFFECTIVE: January 1, 1987  
Pete Holland - Chief Financial Officer  
The Chillicothe Telephone Company  
P.O. Box 480  
Chillicothe, Ohio 45601-0480

TARIFF INFORMATION AND USE

GENERAL

- This tariff contains rates and regulations applicable to Access Services.

Tariff Page Format

- Page Numbering. Page numbers are located in the upper right corner of each tariff page. Pages are numbered sequentially. When a new page must be added between existing pages, a decimal and number is added to the previous page number, to sequentially number the new page. For example a new page between existing pages 20 and 21 would be numbered 20.1. A new page added between pages 18.1 and 18.2 would be numbered 18.1.1.
- Page Revision Numbering. Page Revision Numbers are located in the upper right-hand corner of each tariff page. This number is the most recent page revision on file with the FCC. Due to Notice Periods, and changed Effective Dates, the most recent page on file with the FCC may not be in effect. Consult the Effective Date on a specific page and Tariff Supplements to determine if that page is in effect (see Tariff Supplements following).
- Issue Date. The Issue Date in the lower left corner of each tariff page is the date that page was filed with the FCC.
- Effective Date. The Effective Date in the lower right-hand corner is the date the page is scheduled to go into effect (at 12:01 a.m. on that date). This date may be changed by either reissuing the page, or by issuing a tariff supplement to change the effective date without reissuing the page. A Tariff Supplement is usually used when many tariff pages are involved to avoid the necessity to reprint and reissue many pages solely to change the effective date.

---

ISSUED: October 3, 1986                      EFFECTIVE: January 1, 1987  
Pete Holland - Chief Financial Officer  
The Chillicothe Telephone Company  
P.O. Box 480  
Chillicothe, Ohio 45601-0480

TARIFF INFORMATION AND USE (Cont.)

GENERAL (Cont.)

Tariff Section Numbering

- An alphanumeric numbering plan is used to number tariff regulations and rates. Each level is subordinate to and dependent on its next higher level. An example of the numbering sequence follows:

6.  
6.2  
6.2.1  
6.2.1(B)  
6.2.1(B)(2)  
6.2.1(B)(2)(a)

Tariff Revision Coding

- Revisions to this tariff are coded through the use of symbols. These symbols appear in the right margin of the page. The symbols and their meanings are:

N - to signify new rate or regulation.  
R - to signify reduction to a rate or charge.  
I - to signify increase to a rate or charge.  
D - to signify discontinued rate or regulation.  
C - to signify changed regulation.  
T - to signify a change in text but no change in rate  
or regulation.  
S - to signify matter reissued without change.  
M - to signify matter relocated without change.  
Z - to signify a correction.

- Other marginal codes are used to direct the reader to a footnote for specific information. Codes used for this purpose are lower case letters of the alphabet, e.g., x, y, and z. These codes may appear beside the page revision number or in the right margin opposite specific text.



TARIFF INFORMATION AND USE (Cont.)

TARIFF STRUCTURE AND ORGANIZATION

Tariff Supplements

- A Supplement may be filed with the FCC to change the effective date of tariff pages or tariff material without reissuing or refiling the affected tariff pages.
- A Supplement will briefly describe the action taken (e.g., suspension, deferral, effective date change, etc.) as well as indicate what tariff material, sections or pages are affected.
- The Supplements in effect are listed by number on the first Check Sheet, in the text at the top of that Check Sheet. When a Supplement is no longer needed, it will be deleted from the Check Sheet.
- It is recommended that Supplements be placed in the front of the tariff, preceding the Title Page.

Title Pages (Pages 1 through 66)

- Title Page 1 provides information regarding the FCC number of the tariff, the class of service provided the geographical application of the tariff, and the type of facilities used to provide service. This page also provides information related to the origination of the tariff.
- Title Pages 2 through 66 list, in alphabetical order, Issuing Carriers. Issuing Carriers are these exchange telephone companies who authority to provide and bill for Access Services is this tariff. In the case of this tariff, the carriers listed are those who participate in all Exchange Carrier Association Tariff Pools and who have not filed their own tariffs for any element of Access Service.

---

ISSUED: October 3, 1986                      EFFECTIVE: January 1, 1987  
Pete Holland - Chief Financial Officer  
The Chillicothe Telephone Company  
P.O. Box 480  
Chillicothe, Ohio 45601-0480

TARIFF INFORMATION AND USE (Cont.)

TARIFF STRUCTURE AND ORGANIZATION (Cont.)

Check Sheets (Pages 1 through 1.7)

- When new or revised tariff pages are filed with the FCC, revised and updated Check Sheets are also filed with the FCC.
- The Check Sheets list all pages in the tariff as well as the most recent revision number of each page. When pages are changed, or added, the Check Sheets are changed to reflect the change or addition. An asterisk (\*) is placed next to revised or added pages to highlight the pages changed.
- The Check Sheets list the most recent page revision filed with the FCC. It does not indicate that the latest revision is effective. The effective date on the page itself and Tariff Supplements must be examined to determine page effectiveness.

Table of Contents (Pages 2 through 15)

- The Table of Contents lists the Sections and Paragraphs of the Tariff and provides a page number at which that Section or paragraph begins.

Symbols and Abbreviations (Pages 17 through 18)

- A listing and explanation of tariff coding symbols and abbreviations used in the tariff is provided.

Technical Publications (Pages 19 through 19.2)

- The status and availability of technical publications required for the provision of Access Service is provided.

TARIFF INFORMATION AND USE (Cont.)

TARIFF STRUCTURE AND ORGANIZATION (Cont.)

Section 1 - Application of Tariff

- States the application and scope of the Access Service tariff.

Section 2 - General Regulations

- States the general regulations that apply to the access services offered by this tariff.

Section 3 - Carrier Common Line Access Service and Section 4 - End User Access Service

- States the specific rates and regulations for Carrier Common Line and End User Access Service, respectively.

Section 5 - Ordering Options

- States the rates and regulations for the Ordering Options available for the ordering of switched and special access services.

Section 6 through 11

- States the specific rates and regulations for the following Access Services:

6 - Switched Access Service

7 - Special Access Service

8 - Advanced Communications Networks

(T

)

9 - Special Facilities Routing of Access Services

10 - Specialized Service or Arrangement

11 - Additional Engineering, Additional Labor and  
Miscellaneous Services

Section 12 and 13

- States exceptions, and technical specifications and service parameters, respectively.

Section 14 through 16

(N)

Reserved for future use.

Section 17

- Rates and charges for all tariff sections.

(N)

ISSUED: May 17, 2004

EFFECTIVE: June 1, 2004

Pete Holland - Chief Financial Officer

The Chillicothe Telephone Company

P.O. Box 480

Chillicothe, Ohio 45601-0480

EXPLANATION OF SYMBOLS

|     |  |
|-----|--|
| (C) | - To signify changed regulation                                      |
| (D) | - To signify discontinued rate or regulation                         |
| (I) | - To signify increase  |
| (M) | - To signify matter relocated without change                         |
| (N) | - To signify new rate or regulation                                  |
| (R) | - To signify reduction   |
| (S) | - To signify reissued matter   |
| (T) | - To signify a change in text but no change in<br>rate or regulation |
| (Z) | - To signify a correction  |

EXPLANATION OF ABBREVIATIONS

|        |  |     |
|--------|--|-----|
| ac     | - alternating current                            |     |
| AML    | - Actual Measured Loss                           |     |
| ANI    | - Automatic Number Identification                |     |
| AP     | - Program Audio                                  |     |
| AT&T   | - American Telephone and Telegraph Company       |     |
| CIC    | - Carrier Identification Code                    | (N) |
| CN     | - Charge Number                                  | (N) |
| CNCC   | - Customer Network Control Center                |     |
| COCTX  | - Central Office Centrex                         |     |
| Cont.  | - Continued                                      |     |
| CPN    | - Calling Party Number                           | (N) |
| CSACC  | - Customer Service Administration Control Center |     |
| Ctx    | - Centrex  |     |
| DA     | - Digital Data Access                            |     |
| db     | - decibel  |     |
| dBrnC0 | - Decibel Reference Noise C- Message Weighted 0  |     |
| dc     | - direct current                                 |     |
| EML    | - Expected Measured Loss                         |     |
| ESS    | - Electric Switching System                      |     |
| ESSX   | - ElectroOnic Switching System Exchange          |     |
| F      | - frequency                                      |     |
| FCC    | - Federal Communications Commission              |     |
| FX     | - Foreign Exchange                               |     |
| HC     | - High Capacity                                  |     |
| Hz     | - Hertz  |     |
| IC     | - Interexchange Carrier                          |     |
| ICB    | - Individual Case Basis                          |     |
| IP     | - Internet Protocol Signaling                    | (N) |
| kbps   | - kilobits per second                            |     |
| kHz    | - kilohertz                                      |     |

EXPLANATION OF ABBREVIATIONS (Cont.)

|       |   |     |
|-------|---|-----|
| LATA  | - Local Access and Transport Area                     |     |
| LDMTS | - Long Distance Message Telecommunications Service(s) |     |
| Ma    | - mill amperes  |     |
| Mbps  | - Megabits per second                                 |     |
| MF    | - Multi-Frequency Signaling                           | (N) |
| MHz   | - Megahertz   |     |
| MOU   | - Minutes of Use                                      |     |
| MRC   | - Monthly Recurring Charge                            |     |
| NB    | - Narrowband  |     |
| NPA   | - Numbering Plan Area                                 |     |
| NRC   | - Nonrecurring Charge                                 |     |
| NTS   | - Non-Traffic Sensitive                               |     |
| NXX   | - Three Digit Central Office Code                     |     |
| PBX   | - Private Branch Exchange                             |     |
| PCM   | - Pulse Code Modulation                               |     |
| PLR   | - Private Line Ringdown                               |     |
| POT   | - Point of Termination                                |     |
| PSTN  | - Public Switched Telephone Network                   | (N) |
| rms   | - root-mean-square                                    |     |
| SSN   | - Switched Service Network                            |     |
| SWC   | - Serving Wire Center                                 |     |
| TDM   | - Time Division Multiplexing                          | (N) |
| TES   | - Telephone Exchange Service(s)                       |     |
| TLP   | - Transmission Level Point                            |     |
| TSPS  | - Traffic Service Position System                     |     |
| TV    | - Television  |     |
| USOC  | - Uniform Service Order Code                          |     |
| VG    | - Voice Grade   |     |
| V & H | - Vertical & Horizontal                               |     |
| WATS  | - Wide Area Telecommunications Service(s)             |     |

REFERENCE TO OTHER TARIFFS

Whenever reference is made in this Tariff to other tariffs of the Telephone Company, the reference is to the tariffs in force as of the effective date of this Tariff, and to amendments thereto and successive issues thereof.

THE CHILLICOTHE TELEPHONE COMPANY  
ACCESS SERVICE

TARIFF F.C.C. NO. 1  
THIRD REVISED PAGE 13  
CANCELS SECOND PAGE 13

REFERENCE TO TECHNICAL PUBLICATIONS

The following technical publications are referenced in this tariff and may be obtained from Literary Data Center, Inc., G.P.O. Box C-9014, Brooklyn, New York, New York 11202:

Multiple Exchange Carrier Access Billing Guidelines (MECAB)  
Issued: August 14, 1987  
Available: August 14, 1987

Multiple Exchange Carrier Ordering and Design Guidelines (MECOD)  
Issued: February 1986  
Available: April 3, 1986

Compatibility Bulletin 106, Issue 2  
Issued: December 1981  
Available: March 11, 1982

Technical Reference:

PUB 41451\*  
Issued: January 1983  
Available: May 17, 1983

PUB 60101  
Issued: December 1982  
Available: January 17, 1983

PUB 62411  
Issued: August 1983  
Available: August 23, 1983

PUB 62310  
Issued: September 1983  
Available: September 16, 1983

PUB 41004  
Issued: October 1973  
Available: October 1973

PUB 62411  
Issued: September 1983  
Available: October 1983

Issued under authority of Special Permission No. 06-0113 to withdraw the tariff materials filed under Transmittal No. 86 and reinstate the tariff materials that were currently effective.

---

ISSUED: March 23, 2006      EFFECTIVE: March 23, 2006  
Pete Holland - Chief Financial Officer  
The Chillicothe Telephone Company  
P.O. Box 480  
Chillicothe, Ohio 45601-0480

REFERENCE TO TECHNICAL PUBLICATIONS (Cont.)

PUB 62500  
Issued: December 1983  
Available: March 15, 1984

PUB 62501  
Issued: December 1983  
Available: March 15, 1984

PUB 62502  
Issued: December 1983  
Available: January 1984

PUB 62503  
Issued: December 1983  
Available: March 15, 1984

PUB 62504  
Issued: December 1983  
Available: March 15, 1984

PUB 62505  
Issued: December 1983  
Available: January 1984

PUB 62506  
Issued: December 1983  
Available: January 1984

PUB 62507  
Issued: December 1983  
Available: March 15, 1984

PUB 62508  
Issued: December 1983  
Available: January 1984

---

ISSUED: October 3, 1986                      EFFECTIVE: January 1, 1987  
Pete Holland - Chief Financial Officer  
The Chillicothe Telephone Company  
P.O. Box 480  
Chillicothe, Ohio 45601-0480

SECTION 1. APPLICATION OF TARIFF

- 1.1 This tariff contains regulations, rates and charges applicable to the provision of Carrier Common Line, End User Access, Switched Access Services, Special Access Services, and other miscellaneous services, hereinafter referred to collectively as service(s), provided by The Chillicothe Telephone Company, hereinafter refer to as the telephone Company, to customers.

Pursuant to the Commission's Rules at Section 69.4(c), 69.5(d), 69.104(1), 69.116, 69.117, 69.603(c), and 69.603(d), regulations concerning administration and billing of Lifeline Assistance and Universal Service Fund, rates and charges for these carrier's carrier elements are contained in Section 8 of the National Exchange Carrier Association, Inc., Tariff F.C.C. No. 5. The National Exchange Carrier Association, Inc., will bill and collect all Lifeline Assistance and Universal Service Fund charges on behalf of the Telephone Company.

- 1.2 The provision of such services by the Telephone Company as set forth in this tariff does not constitute a joint undertaking with the customer for the furnishing of any service.

---

ISSUED: June 30, 1989                      EFFECTIVE: August 13, 1989  
Pete Holland - Chief Financial Officer  
The Chillicothe Telephone Company  
P.O. Box 480  
Chillicothe, Ohio 45601-0480



SECTION 2. GENERAL REGULATIONS

2.1 Undertaking of the Telephone Company

(M)

2.1.1 Scope

- (A) The Telephone Company does not undertake to transmit messages under this tariff.
- (B) The Telephone Company shall be responsible only for the installation, operation and maintenance of the services which it provides.
- (C) The Telephone Company will, for maintenance purposes, test its services only to the extent necessary to detect and/or clear troubles.
- (D) Services are provided 24 hours daily, seven days per week, except as set forth in other applicable sections of this tariff.
- (E) The Telephone Company does not warrant that its facilities and services meet standards other than those set forth in this tariff.

2.1.2 Limitations

- (A) The customer may not assign or transfer the use of services provided under this tariff; however, where there is no interruption of use or relocation of the services, such assignment or transfer may be made to:
  - (1) another customer, whether an individual, partnership, association, or corporation, provided the assignee or transferee assumes all outstanding indebtedness for such services, and

(M)

Certain regulations on this page formerly appeared on page 21 of the EXCHANGE CARRIER ASSOCIATION TARIFF F.C.C. NO. 1.

---

ISSUED: October 3, 1986                      EFFECTIVE: January 1, 1987  
Pete Holland - Chief Financial Officer  
The Chillicothe Telephone Company  
P.O. Box 480  
Chillicothe, Ohio 45601-0480

SECTION 2.        GENERAL REGULATIONS (Cont.)

2.1        Undertaking of the Telephone Company (Cont.)

(M)

2.1.2        Limitations (Cont.)

the unexpired portion of the minimum period and the termination liability applicable to such services, if any; or

- (2) a court appointed receiver, trustee or other person acting pursuant to law in bankruptcy, receivership, reorganization, insolvency, liquidation or other similar proceedings, provided the assignee or transferee assumes the unexpired portion of the minimum period and the termination liability applicable to such services, if any.

In all cases of assignment or transfer, the written acknowledgment of the Telephone Company is required prior to such assignment or transfer which acknowledgment shall be made within 15 days from the receipt of notification. All regulations and conditions contained in this tariff shall apply to such assignee or transferee.

The assignment or transfer of services does not relieve or discharge the assignor or transferor from remaining jointly or severally liable with the assignee or transferee for any obligations existing at the time of the assignment or transfer.

- (B) The use and restoration of services shall be in accordance with Part 64, Subpart D, Appendix A, of the Federal Communications

(M)

Certain regulations on this page formerly appeared on pages 21 and 22 of the EXCHANGE CARRIER ASSOCIATION TARIFF F.C.C. NO. 1.

---

ISSUED: October 3, 1986        EFFECTIVE: January 1, 1987  
Pete Holland - Chief Financial Officer  
The Chillicothe Telephone Company  
P.O. Box 480  
Chillicothe, Ohio 45601-0480

### 2.1.2 Limitations (Cont.)

(C) \*

(C) \*

(C) \*

(A) The Telephone Company's liability, if any, for its willful misconduct is not limited by this Tariff. With respect to any other

ISSUED: April 21, 1987 EFFECTIVE: May 6, 1987  
Pete Holland - Chief Financial Officer  
The Chillicothe Telephone Company  
P.O. Box 480  
Chillicothe, Ohio 45601-0480

### 2.1.3 Liability (Cont.)

(D) The Telephone Company shall be indemnified, defended and held harmless by the end user against any claim, loss or damage arising from the end user's use of services offered under this Tariff, involving:

$$\begin{array}{cc} (C) & * \\ | & | \\ (C) & * \end{array}$$

ISSUED: April 21, 1987 EFFECTIVE: May 6, 1987  
Pete Holland - Chief Financial Officer  
The Chillicothe Telephone Company  
P.O. Box 480  
Chillicothe, Ohio 45601-0480

SECTION 2.        GENERAL REGULATIONS (Cont.)

(N)

2.1        Undertaking of the Telephone Company (Cont.)

(N)

2.1.3       Liability (Cont.)

(N)

(C) \*

(1)       Claims for libel, slander, invasion of  
         privacy, or infringement of copyright arising  
         from the end user's own communications;

(2)       Claims for patent infringement arising from  
         the end user's acts combining or using the  
         service furnished by the Telephone Company  
         in connection with facilities or equipment  
         furnished by the end users or IC or;

(3)       All other claims arising out of any act or  
         omission of the end user in the course of  
         using services provided pursuant to this  
         Tariff.

(C) \*

(E)       The Telephone Company shall be indemnified,  
         defended and held harmless by the IC against  
         any claim, loss or damage arising from the IC's  
         use of services offered under this Tariff  
         involving;

(C) \*

(1)       Claims for libel, slander, invasion of  
         privacy, or infringement of copyright  
         arising from the IC's own communications;

(2)       Claims for patent infringement arising from  
         the IC's acts combining or using the service  
         furnished by the Telephone Company in  
         connection with facilities or equipment  
         furnished by the end user or IC or;

(3)       All other claims arising out of any act or  
         omission of the IC in the course of using  
         services provided pursuant to this Tariff.

(C) \*

\*       Issued on not less than 15 days notice under authority of  
         Special Permission Number 87-274 of the Federal  
         Communications Commission.

ISSUED:   April 21, 1987

EFFECTIVE:   May 6, 1987

Pete Holland - Chief Financial Officer

The Chillicothe Telephone Company

P.O. Box 480

Chillicothe, Ohio 45601-0480

SECTION 2.        GENERAL REGULATIONS    (Cont.)

## 2.1 Undertaking of the Telephone Company (Cont.)

### 2.1.3 Liability (Cont.)

- (F) The Telephone Company does not guarantee or make any warranty with respect to its services when used in an explosive atmosphere. The Telephone Company shall be indemnified, defended and held harmless by the customer from any and all claims by any person relating to such customer's use of services so provided. (T) \*
- (G) No license under patents (other than the limited license to use) is granted by the Telephone Company or shall be implied or arise by estoppels, with respect to any service offered under this Tariff. The Telephone Company will defend the customer against claims of patent infringement arising solely from the use by the customer of services (T) \*

\* Issued on not less than 15 days notice under authority of Special Permission Number 87-274 of the Federal Communications Commission.

SECTION 2.        GENERAL REGULATIONS (Cont.)

2.1        Undertaking of the Telephone Company (Cont.)

2.1.3        Liability (Cont.)

offered under this Tariff and will indemnify such customer for any damages awarded based solely on such claims.

(H)        The Telephone Company's failure to provide or maintain services under this Tariff shall be excused by labor difficulties, governmental orders, civil commotions, criminal actions taken against the Telephone Company, acts of God and other circumstances beyond the Telephone Company's reasonable control, subject to the Credit Allowance for a Service Interruption as set forth in 2.4.4 following.

(T) \*

2.1.4        Provision of Services

The Telephone Company, to the extent that such services are or can be made available with reasonable effort, and after provision has been made for the Telephone Company's telephone exchange services, will provide to the customer upon reasonable notice services offered in other applicable sections of this Tariff at rates and charges specified therein.

2.1.5        Installation and Termination of Services

The services provided under this Tariff (A) will include any entrance cable or drop wiring and wire or intrabuilding network cable to that point where provision is made for termination of the Telephone Company's outside distribution network facilities at a suitable location inside a

\*        Issued on not less than 15 days notice under authority of Special Permission Number 87-274 of the Federal Communications Commission.

ISSUED: April 21, 1987

EFFECTIVE: May 6, 1987

Pete Holland - Chief Financial Officer  
The Chillicothe Telephone Company  
P.O. Box 480  
Chillicothe, Ohio 45601-0480

SECTION 2.        GENERAL REGULATIONS (Cont.)

2.1        Undertaking of the Telephone Company (Cont.)

(M)

2.1.5        Installation and Termination of Services (Cont.)

customer-designated premises and (B) will be installed by the Telephone Company to such Point of Termination. Moves of the Point of Termination at the customer's premises will be as set forth in 6.7.7 and 7.2.4 following.

2.1.6        Maintenance of Services

The services provided under this tariff shall be maintained by the Telephone Company. The customer or others may not rearrange, move, disconnect, remove or attempt to repair any facilities provided by the Telephone Company, other than by connection or disconnection to any interface means used, except with the written consent of the Telephone Company.

2.1.7        Changes and Substitutions

Except as provided for equipment and systems subject to FCC Part 68 Regulations at 47 C.F.R. Section 68.110(b), the Telephone Company may, where such action is reasonably required in the operation of its business, (A) substitute, change, or rearrange any facilities used in providing service under this tariff, (B) change minimum protection criteria, (C) change operating or maintenance characteristics of facilities or (D) change operation or procedures of the Telephone Company. In case of any such substitution, change or rearrangement, the transmission parameters will be within the range as set forth in 6. and 7. following. The Telephone Company shall not be responsible if any such substitution, change or rearrangement renders any customer furnished

(M)

(D)

(M)

(M)

Certain regulations on this page formerly appeared on pages 25 and 26 of the EXCHANGE CARRIER ASSOCIATION TARIFF F.C.C. NO. 1.

---

ISSUED: October 3, 1986                      EFFECTIVE: January 1, 1987  
Pete Holland - Chief Financial Officer  
The Chillicothe Telephone Company  
P.O. Box 480  
Chillicothe, Ohio 45601-0480



SECTION 2.        GENERAL REGULATIONS (Cont.)

2.1        Undertaking of the Telephone Company (Cont.)

2.1.7        Changes and Substitutions (Cont.)

services obsolete or requires modification or alteration thereof or otherwise affects their use or performance. If such substitution, change or rearrangement materially affects the operating characteristics of the facility, the Telephone Company will provide reasonable written modification to the customer. Reasonable time will be allowed for any redesign and implementation required by the change in operating characteristics. The Telephone Company will work cooperatively with the customer to determine notification requirements.

2.1.8        Discontinuance and Refusal of Services

- (A) Unless the provisions of 2.2.1(B), or 2.5 following apply, if a customer fails to comply with 2.1.6 preceding or 2.2.2. 2.3.1, 2.3.5, 2.3.6, 2.3.11(C)(4) or 2.4 following, including any payments to be made by it on the dates and times herein specified, the Telephone Company may, on thirty (30) days' written notice by Certified U.S. Mail to the person designated by that customer to receive such notices of noncompliance, refuse additional applications for service and/or refuse to complete any pending orders for service by the non-complying customer at any time thereafter.

(N)

If the Telephone Company does not refuse additional applications for service on the date specified in the thirty (30) days' notice, and the customer's noncompliance continues, nothing contained herein shall preclude the Telephone Company's right to refuse additional

### 2.1.8 Discontinuance and Refusal of Services (Cont.)

(C) If the National Exchange Carrier Association, Inc., notifies the Telephone Company that the Customer has failed to comply with Section 8 of the National Exchange Carrier Association, Inc., Tariff F.C.C. No. 5 (Lifeline Assistance and Universal Service Fund charges) including any Customer's failure to make payments on the

$$\begin{array}{cc} (N) & * \\ | & | \\ (N) & * \end{array}$$

\* Issued on not less than 15 days notice under authority of Special Permission Number 89-540 of the Federal Communications Commission.

$$\begin{array}{cc} (N) & * \\ | & | \\ (N) & * \end{array}$$

ISSUED: July 17, 1989 EFFECTIVE: August 1, 1989  
Pete Holland - Chief Financial Officer  
The Chillicothe Telephone Company  
P.O. Box 480  
Chillicothe, Ohio 45601-0480

SECTION 2. GENERAL REGULATIONS (Cont.)

2.1 Undertaking of the Telephone Company (Cont.)

(M)

2.1.11 Provision and Ownership of Telephone Numbers

The Telephone Company reserves the reasonable right to assign, designate or change telephone numbers, any other call number designations associated with Access Services, or the Telephone Company serving central office prefixes associated with such numbers, when necessary in the conduct of its business. Should it become necessary to make a change in such number(s), the Telephone Company will furnish to the customer six (6) months' notice, by Certified U.S. Mail, effective date and an explanation of the reason(s) for such change(s).

2.2 Use

2.2.1 Interference or Impairment

- (A) The characteristics and methods of operation of any circuits, facilities or equipment provided by other than the Telephone Company and associated with the facilities utilized to provide services under this tariff shall not interfere with or impair service over any facilities of the Telephone Company, its affiliated companies, or its connecting and concurring carriers involved in its services, cause damage to their plant, impair the privacy of any communications carried over their facilities or create hazards to the employees of any of them or the public.

(M)

Certain regulations on this page formerly appeared on pages 28, and 29 of the EXCHANGE CARRIER ASSOCIATION TARIFF F.C.C. NO. 1.

---

ISSUED: October 3, 1986                      EFFECTIVE: January 1, 1987  
Pete Holland - Chief Financial Officer  
The Chillicothe Telephone Company  
P.O. Box 480  
Chillicothe, Ohio 45601-0480

SECTION 2.        GENERAL REGULATIONS (Cont.)

2.2        Use (Cont.)

(M)

2.2.1        Interference or Impairment (Cont.)

- (B)    Except as provided for equipment or systems subject to the FCC Part 68 Rules in 47 C.F.R. Section 68.108, if such characteristics or methods of operation are not in accordance with (A) preceding, the Telephone Company will, where practicable, notify the customer that temporary discontinuance of the use of a service may be required; however, where prior notice is not practicable, nothing contained herein shall be deemed to preclude the Telephone Company's right to temporarily discontinue forthwith the use of a service if such action is reasonable under the circumstances. In case of such temporary discontinuance, the customer will be promptly notified and afforded the opportunity to correct the condition which gave rise to the temporary discontinuance. During such period of temporary discontinuance, credit allowance for service interruptions as set forth in 2.4.4 following is not applicable.

2.2.2        Unlawful and Abusive Use

- (A)    The service provided under this tariff shall not be used for an unlawful purpose or used in an abusive manner.

Abusive use includes:

- (1)    The use of the service of the Telephone Company for a call or calls, anonymous or otherwise, in a manner reasonably expected to frighten, abuse, torment, or harass another;

(M)

Certain regulations on this page formerly appeared on page 30 of the EXCHANGE CARRIER ASSOCIATION TARIFF F.C.C. NO. 1.

---

ISSUED: October 3, 1986                      EFFECTIVE: January 1, 1987  
Pete Holland - Chief Financial Officer  
The Chillicothe Telephone Company  
P.O. Box 480  
Chillicothe, Ohio 45601-0480

SECTION 2.        GENERAL REGULATIONS (Cont.)

2.2        Use (Cont.)

2.2.2        Unlawful and Abusive Use (Cont.)

- (2)        The use of the service in such a manner as to interfere unreasonably with the use of the service by one or more other customers.
- (B)        The Telephone Company may, upon written request from a customer, or another exchange carrier, terminate service to any subscriber or customer identified as having utilized service provided under this tariff in the completion of abusive or unlawful telephone calls. Service shall be terminated by the Telephone Company as provided for in its general and/or local exchange service tariffs.
- (C)        In such instances when termination occurs, as in (B) preceding, the Telephone Company shall be indemnified, defended and held harmless by any customer or Exchange Carrier requesting termination of service against any claim, loss or damage arising from the Telephone Company's actions in terminating such service, unless caused by the Telephone Company's negligence.

2.3        Obligations of the Customer

2.3.1        Damages

The customer shall reimburse the Telephone Company for damages to Telephone Company facilities used to provide services under this tariff caused by the negligence or willful act of the customer or resulting from the customer's improper use of the Telephone Company facilities, or due to malfunction of any facilities or equipment provided by other than the Telephone Company for or under the direction of the customer. Nothing in the foregoing provision shall be interpreted to hold one customer liable for

(T) \*

\*        Issued on not less than 15 days notice under authority of Special Permission Number 87-274 of the Federal Communications Commission.

ISSUED: April 21, 1987

EFFECTIVE: May 6, 1987

Pete Holland - Chief Financial Officer  
The Chillicothe Telephone Company  
P.O. Box 480  
Chillicothe, Ohio 45601-0480

SECTION 2.        GENERAL REGULATIONS (Cont.)

2.3        Obligations of the Customer (Cont.)

(M)

2.3.1        Damages (Cont.)

(M)

another customer's acts or omissions. The Telephone Company will, upon reimbursement for damages, cooperate with the customer in prosecuting a claim against the person causing such damage and the customer shall be subrogated to the right of recovery by the Telephone Company for the damages to the extent of such payment.

(T)

(M)

2.3.2        Ownership of Facilities and Theft

Facilities utilized by the Telephone Company to provide service under the provisions of this tariff shall remain the property of the Telephone Company. Such facilities shall be returned to the Telephone Company by the customer, whenever requested, within a reasonable period following the request in as good condition as reasonable wear will permit.

2.3.3        Equipment Space and Power

The customer shall furnish or arrange to have furnished to the Telephone Company, at no charge, equipment space and electrical power required by the Telephone Company to provide services under this tariff at the points of termination of such services. The selection of ac or dc power shall be mutually agreed to by the customer and the Telephone Company. The customer shall also make necessary arrangements in order that the Telephone Company will have access to such spaces at reasonable times for installing, testing, maintaining, repairing or removing Telephone Company services.

(M)

Certain regulations on this page formerly appeared on page 31 of the EXCHANGE CARRIER ASSOCIATION TARIFF F.C.C. NO. 1.

---

ISSUED: October 3, 1986                      EFFECTIVE: January 1, 1987  
Pete Holland - Chief Financial Officer  
The Chillicothe Telephone Company  
P.O. Box 480  
Chillicothe, Ohio 45601-0480

#### 2.3.4 Additional Facilities and Protective Apparatus

(D) \*

The services provided under this tariff shall be available to the Telephone Company at times mutually agreed upon in order to permit the Telephone Company to make tests and adjustments appropriate for maintaining the services in satisfactory operating condition. Such tests and adjustments shall be completed within a reasonable time. No credit will be allowed for any interruptions involved during such tests and adjustments.

All signals for transmission over the services provided under this tariff shall be delivered by the customer balanced to ground except for ground start, duplex (DX) and McCulloh-Loop (Alarm System) type signaling and dc telegraph transmission at speeds of 75 baud or less.

\* Issued on not less than 15 days notice under authority of Special Permission Number 87-274 of the Federal Communications Commission.

ISSUED: April 21, 1987 EFFECTIVE: May 6, 1987  
Pete Holland - Chief Financial Officer  
The Chillicothe Telephone Company  
P.O. Box 480  
Chillicothe, Ohio 45601-0480



SECTION 2.        GENERAL REGULATIONS (Cont.)

2.3        Obligations of the Customer (Cont.)

2.3.7        Design of Customer Services

Subject to the provisions of 2.1.7 preceding, the customer shall be solely responsible, at its own expense, for the overall design of its services and for any redesigning or rearrangement of its services which may be required because of changes in facilities, operations or procedures of the Telephone Company, minimum protection criteria or operating or maintenance characteristics of the facilities.

2.3.8        References to the Telephone Company

The IC may advise End Users that certain services are provided by the Telephone Company in connection with the service the IC furnishes to End Users; however, the IC shall not represent that the Telephone Company jointly participates in the customer's services.

2.3.9        Claims and Demands for Damages

- (A)        With respect to claims of patent infringement made by third persons, the customer shall defend, indemnify, protect and save harmless the Telephone Company from and against all claims arising out of the combining with, or use in connection with, the services provided under this tariff, any circuit, apparatus, system or method provided by the customer. (C) \*
- (B)        The customer shall defend, indemnify and save harmless the Telephone Company from and against any suits, claims, losses or damages, including punitive damages, (C) \*

\*        Issued on not less than 15 days notice under authority of Special Permission Number 87-274 of the Federal Communications Commission.

ISSUED: April 21, 1987

EFFECTIVE: May 6, 1987

Pete Holland - Chief Financial Officer  
The Chillicothe Telephone Company  
P.O. Box 480  
Chillicothe, Ohio 45601-0480

SECTION 2.        GENERAL REGULATIONS (Cont.)

2.3        Obligations of the Customer (Cont.)

2.3.9        Claims and Demands for Damages (Cont.)

attorney fees and court costs by third persons arising out of the construction, installation, operation, maintenance, or removal of the customer's circuits, facilities, or equipment connected to the Telephone Company's services provided under this tariff, including, without limitation, Workmen's Compensation claims, actions for infringement of copyright and/or unauthorized use of program material, libel and slander actions based on the content of communications transmitted over the customer's circuits, facilities or equipment, and proceedings to recover taxes, fines, or penalties for failure of the customer to obtain or maintain in effect any necessary certificates, permits, licenses, or other authority to acquire or operate the services provided under this tariff; provided, however, the foregoing indemnification shall not apply to suits, claims, and demands to recover damages for damage to property, death, or personal injury unless such suits, claims or demands are based on the tortuous conduct of the customer, its officers, agents or employees. (C) \*

(C) The customer shall defend, indemnify and save harmless the Telephone Company from and against any suits, claims, losses or damages, including punitive damages, attorney fees and court costs by the customer or third parties arising out any act or omission of the customer in the course of using services provided under this tariff. (C) \*

\* Issued on not less than 15 days notice under authority of Special Permission Number 87-274 of the Federal Communications Commission.

ISSUED: April 21, 1987

EFFECTIVE: May 6, 1987

Pete Holland - Chief Financial Officer

The Chillicothe Telephone Company

P.O. Box 480

Chillicothe, Ohio 45601-0480

SECTION 2. GENERAL REGULATIONS (Cont.)

2.3 Obligations of the Customer (Cont.)

2.3.10 Coordination with Respect to Network Contingencies

The customer shall, in cooperation with the Telephone Company, coordinate in planning the actions to be taken to maintain maximum network capability following natural or man-made disasters which affect telecommunications services.

2.3.11 Jurisdictional Certification and Report Requirements

(A) Certification Requirements - Special Access (T)

When the customer order Special Access Service, and the jurisdictional nature of the customer's traffic is mixed and the customer certifies to the Telephone company in writing that more than ten percent of the traffic is interstate, the service is considered to be interstate and is provided under this Tariff.

Following initial certification, should the jurisdictional nature of the customer's Special Access Service change, the customer should inform the Telephone Company in writing of the change. The effective date of the change will be the date the Telephone Company receives the customer's notice of change. No charge applies for the jurisdictional change. (N)

(B) Disputes Involving Jurisdictional Certification - Special Access (T)

If a dispute arises concerning the certification of projected interstate traffic as described in (A) above, the Telephone Company will ask the customer to provide the data the customer used to determine the percent interstate traffic. The customer shall supply the data within thirty (30) days of the Telephone company request. If the reply results in a jurisdictional change of a Special Access Service, the effective date of the change will be the date the Telephone Company receives the customer's reply. There is no charge when the customer's reply results in a jurisdictional change in the Special Access Service. (N)

SECTION 2. GENERAL REGULATIONS (Cont.)

(N)

2.3 Obligations of the Customer (Cont.)

2.3.11 Jurisdictional Certification and Report Requirements

(C) Jurisdictional Reports - Switched Access

For Switched Access Service, the Telephone Company cannot in all cases determine the jurisdictional nature of customer traffic and its related access minutes. In such cases the customer may be called upon to provide a projected estimate of its traffic, split between the interstate and intrastate jurisdictions. For purposes of determining the jurisdiction of Switched Access Services, the regulations set forth in (1) through (4), below, apply.

(1) Percentage of Interstate Use (PIU)

- (a) For purposes of developing the projected interstate percentage for Feature Group C or D, the customer shall consider every call that originates from a calling party in one state and terminates to a called party in a different state to be interstate communications. The customer shall consider every call that terminates to a called party within the same state as the state where the calling party is located to be intrastate communications. The manner in which a call is routed through the telecommunications network does not affect the jurisdiction of a call, i.e., a call between two points within the same state is an intrastate call even if it is routed through another state.

For purposes of developing the projected interstate percentage for Feature Group A or Feature Group B,

(N)

SECTION 2. GENERAL REGULATIONS (Cont.)

2.3 Obligations of the Customer (Cont.)

2.3.11 Jurisdictional Certification and Report Requirements (Cont.)

(C) Jurisdictional Reports - Switched Access (Cont.) (T)

(1) Percentage of Interstate Use (PIU) (Cont.) (N)  
(M)

pursuant to Federal Communications Commission Order FCC 85-145 adopted April 16, 1985, interstate usage is to be developed as though every call that enters a customer network at a point within the same state as that in which the called station (as designated by the called station telephone number) is situated is an intrastate communication and every call for which the point of entry is in a state other than that where the called station (as designated by the called station telephone number) is situated is an interstate communication.

- (b) When the Telephone Company receives sufficient call detail to permit it to determine the jurisdiction of some or all originating and terminating access minutes of use, the Telephone Company will use that call detail to render bills for those minutes of use and will not use PIU factors described in (2) below, to determine the jurisdiction of those minutes of use. (C)

When the Telephone Company receives insufficient call detail to determine the jurisdiction of some or all originating and terminating access minutes of use,

(C)

Certain material previously found on this page can now be found on Second Revised Page 35.

ISSUED: October 28, 2008  
2008

EFFECTIVE: November 12,

Pete Holland - Chief Financial Officer  
The Chillicothe Telephone Company  
P.O. Box 480

SECTION 2. GENERAL REGULATIONS (Cont.)

2.3 Obligations of the Customer (Cont.)

2.3.11 Jurisdictional Certification and Report Requirements  
(Cont. )

(C) Jurisdictional Reports - Switched Access (Cont.) (T)

(1) Percentage of Interstate Use (PIU) (Cont.) (N)

the Telephone Company will apply the PIU factor(s) provided by the customer or developed by the Telephone Company as set forth in (2) below, only to those minutes of use for which the Telephone Company does not have sufficient call detail. Such PIU factors will be used until the customer provides an update to it's PIU factor(s) as set forth in (2) (g) or (2) (h), below.

For all flat rated Switched Access Services, the Telephone Company will apply the PIU factor(s) as provided by the customer or developed by the Telephone Company as set forth in (2), below, each month until the customer provides an update to its PIU factor(s) as described in (2) (g) or (h), below.

(2) Use of PIU Factors (N)

- (a) The customer will provide a projected PIU for each Switched Access Service for each end office when placing its order. Such PIU factors are applied to all usage rated elements (including but not limited to Information Surcharge, Local Switching, and Tandem Switched Transport), where the Telephone Company does not receive sufficient call detail to determine the jurisdiction of the usage. (C)

Certain regulations previously found on this page can now be found on Second Revised Page 36.

ISSUED: October 28, 2008  
2008

EFFECTIVE: November 12,

Pete Holland - Chief Financial Officer  
The Chillicothe Telephone Company  
P.O. Box 480  
Chillicothe, Ohio 45601-0480

SECTION 2. GENERAL REGULATIONS (Cont.)

2.3 Obligations of the Customer (Cont.)

2.3.11 Jurisdictional Certification and Report Requirements  
(Cont.)

(C) Jurisdictional Reports - Switched Access (Cont.) (T)

(2) Use of PIU Factors (Cont.) (N)

If the customer fails to provide a PIU factor on its order for service, the following provisions apply. For originating access minutes, when the call detail is adequate to determine the appropriate jurisdiction and when the Feature Group C or Feature Group D access minutes of use are measured, the Telephone Company will develop PIU factor(s) on a monthly basis, by end office, by dividing the customer's measured interstate originating access minutes (the access minutes where the calling party is in one state and the called party is in another state) by the customer's total originating access minutes. For terminating access minutes, the same data used by the Telephone Company to develop the PIU factor for originating access minutes will be used to develop the PIU factor for such terminating access minutes. (C)

The Telephone Company developed PIU factor(s) described in this section will only be used for minutes of use for which the Telephone Company does not have sufficient call detail to determine the jurisdiction until such time as the customer provides updated PIU factor(s) for these services. (C)

SECTION 2. GENERAL REGULATIONS (Cont.)

2.3 Obligations of the Customer (Cont.)

2.3.11 Jurisdictional Certification and Report Requirements  
(Cont.)

(C) Jurisdictional Reports - Switched Access (Cont.) (T)

(2) Use of PIU Factors (Cont.) (N)

- (b) Separate PIUs are required for flat rated Entrance Facilities, Direct Trunked Transport Facilities, and Switched Access Services Optional Features and Functions. The PIU factor(s) for use with such flat rated elements will reflect the combination of originating and terminating traffic of all services using such facilities.

If the customer fails to provide a PIU factor on its order for service, the Telephone Company will apply the PIU factor it developed pursuant to (2) (a), above, against the customer's flat rated Switched Access Services to apportion those changes between the jurisdictions.

- (c) When a customer orders Feature Group A or Feature Group B Switched Access Service, the customer shall, in its order, state the projected percentage for interstate usage for each Feature Group A or Feature Group B Switched Access Service group ordered. (T)  
(M)

The term group shall be construed to mean single lines or trunks as well. For all groups the number of access minutes (either measured or assumed) for a group will be multiplied by the projected interstate percentage to develop the interstate access minutes. (C)  
(C)

Certain materials currently found on this page formerly appeared on Second Revised Page 34.



SECTION 2. GENERAL REGULATIONS (Cont.)

2.3 Obligations of the Customer (Cont.)

2.3.11 Jurisdictional Certification and Report Requirements  
(Cont.)

(C) Jurisdictional Reports - Switched Access (Cont.) (T)

(2) Use of PIU Factors (Cont.) (N)

The number of access minutes for the (C)  
group minus the developed interstate  
access minutes for the group will be  
developed intrastate access minutes. (C)

(d) When a customer orders Directory (T)  
Assistance Service, the customer (M)  
shall, in its order, provide the  
projected interstate percentage for  
terminating use in a whole number  
(i.e., a number of 0 through 100) for  
each Directory Access Service group  
ordered. (A method the customer may  
wish to adopt could be to use its  
terminating traffic from its premise  
to the involved Directory Assistance  
Location and calculate the projected  
interstate percentage as set forth in  
(2) (a) preceding.) The Telephone  
Company will designate the number  
obtained by subtracting the projected  
interstate percentage furnished by the  
Customer from 100 (100 - customer  
percentage - intrastate percentage) as  
the projected intrastate percentage of  
use. (M)

Certain materials currently found on this page formerly appeared on First  
Revised Pages 36 and 37.

SECTION 2. GENERAL REGULATIONS (Cont.)

2.3 Obligations of the Customer (Cont.)

2.3.11 Jurisdictional Certification and Report Requirements (Cont.)

(C) Jurisdictional Reports - Switched Access(Cont.) (T)

(2) Use of PIU Factors(Cont.) (N)

(e) When the customer has both interstate and intrastate Operator Services traffic, the percentage interstate usage determined for the customers' FGC or FGD service will be applied to the customer's Operator Services charges.

(f) For each service, the customer may only provide a PIU factor that is in a whole number format, i.e., a number from 0 to 100. When the customer provides the PIU factor, the Telephone Company will subtract the provided PIU from 100 and the difference is the percent intrastate usage. The sum of the interstate and intrastate percentages will equal 100 percent. The customer provided factors will be used by the Telephone Company as described in (1)(b), above, until the customer provides updated PIU factors as required in (2)(g) or (h), below.

(g) When the customer adds or discontinues Busy Hour Minutes of Capacity (BHMC), lines or trunks to an existing Switched Access Service group, the customer shall furnish a revised projected interstate percentage for the remaining BHMC, lines or trunks in the end office group.

Certain regulations previously found on this page can now be found on Third Revised Page 39

SECTION 2. GENERAL REGULATIONS (Cont.)

2.3 Obligations of the Customer (Cont.)

2.3.11 Jurisdictional Certification and Report Requirements (Cont.)

(C) Jurisdictional Reports - Switched Access(Cont.) (T)

(2) Use of PIU Factors(Cont.) (N)

The revised report will serve as the basis for future billing, where applicable, and will be effective on the next bill date. No prorating or back billing will be done based on such revised report. (C)

(h) Effective on the first of January, April, July and October of each year the Customer shall update the interstate and intrastate jurisdictional report. The Customer shall forward to the Telephone Company, to be received no later than 15 days after the first of each such month, a revised report showing the interstate and intrastate percentage of use for the past three months ending the last day of December, March, June and September, respectively, for each service arranged for interstate use. (M)

(D)

(D)

(M)

(M)

Certain materials currently found on this page formerly appeared on First Revised Page 38.

Certain regulations previously found on this page can now be found on First Revised Page 39.1 and Original Page 39.3.

ISSUED: October 28, 2008

EFFECTIVE: November 12, 2008

Pete Holland - Chief Financial Officer

The Chillicothe Telephone Company

P.O. Box 480

Chillicothe, Ohio 45601-0480

SECTION 2. GENERAL REGULATIONS (Cont.)

2.3 Obligations of the Customer (Cont.)

2.3.11 Jurisdictional Certification and Report Requirements  
(Cont.)

(C) Jurisdictional Reports-Switched Access(Cont.) (T)

(2) Use of PIU Factors(Cont.) (N)

The revised report will serve as the (M)  
basis for the next three months billing (C)  
for determining the jurisdiction for  
Switched Access Services in cases where  
the Telephone Company does not have  
sufficient call detail to do so and will (C)  
be effective on the bill date for that (M)  
service. No prorating or back billing (M)  
will be done based on the report. (M)

If the customer does not supply the (M)  
reports, the Telephone Company will  
assume the percentages to be the same  
as those provided in the last quarterly  
report. For those cases in which a  
quarterly report has never been  
received from the customer, the  
Telephone Company will assume the  
percentages to be the same as those  
provided in the order for service as  
set forth in (2) (a) preceding. (M)

(M)

(M)

Certain materials currently found on this page formerly appeared on Second  
Revised Page 39.

Certain regulations previously found on this page can now be found on Original  
Page 39.6.

ISSUED: October 28, 2008

EFFECTIVE: November 12, 2008

Pete Holland - Chief Financial Officer  
The Chillicothe Telephone Company  
P.O. Box 480  
Chillicothe, Ohio 45601-0480

SECTION 2. GENERAL REGULATIONS (Cont.)

(N)

2.3 Obligations of the Customer (Cont.)

2.3.11 Jurisdictional Certification and Report  
Requirements (Cont.)

(C) Jurisdictional Reports - Switched Access  
(Cont.)

(3) Maintenance of Customer Records

The customer shall retain for a minimum of six (6) months call detail records that substantiate the interstate percent provided to the Telephone Company as set forth in (2), above, for Switched Access Services. Such records shall consist of (i) and (ii), below, if applicable.

(i) All call detail records such as work papers and/or backup documentation including paper, magnetic tapes or any other form of records for billed customer traffic, call information including call terminating address (i.e., called number), the call duration, all originating and terminating trunk groups or access lines over which the call is routed, and the point at which the call enters the customer's network and;

(ii) If the customer has a mechanized system in place that calculated the PIU, then a description of that system and the methodology used to calculate the PIU must be furnished and any other pertinent information (such as but not limited to flowcharts, source code, etc.) relating to such system must also be made available.

(N)

## SECTION 2. GENERAL REGULATIONS (Cont.)

(N)

### 2.3 Obligations of the Customer (Cont.)

### 2.3.11 Jurisdictional Certification and Report Requirements (Cont.)

(C) Jurisdictional Reports - Switched Access  
(Cont.)

#### (4) Disputes Involving Jurisdictional Reports - Switched Access

(N)

- (a) If a billing dispute arises or if a regulatory commission questions the projected PIU factor(s) provided by the customer, the Telephone Company may, by written request, require the customer to provide the data the customer used to determine the projected PIU factor(s). This written request will be considered the initiation of the audit. The customer shall supply the data to an independent auditor or the Telephone Company within thirty (30) days of the Telephone Company request.

The customer shall keep records of call detail from which the percentage of interstate and intrastate use can be ascertained as set forth in (3), above, and upon request of the Telephone Company make the records available for inspection at an agreed upon location during normal business hours as reasonably necessary for purposes of verification of the percentages. The Telephone Company will audit data from one quarter unless a longer period is requested by the customer and agreed to by the Telephone Company.

Certain materials currently found on this page formerly appeared on Second Revised Page 39.

ISSUED:           October 28, 2008                         EFFECTIVE: November 12, 2008  
Pete Holland - Chief Financial Officer  
The Chillicothe Telephone Company  
P.O. Box 480  
Chillicothe, Ohio 45601-0480

SECTION 2. GENERAL REGULATIONS (Cont.)

(N)

2.3 Obligations of the Customer (Cont.)

2.3.11 Jurisdictional Certification and Report  
Requirements (Cont.)

(C) Jurisdictional Reports - Switched Access  
(Cont.)

(4) Disputes Involving Jurisdictional  
Reports - Switched Access (Cont.)

(b) If the customer does not provide the requested data to the Telephone Company or independent auditor within thirty (30) days of the notice of audit, the customer will be in violation of the Tariff and subject to the provisions specified in Section 2.1.8(A), preceding.

(c) Audits may be conducted by: (1) the Telephone Company when the customer agrees; (2) an independent auditor under contract to the Telephone Company; (3) a mutually agreed upon independent auditor paid for equally by the customer and the Telephone Company; or (4) an independent auditor selected and paid for by the customer. If the customer selects option (4), where it pays for its own independent audit, the selected auditor must certify that the audit was performed following Commission procedures for measuring interstate traffic as established by Commission Order, and provide the Telephone Company a report with supporting documentation to verify such procedures.

(N)

ISSUED: October 28, 2008

EFFECTIVE: November 12, 2008

Pete Holland - Chief Financial Officer  
The Chillicothe Telephone Company  
P.O. Box 480  
Chillicothe, Ohio 45601-0480

SECTION 2. GENERAL REGULATIONS (Cont.)

(N)

2.3 Obligations of the Customer (Cont.)

2.3.11 Jurisdictional Certification and Report  
Requirements (Cont.)

(C) Jurisdictional Reports - Switched Access  
(Cont.)

(4) Disputes Involving Jurisdictional  
Reports - Switched Access (Cont.)

(d) Verification audits may be conducted no more frequently than once per year except in extreme circumstances. The Telephone Company and customer will attempt to limit the audit to a reasonable time to effectively complete the audit. The Telephone Company and customer shall respond promptly to requests generated during the audit to ensure timely completion of the audit.

(e) When a PIU audit is conducted by the Telephone Company or an independent auditor under contract to the Telephone Company, the audit results will be furnished to the customer by Certified U.S. Mail. When a PIU audit is conducted by an independent auditor selected by the customer, the audit results will be furnished to the Telephone Company by Certified U.S. Mail. The Telephone Company will adjust the customer's PIU based upon the audit results. The PIU resulting from the audit shall be applied to the customer's usage for the quarter the audit is completed, the usage for the quarter prior to the completion of the audit, and the usage for the two (2) quarters following the completion of the audit. After that time, the customer may report revised PIU pursuant to (2) (g) or (h), above.

(N)

ISSUED: October 28, 2008

EFFECTIVE: November 12, 2008

Pete Holland - Chief Financial Officer  
The Chillicothe Telephone Company  
P.O. Box 480  
Chillicothe, Ohio 45601-0480



SECTION 2. GENERAL REGULATIONS (Cont.)

(N)

2.3 Obligations of the Customer (Cont.)

2.3.11 Jurisdictional Certification and Report  
Requirements (Cont.)

(C) Jurisdictional Reports - Switched Access  
(Cont.)

(4) Disputes Involving Jurisdictional  
Reports - Switched Access (Cont.)

If the revised PIU submitted by the customer represents a deviation of 5 percentages points or more from the audited PIU, and that deviation is not due to identifiable reasons, the provisions in (4) (a), above, may be applied.

(f) Both credit and debit adjustments will be made to the customer's interstate access charges based on the audit results for the specified periods to accurately reflect the interstate usage for the customer's account consistent with Section 2.4.1, following.

(N)

(5) Jurisdictional Changes and Notifications  
- Special Access

(T)

(T)

The Telephone Company will notify its special access customers of the jurisdictional change pursuant to the FCC Decision And Order, released July 20, 1989, in CC Docket Nos. 78-72 and 80-286. By this notification, customers will be requested to certify the jurisdiction for their services. Customers with fixed term contracts who change as a result of this Decision And Order will be allowed to do so without termination penalty if they notify the Telephone Company within 90 days of the effective date of this tariff provision.

(M)

(M)

Certain materials currently found on this page formerly appeared on Second Revised Page 39.1.

SECTION 2. GENERAL REGULATIONS (Cont.)

2.3 Obligations of the Customer (Cont.)

2.3.12 Determination of Interstate Charges for Mixed  
Interstate and Intrastate Access Service

When mixed interstate and intrastate Access Service is provided, all charges (i.e., nonrecurring, monthly and/or usage) including optional features charges, will be prorated between interstate and intrastate. The PIU factor(s) provided by the customer or developed by the Telephone Company as set forth in 2.3.11(C)(2), preceding, will serve as the basis for prorating the charges, unless the Telephone Company is billing according to sufficient call details as set forth in Section 2.3.11(C)(1)(b), preceding. The percentage of Switched Access Service to be charged as interstate is applied in the following manner:

- (A) For monthly and nonrecurring chargeable rate elements, multiply the percent interstate use times the quantity of chargeable elements times the stated tariff rate per element.
- (B) For usage sensitive (i.e., access minutes and calls) chargeable rate elements, multiply the percent interstate use times actual use (i.e., measured or Telephone Company assumed average use) times the stated tariff rate.

2.3.13 800 Series

(T)

- (A) When a "800 Series" Call-Routing Query, as Described following, is performed to determine the routing of a call, and the associated Switched Access service is provided in whole or in part by the Telephone Company, the Percentage for Interstate Use (PIU) for the query will be the same as that of the Switched Access service.

(T)

---

ISSUED: June 16, 2021                      EFFECTIVE: July 1, 2021  
Pete Holland - Chief Financial Officer  
The Chillicothe Telephone Company  
P.O. Box 480  
Chillicothe, Ohio 45601-0480

SECTION 2.        GENERAL REGULATIONS (Cont.)

2.3.13        800 Series (Cont.) (T)

- (B)    When a customer's "800 Series" Call-Routing Queries include one or more routing options, the customer shall provide the Telephone Company with the proportion of the routing -option queries which is to be provided for interstate use. A PIU should be provided for each Service Switching Point (SSP) from which "800 Series" queries may originate. (T)

2.4        Payment Arrangements and Credit Allowances

2.4.1        Payment of Rates, Charges and Deposits

- (A)    The Telephone Company will, in order to safeguard its interests, require a customer which has a proven history of late payments to the Telephone Company or does not have

SECTION 2.        GENERAL REGULATIONS (Cont.)

2.4        Payment Arrangements and Credit Allowances (Cont.)

2.4.1        Payment of Rates, Charges and Deposits (Cont.)

established credit, to make a deposit prior to or at any time after the provision of a service to the customer to be held by the Telephone Company as a guarantee of the payment of rates and charges. No such deposit will be required of a customer which is a successor of a company which has established credit and has no history of late payments to the Telephone Company. Such a deposit may not exceed the actual or estimated rates and charges for the service for a two-month period. The fact that a deposit has been made in no way relieves the customer from complying with the Telephone Company's regulations as to the prompt payment of bills. At such time as the provision of the service to the customer is terminated, the amount of the deposits will be credited to the customer's account and any credit balance which may remain will be refunded.

After the establishment of a One Year prompt payment history, the Telephone Company will return or credit the deposit to the customer's account. In case of a cash deposit, for the period the deposit is held by the Telephone Company, the customer will receive interest at the lesser of the rate options found in (2.4.1(B)(4)(a) or (2.4.1(B)(4)(b)). The rate will be compounded daily for the number of days from the date the customer deposit is received by the Telephone Company to and including the date such deposit is credited to the customer's account or the date the deposit is refunded by the Telephone

(D) \*

\* Issued on not less than 15 days notice under authority of  
Special Permission Number 87-274 of the Federal  
Communications Commission.

ISSUED: April 21, 1987

EFFECTIVE: May 6, 1987

Pete Holland - Chief Financial Officer

The Chillicothe Telephone Company

P.O. Box 480

Chillicothe, Ohio 45601-0480

SECTION 2. GENERAL REGULATIONS (Cont.)

2.4 Payment Arrangements and Credit Allowances (Cont.)

(M)

2.4.1 Payment of Rates, Charges and Deposits (Cont.)

Company. Should a deposit be credited to the customer's account, as indicated above, no interest will accrue on the deposit from the date such deposit is credited to the customer's account.

(B) The Telephone Company shall bill on a current basis all charges incurred by and credits due to the customer under this tariff attributable to services established or discontinued during the preceding billing period. In addition, the Telephone Company shall bill in advance charges for all services to be provided during the ensuing billing period except for charges associated with service usage and for the Federal Government which will be billed in arrears. The bill day (i.e., the billing date of a bill for a customer for Access Service under this tariff), the period of service each bill covers and the payment date will be as follows:

- (1) For End User Access Service and Presubscription Service, the Telephone Company will establish a bill day each month for each end user account or advise the customer in writing of an alternate billing schedule. Alternate billing schedules shall not be established on less than sixty (60) days' notice or initiated by the Telephone Company more than twice in any consecutive 12 month period. The bill will cover End User Access Service charges for the ensuing billing period except for the End User Access Service

(M)

Certain regulations on this page formerly appeared on pages 38 and 39 of the EXCHANGE CARRIER ASSOCIATION TARIFF F.C.C. NO. 1.

ISSUED: October 3, 1986

EFFECTIVE: January 1, 1987

Pete Holland - Chief Financial Officer

The Chillicothe Telephone Company

P.O. Box 480

Chillicothe, Ohio 45601-0480

SECTION 2.        GENERAL REGULATIONS (Cont.)

2.4        Payment Arrangements and Credit Allowances (Cont.)

(M)

2.4.1        Payment of Rates, Charges and Deposits (Cont.)

for the Federal Government which will be billed in arrears. Any applicable Presubscription Charges, any known unbilled charges for prior periods and any known unbilled adjustments for prior periods for End User Access Service and Presubscription Service will be applied to this bill. Such bills are due when rendered.

- (2) For Service other than End User Access Service and Presubscription Service, the Telephone Company will establish a bill day each month for each customer account or advise the customer in writing of an alternate billing schedule. Alternate billing schedules shall not be established on less than sixty (60) day's notice or initiated by the Telephone Company more than twice in any consecutive 12 month period. The bill will cover nonusage sensitive service charges for the ensuing billing period for which the bill is rendered, any known unbilled nonusage sensitive charges for prior periods and unbilled usage charges for the period after the last bill day through the current bill day. Any known unbilled usage charges for prior periods and any known unbilled adjustments will be applied to this bill. Payment for such bills is due as set forth in (3) following. If payment is not received by the payment date, as set forth in (3) following in immediately available

(M)

Certain regulations on this page formerly appeared on page 39 of the EXCHANGE CARRIER ASSOCIATION TARIFF F.C.C. NO. 1.

ISSUED: October 3, 1986

EFFECTIVE: January 1, 1987

Pete Holland - Chief Financial Officer

The Chillicothe Telephone Company

P.O. Box 480

Chillicothe, Ohio 45601-0480

SECTION 2.        GENERAL REGULATIONS (Cont.)

2.4        Payment Arrangements and Credit Allowances (Cont.)

(M)

2.4.1        Payment of Rates, Charges and Deposits (Cont.)

funds, a late payment penalty will apply  
as set forth in (3) following.

- (3) All bills dated as set forth in (B) (2) preceding for service other than End User Service and Presubscription Service, provided to the customer by the Telephone Company are due 31 days (payment date) after the bill day or by the next bill date (i.e., same date in the following month as the bill date), whichever is the shortest interval, except as provided herein. If such payment date would cause payment to be due on a Saturday, Sunday or Holiday (i.e., New Year's Day, Independence Day, Labor Day, Thanksgiving Day, Christmas Day, the second Tuesday in November and a day when Washington's Birthday, Memorial Day or Columbus Day is legally observed), payment for such bills will be due from the customer as follows:

If such payment date falls on a Sunday or on a Holiday which is observed on a Monday, the payment date shall be the first non-Holiday day following such Sunday or Holiday. If such payment date falls on a Saturday or on a Holiday which is observed on Tuesday, Wednesday, Thursday or Friday, the payment date shall be the last non-Holiday day preceding such Saturday or Holiday.

(M)

Certain regulations on this page formerly appeared on page 40  
of the EXCHANGE CARRIER ASSOCIATION TARIFF F.C.C. NO. 1.

ISSUED: October 3, 1986

EFFECTIVE: January 1, 1987

Pete Holland - Chief Financial Officer

The Chillicothe Telephone Company

P.O. Box 480

Chillicothe, Ohio 45601-0480

SECTION 2.        GENERAL REGULATIONS (Cont.)

2.4        Payment Arrangements and Credit Allowances (Cont.) (M)

2.4.1        Payment of Rates, Charges and Deposits (Cont.) (M)

- (4)        All bills are due when rendered and are (T)  
             considered past due thirty (30) days after  
             the bill date.

             If the entire amount billed, excluding  
             any amount disputed by the customer, is  
             received by the Telephone Company later  
             than (30) days after the bill date, an  
             additional charge equal to the lesser of  
             the two interest rate options detailed  
             in (a) below times the unpaid balance  
             will be applied. (T)

- (a)        The highest interest rate (in (M)  
             decimal value) which may be  
             levied by law for commercial  
             transactions, compounded daily  
             for the number of days from the  
             payment date to and including  
             the date that the IC actually  
             makes the payment to the Telephone  
             Company, or

- (b)        0.000590 per day, compounded  
             daily for the number of days  
             from the payment date to and  
             including the date that the  
             customer actually makes the  
             payment to the Telephone  
             Company. (M)

- (5)        In the event that a billing dispute (T)  
             concerning any charges billed to the  
             customer by the Telephone Company is  
             resolved in favor of the Telephone (T)

Certain regulations on this page formerly appeared on page 41  
of the EXCHANGE CARRIER ASSOCIATION TARIFF F.C.C. NO. 1.

---

ISSUED:    October 3, 1986                                EFFECTIVE:    January 1, 1987  
             Pete Holland - Chief Financial Officer  
             The Chillicothe Telephone Company  
             P.O. Box 480  
             Chillicothe, Ohio 45601-0480



SECTION 2.        GENERAL REGULATIONS (Cont.)

2.4        Payment Arrangements and Credit Allowances (Cont.)

2.4.1        Payment of Rates, Charges and Deposits (Cont.)

Company, any payments withheld pending settlement of the dispute shall be subject to the late payment penalty set forth in 2.4.1(B)(4) preceding. If the customer disputes the bill on or before the payment date, and pays the undisputed amount on or before the payment due date, any late payment charge for the disputed amount will not start until ten days after the payment date. If the billing dispute is resolved in favor of the customer, no late payment penalty will apply to the disputed amount. In addition, if the customer disputes the billed amount and pays the total amount (i.e., the undisputed amount and the disputed amount) on or before the payment date and the billing dispute is resolved in the favor of the customer, the customer will receive a credit for the disputed amount and a disputed amount penalty from the Telephone Company if the billing dispute is not resolved within 10 working days following the payment date or the date the customer furnishes to the Telephone Company documentation to support its claim plus 10 working days, whichever date is the later date. The disputed amount penalty shall be equal to the lesser of the rate options detailed in section 2.4.1(B)(4) prior, times the disputed amount resolved in the customer's favor for the days or portion thereof that the dispute was outstanding in excess of 10 working days.

(Z) \*

(T) \*

\* Issued on not less than 15 days notice under authority of  
Special Permission Number 87-274 of the Federal  
Communications Commission.

ISSUED: April 21, 1987

EFFECTIVE: May 6, 1987

Pete Holland - Chief Financial Officer  
The Chillicothe Telephone Company  
P.O. Box 480  
Chillicothe, Ohio 45601-0480

#### 2.4.1 Payment of Rates, Charges and Deposits (Cont.)

- ISSUED: October 3, 1986 EFFECTIVE: January 1, 1987  
Pete Holland - Chief Financial Officer  
The Chillicothe Telephone Company  
P.O. Box 480  
Chillicothe, Ohio 45601-0480

SECTION 2.        GENERAL REGULATIONS (Cont.)

2.4        Payment Arrangements and Credit Allowances (Cont.)

2.4.1        Payment of Rates, Charges and Deposits (Cont.)

- (E)        When a rate as set forth in this Tariff is shown to more than two decimal places, the charges will be determined using the rate shown. The resulting amount will then be rounded to the nearest penny (i.e., rounded to two decimal places).

2.4.2        Minimum Periods

The minimum periods for which services are provided and for which rates and charges are applicable are set forth in Sections 5.2.7 of this Tariff.

When a service is discontinued prior to the expiration of the minimum period, charges are applicable for the remaining portion of the minimum period, whether the service is used or not as follows:

- (A)        When a service with a one-month minimum period is discontinued prior to the expiration of the minimum period, a one-month charge will apply at the rate level in effect at the time service is discontinued.
- (B)        When a service with a minimum period greater than one month is discontinued prior to the expiration of the minimum period, the applicable charge will be the lesser of) the Telephone Company's total nonrecoverable costs less the net salvage value for the discontinued service or (2) the total monthly charges, at the rate level in effect at the time service is discontinued, for the remainder of the minimum period.

Issued under authority of Special Permission No. 06-0113 to withdraw the tariff materials filed under Transmittal No. 86 and reinstate the tariff materials that were currently effective.



SECTION 2. GENERAL REGULATIONS (Cont.)

2.4 Payment Arrangements and Credit Allowances (Cont.)

2.4.4 Credit Allowance for Service Interruptions  
(Cont.)

(A) When a Credit Allowance Applies (Cont.)

rate or minimum monthly usage charge for the (C) \*  
service for each period of 24 hours or major  
fraction thereof that the interruption  
continues. An interruption period starts  
when the Telephone Company becomes aware of  
an inoperative service, and ends when the  
service is again operative.

For calculating credit allowances,  
every month is considered to have 30 days.

Credit allowances for interruptions to (M) \*  
Switched Access Service and Directory  
Assistance Service apply only to the  
applicable monthly rates and minimum  
monthly usage charges. (M) \*

(2) For Program Audio and Video Special Access (N) \*  
Services, no credit shall be allowed for an  
interruption of less than 30 seconds. The  
customer shall be credited for an interruption  
of 30 seconds or more as follows:

(a) For two-point services, when monthly  
rates are applicable, the credit shall  
be at the rate of 1/8640 of the monthly  
charges for the service for each period  
of 5 minutes or major fraction thereof  
that the interruption continues. (N) \*

\* Issued on not less than 15 days notice under authority of  
Special Permission Number 87-274 of the Federal  
Communications Commission.

Certain regulations previously found on this page can now be  
found on page 50.2.

ISSUED: April 21, 1987

EFFECTIVE: May 6, 1987

Pete Holland - Chief Financial Officer  
The Chillicothe Telephone Company  
P.O. Box 480  
Chillicothe, Ohio 45601-0480

SECTION 2.        GENERAL REGULATIONS (Cont.)

2.4        Payment Arrangements and Credit Allowances (Cont.)

(N) \*

2.4.4        Credit Allowance for Service Interruptions  
(Cont.)

(A)        When a Credit Allowance Applies (Cont.)

- (b)        For two-point services, when daily rates are applicable, the credit shall be at the rate of 1/288 of the daily charges for the service for each period of 5 minutes or major fraction thereof that the interruption continues.
- (c)        For multipoint services, when monthly rates are applicable, the credit shall be at the rate of 1/8640 of the monthly charges for each channel termination, channel mileage and optional features and functions that are inoperative for each period of 5 minutes or major fraction thereof that the interruption continues.
- (d)        For multipoint services, when daily rates are applicable, the credit shall be at the daily rate of 1/288 of the daily charges for channel termination, channel mileage and optional features and functions that are inoperative for each period of 5 minutes or major fraction thereof that the interruption continues.
- (e)        For multipoint services, the credit for the monthly or daily charges includes the charges for the distribution amplifier only when the distribution amplifier is inoperative.

(N) \*

\*        Issued on not less than 15 days notice under authority of  
Special Permission Number 87-274 of the Federal  
Communications Commission.

ISSUED: April 21, 1987

EFFECTIVE: May 6, 1987

Pete Holland - Chief Financial Officer

The Chillicothe Telephone Company

P.O. Box 480

Chillicothe, Ohio 45601-0480

SECTION 2.        GENERAL REGULATIONS (Cont.)

|       |   |     |    |
|-------|---|-----|----|
| 2.4   | <u>Payment Arrangements and Credit Allowances</u> (Cont.)   | (N) | *  |
| 2.4.4 | <u>Credit Allowance for Service Interruptions</u><br>(Cont.)  |     |    |
| (A)   | <u>When a Credit Allowance Applies</u> (Cont.)  | (N) | *  |
| (f)   | When two or more interruptions occur during a period of 5 consecutive minutes, such multiple interruptions shall be considered as one interruption. | (N) | *  |
| (3)   | The credit allowance(s) for an interruption or for a series of interruptions shall not exceed the   | (M) | ** |
|       |   | (M) | ** |

\* Issued on not less than 15 days notice under authority of Special Permission Number 87-274 of the Federal Communications Commission.

\*\* Certain regulations on this page formerly appeared on page 50.

---

|  |                        |
|--|------------------------|
| ISSUED: April 21, 1987                 | EFFECTIVE: May 6, 1987 |
| Pete Holland - Chief Financial Officer |                        |
| The Chillicothe Telephone Company      |                        |
| P.O. Box 480                           |                        |
| Chillicothe, Ohio 45601-0480           |                        |

SECTION 2.        GENERAL REGULATIONS (Cont.)

2.4        Payment Arrangements and Credit Allowances (Cont.)

2.4.4        Credit Allowance for Service Interruptions  
(Cont.)

(A)        When a Credit Allowance Applies (Cont.)

monthly rate and minimum monthly usage charge for the service interrupted in any one monthly billing period.

- (5) For certain Special Access services (Wideband Digital, WD1-4; Digital Data Access, DA1-4; and High Capacity, HC1), any period during which the error performance is below that specified for the service will be considered as an interruption.
- (6) Service interruptions for Specialized Service or Arrangements provided under the provisions of Section 9 following, shall be administered in the same manner as those set forth in this section (2.4.4) unless other regulations are specified with the individual case filing.
- (7) A credit allowance for service interruptions to special access service with the exception (N) \* of (2) and (5) above, will commence after the first 30 minutes of outage after the telephone company becomes aware of the outage. The credit will be equal to 1/720 of the monthly charge for each hour of outage or major portion, 31 minutes or more, thereof. (N) \*

\* Issued on not less than 15 days notice under authority of Special Permission Number 87-274 of the Federal Communications Commission.

ISSUED: April 21, 1987

EFFECTIVE: May 6, 1987

Pete Holland - Chief Financial Officer  
The Chillicothe Telephone Company  
P.O. Box 480  
Chillicothe, Ohio 45601-0480



SECTION 2.        GENERAL REGULATIONS (Cont.)

2.4        Payment Arrangements and Credit Allowances (Cont.)

(M)

2.4.4        Credit Allowance for Service Interruptions  
(Cont.)

(B)        When Credit Allowance Does Not Apply

No credit allowance will be made for:

(1)        Interruptions caused by the negligence  
            of the customer.

(2)        Interruptions of a service due to the  
            failure of equipment or systems  
            provided by the customer, end user or  
            others.

(M)

(T)

(M)

(3)        Interruptions of a service during any  
            period in which the Telephone Company  
            is not afforded access to the premises  
            where the service is terminated.

(M)

(4)        An interruption credit shall not be  
            given for interruptions of a service  
            during any period when the customer  
            has released a service to the  
            Telephone Company for maintenance  
            purposes, to make rearrangements, or  
            for the implementation of an order for  
            a change in the service. The  
            Telephone Company shall provide the  
            customer with a written estimate of  
            the time needed to perform the above  
            services prior to the interruption  
            period. If service is interrupted  
            beyond the time given in the written  
            estimate and is not the result of  
            another condition set forth in

(T)

(T)

(N)

(N)

Certain regulations on this page formerly appeared on page 45  
of the EXCHANGE CARRIER ASSOCIATION TARIFF F.C.C. NO. 1.

ISSUED: October 3, 1986

EFFECTIVE: January 1, 1987

Pete Holland - Chief Financial Officer

The Chillicothe Telephone Company

P.O. Box 480

Chillicothe, Ohio 45601-0480

SECTION 2.        GENERAL REGULATIONS (Cont.)

2.4        Payment Arrangements and Credit Allowances (Cont.) (M)

2.4.4        Credit Allowance for Service Interruptions  
(Cont.)

(B)        When Credit Allowance Does Not Apply (Cont.) (M)

2.4.4(B), then a credit allowance will (N)  
apply as set forth in 2.4.4(A) above. (N)

- (5) Interruptions of a service which (M)  
continue because of the failure of the  
customer to authorize replacement of  
any element of special construction as  
set forth in EXCHANGE CARRIER ASSOCIATION  
F.C.C. TARIFF NO. 3 for SPECIAL CONSTRUCTION.  
The period for which no credit  
allowance is made begins on the seventh  
day after the customer receives the  
Telephone Company's written  
notification of the need for such  
replacement and ends on the day after  
receipt by the Telephone Company of  
the customer's written authorization  
for such replacement.
- (6) Periods when the customer elects not  
to release the service for testing  
and/or repair and continues to use it  
on an impaired basis.
- (7) An interruption or a group of  
interruptions, resulting from a common  
cause, for amounts less than one  
dollar. (M)

Certain regulations on this page formerly appeared on  
pages 45 and 46 of the EXCHANGE CARRIER ASSOCIATION TARIFF  
F.C.C. NO. 1.

---

ISSUED: October 3, 1986                      EFFECTIVE: January 1, 1987  
Pete Holland - Chief Financial Officer  
The Chillicothe Telephone Company  
P.O. Box 480  
Chillicothe, Ohio 45601-0480

SECTION 2.        GENERAL REGULATIONS (Cont.)

2.4        Payment Arrangements and Credit Allowances (Cont.)

2.4.4        Credit Allowance for Service Interruptions  
(Cont.)

(C)        Use of an Alternative Service Provided by  
the Telephone Company

Should the customer elect to use an alternative service provided by the Telephone Company during the period that a service is interrupted, the customer must pay the tariffed rates and charges for the alternative service used.

(D)        Temporary Surrender of a Service

In certain instances, the customer may be requested to surrender a service for purposes other than maintenance, testing or activity relating to a service order. If the customer consents, a credit allowance will be granted.

The credit allowance will be 1/30 of the monthly rate for each period of 24 hours or fraction thereof that the service is surrendered. For example, if an outage lasted for 26 hours, the Telephone Company will give a credit of 2/30th. In no case will the credit allowance exceed the monthly rate for the service surrendered in any one monthly billing period.

(N) \*  
| |  
(N) \*

2.4.5        Re-establishment of Service following Fire, Flood  
or Other Occurrence

(A)        Nonrecurring Charges Do Not Apply

Charges do not apply for the  
re-establishment of service following a

\*        Issued on not less than 15 days notice under authority of  
Special Permission Number 87-274 of the Federal  
Communications Commission.

ISSUED: April 21, 1987

EFFECTIVE: May 6, 1987

Pete Holland - Chief Financial Officer

The Chillicothe Telephone Company

P.O. Box 480

Chillicothe, Ohio 45601-0480

SECTION 2.        GENERAL REGULATIONS (Cont.)

2.4        Payment Arrangements and Credit Allowances (Cont.)

(M)

2.4.5        Re-establishment of Service following Fire, Flood  
or Other Occurrence (Cont.)

(A)        Nonrecurring Charges Do Not Apply (Cont.)

fire, flood or other occurrence attributed  
to an Act of God provided that:

- (1)        The service is of the same type as was  
provided prior to the fire, flood or  
other occurrence.
- (2)        The service is for the same customer.
- (3)        The service is at the same location on  
the same premises.
- (4)        The re-establishment of service begins  
within 60 days after Telephone Company  
service is available. (The 60 day  
period may be extended a reasonable  
period if the renovation of the  
original location on the premises  
affected is not practical within the  
allotted time period.)

(B)        Nonrecurring Charges Apply

Nonrecurring Charges apply for establishing  
service at a different location on the same  
premises or at a different premises pending  
re-establishment of service at the original  
location.

(M)

Certain regulations on this page formerly appeared on page 47  
of the EXCHANGE CARRIER ASSOCIATION TARIFF F.C.C. NO. 1.

ISSUED: October 3, 1986

EFFECTIVE: January 1, 1987

Pete Holland - Chief Financial Officer

The Chillicothe Telephone Company

P.O. Box 480

Chillicothe, Ohio 45601-0480

## 2.4 Payment Arrangements and Credit Allowances (Cont.)

(A) The payment of rates and charges by customers for the services offered under the provisions of this tariff does not assign, confer or transfer title or ownership rights to proposals or facilities developed or utilized, respectively, by the Telephone Company in the provision of such services.

(x)

When the customer is located in the Company's service area, the Company agrees to act as the "billing company" in preparing a single access bill with each Exchange Carrier's (ECs) charges separately identified by rate element using individual company codes. Ohio Bell is defined as the only, nonbilling EC under this tariff. However, other Exchange Telephone Companies

(x)

(x) The expiration date for meet point billing provisions has been deferred until further notice.

SECTION 2.        GENERAL REGULATIONS (Cont.)

2.4        Payment Arrangements and Credit Allowances (Cont.)

2.4.7        Ordering, Rating, and Billing of Access Services Where (x)  
More Than One Exchange Telephone Company is Involved  
(Cont.)

are eligible to become a part of the MPB process. The Company will maintain and administer the billing system along with applicable tariff rates for all ECs involved in the provision of access services. The tariff rates provided to the Company for billing must include all charges that are applicable to the meet point billed services. It is the nonbilling company's responsibility to provide all applicable tariff information, including any rate revisions, to the billing company.

At the customer's option, separate checks may be rendered by the applicable Interexchange Carrier's (ICs) and mailed directly to each EC or to the billing company for distribution. If the nonbilling EC receives payment directly from the IC, it is the nonbilling ECs responsibility to notify the billing company of payment. The billing company is then responsible for applying each payment to the appropriate ECs balance due.

- (A) When Feature Group A Switched Access Service is ordered by a customer where one end of the Local Transport element is in the Telephone Company operating territory and the other end is in another Exchange Telephone Company operating territory, the Exchange Telephone Company in whose operating territory the first point of switching is located will accept the order. In addition, the Exchange Telephone Company in whose operating territory the customer point of termination is located must also receive a copy of the order from the customer. The Exchange

(x)

- (x) The expiration date for meet point billing provisions has been deferred until further notice.

---

ISSUED: December 31, 1987        EFFECTIVE: August 31, 1988  
Pete Holland - Chief Financial Officer  
The Chillicothe Telephone Company  
P.O. Box 480  
Chillicothe, Ohio 45601-0480

SECTION 2.        GENERAL REGULATIONS (Cont.)

2.4        Payment Arrangements and Credit Allowances (Cont.)

2.4.7        Ordering, Rating, and Billing of Access Services Where (x)  
More Than One Exchange Telephone Company is Involved  
(Cont.)

Telephone Company that accepts the order will then determine the charges involved, arrange to provide the Access Service ordered and bill the charges in accordance with its Access Service tariff.

(B)        When Feature Group B, C, D and/or Directory (N) Assistance Service is ordered by a customer where one end of the Local Transport element is in the Telephone Company operating territory and the other end is in another Exchange Telephone Company, the orders will be received as follows:

- (1)        For Feature Group B Switched Access Service ordered to an end office, the Exchange Telephone Company in whose operating territory the end office is located must receive the order from the customer.
- (2)        For Feature Group B Switched Access Service ordered to an access tandem, the Exchange Telephone Company in whose operating territory the access tandem is located must receive the order from the customer.
- (3)        For Feature Group C and D Switched Access (N) Service and/or Directory Assistance Service, the Exchange Telephone Company in whose operating territory the end office is located must receive the order from the customer.

(x)

(x)        The expiration date for meet point billing provisions has been deferred until further notice.

---

ISSUED: November 17, 1988                      EFFECTIVE: January 1, 1989  
Pete Holland - Chief Financial Officer  
The Chillicothe Telephone Company  
P.O. Box 480  
Chillicothe, Ohio 45601-0480

SECTION 2.        GENERAL REGULATIONS (Cont.)

2.4        Payment Arrangements and Credit Allowances (Cont.)

2.4.7        Ordering, Rating, and Billing of Access Services Where (x)  
More Than One Exchange Telephone Company is Involved  
(Cont.)

(4)        For Directory Assistance Service, the customer must place an order with the Telephone Company in whose operating territory the Directory Assistance Location is located.

(5)        For the service ordered as set forth in (1), (2), and (3) preceding, the Exchange Telephone Company in whose operating territory the customer point of termination is located must also receive a copy of the order from the customer. In addition, the service ordered as set forth in (2) preceding, when required by the Access Service tariff of the Exchange Telephone Company in whose operating territory the end office is located, the customer must also supply a copy of the order to that Exchange Telephone Company. Each Exchange Telephone Company will provide the portion of the Local Transport element in its operating territory to an interconnection point (IP) with another Exchange Telephone Company, and will bill the charges in accordance with its Access Service tariff. The rate for the Local Transport element will be determined as set forth in (F) following. All other appropriate charges in each Exchange Telephone Company tariff are applicable.

(C)        When a WATS Access Line Service is ordered and channel mileage applies (i.e., the WATS Serving Office and the end user end office are not (x)

(x)        The expiration date for meet point billing provisions has been deferred until further notice.

---

ISSUED: December 31, 1987        EFFECTIVE: August 31, 1988  
Pete Holland - Chief Financial Officer  
The Chillicothe Telephone Company  
P.O. Box 480  
Chillicothe, Ohio 45601-0480



SECTION 2.        GENERAL REGULATIONS (Cont.)

2.4        Payment Arrangements and Credit Allowances (Cont.)

2.4.7        Ordering, Rating, and Billing of Access Services Where (x)  
More Than One Exchange Telephone Company is Involved  
(Cont.)

coterminous) and one end of the channel mileage is in the Telephone Company operating territory and the other end is in another Exchange Telephone Company operating territory, the Exchange Telephone Company in whose operating territory the end office is located must receive the order from the customer. In addition, the Exchange Telephone Company in whose operating territory the WATS Serving Office is located must also receive a copy of the order from the customer. Each Exchange Telephone Company will provide the portion of the Channel Mileage element in its operating territory to an inter-connection point (IP) with another Exchange Telephone Company and will bill the charges in accordance with its Access Service tariff. The rate for the Channel Mileage element will be determined as set forth in (F) following. All other appropriate charges in each Exchange Telephone Company tariff are applicable.

- (D) Except when a WATS Access Line Service is ordered as set forth in (C) preceding or (E) following, when a Special Access Service is ordered by a customer where one end of the Channel Mileage is in the Telephone Company operating territory and the other end is in another Exchange Telephone Company operating territory, either of the Exchange Telephone Companies may receive the order from the customer. In addition, the other Exchange Telephone Company must receive a copy of the order from the customer. One of the Exchange Telephone Companies will coordinate

(x)

- (x) The expiration date for meet point billing provisions has been deferred until further notice.

---

ISSUED: December 31, 1987        EFFECTIVE: August 31, 1988  
Pete Holland - Chief Financial Officer  
The Chillicothe Telephone Company  
P.O. Box 480  
Chillicothe, Ohio 45601-0480

SECTION 2.        GENERAL REGULATIONS (Cont.)

2.4        Payment Arrangements and Credit Allowances (Cont.)

2.4.7        Ordering, Rating, and Billing of Access Services Where (x)  
More Than One Exchange Telephone Company is Involved  
(Cont.)

the order as mutually agreed upon by the Exchange Telephone Companies. Each Exchange Telephone Company will provide the portion of the Channel Mileage element in its operating territory to an interconnection point (IP) with another Exchange Telephone Company and will bill the charges in accordance with its Access Service tariff. The rate for the Channel Mileage element will be determined as set forth in (F) following. All other appropriate charges in each Exchange Company tariff are applicable.

- (E) When a Special Access Service involving a Hub is ordered where one end of the Channel Mileage element is in an Exchange Telephone Company operating territory and the Hub is in another Exchange Telephone Company operating territory, the Exchange Telephone Company in whose operating territory the Hub is located must receive the order from the customer. In addition, the Exchange Telephone Companies in whose operating territory a customer premises is located must receive copies of the order from the customer. Each Exchange Telephone Company will provide the portion of the Channel Mileage element in its operating territory to an interconnection point (IP) with another Exchange Telephone Company and will bill the charges in accordance with its access service tariff. The rate for the Channel Mileage element will be determined as set forth in (F) following. All other appropriate charges in each Exchange Telephone Company tariff are applicable. (x)

(x) The expiration date for meet point billing provisions has been deferred until further notice.

SECTION 2.        GENERAL REGULATIONS (Cont.)

2.4        Payment Arrangements and Credit Allowances (Cont.)

2.4.7        Ordering, Rating, and Billing of Access Services Where  
More Than One Exchange Telephone Company is Involved  
(Cont.)

(F)        The charges for the Local Transport element and  
the rate for the Channel Mileage element for  
services provided as set forth in (B) through  
(E) preceding are derived as follows:

- (1)        For both Direct-Trunked Transport and  
Tandem-Switched Transport, determine the  
appropriate mileage by computing airline  
mileage between the two ends of the Local  
Transport Facility or the Channel Mileage.  
Determine the airline mileage for the Local  
Transport Facility charge using the V&H  
method set forth in 6.7.11 following.  
Determine the airline mileage for the Channel  
Mileage using the V&H method as set forth  
in 7.2.5 following.

- (2)        For Feature Groups A, B, C and D Tandem  
Switched Transport\*

(C)

- multiply the number of originating and  
terminating access minutes of use routed over  
the facility times the number of airline miles,  
as set forth in (a) preceding, times the BP for  
each Telephone Company, as set forth in (b)  
preceding, times the Tandem Switched Facility  
rate\*; (C)
- multiply the Tandem Switched Termination\* (C)  
Rate times the number of originating and  
terminating access minutes routed over the  
facility.
- When a tandem office is located within the  
operating territory of a Telephone Company,  
multiply the Tandem Switching\* rate times the (C)  
number of originating and terminating access  
minutes that are switched at the tandem.

\*As of July 1, 2021, the Joint Tandem Switched Transport rate element is applied per tandem to  
originating toll free minutes only, as set forth in Section 6.1.2, following, in lieu of the  
Tandem Switched Facility, Tandem Switched Termination and Tandem Switching rate elements.

ISSUED: June 16, 2021

EFFECTIVE: July 1, 2021

Pete Holland - Chief Financial Officer  
The Chillicothe Telephone Company  
P.O. Box 480  
Chillicothe, Ohio 45601-0480

SECTION 2.        GENERAL REGULATIONS (Cont.)

2.4        Payment Arrangements and Credit Allowances (Cont.)

2.4.7        Ordering, Rating, and Billing of Access Services Where  
More Than One Exchange Telephone Company is Involved  
(Cont.)

The Tandem Switched Termination rate is applied as set forth in 6.1.2(A) following. The Switched Access Nonrecurring Charges are applied. (Note: The BP is not applied to the Switched Access Tandem Switched Termination rate or any Nonrecurring Charge.)

(3) For Feature Groups A, B, C, and d Direct Trunked Transport:

- multiply the number of airline miles as set forth in (a) preceding, times the BP for each Telephone Company, times the Direct Trunked Facility rate.
- The Direct Trunked Termination rate is applied as set both in 6.1.2(A) following. The Switched Access Nonrecurring Charges are applied. (Note: The BP is not applied to either the Switched Access Direct Trunked Termination rate or any Nonrecurring Charge.)

(4) For Feature Groups A, B, C, and D.

- (D)  
|  
(D)
- When the Entrance Facility and/or Multiplexing equipment is located within the operating territory of a Telephone Company, the Entrance Facility and/or Multiplexing charge will apply.
- The Billing Percentage (BP) is not applicable to the Entrance Facility or Multiplexer. (D)

SECTION 2.        GENERAL REGULATIONS (Cont.)

2.4        Payment Arrangements and Credit Allowances (Cont.)

2.4.7        Ordering, Rating, and Billing of Access Services Where  
More Than One Exchange Telephone Company is Involved  
(Cont.)

- (5)        For Special Access Service, determine the rate for the airline mileage determined in (1) preceding using the Telephone Company's tariff. Multiply such rate by the Telephone Company's billing percentage factor and divide by 100 to obtain the Channel Mileage element charges. (T)
- (6)        Nonrecurring charges (NRCs) are not subject to jointly provided services. The Company's NRCs are developed based on Company specific operational costs and are one-time charges that apply for a company specific work activity (i.e., installation or change to an existing service), as set forth in Section 6.7.(C). Specific nonrecurring charges are set forth in Sections 7.5.5, 7.6.4, 7.7.5, and 7.8.5. (T)
- (G)        The interconnection points will be determined by the Exchange Telephone Companies involved. The billing percentage (BP) factor for the Telephone Company for the service between the two involved offices is listed in Exchange Carrier Association Tariff F.C.C. No. 4.

SECTION 2. GENERAL REGULATIONS (Cont.)

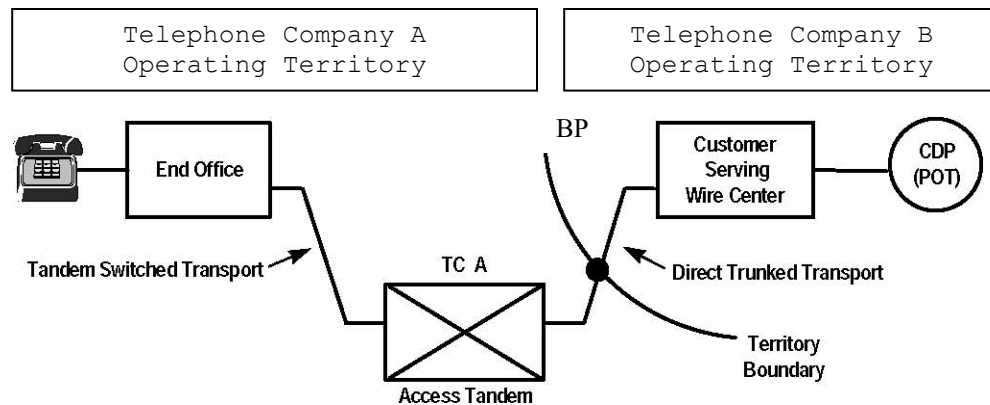
2.4 Payment Arrangements and Credit Allowances (Cont.)

2.4.7 Ordering, Rating, and Billing of Access Services Where  
More Than One Exchange Telephone Company is Involved  
(Cont.)

(H) Example - Switched Access

(1) Layout

- (a) FGD Switched Access is ordered to End Office A.
- (b) End Office A is in operating territory of Exchange Telephone Company A (ETCA).
- (c) Premises of ordering customer is in operating territory of Exchange Telephone Company B (ETCB).



*BP = Billed Percentage*

---

ISSUED: April 27, 2010      EFFECTIVE: May 10, 2010  
Pete Holland - Chief Financial Officer  
The Chillicothe Telephone Company  
P.O. Box 480  
Chillicothe, Ohio 45601-0480

SECTION 2.        GENERAL REGULATIONS (Cont.)

2.4        Payment Arrangements and Credit Allowances (Cont.)

2.4.7        Ordering, Rating, and Billing of Access Services Where  
More Than One Exchange Telephone Company is Involved  
(Cont.)

- (2)        The following example reflects the rate calculations for end office company (TC A). Rates for company (TC B) would appear in that company's access tariff.

-        Assume:

Airline miles (ALM) TC A premises to TC B Serving Wire Center = 22.1, rounded = 23.

Billing Percentage (BP)

TC A = 80%

TC B = 20%

Access Minutes (AM) = 9000

Tandem Switched Facility Rate = TSF

Tandem Switched Termination Rate = TST

Tandem Switching Rate = TS

End Office Charges = EO (D)

Direct Trunked Facility Rate = DTF (N)

Direct Trunked Termination Rate = DTT (N)

SECTION 2.        GENERAL REGULATIONS (Cont.)

2.4        Payment Arrangements and Credit Allowances (Cont.)

2.4.7        Ordering, Rating, and Billing of Access Services Where  
More Than One Exchange Telephone Company is Involved  
(Cont.)

(3)        Telephone Company A charges are:

Tandem Switched Facility charge  
= 9,000 min. x 23 mi. x 80% x TSF rate

Tandem Switched Termination charge  
= 9,000 min. x TST rate

Tandem Switching charge  
= 9,000 x TS rate

(D)

End Office Charges  
= 9,000 min. x EO rates

Direct Trunked Facility charge (N)  
= 23 miles x DTF rate x 80% (N)

Direct Trunked Termination charge (N)  
= 1 termination x DTT rate (N)



THE CHILLICOTHE TELEPHONE COMPANY  
ACCESS SERVICE

TARIFF F.C.C. NO. 1  
FOURTH REVISED PAGE 66.2  
CANCELS THIRD REVISED PAGE 66.2

SECTION 2.        GENERAL REGULATIONS (Cont.)

2.4        Payment Arrangements and Credit Allowances (Cont.)

2.4.7        Ordering, Rating, and Billing of Access Services Where  
More Than One Exchange Telephone Company is Involved  
(Cont.)

(D)

(D)

---

ISSUED: September 1, 1993                      EFFECTIVE: December 1, 1993  
Pete Holland - Chief Financial Officer  
The Chillicothe Telephone Company  
P.O. Box 480  
Chillicothe, Ohio 45601-0480

SECTION 2.        GENERAL REGULATIONS (Cont.)

2.4        Payment Arrangements and Credit Allowances (Cont.)

2.4.7        Ordering, Rating, and Billing of Access Services Where (x)  
              More Than One Exchange Telephone Company is Involved  
              (Cont.)

2.5        Connections

2.5.1        General

Equipment and Systems (i.e., terminal equipment,  
multiline terminating systems and communications  
systems) may be connected with Switched and  
Special Access Service furnished by the Telephone  
Company where such connection is made in accordance  
with the provisions specified in Technical Reference  
Publication As No. 1 and in 2.1 preceding. (x)

(x)        The expiration date for meet point billing provisions has  
              been deferred until further notice.

---

ISSUED: December 31, 1987                      EFFECTIVE: August 31, 1988  
              Pete Holland - Chief Financial Officer  
              The Chillicothe Telephone Company  
              P.O. Box 480  
              Chillicothe, Ohio 45601-0480

## 2.6 Definitions

(M)

(M)

(T)

(M)

(M)

(M)

(T)

(T)

ISSUED: October 3, 1986                      EFFECTIVE: January 1, 1987

The Chillicothe Telephone Company

P.O. Box 480

Chillicothe, Ohio 45601-0480

SECTION 2. GENERAL REGULATIONS (Cont.)

2.6 Definitions (Cont.)

Aggregator

Aggregator—Any person that, in the normal course of its operations, makes telephones available to the public or to transient users of its premises, for interstate telephone calls using a provider of operator services.

(N)  
|  
(N)

SECTION 2. GENERAL REGULATIONS (Cont.)

2.6 Definitions (Cont.)

Answer/Disconnect Supervision

The term "Answer/Disconnect Supervision" denotes the transmission of the switch trunk equipment supervisory signal (off-hook or on-hook) to the customer point of termination as an indication that the called party has answered or disconnected.

Attenuation Distortion

The term "Attenuation Distortion" denotes the difference in loss at specified frequencies relative to the loss at 1004 Hz, unless otherwise specified.

Automatic Number Identification (ANI)

The term "Automatic Number Identification" denotes the Multi-Frequency (MF) signaling parameter that identifies the billing number of the calling party.

(N)  
|  
(N)

Balance (100 Type) Test Line

The term "Balance (100 Type) Test Line" denotes an arrangement in an end office which provides for balance and noise testing.

Bit

The term "Bit" denotes the smallest unit of information in the binary system of notation.

Billing Company

The term "Billing Company" refers to the company responsible for administration and maintenance of an access billing system under a Meet Point Billing arrangement. The billing company assumes the responsibility for coordinating the resolution of billing disputes. In each instance where an adjustment is required, such billing adjustments will be rendered by the billing company with an indication of which Exchange Company's charges are being adjusted.



SECTION 2.        GENERAL REGULATIONS (Cont.)

2.6        Definitions (Cont.)

Busy Hour Minutes of Capacity (BHMC)

The term "Busy Hour Minutes of Capacity" (BHMC) denotes the customer specified maximum amount of Switched Access Service access minutes the customer expects to be handled in an end office switch during any hour in an 8:00 A.M. to 11:00 P.M. period for the Feature Group ordered. This customer furnished BHMC quantity is the input data the Telephone Company uses to determine the number of transmission paths for the Feature Group ordered.

CCS

The term "CCS" denotes a hundred call seconds which is a standard unit of traffic load that is equal to 100 seconds of usage or capacity of a group of servers (e.g., trunks).

Call

The term "Call" denotes a customer attempt for which the complete address code (e.g., 0-, 911, or 10 digits) is provided to the serving dial tone office.

Calling Party Number (CPN)

The term "Calling Party Number" denotes the SS7 signaling parameter that identifies the subscriber line number or directory number of the calling party.

(N)

(N)

Carrier Identification Code (CIC)

The term "Carrier Identification Code (CIC)" denotes a numeric code assigned by the North American Numbering Plan (NANP) Administrator for the provisioning of Feature Group B or Feature Group D Switched Access Services. The numeric code is unique to each carrier and is used by the Telephone Company to route switched access traffic to the Customer Designated Premises.

(N)

(N)

Carrier or Common Carrier

See Interexchange Carrier.

Certain material formerly found on this page now appears on Second Revised Page 70.

ISSUED: January 5, 2012

EFFECTIVE: January 20, 2012

Pete Holland - Chief Financial Officer  
The Chillicothe Telephone Company  
P.O. Box 480  
Chillicothe, Ohio 45601-0480

## 2.6 Definitions (Cont.)

(M)

(M)

The term "Channel Service Unit" denotes equipment which performs one or more of the following functions: termination of a digital facility, regeneration, of digital signals, detection and/or correction of signal format error, and remote loop back.

ISSUED: January 5, 2012 EFFECTIVE: January 20, 2012  
Pete Holland - Chief Financial Officer  
The Chillicothe Telephone Company  
P.O. Box 480  
Chillicothe, Ohio 45601-0480



SECTION 2.        GENERAL REGULATIONS (Cont.)

2.6        Definitions (Cont.)

Channelize

The term "Channelize" denotes the process of multiplexing-demultiplexing wider band-width or higher speed channels into a narrower band-width or lower speed channels.

Charge Number (CN)

The term "Charge Number" denotes the SS7 signaling parameter that identifies the billing telephone number of the calling party.

(N)  
|  
(N)

C-Message Noise

The term "C-Message Noise" denotes the frequency weighted average noise within an idle voice channel. The frequency weighting, called C-Message, is used to simulate the frequency characteristic of the 500-type telephone set and the hearing of the average subscriber.

C-Notched Noise

The term "C-Notched Noise" denotes the C-Message frequency weighted noise on a voice channel with a holding tone, which is removed at the measuring end through a notch (very narrow band) filter.

Coin Station

The term "Coin Station" denotes a location where Telephone Company equipment is provided in a public or semi-public place where Telephone Company customers can originate telephonic communications and pay the applicable charges by inserting coins into the equipment.

Common Line

The term "Common Line" denotes a line, trunk, pay telephone line or other facility provided under the general and/or local exchange service tariffs of the Telephone Company, terminated on a central office switch. A common line-residence is a line or trunk provided under the resident regulations of the general and/or local

ISSUED: January 5, 2012

EFFECTIVE: January 20, 2012

Pete Holland - Chief Financial Officer  
The Chillicothe Telephone Company  
P.O. Box 480  
Chillicothe, Ohio 45601-0480

SECTION 2.        GENERAL REGULATIONS (Cont.)

2.6        Definitions (Cont.)

Common Line (Cont.)

exchange service tariffs. A common line-business is a line provided under the business regulations of the general and/or service tariffs.

Communications Systems

The term "Communications System" denotes channels and other facilities which are capable of communications between terminal equipment provided by other than the Telephone Company.

Customer(s)

The term "Customer(s)" denotes any individual, partnership, association, joint-stock company, trust, corporation, or governmental entity or any other entity which subscribes to the services offered under this tariff, including but not limited to End Users, Interexchange Carriers (ICs) and other telecommunications carriers or providers originating or terminating Toll VoIP-PSTN Traffic.

(C)  
|  
(C)

Customer Designated Premises

The term "Customer Designated Premises" denoted the premises specified by the customer for the provision of Access Service.

SECTION 2. GENERAL REGULATIONS (Cont.)

2.6 Definitions (Cont.)

Customer Message

The term "Customer Message" used herein for Feature Group A Switched Access Service denotes a completed call over an interstate Feature Group A Switched Access Service. A completed call includes both completed calls originated to and terminated from a Feature Group A Switched Access Service. A customer message begins in the originating direction when the off-hook supervision provided by premise of the ordering customer is received by the Telephone Company recording equipment. A customer message begins in the terminating direction when answer supervision is received by Telephone Company recording equipment indicating the called party has answered. A customer message ends in the originating direction when disconnect supervision is received by Telephone Company recording equipment from the premise of the ordering customer. A customer message ends in the terminating direction when disconnect supervision is received by Telephone Company recording equipment from either the premise of the ordering customer or the called party.

The term "Customer Message" used herein for Feature Group C and D Switched Access Service denotes a completed interstate call originated by a customer's end user. A customer message begins when answer supervision from the premise of the ordering customer is received by Telephone Company recording equipment indicating that the called party has answered. A message ends when disconnect supervision is received by Telephone Company recording equipment from either the premise of the ordering customer or the customer's end user premise from which the call originated.

Issued under authority of Special Permission No. 06-0113 to withdraw the tariff materials filed under Transmittal No. 86 and reinstate the tariff materials that were currently effective.

---

ISSUED: March 23, 2006      EFFECTIVE: March 23, 2006  
Pete Holland - Chief Financial Officer  
The Chillicothe Telephone Company  
P.O. Box 480  
Chillicothe, Ohio 45601-0480

SECTION 2. GENERAL REGULATIONS (Cont.)

2.6 Definitions (Cont.)

Data Transmission (107 Type) Test Line

The term "Data Transmission (107 Type) Test Line" denotes an arrangement which provides for a connection to a signal source which provides test signals for one-way testing of data and voice transmission parameters.

Decibel (db)

The term "Decibel" denotes a unit used to express relative difference in power, usually between acoustic or electric signals, equal to ten (10) times the common logarithm of the ratio or two signal powers.

Decibel Reference Noise C-Message Weighting

The term "Decibel Reference Noise C-Message Weighting" denotes noise power measurements with C-Message Weighting in decibels relative to a reference 1000 Hz tone of 90 dB below 1 milliwatt.

Decibel Reference Noise C-Message Referenced to 0

The term "Decibel Reference Noise C-Message Referenced to 0" denotes noise power in "Decibel Reference Noise C-Message Weighting" referred to or measured at a zero transmission level point.

Dedicated Signalling Transport

The term "Dedicated Signalling Transport" denotes transport of out-of-band signaling information between an interexchange carrier or other person's common channel signaling network and a telephone company's signaling transport point on facilities dedicated to the use of a single customer.

Direct-Trunked Transport

The term "Direct-Trunked Transport" denotes transport from the serving wire center to the end office on circuits dedicated to the use of a single interexchange carrier or other person, without switching at the tandem.

(N)

(N)

(M) \*

\* Certain regulations previously found on this page can now be found on page 75.

SECTION 2.        GENERAL REGULATIONS (Cont.)

2.6        Definitions (Cont.)

Detail Billing

The term "Detail Billing" denotes the listing of each message and/or rate element for which charges to a customer are due on a bill prepared by the Telephone Company.

(M) \*  
|  
|  
(M) \*

Directory Assistance (Interstate)

The term "Directory Assistance" denotes the provision of telephone numbers by a Telephone Company operator when the operator location is accessed by a customer by dialing (NPA) + 555-1212 or 555-1212.

Dual Tone Multifrequency Address Signaling

The term "Dual Tone Multifrequency Address Signaling" denotes a type of signaling that is an optional feature of Switched Access Feature Group A. It may be utilized when Feature Group A is being used in the terminating direction (from the point of termination with the customer to the local exchange end office). An office arranged for Dual Tone Multifrequency Signaling would expect to receive address signals from the customer in the form of Dual Tone Multifrequency signals.

Echo Control

The term "Echo Control" denotes the control of reflected signals in a telephone transmission path.

Echo Path Loss (EPL)

The term "Echo Path Loss" denotes the measure of reflected signal at a 4-wire point of termination without regard to the send and receive Transmission Level Point (TLP).

\* Certain regulations on this page formerly appeared on page 74.

---

ISSUED: September 1, 1993                      EFFECTIVE: December 1, 1993  
Pete Holland - Chief Financial Officer  
The Chillicothe Telephone Company  
P.O. Box 480  
Chillicothe, Ohio 45601-0480

SECTION 2.        GENERAL REGULATIONS (Cont.)

2.6        Definitions (Cont.)

Echo Return Loss (ERL)

The term "Echo Return Loss" denotes a frequency weighted measure of return loss over the middle of the voiceband (approximately 500 to 2500 Hz), where talker echo is most annoying.

Effective 2-Wire

The term "Effective 2-Wire" denotes a condition which permits the simultaneous transmission in both directions over a channel, but it is not possible to ensure independent information transmission in both directions. Effective 2-wire channel may be terminated with 2-wire or 4-wire interfaces.

Effective 4-Wire

The term "Effective 4-Wire" denotes a condition which permits the simultaneous independent transmission of information in both directions over channel. The method of implementing effective 4-wire transmission is at the discretion of the Telephone Company (physical, time domain, frequency-domain separation or echo cancellation techniques). Effective 4-wire channel may be terminated with a 2-wire interface at a premises or central office.

★

\* Certain material previously appearing on this page now appears on original page 76.1.

---

|  |                        |
|--|------------------------|
| ISSUED: March 5, 1993                  | EFFECTIVE: May 1, 1993 |
| Pete Holland - Chief Financial Officer |                        |
| The Chillicothe Telephone Company      |                        |
| P.O. Box 480                           |                        |
| Chillicothe, Ohio 45601-0480           |                        |

## 2.6 Definitions (Cont.)

$$\begin{array}{c} (M)^* \\ | \\ (M)^* \end{array}$$

(T)

(T)  
(T)

Diagram illustrating the manifolds  $M$  and  $M^*$ . The left vertical line is labeled  $(M)$  at both ends. The right vertical line is labeled  $M^*$  at the top and has a star symbol  $*$  at the bottom.

The term "End Office" denotes the telephone company office from which the end user receives exchange service.

The term "End Office Switch" denotes a local Telephone Company switching system where Telephone Exchange Service customer station loops are terminated for purposes of interconnection to each other and to trunks.

\*Certain material formerly found on this page now appears on Fourth Revised Page 90.

SECTION 2.        GENERAL REGULATIONS    (Cont.)

## 2.6 Definitions (Cont.)

## End User

"End User" means any customer of an interstate or foreign telecommunications service that is not a carrier except that a carrier other than a telephone company shall be deemed to be an "end user" when such carrier uses a telecommunications service for administrative purposes and a person or entity that offers telecommunications services exclusively as a reseller shall be deemed to be an "end user" if all resale transmissions offered by such reseller originate on the premises of such reseller.

## Entrance Facilities

The term "Entrance Facilities" means transport from the interexchange carrier or other person's point of demarcation to the serving wire center. (N)

## Entry Switch

See First Point of Switching.

## Envelope Delay Distortion (EDD)

The term "Envelope Delay Distortion" denotes a measure of the linearity of the phase versus frequency of a channel.

### Equal Level Echo Path Loss (ELEPL)

The term "Equal Level Echo Path Loss" denotes the measure of Echo Path Loss (EPL) at a 4-wire interface which is corrected by the difference between the send and receive Transmission Level Point (TLP).

$$[ELEPL = EPL - TLP \text{ (send)} + TLP \text{ (receive)}]$$

## Expected Measured Loss (EML)

The term "Expected Measured Loss" denotes a calculated loss which specifies the end-to-end 1004 Hz transducer loss on a terminated test connection between two readily accessible manual or remote test points.





## 2.6 Definitions (Cont.)

$$\begin{array}{cc} (D) & * \\ | & | \\ (D) & * \end{array}$$

The term "First Point of Switching" denotes the first Telephone Company location at which switching occurs on the terminating path of a call proceeding from a premises to the terminating end office and, at the same time, the last Telephone Company location at which switching occurs on the originating path of a call proceeding from the originating end office to a premises.

The term "Frequency Shift" denotes the change in the frequency of a tone as it is transmitted over a channel.

The term "Grandfathered" denotes station or switching equipment directly connected to the facilities utilized to provide services under the provisions of this Tariff, and which are considered grandfathered under Part 68 of the FCC Rules and Regulations.

The term "Host Central Office" denotes an electronic switching unit containing the central call processing

ISSUED: April 21, 1987 EFFECTIVE: May 6, 1987  
Pete Holland - Chief Financial Officer  
The Chillicothe Telephone Company  
P.O. Box 480  
Chillicothe, Ohio 45601-0480

SECTION 2. GENERAL REGULATIONS (Cont.)

2.6 Definitions (Cont.)

(M)

Host Central Office (Cont.)

functions which service the Host Central Office and its Remote Line Locations.

Host Office

The term "Host Office" denotes an electronic switching system which provides call processing capabilities for one or more Remote Switching modules or Remote Switching Systems.

(M)

Hub

(N)

The term "hub" is a Telephone Company designated serving wire center at which bridging or multiplexing functions are performed. The bridging functions performed are to connect three or more customer designated premises in a multipoint arrangement. The multiplexing functions are to channelize analog or digital facilities to individual services requiring a lower capacity or band width.

(N)

Immediately Available Funds (M)

The term "Immediately Available Funds" denotes a corporate or personal check drawn on a bank account and funds which are available for use by the receiving party on the same day on which they are received and include U.S. Federal Reserve bank wire transfers, U.S. Federal Reserve notes (paper cash), U.S. coins, U.S. Postal Money Orders and New York Certificates of Deposit.

Impedance Balance

The term "Impedance Balance" denotes the method of expressing Echo Return Loss and singing Return Loss at a 4-wire interface whereby the gains and/or loss of the 4 wire portion of the transmission path, including the hybrid, are not included in the specification.

(M)

Certain regulations on this page formerly appeared on page 98.1 of the EXCHANGE CARRIER ASSOCIATION TARIFF F.C.C. NO. 1.

---

ISSUED: October 3, 1987                      EFFECTIVE: January 1, 1987  
Pete Holland - Chief Financial Officer  
The Chillicothe Telephone Company  
P.O. Box 480  
Chillicothe, Ohio 45601-0480

SECTION 2. GENERAL REGULATIONS (Cont.)

2.6 Definitions (Cont.)

(M)

Impulse Noise

The term "Impulse Noise" denotes any momentary occurrence of the noise on a channel over a specified level threshold. It is evaluated by counting the number of occurrences which exceed the threshold.

Individual Case Basis (ICB)

The term "Individual Case Basis" denotes a condition in which the regulations, if applicable, rates and charges for an offering under the provisions of this tariff are developed based on the circumstances in each case.

Inserted Connection Loss (ICL)

The term "Inserted Connection Loss" denotes the 1000 Hz power difference (in dBs) between the maximum power available at the originating end and the actual power reaching the terminating end through the inserted connection.

Installation and Repair Technician

The term "Installation and Repair Technician" denotes a Telephone Company employee who performs installation and/or repair work, including testing and trouble isolation, outside of the Telephone Company Central Office and generally at the customer's designated premises.

Interexchange Carrier (IC) or Interexchange Common Carrier

The terms "Interexchange Carrier" (IC) or "Interexchange Common Carrier" denotes any individual, partnership, association, joint-stock company, trust, governmental entity or corporation engaged for hire in interstate or foreign communication by wire or radio, between two or more exchanges.

(M)

Certain regulations on this page formerly appeared on page 99 of the EXCHANGE CARRIER ASSOCIATION TARIFF F.C.C. NO. 1.

---

ISSUED: October 3, 1986                      EFFECTIVE: January 1, 1987  
Pete Holland - Chief Financial Officer  
The Chillicothe Telephone Company  
P.O. Box 480  
Chillicothe, Ohio 45601-0480

SECTION 2.        GENERAL REGULATIONS (Cont.)

2.6        Definitions (Cont.)

Intermodulation Distortion

The term "Intermodulation Distortion" denotes a measure of the nonlinearity of a channel. It is measured using four tones, and evaluating the ratios (in dBs) of the transmitted composite four-tone signal power to the second-order products of the tones (R2), and the third-order products of the tones (R3).

Internet Protocol (IP) Signaling

The term "Internet Protocol (IP) Signaling" denotes a packet data-oriented protocol used for communicating call signaling information.

Interstate Communications

The term "Interstate Communications" denotes both interstate and foreign communications.

Intrastate Communications

The term "Intrastate Communications" denotes any communications within a state subject to oversight by a state regulatory commission as provided by the laws of the state involved.

Joint Tandem Switched Transport

The term "Joint Tandem Switched Transport" denotes the rate element accessible for the transmission of originating toll free minutes. The rate element includes both the transport between the end office and the tandem switch and the tandem switching. It does not include transport of traffic over dedicated transport facilities between the serving wire center and the tandem switching office.

(N)

(N)

Line Side Connection

The term "Line Side Connection" denotes a connection of a transmission path to the line side of a local exchange switching system.

SECTION 2. GENERAL REGULATIONS (Cont.)

2.6 Definitions (Cont.)

Local Access and Transport Area (LATA)

The term "Local Access and Transport Area" denotes a geographic area established pursuant to the Modified Final Judgment for the administration of communications service. It encompasses one or more designated exchanges, which are grouped to serve common social, economic and and other purposes.

Local Tandem Switch

The term "Local Tandem Switch" denotes a local Telephone Company facility by which local or access telephonic communications are switched to and from an End Office Switch.

Loop Around Test Line

The term "Loop Around Test Line" denotes an arrangement utilizing a Telephone Company central office to provide a means to make certain two-way transmission tests on a manual basis. This arrangement has two central office terminations, each reached by means of separate telephone numbers and does not require any specific customer premises equipment. Equipment subject to this test arrangement is at the discretion of the customer.

Loss Deviation

The term "Loss Deviation" denotes the variation of the actual loss from the designed value.

Meet Point Billing

The term "Meet Point Billing" denotes the arrangement which requires multiple Exchange Telephone Companies,

(N)  
|  
(N)

\* Certain regulations previously found on this page can now be found on page 83.1

(M) \*

ISSUED: October 2, 1987

EFFECTIVE: January 1, 1988

Pete Holland - Chief Financial Officer  
The Chillicothe Telephone Company  
P.O. Box 480  
Chillicothe, Ohio 45601-0480

SECTION 2. GENERAL REGULATIONS (Cont.)

2.6 Definitions (Cont.)

Meet Point Billing (Cont.)

involved in providing applicable access services,  
to divide the ordering, rating, and billing of such  
services on a proportional basis, so that each  
Exchange Telephone Company involved bills under its  
respective tariff.

(N)

(N)

Message

The term "Message" denotes a "call" as defined preceding.

(M) \*

(M) \*

\* Certain regulations on this page formally appeared on page 83.

ISSUED: October 2, 1987

EFFECTIVE: January 1, 1988

Pete Holland - Chief Financial Officer  
The Chillicothe Telephone Company  
P.O. Box 480  
Chillicothe, Ohio 45601-0480

SECTION 2. GENERAL REGULATIONS (Cont.)

2.6 Definitions (Cont.)

Milliwatt (102 Type) Test Line

The term "Milliwatt (102 Type) Test Line" denotes an arrangement in an end office which provides a 1004 Hz tone at 0 dBm0 for one-way transmission measurements towards the premises from the Telephone Company end office.

Multi-Frequency (MF) Signaling

The term "Multi-Frequency Signaling" denotes an in-band signaling method on which call signaling information is transmitted between network switches using the same voice-band channel used for voice.

(N)  
|  
(N)

Network Control Signaling

The term "Network Control Signaling" denotes the transmission of signals used in the telecommunications system which perform functions such as supervision (control, status, and charge signals), address signaling (e.g., dialing), calling and called number identification, rate of flow, service selection error control and audible tone signals (call progress signals indicating re-order or busy conditions, alerting, coin denominations, coin collect and coin return tones) to control the operation of the telecommunications system.

Nonbilling Company

The term "nonbilling company" denotes the company not responsible for administration and maintenance of an access billing system in a particular local under a Meet Point Billing arrangement. Nonbilling companies, however, are responsible for providing billing companies all applicable tariff information, i.e., service rates and any adjustment to those rates, on a timely basis and upon request of the billing company.

Nonsynchronous Test Line

The term "Nonsynchronous Test Line" denotes an arrangement in step-by-step end offices which provides operational

ISSUED: January 5, 2012

EFFECTIVE: January 20, 2012

Pete Holland - Chief Financial Officer  
The Chillicothe Telephone Company  
P.O. Box 480  
Chillicothe, Ohio 45601-0480



SECTION 2. GENERAL REGULATIONS (Cont.)

2.6 Definitions (Cont.)

Nonsynchronous Test Line (Cont.)

tests which are not as complete as those provided by the synchronous test lines, but can be made more rapidly.

North American Numbering Plan

The term "North American Numbering Plan" denotes a three-digit numbering plan area (NPA) code and a seven-digit telephone number made up of a three-digit central office (CO) code plus a four-digit station number.

Off-Hook

The term "Off-Hook" denotes the active condition of Switched Access or a Telephone Exchange Service line.

On-Hook

The term "On-Hook" denotes the idle condition of Switched Access or a Telephone Exchange Service Line.

Open Circuit Test Line

The term "Open Circuit Test Line" denotes an arrangement in an end office which provides an ac open circuit termination of a trunk or line by means of an indicator of several Henries.

Originating Direction

The term "Originating Direction" denotes the use of access service for the origination of calls from an End User Premises to a Customer's Premises.

(C)

SECTION 2. GENERAL REGULATIONS (Cont.)

## 2.6 Definitions (Cont.)

Pay Telephone

The term "Pay Telephone" denotes Telephone Company provided instruments and related facilities that are available to the general public for public convenience and necessity, including public and semipublic telephones, and coinless telephones.

## Phase Jitter

The term "Phase Jitter" denotes the unwanted phase variations of a signal.

### Point of Termination

The term "Point of Termination" denotes the point of demarcation within a customer-designated premises at which the Telephone Company's responsibility for the provision of Access Service ends.

## Premises

"Premises" denotes a building or buildings on continuous property (except railroad right-of-way, etc.) not separated by a public highway.

Issued under authority of Special Permission No. 06-0113 to withdraw the tariff materials filed under Transmittal No. 86 and reinstate the tariff materials that were currently effective.

ISSUED: March 23, 2006 EFFECTIVE: March 23, 2006  
Pete Holland - Chief Financial Officer  
The Chillicothe Telephone Company  
P.O. Box 480  
Chillicothe, Ohio 45601-0480

SECTION 2. GENERAL REGULATIONS (Cont.)

2.6 Definitions (Cont.)

Primary Exchange Carrier

The term "Primary Exchange Carrier" denotes the Local Exchange Telephone Company in whose exchange a customer's first point of switching (i.e., dial tone office for FGA, access tandem for FGB) is located.

Remote Switching Modules

The term "Remote Switching Modules and/or Remote Switching Systems" denotes small, remotely controlled electronic end office switches which obtain their call processing capability from an electronic Host Central Office. The Remote Switching Modules and/or Remote Switching Systems cannot accommodate direct trunks. (C)

Return Loss

The term "Return Loss" denotes a measure of the similarity between the two impedances at the junction of two transmission facilities (e.g., four- to two-wire junctions). The higher the return loss, the higher the similarity.

Registered Equipment

The term "Registered Equipment" denotes the customer's premises equipment (CPE) which comply with and have been approved within the Registration Provisions of Part 68 of the FCC Rules and Regulations.

Secondary Exchange Carrier

The term "Secondary Exchange Carrier" denotes the Local Exchange Telephone Company in whose exchange a customer's end users end office is located and where the customer's

---

ISSUED: January 5, 2012

EFFECTIVE: January 20, 2012

Pete Holland - Chief Financial Officer  
The Chillicothe Telephone Company  
P.O. Box 480  
Chillicothe, Ohio 45601-0480

SECTION 2. GENERAL REGULATIONS (Cont.)

2.6 Definitions (Cont.)

(M)

Secondary Exchange Carrier (Cont.)

first point of switching is provided by a Primary Exchange Carrier who is not the same Exchange Carrier as the Secondary Exchange Carrier.

Serving Wire Center

The term "Serving Wire Center" denotes the wire center from which the customer designated premises would normally obtain dial tone from the Telephone Company.

Seven Digit Manual Test Line

The term "Seven Digit Manual Test Line" denotes an arrangement which allows the customer to select balance, milliwatt and synchronous test lines by manually dialing a seven digit number over the associated access connection.

Shortage of Facilities or Equipment

The term "Shortage of Facilities or Equipment" denotes a condition which occurs when the Telephone Company does not have appropriate cable, switching capacity, bridging or, multiplexing equipment, etc., necessary to provide the Access Service requested by the customer.

Short Circuit Test Line

The term "Short Circuit Test Line" denotes an arrangement in an end office which provides for an ac short circuit termination of a trunk or line by means of a capacitor of at least four microfarads.

(M)

Certain regulations on this page formerly appeared on pages 103 and 104 of the EXCHANGE CARRIER ASSOCIATION TARIFF F.C.C. NO. 1.

SECTION 2. GENERAL REGULATIONS (Cont.)

2.6 Definitions (Cont.)

Signal-to-C-Notched Noise Ratio

The term "Signal-to-C-Notched Noise Ratio" denotes the ratio in dB of a test signal to the corresponding C-Notched Noise.

Singing Return Loss (SRL)

The term "Singing Return Loss" denotes the frequency weighted measure of return loss at the edges of the voiceband (200 to 500 Hz and 2500 to 3200 Hz), where singing (instability) problems are most likely to occur.

Special Order

The term "Special Order" denotes an order for a Billing and Collection Service or an order for a Directory Assistance Service.

Subtending End Office of an Access Tandem

The term "Subtending End Office of an Access Tandem" denotes an end office that has final trunk group routing through that tandem.

Synchronous Test Line

The term "Synchronous Test Line" denotes an arrangement in an end office which performs marginal operational tests of supervisory and ring-tripping functions.

Tandem-Switched Transport

The term "Tandem-Switched Transport" denotes transport from the serving wire center to the end office that is switched at a tandem switch. Tandem-switched transport consists of circuits dedicated to the use of a single interexchange carrier or other person from the serving wire center to the tandem (although this dedicated link will not exist if the serving wire center and the tandem are located in the same place) and circuits used in common by multiple interexchange carriers or other persons from the tandem to the end office.

Terminating Direction

The term "Terminating Direction" denotes the use of Access Service for the completion of calls from a Customer's premises to an End User Premises. (C)

ISSUED: January 5, 2012

EFFECTIVE: January 20, 2012

Pete Holland - Chief Financial Officer  
The Chillicothe Telephone Company  
P.O. Box 480  
Chillicothe, Ohio 45601-0480

SECTION 2. GENERAL REGULATIONS (Cont.)

2.6 Definitions (Cont.)

Toll Free Data Base Access Service

The term "Toll Free Data Base Access Service" denotes a service which uses a data base system to identify toll free access customers on a 10-digit basis. Except unless otherwise specified, Toll Free Data Base Access Services shall include the following service access Codes 800, 888, 877, 866, 855, 844, 833, and 822.

(T) (M) \*

(T)

Toll Free Data Base Access Service Query Charge-Basic

(T)

The term "Toll Free Data Base Access Service Query-Basic" denotes a query associated with a basic 800 Series Code record that does not require any complex handling, (i.e., vertical services). The 10-digit translation of the 800 Series Code number to determine the Carrier Identification Code (CIC) for an Interexchange Carrier is provided.

(T)

(T)

(T) \_

Toll Free Data Base Access Service Query Charge-Enhanced

(T)

The term "Toll Free Data Base Access Service Query Charge-Enhanced" denotes a query normally associated with an enhanced 800 Series Code record in which information is provided such as vertical services (time of day or day of week routing, POTS Translation, etc.).

(T)

(T)

(M) \*

Toll VoIP-PSTN Traffic

The term "Toll VoIP-PSTN Traffic" denotes a customer's interexchange voice traffic exchanged with the Telephone Company in Time Division Multiplexing format over PSTN facilities, which originates and/or terminates in Internet Protocol (IP) format. "Toll VoIP-PSTN Traffic" originates and/or terminates in IP format when it originates from and/or terminates to an end user customer of a service that requires IP-compatible customer premises equipment.

(M) \*\*

\* Certain material currently found on this page formerly appeared on Second Revised Page 76.1.

\*\*Certain materials formerly found on this page now appear on Original Page 90.1.

ISSUED: June 16, 2021

EFFECTIVE: July 1, 2021

Pete Holland - Chief Financial Officer  
The Chillicothe Telephone Company  
P.O. Box 480  
Chillicothe, Ohio 45601-0480

SECTION 2. GENERAL REGULATIONS (Cont.)

2.6 Definitions (Cont.)

Transmission Measuring (105 Type) Test Line/Responder

(M) \*

The term "Transmission Measuring (105 Type) Test Line/Responder" denotes an arrangement in an end office which provides far-end access to a responder and permits two-way loss and noise measurements to be made on trunks from a near end office.

Transmission Path

The term "Transmission Path" denotes an electrical path capable of transmitting signals within the range of the service offering, e.g., a voice grade transmission path is capable of transmitting voice frequencies within the approximate range of 300 to 3000 Hz. A transmission path is comprised of physical or derived facilities consisting of any form or configuration of plant typically used in the telecommunications industry.

Trunk

The term "Trunk" denotes a communications path connecting two switching systems in a network, used in the establishment of an end-to-end connection.

Trunk Group

The term "Trunk Group" denotes a set of trunks which are traffic engineered as a unit for the establishment of connections between switching systems in which all of the communications paths are interchangeable.

(M) \*

\* Certain material currently found on this page formerly appeared on Third Revised Page 90.

ISSUED: June 16, 2021

EFFECTIVE: July 1, 2021

Pete Holland - Chief Financial Officer  
The Chillicothe Telephone Company  
P.O. Box 480  
Chillicothe, Ohio 45601-0480

SECTION 2. GENERAL REGULATIONS (Cont.)

2.6 Definitions (Cont.)

Trunk Side Connection

The term "Trunk Side Connection" denotes the connection of a transmission path to the trunk side of a local exchange switching system.

Two-Wire to Four-Wire Conversion

The term "Two-Wire to Four-Wire Conversion" denotes an arrangement which converts a four-wire transmission path to a two-wire transmission path to allow a four-wire facility to terminate in a two-wire entity such as a central office switch trunk circuit or switching system.

V and H Coordinates Methods (M)

The term "V and H Coordinates Method" denotes a method of computing airline miles between two points by utilizing an established formula which is based on the vertical (V) and horizontal (H) coordinates of the two points.

WATS Serving Office

The term "WATS Serving Office" denotes a Telephone Company designated serving wire center where switching, screening and/or recording functions are performed in connection with the closed-end of WATS or WATS-type services.

Wire Center

The term "Wire Center" denotes a building in which one or more central offices, used for the provision of Telephone Exchange Services, are located.

(M)

(M)

(T)

(N)

(M)

(T)

(T)

(M)

(M)

Certain regulations on this page formerly appeared on  
pages 105 and 106 of the EXCHANGE CARRIER ASSOCIATION TARIFF  
F.C.C. NO. 1



THE CHILLICOTHE TELEPHONE COMPANY  
ACCESS SERVICE

TARIFF F.C.C. NO. 1  
ORIGINAL PAGE 92

SECTION 2.        GENERAL REGULATIONS (Cont.)

Reserved for Future Use

---

ISSUED: October 3, 1986                      EFFECTIVE: January 1, 1987  
Pete Holland - Chief Financial Officer  
The Chillicothe Telephone Company  
P.O. Box 480  
Chillicothe, Ohio 45601-0480

THE CHILLICOTHE TELEPHONE COMPANY  
ACCESS SERVICE

TARIFF F.C.C. NO. 1  
ORIGINAL PAGE 93

SECTION 2.        GENERAL REGULATIONS (Cont.)

Reserved for Future Use

---

ISSUED: October 3, 1986                      EFFECTIVE: January 1, 1987  
Pete Holland - Chief Financial Officer  
The Chillicothe Telephone Company  
P.O. Box 480  
Chillicothe, Ohio 45601-0480

THE CHILLICOTHE TELEPHONE COMPANY  
ACCESS SERVICE

TARIFF F.C.C. NO. 1  
ORIGINAL PAGE 94

SECTION 2.        GENERAL REGULATIONS (Cont.)

Reserved for Future Use

---

ISSUED: October 3, 1986                      EFFECTIVE: January 1, 1987  
Pete Holland - Chief Financial Officer  
The Chillicothe Telephone Company  
P.O. Box 480  
Chillicothe, Ohio 45601-0480

THE CHILLICOTHE TELEPHONE COMPANY  
ACCESS SERVICE

TARIFF F.C.C. NO. 1  
ORIGINAL PAGE 95

SECTION 2.        GENERAL REGULATIONS (Cont.)

Reserved for Future Use

---

ISSUED: October 3, 1986                      EFFECTIVE: January 1, 1987  
Pete Holland - Chief Financial Officer  
The Chillicothe Telephone Company  
P.O. Box 480  
Chillicothe, Ohio 45601-0480

THE CHILLICOTHE TELEPHONE COMPANY  
ACCESS SERVICE

TARIFF F.C.C. NO. 1  
ORIGINAL PAGE 96

SECTION 2.        GENERAL REGULATIONS (Cont.)

Reserved for Future Use

---

ISSUED: October 3, 1986                      EFFECTIVE: January 1, 1987  
Pete Holland - Chief Financial Officer  
The Chillicothe Telephone Company  
P.O. Box 480  
Chillicothe, Ohio 45601-0480

THE CHILLICOTHE TELEPHONE COMPANY  
ACCESS SERVICE

TARIFF F.C.C. NO. 1  
ORIGINAL PAGE 97

SECTION 2.        GENERAL REGULATIONS (Cont.)

Reserved for Future Use

---

ISSUED: October 3, 1986                      EFFECTIVE: January 1, 1987  
Pete Holland - Chief Financial Officer  
The Chillicothe Telephone Company  
P.O. Box 480  
Chillicothe, Ohio 45601-0480

THE CHILLICOTHE TELEPHONE COMPANY  
ACCESS SERVICE

TARIFF F.C.C. NO. 1  
ORIGINAL PAGE 98

SECTION 2.        GENERAL REGULATIONS (Cont.)

Reserved for Future Use

---

ISSUED: October 3, 1986                      EFFECTIVE: January 1, 1987  
Pete Holland - Chief Financial Officer  
The Chillicothe Telephone Company  
P.O. Box 480  
Chillicothe, Ohio 45601-0480

THE CHILLICOTHE TELEPHONE COMPANY  
ACCESS SERVICE

TARIFF F.C.C. NO. 1  
ORIGINAL PAGE 99

SECTION 2.        GENERAL REGULATIONS (Cont.)

Reserved for Future Use

---

ISSUED: October 3, 1986                      EFFECTIVE: January 1, 1987  
Pete Holland - Chief Financial Officer  
The Chillicothe Telephone Company  
P.O. Box 480  
Chillicothe, Ohio 45601-0480



THE CHILLICOTHE TELEPHONE COMPANY  
ACCESS SERVICE

TARIFF F.C.C. NO. 1  
ORIGINAL PAGE 100

SECTION 2.        GENERAL REGULATIONS (Cont.)

Reserved for Future Use

---

ISSUED: October 3, 1986                      EFFECTIVE: January 1, 1987  
Pete Holland - Chief Financial Officer  
The Chillicothe Telephone Company  
P.O. Box 480  
Chillicothe, Ohio 45601-0480

THE CHILLICOTHE TELEPHONE COMPANY  
ACCESS SERVICE

TARIFF F.C.C. NO. 1  
ORIGINAL PAGE 101

SECTION 2.        GENERAL REGULATIONS (Cont.)

Reserved for Future Use

---

ISSUED: October 3, 1986                      EFFECTIVE: January 1, 1987  
Pete Holland - Chief Financial Officer  
The Chillicothe Telephone Company  
P.O. Box 480  
Chillicothe, Ohio 45601-0480

THE CHILLICOTHE TELEPHONE COMPANY  
ACCESS SERVICE

TARIFF F.C.C. NO. 1  
FIRST REVISED PAGE 102  
CANCELS ORIGINAL PAGE 102

SECTION 3. CARRIER COMMON LINE ACCESS SERVICE

3.1 General

Carrier Common Line Access Service provides for the use of Telephone Company common lines by customers for access to End Users to furnish customer interstate telecommunications service.

3.2 Regulations, Rates and Charges

Regulations, Rates and Charges for Carrier Common Line Access Service are the same as those set forth in Section 3 of the NATIONAL EXCHANGE CARRIER ASSOCIATION TARIFF F.C.C. NO. 5. (T)  
(T)

The Chillicothe Telephone Company is concurring with Section 3 of the NATIONAL EXCHANGE CARRIER ASSOCIATION TARIFF F.C.C. NO. 5 per Special Permission Number 86-696. (T)  
(T)

---

ISSUED: March 11, 1994                      EFFECTIVE: April 26, 1994  
Pete Holland - Chief Financial Officer  
The Chillicothe Telephone Company  
P.O. Box 480  
Chillicothe, Ohio 45601-0480

THE CHILLICOTHE TELEPHONE COMPANY  
ACCESS SERVICE

TARIFF F.C.C. NO. 1  
FIRST REVISED PAGE 103  
CANCELS ORIGINAL PAGE 103

SECTION 4. END USER ACCESS SERVICE

4.1 General

End User Access Service provides for the use of an End User Common Line (EUCL).

4.2 Regulations, Rates and Charges

Regulations, Rates and Charges for End User Access Service are the same as those set forth in Section 4 of the NATIONAL EXCHANGE CARRIER ASSOCIATION TARIFF F.C.C. NO. 5. (T)

The Chillicothe Telephone Company is concurring with Section 4 of the NATIONAL EXCHANGE CARRIER ASSOCIATION TARIFF F.C.C. NO. 5 per Special Permission Number 86-696. (T)

---

ISSUED: March 11, 1994                      EFFECTIVE: April 26, 1994  
Pete Holland - Chief Financial Officer  
The Chillicothe Telephone Company  
P.O. Box 480  
Chillicothe, Ohio 45601-0480

SECTION 5. ORDERING OPTIONS FOR SWITCHED AND SPECIAL ACCESS SERVICE

5.1 General

(M)

This section sets forth the regulations and order related charges for Access Orders for Switched and Special Access Services. These charges are in addition to other applicable charges as set forth in other sections of this tariff.

An Access Order is an order to provide the customer with Switched Access Service or Special Access Service or to provide changes to existing services.

5.1.1 Ordering Conditions

A customer may order any number of services of the same type and between the same premises on a single Access Order. All details for services for a particular order must be identical except for those for multipoint service.

The customer shall provide all information necessary for the Telephone Company to provide and bill for the requested service. In addition to the order information required in 5.2 following, the customer must also provide:

- Customer name and premises address(es).
- Billing name and address (when different from customer name and address).
- Customer contact name(s) and telephone number(s) for the following provisioning activities: order confirmation, interactive design, installation and billing.

Orders for Feature Group A Switched Access Service shall be in lines.

Orders for Feature Group B Switched Access Service shall be in trunks.

(M)

Certain regulations on this page formerly appeared on page 123 of the EXCHANGE CARRIER ASSOCIATION TARIFF F.C.C. NO. 1.

SECTION 5. ORDERING OPTIONS FOR SWITCHED AND SPECIAL ACCESS  
SERVICE (Cont.)

5.1 General (Cont.)

5.1.1 Ordering Conditions (Cont.)

Orders for Feature Group C Switched Access Service shall be by number of busy hour minutes of capacity.

5.1.2 Provision of Other Services

- (A) Testing Service, Additional Labor, Restoration Priority and Special Facilities Routing may be ordered with an Access Order as additional features at the time the order is accepted by the Telephone Company. The rates and charges for these services will apply in addition to the ordering charges set forth in this section and the rates and charges for the Access Service with which they are associated.
- (B) With the agreement of the Telephone Company, the items listed in (A) preceding may subsequently be added to the order at any time, up to and including the service date for the Access Service. When added subsequently, charges for order modifications as set forth in 5.2.2(C) following will apply.
- (C) Additional Engineering is not an ordering option, but will be applied to an Access Order when the Telephone Company determines that Additional Engineering is necessary to accommodate a customer request. Additional Engineering will only be required as set forth in 13.1 of NATIONAL EXCHANGE CARRIER ASSOCIATION TARIFF F.C.C. No. 5. When it is required, the customer will be so notified and will be furnished with a written statement setting

SECTION 5. ORDERING OPTIONS FOR SWITCHED AND SPECIAL ACCESS  
SERVICE (Cont.)

5.1 General (Cont.)

5.1.2 Provision of Other Services (Cont.)

forth the justification for the Additional Engineering as well as an estimate of the charges. If the customer agrees to the Additional Engineering, a firm order will be established. If the customer does not want the service or facilities after being notified that Additional Engineering of Telephone Company facilities is required, the order will be withdrawn and no charges will apply. Once a firm order has been established, the total charge to the customer for the Additional Engineering may not exceed the estimated amount by more than 10 percent.

The regulations, rates and charges for Additional Engineering are set forth in 13.1 of NATIONAL EXCHANGE CARRIER ASSOCIATION TARIFF F.C.C. NO. 5 and are in addition to the regulations, rates and charges specified in this section. (T)

5.1.3 Special Construction

The regulations, rates and charges for special construction are set forth in EXCHANGE CARRIER ASSOCIATION TARIFF F.C.C. NO. 3 and are in addition to the regulations, rates and charges specified in this section.

5.2 Access Order

An Access Order is used by the Telephone Company to provide a customer Access Service as follows:

SECTION 5. ORDERING OPTIONS FOR SWITCHED AND SPECIAL ACCESS  
SERVICE (Cont.)

5.2 Access Order (Cont.)

- Switched Access Services as set forth in 6. following,
- Special Access Service as described in 7. following, and
- Other services as set forth in 5.1.2 preceding.

When ordering Switched Access service, the customer must specify whether the service is to be provided as (1) Direct Trunked Transport to the end office, (2) Direct Trunked Transport to a tandem which connects with Tandem Switched Transport from the tandem to the end office or (3) Tandem Switched Transport to the end office. When all or a portion of service is ordered as Direct Trunked Transport, the customer must specify the type and quantity of Direct Trunked Transport facility (e.g., Voice Grade or High Capacity DS1 or DS3).

The Customer must also specify the type of Entrance Facility to be used for Switched Access (e.g., Voice Grade or High Capacity). For High Capacity Entrance Facilities, the customer must specify the facility assignment and the channel assignment for each trunk.

Direct Trunked Transport is available at all tandems and at all end offices except those end offices identified in NATIONAL EXCHANGE CARRIER ASSOCIATION, INC. TARIFF F.C.C. NO. 4. as not having the capability to provide Direct Trunked Transport. Direct Trunked Transport is not available: (1) from end offices that provide equal access through a centralized equal access arrangement, capability, and (3) for originating 800/888 calls from non-Service Switching Point (SSP) equipped end offices that can no accommodate direct trunking of originating 800/888 calls. (T)

When the customer has both Tandem Switched Transport and Direct Trunked Transport at the same end office, the customer will be provided Alternate Traffic Routing as set forth in Section 6 following.

At customer request, their Local Transport may be connected to the Entrance Facility of another customer, providing the other customer requests this connection and assumes full responsibility for the cost of the Entrance Facility.



SECTION 5. ORDERING OPTIONS FOR SWITCHED AND SPECIAL ACCESS  
SERVICE (Cont.)

5.2 Access Order (Cont.)

When placing an order for Access Service, the customer shall provide, at a minimum, the following information:

- For Feature Group A Switched Access Service, the customer shall specify the number of lines and the first point of switching (i.e., dial tone office), the Local Transport options and Local Switching options desired. In addition, the customer shall specify whether the off-hook supervisory signalling is provided by the customer's equipment before the called party answers, or is forwarded by the customer's equipment when the called party answers. The customer shall also specify which lines are to be arranged in multiline hunt group arrangements and which lines are to be provided as single lines.
- For Feature Group B Switched Access Service, the customer shall specify the number of trunks and the end office when direct routing to the end office is desired or the access tandem switch when routing is desired via an access tandem switch and Local Transport options and Local Switching options desired. The customer shall also specify for terminating only access minutes, whether the trunks are to be arranged in trunk group arrangements or provided as single trunks.
- For Feature Group C and D Switched Access Service, the customer shall specify the number of busy hour minutes of capacity (BHMC) from the customer designated premises to the end office by Feature Group and by type of BHMC. This information is used

\* Certain regulations on this page formerly appeared on page 107.

---

ISSUED: September 1, 1993                      EFFECTIVE: December 1, 1993  
Pete Holland - Chief Financial Officer  
The Chillicothe Telephone Company  
P.O. Box 480  
Chillicothe, Ohio 45601-0480

SECTION 5. ORDERING OPTIONS FOR SWITCHED AND SPECIAL ACCESS  
SERVICE (Cont.)

5.2 Access Order (Cont.)

to determine the number of transmission paths as set forth in 6.5.5 following. The customer then specifies the Local Transport, Local Switching and Interim NXX Translation Options. (C)

Additionally, when Feature Group C and D Switched Access Service is ordered with the Interim NXX Translation optional feature the initial order for the Interim NXX Translation optional feature shall specify the NXX code(s) to be translated within the entire LATA or Market Area. The initial and subsequent orders to add, change, or delete Interim NXX codes shall be placed separately or in combination with orders to change Feature Group C or D Switched Access BHMC or trunks. Customer assigned NXX codes which have not been ordered will be blocked. (C)

Customers other than AT&T may, at their option, order FGD by specifying the number of trunks desired between customer designated premises and an entry switch. When ordering by trunk quantities rather than BHMC quantities to an access tandem, the customer must also provide the Telephone Company an estimate of the amount of traffic it will generate to and/or from each end office subtending the access tandem to assist the Telephone Company in its own efforts to project further facility requirements.

Special Access Service may be ordered for connection with FGA, FGB, FGC, or FGD Switched Access Services at the Telephone Company designated WATS Serving Offices (WSOs) for the provision of WATS or WATS-type Services and may be ordered separately by a customer other than the customer which orders the FGA, FGB, FGC, or FGD Switched Access Service. For the Special Access Service the customer

SECTION 5. ORDERING OPTIONS FOR SWITCHED AND SPECIAL ACCESS SERVICE  
(Cont.)

5.2 Access Order (Cont.)

shall specify the customer designated premises at which the Special Access Service terminates, the type of line (i.e., two-wire or four-wire), the type of calling (i.e., origination, terminating, or two-way) and the type of Supervisory Signaling. When the optional screening, switching and/or recording functions are not provided at the customer serving wire center, Channel Mileage, as set forth in 7.2.1 following, must be ordered between that wire center and the nearest WSO where the screening, switching and/or recording functions can be provided.

- For all Special Access Services, the customer must specify the customer designated premises or hubs involved, the type of service (e.g., Voice Grade, High Capacity, etc.), the channel interface, technical specification package and options desired. For multipoint services, the channel interface at each customer designated premises may, at the request of the customer, be different but all such interfaces shall be compatible.
- When the requested Special Access Service will be used for both state and interstate traffic, the customer must certify that the traffic consists of more than ten percent interstate traffic. (N) \*

The BHMC may be determined by the customer in the following manner. For each day (8 a.m. to 11 p.m., Monday through Friday, excluding national holidays), the customer shall determine the highest number of minutes of use for a single hour (e.g., 55 minutes in the 10-11 AM hour). The customer shall, for the same hour period (i.e., busy hour) for each of twenty consecutive business days, pick the twenty consecutive business days in a calendar year which add up to the largest number of minutes of use. Both originating and terminating

- \* Filed pursuant to the Federal Communications Commission's Decision and Order, CC Docket No. 78-72 and CC Docket No. 80-286, released July 20, 1989

Issued on not less than 30 days notice under authority of Special Permission Number 89-1026 of the Federal Communications Commission.

SECTION 5. ORDERING OPTIONS FOR SWITCHED AND SPECIAL ACCESS SERVICE  
(Cont.)

5.2 Access Order (Cont.)

minutes shall be included. The customer shall then determine the average busy hour minutes of capacity (i.e., BHMC) by dividing the largest number of minutes of use figure for the same hour period for the consecutive twenty business day period by 20. This computation shall be performed for each end office the customer wishes to serve. These determinations thus establish the forecasted BHMC for each end office.

Where the Special Access Service is exempt from the Special Access Surcharge, as set forth in 7.3 following, the customer shall furnish with the order the certification as set forth in 7.3.3 following.

5.2.1 Access Order Charge

The Access Order Charge is applied to all customer requests for new Special and Switched Access Service and Directory Assistance Service. In addition, the Access Order Charge is applicable to customer requests for additions, changes or rearrangements to existing Special and Switched Access Service and Directory Assistance Service with the following exceptions:

The Access Order Charge does not apply:

- When a Service Date Change Charge is applicable.
- When a Design Change Charge is applicable.
- To administrative changes as set forth in 6.7.1(c)(3) and 7.2.2(c)(3) following.
- When a change to a pending order does not result in the cancellation of the pending order and the issuance of a new order.
- When the Interim NXX Translation Charge is applicable.

(N)

(N)

(M) \*

(M) \*

\*Certain regulations formerly on this page have been moved to pages 110.1 and 110.2.

ISSUED: April 10, 1992

EFFECTIVE: May 25, 1992

Pete Holland - Chief Financial Officer

The Chillicothe Telephone Company

P.O. Box 480

Chillicothe, Ohio 45601-0480

SECTION 5. ORDERING OPTIONS FOR SWITCHED AND SPECIAL ACCESS SERVICE  
(Cont.)

5.2 Access Order (Cont.)

5.2.1 Access Order Charge (Cont.)

- When a Miscellaneous Service Order Charge is applicable.
- When a Presubscription Charge is applicable.
- When a Telephone Company initiated network reconfiguration requires a customer's existing access service to be reconfigured.
- When service rearrangements are necessary due to the surrendering of a Carrier Identification Code to the North American Numbering Plan Administration on or before January 1, 1993.
- When a Billing Name and Address Order Charge is applicable
- When a 900 Blocking Service charge is applicable
- Until July 1, 1994, the Telephone Company will not assess the customer any nonrecurring charges for service connection when the customer converts existing trunks from tandem-switched to direct trunk or from direct-trunk to tandem-switched or when the customer orders the disconnection of existing over-provisioned trunks as these activities relate only to network reconfiguration.
- When a customer requests a change of trunks from tandem switched transport to direct trunk transport or orders the disconnection of over-provisioned trunks, the non-recurring charges set forth in (Section 17.3.1(A)) (T) forthcoming do not apply providing:
  - The change is ordered anytime between June 17, 1997 and December 31, 1998 and
  - The change is completed no later than March 31, 1999 and
  - The orders to disconnect existing trunks and to connect the new trunks are placed at the same time.

THE CHILLICOTHE TELEPHONE COMPANY  
ACCESS SERVICE

TARIFF F.C.C. NO. 1  
THIRD REVISED PAGE 110.2  
CANCELS SECOND REVISED PAGE 110.2

SECTION 5. ORDERING OPTIONS FOR SWITCHED AND SPECIAL ACCESS SERVICE  
(Cont.)

5.2 Access Order (Cont.)

5.2.1 Access Order Charge (Cont.)

The Access Order Charge will be explained on a per order basis to each order received by the Telephone Company or copy of an order received by the Telephone Company, except by the Telephone Company applying the Interim NXX Translation charge, and is in addition to other applicable charges as set forth in this and other sections of this tariff.

An Access Order Charge will apply, on a per order per occurrence basis, for each access order occurrence described above. The applicable charge is set forth in Section 17.3.1(A).

(N)  
(N)  
(M) \*  
(M) \*

5.2.2 Access Order Service Date Intervals

The Telephone Company will provide the Access Service in accordance with the customer's requested service date, subject to the following conditions:

- The Telephone Company shall make available to all customers upon request a schedule of applicable service dates for Switched and Special Access Services and any associated and available relevant information. The schedule shall specify the applicable service date for services and the quantities of services that can be provided in the applicable service date.
- The Telephone Company will not accept orders for service dates which exceed the applicable service date by more than six months.

\*Certain charges previously found on this page can now be found on page 373.

---

ISSUED: May 17, 2004                      EFFECTIVE: June 1, 2004  
Pete Holland - Chief Financial Officer  
The Chillicothe Telephone Company  
P.O. Box 480  
Chillicothe, Ohio 45601-0480

SECTION 5. ORDERING OPTIONS FOR SWITCHED AND SPECIAL ACCESS SERVICE  
(Cont.)

5.2 Access Order (Cont.)

5.2.2 Access Order Service Date Intervals (Cont.)

- All part-time Program Audio services are subject to a service inquiry. A service inquiry is a request to the Telephone Company to determine if facilities exist to provide the service ordered and to determine the service date on which service can be provided to the customer.
- Access Services will be installed during Telephone Company business days. If a customer requests that installation be done outside of scheduled work hours, and the Telephone Company agrees to this request, the customer will be subject to applicable Additional Labor charges as set forth in 13.2.6(A) of the NATIONAL EXCHANGE CARRIER ASSOCIATION TARIFF (T)  
F.C.C. NO. 5. (T)

5.2.3 Miscellaneous Service Order Charge

A Miscellaneous Service Order Charge applies to any service, or combination of services ordered simultaneously from Section 11. of the Tariff for which a service order is not already pending (with the exception of Presubscription, Billing Name and (S)  
Address Service, and 900 Blocking Service which do (S)  
not have the charge applied).

Section 11 concurs with Section 13 of the EXCHANGE CARRIER ASSOCIATION TARIFF, per Special Permission Number 86-696.

SECTION 5. ORDERING OPTIONS FOR SWITCHED AND SPECIAL ACCESS SERVICE  
(Cont.)

5.2 Access Order (Cont.)

5.2.3 Miscellaneous Service Order Charge (Cont.)

The Miscellaneous Service Order Charge is an administrative charge designed to compensate for the expenses associated with the service order issuance. The charge always applies to the following services since a pending service order would not exist:

- Overtime Repair (13.2.2),
- Standby Repair (13.2.3),
- Testing and Maintenance with Other Telephone Companies other than when in conjunction with Acceptance Testing (13.2.4),
- Other Labor (13.2.5),
- Maintenance of Service (13.3.2)

The Miscellaneous Service Order Charge will also apply to the following services if they are ordered subsequent to the initial installation of the associated access service, thereby necessitating the issuance of another service order:

- Telecommunications Service Priority (13.3.3),
  - Controller Arrangement [13.3.4(A)],
  - Orders adding or removing International Blocking Service that are placed subsequent to the initial installation of the associated exchange line(s) or trunk(s).
- (N)  
|  
(N)

The charge does not apply to the following services since there would exist a pending service order:

- Additional Engineering (13.1),
- Overtime Installation (13.2.1),
- Standby Acceptance Testing (13.2.3),
- Testing and Maintenance with Other Telephone Companies when in conjunction with Acceptance Testing (13.2.4),
- Additional Cooperative Acceptance Testing [13.3.1(A) (1) and 13.3.1(B) (1)].

(M) \*  
| |  
(M) \*

\* Certain regulations previously found on this page can now be found on page 111.2



SECTION 5. ORDERING OPTIONS FOR SWITCHED AND SPECIAL ACCESS SERVICE  
(Cont.)

5.2 Access Order (Cont.)

5.2.3 Miscellaneous Service Order Charge (Cont.)

A Miscellaneous Service Order Charge will apply, on a per order per occurrence basis. Applicable charge is set forth in Section 17.3.1(B).

(T)

(M) \*

(M) \*

5.2.4 Access Order Modifications

The customer may request a modification of its Access Order prior to the service date. The Telephone Company will make every effort to accommodate a requested modification when it is able to do so with the normal work force assigned to complete such an order within normal business hours. If the modification cannot be made with the normal work force during normal business hours the Telephone Company will notify the customer. If the customer still desires the Access Order modification the Telephone Company will schedule a new service date. All charges

\*Certain regulations and charges previously found on this page can now be found on page 373.

ISSUED: May 17, 2004

EFFECTIVE: June 1, 2004

Pete Holland - Chief Financial Officer

The Chillicothe Telephone Company

P.O. Box 480

Chillicothe, Ohio 45601-0480

#### 5.2.4 Access Order Modifications (Cont.)

If order modifications are necessary to satisfy the transmission performance for a Special Access Service ordered by a customer, these changes will be made without order modification charges being incurred by the customer.

|     |  |     |
|-----|--|-----|
| (A) | Service Date Change Charge/Dispatch Charge | (C) |
|-----|--|-----|

The customer may request a change of service date on a pending Access Order prior to the service date. A change of service date is a change of the scheduled service date by the customer to either an earlier date or a later date which does not exceed 30 calendar days from the original service date.

If the customer's request can be accommodated without delaying the service dates for orders of other customers, the service date will be changed and the Service Date Change Charge applied to the order.

If the service date is changed to an earlier date, and the Telephone Company determines

SECTION 5. ORDERING OPTIONS FOR SWITCHED AND SPECIAL ACCESS  
SERVICE (Cont.)

5.2 Access Order (Cont.)

5.2.4 Access Order Modifications (Cont.)

(A) Service Date Change Charge/Dispatch Charge (Cont.) (C)

additional labor or extraordinary costs are necessary to meet the earlier service date requested by the customer, the customer will be notified by the Telephone Company that Expedited Order Charges as set forth in (D) following apply. Such charges will apply in addition to the Service Date Change Charge.

If the requested service date exceeds 30 calendar days following the original service date, and the Telephone Company determines that the customer's request can be accommodated, the Telephone Company will cancel the original order and apply the Cancellation Charges as set forth in 5.2.3 following. A new Access Order with the new service date will be issued. The Service Date change charge will not apply.

If the service date is changed due to a Design Change as set forth in (C) following, the Service Date Change Charge will apply.

(M)  
|  
(M)

Certain regulations previously found on this page can now be found on page 113.1

SECTION 5. ORDERING OPTIONS FOR SWITCHED AND SPECIAL ACCESS  
SERVICE (Cont.)

5.2 Access Order (Cont.)

5.2.4 Access Order Modifications (Cont.)

(A) Service Date Change Charge/Dispatch Charge (Cont.)

Failure to notify, as noted below, the Telephone Company prior to the original service date to request a different service date will result in the application of a Service Date Change Dispatch Charge for installation, moves and rearrangement of services. If a Telephone Company technician is dispatched to the customer's premise on the scheduled service date and the customer is not ready to accept service or the customer has failed to notify the Telephone Company before 3:00 PM (EST) on the business day prior to the scheduled service date that the service date needs to be changed, a Service Date Change Dispatch Charge will apply.

A Service Date Change Charge will apply, on a per order per occurrence basis, for each service date changed. The applicable charge is set forth in Section 17.3.1(C).

(T)

(M) \*

(M) \*

A Service Date Change Dispatch Charge will apply per occurrence when a technician is dispatched to the customer's premises and the customer is not ready for service. The applicable charge is set forth in Section 17.3.1(D).

(T)

(M) \*

(M) \*

\* Certain regulations and charges previously found on this page can now be found on page 373.

ISSUED: May 17, 2004

EFFECTIVE: June 1, 2004

Pete Holland - Chief Financial Officer

The Chillicothe Telephone Company

P.O. Box 480

Chillicothe, Ohio 45601-0480

SECTION 5. ORDERING OPTIONS FOR SWITCHED AND SPECIAL ACCESS SERVICE (Cont.)

5.2 Access Order (Cont.)

5.2.4 Access Order Modifications (Cont.) (T)

(B) Partial Cancellation Charge

Any decrease in the number of ordered Special Access Service Channels or Switched Access Service lines, trunks, or busy hour minutes of capacity will be treated as a partial cancellation and the charges as set forth in 5.2.3(B) following will apply.

(C) Design Change Charges

The customer may request a design change to the service ordered. A design change is any change to an Access Order which requires engineering review. An engineering review is a review by Telephone Company personnel, of the services ordered and/or requested changes to determine what design changes in the Telephone Company's facilities, if any, are necessary to meet the customer's request. A design change may include the cancellation or addition of optional features, functions, and type terminations. Design changes do not include a change of premises, end office switch, Feature Group type or Special Access Service Channel type. Changes of this nature will require the issuance of a new order and the cancellation of the original order, with appropriate cancellation charges as applied.

The Telephone Company will review the requested change, notify the customer whether the change can be accommodated and specify if a new

SECTION 5. ORDERING OPTIONS FOR SWITCHED AND SPECIAL ACCESS  
SERVICE (Cont.)

5.2 Access Order (Cont.)

5.2.4 Access Order Modifications (Cont.)

(C) Design Change Charges (Cont.)

service date is required. If the customer authorizes the Telephone Company to proceed with the design change, a Design Change Charge will apply in addition to the charge for Additional Engineering as set forth in 13.1.1 of NATIONAL EXCHANGE CARRIER ASSOCIATION TARIFF F.C.C. NO. 5. If a change of service date is required, the Service Date Change Charge as set forth in (A) preceding will also apply.

The Design Change Charge will apply on a per order, per occurrence basis, for each order requiring a design change. The applicable charge is set forth in Section 17.3.1(E).

(D) Expedited Order Charge and Expedited Circuit Charge

A customer may request a service date that is prior to the applicable service date. The request for an earlier service date may occur prior to the issuance of an order or after the order has been issued but prior to the service date. If the Telephone Company determines that the service can be provided on the requested date and that additional labor cost or extraordinary costs are required to meet the requested service date, the customer will be notified and will be provided with an estimate of the additional charges involved. Such additional charges

Issued under authority of Special Permission No. 04-076 to withdraw the tariff materials filed under Transmittal No. 83 and reinstate the tariff materials that are currently effective.

ACCESS SERVICE

FIRST REVISED PAGE 115.1  
CANCELS ORIGINAL PAGE 115.1

Issued under authority of Special Permission No. 04-076 to withdraw the tariff materials filed under Transmittal No. 83 and reinstate the tariff materials that are currently effective.

---

ISSUED: November 17, 2004                      EFFECTIVE: November 18, 2004  
Pete Holland - Chief Financial Officer  
The Chillicothe Telephone Company  
P.O. Box 480  
Chillicothe, Ohio 45601-0480

THE CHILLICOTHE TELEPHONE COMPANY  
ACCESS SERVICE

TARIFF F.C.C. NO. 1  
FIRST REVISED PAGE 115.2  
CANCELS ORIGINAL PAGE 115.2

Issued under authority of Special Permission No. 04-076 to withdraw the tariff materials filed under Transmittal No. 83 and reinstate the tariff materials that are currently effective.

ISSUED: November 17, 2004

EFFECTIVE: November 18, 2004

Pete Holland - Chief Financial Officer

The Chillicothe Telephone Company

P.O. Box 480

Chillicothe, Ohio 45601-0480



TARIFF F.C.C. NO. 1  
THIRD REVISED PAGE 116  
CANCELS SECOND REVISED PAGE 116

## 5.2 Access Order (Cont.)

## (D) Expedited Order Charge (Cont.)

To calculate the additional labor charges, the Telephone Company will, upon customer authorization to incur such extra costs, keep track of the additional labor hours used to meet the request and will bill the customer according to the applicable rate detailed in 13.2.6(A) of NATIONAL EXCHANGE CARRIER ASSOCIATION TARIFF F.C.C. NO. 5.

When the request for expediting occurs subsequent to the issuance of the Access Order, a Service Date Change Charge as set forth in (A) preceding also applies.

(A) A customer may cancel an Access Order for the installation of service on any date prior to the service date. The cancellation date

ISSUED: March 11, 1994 EFFECTIVE: April 26, 1994  
Pete Holland - Chief Financial Officer  
The Chillicothe Telephone Company  
P.O. Box 480  
Chillicothe, Ohio 45601-0480

SECTION 5. ORDERING OPTIONS FOR SWITCHED AND SPECIAL ACCESS SERVICE  
(Cont.)

5.2 Access Order (Cont.)

5.2.5 Cancellation of an Access Order (Cont.) (T)

is the date the Telephone Company receives written or verbal notice from the customer that the order is to be cancelled. The verbal notice must be followed by written confirmation within 10 days.

If a customer or customer's end user is unable to accept Access Service within 30 days of the original service date, the Access Order shall be considered cancelled and charges as set forth in (B) following will apply or, at the option of the customer, billing for the service will commence. In such instances, the cancellation date or billing date, depending on which option is selected by the customer shall be the 31st day beyond the original service date of the Access Order.

(B) When a customer cancels an Access Order for the installation of service, a Cancellation charge will apply as follows:

- (1) Installation of Switched or Special Access Service facilities is considered to have started when the Telephone Company incurs any cost in connection therewith or in preparation thereof which would not otherwise have been incurred.
- (2) Where the customer cancels an Access Order prior to the start of installation

SECTION 5. ORDERING OPTIONS FOR SWITCHED AND SPECIAL ACCESS SERVICE  
(Cont.)

5.2 Access Order (Cont.)

5.2.5 Cancellation of an Access Order (Cont.) (T)

of access facilities, no charges shall apply.

(3) Where installation of access facilities has been started prior to the cancellation, the charges specified in (a) or (b) following, whichever is lower, shall apply.

(a) A charge equal to the costs incurred in such installation, less estimated net salvage. Such charge is determined as detailed in (4) following.

(b) The charge for the minimum period of Switched or Special Access Service ordered by the customer.

(4) Charges applicable as specified in (3) (a) preceding include the nonrecoverable cost of equipment and material ordered, provided or used, plus the nonrecoverable cost of installation and removal including the costs of engineering, labor, supervision, transportation, rights-of-way and other associated costs.

(C) When a customer cancels an order for the discontinuance of service, no charges apply for the cancellation.

(D) If the Telephone Company misses a service date by more than 30 days due to

SECTION 5. ORDERING OPTIONS FOR SWITCHED AND SPECIAL ACCESS  
SERVICE (Cont.)

5.2 Access Order (Cont.)

5.2.5 Cancellation of an Access Order (Cont.)

circumstances over which it has direct control (excluding, e.g., acts of God, Governmental requirements, work stoppages, or civil commotions), the customer may cancel the access order without incurring cancellation charges.

5.2.6 Selection of Facilities for Access Orders

- (A) When there are High Capacity facilities to a hub on order or in service for a customer's use, the customer may request a specific channel or transmission path be used to provide the Switched or Special Access Service requested in an Access Order. The Telephone Company will make a reasonable effort to accommodate the customer request.
- (B) For all other Access orders, the option to request a specific transmission path or channel is not provided except as provided for under Special Facilities Routing as set forth in 11 of NATIONAL EXCHANGE CARRIER ASSOCIATION TARIFF F.C.C. NO. 5.

5.2.7 Minimum Period

- (A) The minimum period for which Access Service is provided and for which charges are applicable is one month except for those usage rate services set forth in Section 6. (Switched Access Service) and 9. (Directory Assistance Service) and those services set forth in 6 (Switched Access High Capacity DS3 Entrance Facility and High Capacity DS3 Direct Trunked Transport), and Section 7 (High Capacity DS1 and DS3 Service), or as otherwise specified.

Issued under authority of Special Permission No. 06-0113 to withdraw the tariff materials filed under Transmittal No. 86 and reinstate the tariff materials that were currently effective.

ISSUED: March 23, 2006

EFFECTIVE: March 23, 2006

Pete Holland - Chief Financial Officer

The Chillicothe Telephone Company

P.O. Box 480

Chillicothe, Ohio 45601-0480

SECTION 5. ORDERING OPTIONS FOR SWITCHED AND SPECIAL ACCESS  
SERVICE (Cont.)

5.2 Access Order (Cont.)

5.2.7 Minimum Period (Cont.)

(A) (Cont.)

The minimum period for which service is provided and for which rates and charges are applicable for a Specialized Service or Arrangement provided on an individual case basis as set forth in Section 12. following, is one month unless a different minimum period is established with the individual case filing.

When a service is discontinued prior to the expiration of the minimum period, charges are applicable, whether the service is used or not, as follows:

(A) When a service with a one month minimum period is discontinued prior to the expiration of the minimum period, a one month charge will apply at the rate level in effect at the time service is discontinued.

(B) When a service with a minimum period greater than one month is discontinued prior to the expiration of the minimum period, except for DS3 monthly service when provided, the applicable charge will be the lesser of (1) the Telephone Company's total nonrecoverable costs less the net salvage value for the discontinued service or (2) the total monthly charges, at the rate level in effect at the time service is discontinued, for the remainder of the minimum period.

Issued under authority of Special Permission No. 06-0113 to withdraw the tariff materials filed under Transmittal No. 86 and reinstate the tariff materials that were currently effective.

---

ISSUED: March 23, 2006

EFFECTIVE: March 23, 2006

Pete Holland - Chief Financial Officer

The Chillicothe Telephone Company

P.O. Box 480

Chillicothe, Ohio 45601-0480

SECTION 5. ORDERING OPTIONS FOR SWITCHED AND SPECIAL ACCESS  
SERVICE (Cont.)

5.2 Access Order (Cont.)

5.2.7 Minimum Period (Cont.)

- (C) The minimum period for part-time Program Audio Special Access Services is one day even though the service will be provided only for the duration of the event specified on the order (e.g., one half hour, two hours, five hours, etc.).

5.2.8 Minimum Period Charges

When Access Service is disconnected prior to the expiration of the minimum period, charges are applicable for the remaining months and/or fraction thereof of the minimum period. A disconnect constitutes facilities being returned to available inventory.

The Minimum Period Charge for monthly billed services will be determined as follows:

- (A) For Switched Access Service, the charge for each month and/or fraction thereof is equal to the applicable minimum monthly rates for the capacity as set forth in 6.7.3 following. The minimum period is one month.
- (B) For Special Access Service, the charge for each month and/or fraction thereof is the applicable monthly rates for the appropriate channel type as set forth in Section 17.2 following. The minimum period is one month.

(T)

SECTION 5. ORDERING OPTIONS FOR SWITCHED AND SPECIAL ACCESS  
SERVICE (Cont.)

5.2 Access Order (Cont.)

5.2.8 Minimum Period Charges (Cont.)

The Minimum Period Charge for part-time Program Audio Services is the applicable daily rate for the appropriate channel type as set forth in 7.6 following.

5.2.9 Shared Use Facilities

Shared Use (i.e., Switched and Special Access Services provided over the same High Capacity facilities) is allowed. Shared use facilities to a hub will be ordered and provided as Special Access Service. While shared use is allowed, individual services utilizing these facilities must be ordered as Switched Access Service or Special Access Service. When placing the order for the individual service(s), the customer must specify a channel assignment for each service ordered.

5.2.10 Access Orders For Services Provided By More Than One  
Telephone Company

- (A) Access Services provided by more than one Telephone Company are services where one end of the Local Transport, Directory Transport or Channel Mileage element is in the operating territory of one Telephone Company and the other end of the element is in the operating territory of a different Telephone Company or where the Interim NXX Translation service and the end office are not provided by the same Telephone Company. (C)

SECTION 5. ORDERING OPTIONS FOR SWITCHED AND SPECIAL ACCESS  
SERVICE (Cont.)

5.2 Access Order (Cont.)

5.2.10 Access Orders For Service Provided By More Than One  
Telephone Company (Cont.) (T)

The ordering procedure for this service is dependent upon the billing arrangement, as set forth in 2.4.7 preceding, to be used (X)  
by the Telephone Companies involved in providing the Access Service. The Telephone Company will notify the customer that the Multiple Company Billing procedures apply.

(x) The expiration date for meet point billing provisions has been deferred until further notice.

ISSUED: April 10, 1992

EFFECTIVE: May 25, 1992

Pete Holland - Chief Financial Officer

The Chillicothe Telephone Company

P.O. Box 480

Chillicothe, Ohio 45601-0480



THE CHILLICOTHE TELEPHONE COMPANY  
ACCESS SERVICE

TARIFF F.C.C. NO. 1  
SECOND REVISED PAGE 123  
CANCELS FIRST REVISED PAGE 123

SECTION 5. ORDERING OPTIONS FOR SWITCHED AND SPECIAL ACCESS  
SERVICE (Cont.)

5.2 Access Order (Cont.)

5.2.10 Access Orders For Services Provided By More Than One (T)  
Telephone Company (Cont.)

- (1) Multiple Company (Interconnection Point)  
Billing

Each Telephone Company will provide its  
portion of the Access Service within its

---

ISSUED: April 10, 1992

EFFECTIVE: May 25, 1992

Pete Holland - Chief Financial Officer  
The Chillicothe Telephone Company  
P.O. Box 480  
Chillicothe, Ohio 45601-0480

SECTION 5. ORDERING OPTIONS FOR SWITCHED AND SPECIAL ACCESS  
SERVICE (Cont.)

5.2 Access Order (Cont.)

5.2.10 Access Orders For Services Provided By More Than (T)  
One Telephone Company (Cont.)

(1) Multiple Company (Interconnection Point)  
Billing (Cont.)

operating territory to an interconnection point(s) (IP) with the other Telephone Company(s). The interconnection point(s) and billing percentages will be determined by the Telephone Companies involved in providing the Access Service and listed in EXCHANGE CARRIER ASSOCIATION TARIFF F.C.C. NO. 4. Each Telephone Company will bill the customer for its portion of the services as set forth in 2.4.7(A-H). All other appropriate charges in each Telephone Company tariff are applicable.

- (a) For Feature Group A Switched Access Services, the customer must place an order with the Telephone Company in whose territory the first point of switching is located (i.e., FGA - dial tone office, FGB - access tandem or end office). In addition, the Exchange Telephone Company in whose operating territory the customer point of termination is located must also receive a copy of the order from the customer.

SECTION 5. ORDERING OPTIONS FOR SWITCHED AND SPECIAL ACCESS  
SERVICE (Cont.)

5.2 Access Order (Cont.)

5.2.10 Access Orders For Services Provided By More Than (T)  
One Telephone Company (Cont.)

- (b) For Feature Group B Switched Access Service ordered to an end office, the Exchange Telephone Company in whose operating territory the end office is located must receive the order from the customer. In addition, the Exchange Telephone Company in whose operating territory the customer point of termination is located must also receive a copy of the order from the customer.
- (c) For Feature Group B Switched Access Service ordered to an access tandem, the Exchange Telephone Company in whose operating territory the access tandem is located must receive the order from the customer. In addition, the Exchange Telephone Company in whose operating territory the customer point of termination is located must also receive a copy of the order from the customer.
- (d) For Feature Group C and D Switched Access Services, the customer must place an order with the Telephone Company in whose territory the end office is located. In addition, the Exchange Telephone Company in whose operating territory the customer point of termination is located must also receive a copy of the order from the customer. Customers other

SECTION 5. ORDERING OPTIONS FOR SWITCHED AND SPECIAL ACCESS  
SERVICE (Cont.)

5.2 Access Order (Cont.)

5.2.10 Access Orders For Services Provided By More Than (T)  
One Telephone Company (Cont.)

(1) Multiple Company (Interconnection Point)  
Billing (Cont.)

than AT&T may, at their option, order FGD to the access tandem, When ordered to the access tandem, and the access tandem and the end office are not in the same Telephone Company operating territory, the customer must also supply a copy of the order to each additional Telephone Company subtending the access tandem.

(e) Customers ordering Special Access Service to be interconnected with Switched Access Services at Telephone Company designated WATS Serving Offices for the provision of WATS or WATS-type Services must place an order with each Telephone Company in whose territory the end office and the WATS Serving Office are located, if they are not co-located.

(f) Except for Special Access Service as set forth in (e) above or as set forth in (g) below, the customer may place the order for a Special Access Service with either Exchange Telephone Company. In addition, the

SECTION 5. ORDERING OPTIONS FOR SWITCHED AND SPECIAL ACCESS SERVICE  
(Cont.)

5.2 Access Order (Cont.)

5.2.10 Access Orders For Services Provided By More Than  
One Telephone Company (Cont.)

(1) Multiple Company (Interconnection Point)  
Billing (Cont.)

other Exchange Telephone Company  
must receive a copy of the order  
from the customer.

- (g) For Special Access Service  
involving a hub(s) the customer  
must place the order with the  
Telephone Company in whose  
territory the hub(s) is located.  
In addition, the Exchange Telephone  
Companies in whose operating territory  
a customer premises is located  
must receive copies of the order from  
the customer.
- (h) For Directory Assistance Service,  
the customer must place an order  
with the Telephone Company in whose  
operating territory the Directory  
Assistance Location is located. In  
addition, the Exchange Telephone  
Companies not providing the  
Directory assistance Location must  
receive copies of the order from  
the customer.
- (i) For initiation, additions, changes  
or deletions to the Interim NXX (C)  
NXX code(s), the customer must  
place an order with the Telephone  
Company who provides the Interim  
NXX Translation. The customer must (C)  
also provide a copy of the order  
to the Telephone Companies subtending  
the Interim NXX Translation office. (C)

SECTION 5. ORDERING OPTIONS FOR SWITCHED AND SPECIAL ACCESS SERVICE  
(Cont.)

5.2 Access Order (Cont.)

5.2.10 Access Orders For Services Provided By More Than (T)  
One Telephone Company (Cont.)

(B) When FGA is ordered in a multi-Telephone Company provided Extended Area Service area, or FGB is ordered in a multi-Telephone Company access tandem arrangement the customer must provide a copy of the order to all Secondary Exchange Carriers. Each Exchange Carrier will bill as set forth in 2.4.7 preceding.

5.2.11 Customer Specification of Feature Group (T)  
Directionality

The Telephone Company will work cooperatively with the directionality of the trunk group (i.e., originating, terminating or two-way) in lieu of Telephone Company specification. This option is provided with all available feature groups. This option is free of charge at the time the access order is made. Changes in directionality after service is effective will incur charges as detailed in 5.2.2(C) prior.

THE CHILLICOTHE TELEPHONE COMPANY  
ACCESS SERVICE

TARIFF F.C.C. NO. 1  
ORIGINAL PAGE 128

SECTION 5. ORDERING OPTIONS FOR SWITCHED AND SPECIAL ACCESS SERVICE  
(Cont.)

Reserved for Future Use

---

ISSUED: October 3, 1986                      EFFECTIVE: January 1, 1987  
Pete Holland - Chief Financial Officer  
The Chillicothe Telephone Company  
P.O. Box 480  
Chillicothe, Ohio 45601-0480

THE CHILLICOTHE TELEPHONE COMPANY  
ACCESS SERVICE

TARIFF F.C.C. NO. 1  
ORIGINAL PAGE 129

SECTION 5. ORDERING OPTIONS FOR SWITCHED AND SPECIAL ACCESS SERVICE  
(Cont.)

Reserved for Future Use

---

ISSUED: October 3, 1986                      EFFECTIVE: January 1, 1987  
Pete Holland - Chief Financial Officer  
The Chillicothe Telephone Company  
P.O. Box 480  
Chillicothe, Ohio 45601-0480



THE CHILLICOTHE TELEPHONE COMPANY  
ACCESS SERVICE

TARIFF F.C.C. NO. 1  
ORIGINAL PAGE 130

SECTION 5. ORDERING OPTIONS FOR SWITCHED AND SPECIAL ACCESS SERVICE  
(Cont.)

Reserved for Future Use

---

ISSUED: October 3, 1986                      EFFECTIVE: January 1, 1987  
Pete Holland - Chief Financial Officer  
The Chillicothe Telephone Company  
P.O. Box 480  
Chillicothe, Ohio 45601-0480

THE CHILLICOTHE TELEPHONE COMPANY  
ACCESS SERVICE

TARIFF F.C.C. NO. 1  
ORIGINAL PAGE 131

SECTION 5. ORDERING OPTIONS FOR SWITCHED AND SPECIAL ACCESS SERVICE  
(Cont.)

Reserved for Future Use

---

ISSUED: October 3, 1986                      EFFECTIVE: January 1, 1987  
Pete Holland - Chief Financial Officer  
The Chillicothe Telephone Company  
P.O. Box 480  
Chillicothe, Ohio 45601-0480

THE CHILLICOTHE TELEPHONE COMPANY  
ACCESS SERVICE

TARIFF F.C.C. NO. 1  
ORIGINAL PAGE 132

SECTION 5. ORDERING OPTIONS FOR SWITCHED AND SPECIAL ACCESS SERVICE  
(Cont.)

Reserved for Future Use

---

ISSUED: October 3, 1986                      EFFECTIVE: January 1, 1987  
Pete Holland - Chief Financial Officer  
The Chillicothe Telephone Company  
P.O. Box 480  
Chillicothe, Ohio 45601-0480

THE CHILLICOTHE TELEPHONE COMPANY  
ACCESS SERVICE

TARIFF F.C.C. NO. 1  
ORIGINAL PAGE 133

SECTION 5. ORDERING OPTIONS FOR SWITCHED AND SPECIAL ACCESS SERVICE  
(Cont.)

Reserved for Future Use

---

ISSUED: October 3, 1986                      EFFECTIVE: January 1, 1987  
Pete Holland - Chief Financial Officer  
The Chillicothe Telephone Company  
P.O. Box 480  
Chillicothe, Ohio 45601-0480

THE CHILLICOTHE TELEPHONE COMPANY  
ACCESS SERVICE

TARIFF F.C.C. NO. 1  
ORIGINAL PAGE 134

SECTION 5. ORDERING OPTIONS FOR SWITCHED AND SPECIAL ACCESS SERVICE  
(Cont.)

Reserved for Future Use

---

ISSUED: October 3, 1986                      EFFECTIVE: January 1, 1987  
Pete Holland - Chief Financial Officer  
The Chillicothe Telephone Company  
P.O. Box 480  
Chillicothe, Ohio 45601-0480

THE CHILLICOTHE TELEPHONE COMPANY  
ACCESS SERVICE

TARIFF F.C.C. NO. 1  
ORIGINAL PAGE 135

SECTION 5. ORDERING OPTIONS FOR SWITCHED AND SPECIAL ACCESS SERVICE  
(Cont.)

Reserved for Future Use

---

ISSUED: October 3, 1986                      EFFECTIVE: January 1, 1987  
Pete Holland - Chief Financial Officer  
The Chillicothe Telephone Company  
P.O. Box 480  
Chillicothe, Ohio 45601-0480

THE CHILLICOTHE TELEPHONE COMPANY  
ACCESS SERVICE

TARIFF F.C.C. NO. 1  
ORIGINAL PAGE 136

SECTION 5. ORDERING OPTIONS FOR SWITCHED AND SPECIAL ACCESS SERVICE  
(Cont.)

Reserved for Future Use

---

ISSUED: October 3, 1986                      EFFECTIVE: January 1, 1987  
Pete Holland - Chief Financial Officer  
The Chillicothe Telephone Company  
P.O. Box 480  
Chillicothe, Ohio 45601-0480

THE CHILLICOTHE TELEPHONE COMPANY  
ACCESS SERVICE

TARIFF F.C.C. NO. 1  
ORIGINAL PAGE 137

SECTION 5. ORDERING OPTIONS FOR SWITCHED AND SPECIAL ACCESS SERVICE  
(Cont.)

Reserved for Future Use

---

ISSUED: October 3, 1986                      EFFECTIVE: January 1, 1987  
Pete Holland - Chief Financial Officer  
The Chillicothe Telephone Company  
P.O. Box 480  
Chillicothe, Ohio 45601-0480



SECTION 6. SWITCHED ACCESS SERVICE

6.1 General

Switched Access Service, which is available to customers for their use in furnishing their services to end users, provides a two-point electrical communications path between a customer's designated premises and an end user's premises. It provides for the use of common terminating, switching and trunking facilities and for the use of common subscriber plant of the Telephone Company. Switched Access Service provides for the ability to originate calls from an end user's premises to a customer's designated premises, and to terminate calls from a customer's designated premises to an end user's premises in the exchanges where it is provided. Specific references to material describing the elements of Switched Access Service are provided in 6.1.1 and 6.1.2 following.

Rates and charges for Switched Access Service depend generally on the specific Feature Group ordered by the customer, e.g., for MTS or WATS services or MTS/WATS equivalent services, and whether it is provided in a Telephone Company end office that is equipped to provide equal access. Rates and charges for Switched Access Service are set forth in Section 17.2 following. The Application of rates for Switched Access Service is described in 6.7 following. Rates and charges for services other than Switched Access Service, e.g., a customer's interexchange toll message service, may also be applicable when Switched Access Service is used in conjunction with these other services. Descriptions of such applicability are provided in 6.2.1(A) (7), 6.2.1(B) (3), 6.2.2(A) (5), 6.2.2(A) (4), 6.2.3(A) (5), 6.2.4(A) (4), 6.7.8 and 6.7.11 following. Finally, a credit is applied against line side Switched Access Service charges as described in 6.7.9 following.

The following provision applies to the treatment of Toll VoIP-PSTN Traffic pursuant to the Federal Communications Commission's Part 51 Interconnection Rules and in compliance with the Federal Communications Commission's Report and Order and Further Notice of Proposed Rulemaking in CC Docket Nos. 96-45 and 01-92; GN Docket No. 09-51; WC Docket Nos. 03-109, 05-337, 07-135 and 10-90; and WT Docket No. 10-208, adopted October 27, 2011 and released November 18, 2011 (FCC 11-161).

(N)  
|  
(N)

ISSUED: January 5, 2012

EFFECTIVE: January 20, 2012

Pete Holland - Chief Financial Officer  
The Chillicothe Telephone Company  
P.O. Box 480  
Chillicothe, Ohio 45601-0480

SECTION 6. SWITCHED ACCESS SERVICE

6.1 General (Cont.)

In the absence of an interconnection agreement between the Telephone Company and the customer specifying the treatment of Toll VoIP-PSTN Traffic, the Telephone Company will bill the customer the applicable switched access rates and charges specified in Section 17.1, following, on all jurisdictionally interstate voice traffic identified as Toll VoIP-PSTN Traffic.

(N)

(N)

6.1.1 Feature Group Arrangements and Manner of Provision

Switched Access Service is currently provided in three service categories of standard and optional features called Feature Groups. These are differentiated by their technical characteristics, e.g., line side vs. trunk side connection at the Telephone Company entry switch, and the manner in which an end user accesses them in originating calling, e.g., with or without access code. Following is a brief description of each Feature Group Arrangement.

(A) Feature Group A (FGA)

FGA Access, which is available to all customers, provides line side access to Telephone Company end office switches with an associated seven digit local telephone number for the customer's use in originating communications from and terminating communications to an Interexchange Carrier's Interstate Service or a customer - provided interstate communications capability. The customer must specify the Interexchange Carrier to which the FGA service is connected or, in the alternative, specify the means by which the FGA access communications is transported to another state. Special Access Services utilized for connection with FGA at Telephone Company designated WATS Serving Offices as set forth in 7. following may be ordered separately by a customer other than the customer which orders the FGA Switched Access Service for the provision of WATS services. Special Access Services are ordered as set forth in 5.2 preceding. A more detailed description of FGA Access is provided in 6.2.1 following.

ISSUED: January 5, 2012

EFFECTIVE: January 20, 2012

Pete Holland - Chief Financial Officer  
The Chillicothe Telephone Company  
P.O. Box 480  
Chillicothe, Ohio 45601-0480

[illegible]

ISSUED: April 21, 1987 EFFECTIVE: May 6, 1987  
Pete Holland - Chief Financial Officer  
The Chillicothe Telephone Company  
P.O. Box 480  
Chillicothe, Ohio 45601-0480

SECTION 6. SWITCHED ACCESS SERVICE (Cont.)

6.1 General (Cont.)

6.1.1 Feature Group Arrangements and Manner of Provision  
(Cont.)

(C) Feature Group C (FGC) (Cont.)

terminating FGC Access is available only to providers of MTS and WATS. Originating FGC Access is available to all customers when used to provide the Interim NXX Translation optional feature. This service is available in all end offices which are not equipped for Feature Group D End Office Switching. Existing FGC Access will be converted to Feature Group D Access when it becomes available in an end office. Special Access Services utilized for connection with FGC at Telephone Company designated WATS Serving Offices as set forth in 7. following may be ordered separately by a customer other than the customer which orders to FGC Switched Access Service (i.e., a provider of MTS and WATS) for the provision of WATS Services. Special Access Services are ordered as set forth in 5.2 preceding. A more detailed description of FGC Access is provided in 6.2.3 following.

(C)

(D) Feature Group D (FGD)

FGD Access provides trunk side access to Telephone Company end office switches with an associated access codes for the customer's use in originating and terminating communications. Special Access Services utilized for connection with FGD at Telephone Company designated WATS Serving offices as set forth in Section 7 following may be ordered

SECTION 6. SWITCHED ACCESS SERVICE (Cont.)

6.1 General (Cont.)

6.1.1 Feature Group Arrangements and Manner of Provision  
(Cont.)

(D) Feature Group D (FGD) (Cont.)

separately by a customer other than the customer which orders the FGD Switched Access Service for the provision of WATS or WATS-type services. Special Access Services are ordered as set forth in 5.2 preceding. A more detailed description of FGD Access is provided in 6.2.4 following.

(N)

(N)

(E) Manner of Provision

(T)

Switched Access is furnished in either quantities of lines or trunks, or in busy hour minutes of capacity (BHMCs). FGA Access and FGB Access are furnished on a per-line basis or per trunk basis, respectively. FGC Access FGD Access are furnished on a BHMC basis. FGD may also be provided to customers other than AT&T on a per trunk basis as set forth in 5.2 preceding.

(N)

(N)

BHMCs are differentiated by type and directionality of traffic carried over a Switched Access Service arrangement. Differentiation of traffic among BHMC types is necessary for the Telephone Company to properly design Switched Access Service to meet the traffic carrying capacity requirement of the customer.

There are two major BHMC categories identified as: Originating and Terminating. Originating BHMCs represent access capacity within an exchange for carrying traffic from the end user to the customer; Terminating

(M) (\*)

\* Certain regulations previously found on this page can now be found on page 143.

SECTION 6. SWITCHED ACCESS SERVICE (Cont.)

6.1 General (Cont.)

6.1.1 Feature Group Arrangements and Manner of Provision  
(Cont.)

(E) Manner of Provision (Cont.)

BHMCs represent access capacity within an exchange for carrying traffic from the customer to the end user. When ordering capacity for FGC or FGD Access, the customer must at a minimum specify such access capacity in terms of Originating BHMCs and/or Terminating BHMCs.

Because some customers will wish to further segregate their originating traffic into separate trunk groups or because segregation may be reviewed by network considerations, Originating BHMCs are further categorized into Domestic, "800 Series", 900, Operator and International DDD (IDDD). Domestic BHMCs represent access capacity for carrying only domestic traffic other than "800 Series", 900 and Operator traffic; IDDD BHMCs represent access capacity for carrying only international traffic; and, "800 Series", 900 and Operator BHMCs represent access capacity for carrying, respectively, only "800 Series", 900 or Operator traffic. When ordering such types of access capacity, the customer must specify Domestic, "800 Series", 900, Operator or IDDD BHMCs.

(T)

(T)

(T)

(T)

(T)

6.1.2 Rate Categories

There are four rate categories which apply to Switched Access Service:

SECTION 6. SWITCHED ACCESS SERVICE (Cont.)

6.1 General (Cont.)

6.1.2 Rate Categories (Cont.)

- Local Transport (described in 6.1.2(A) following)
- End Office (described in 6.1.2(B) following)
- Chargeable Optional Features (described in 6.1.2(C) following).
- Common Line (described in Sections 3 and 4 of NATIONAL EXCHANGE CARRIER ASSOCIATION TARIFF F.C.C. NO. 5.) (T)  
(T)

The following diagram depicts a generic view of the components of Switched Access Service and the manner in which the components are combined to provide a complete Access Service.

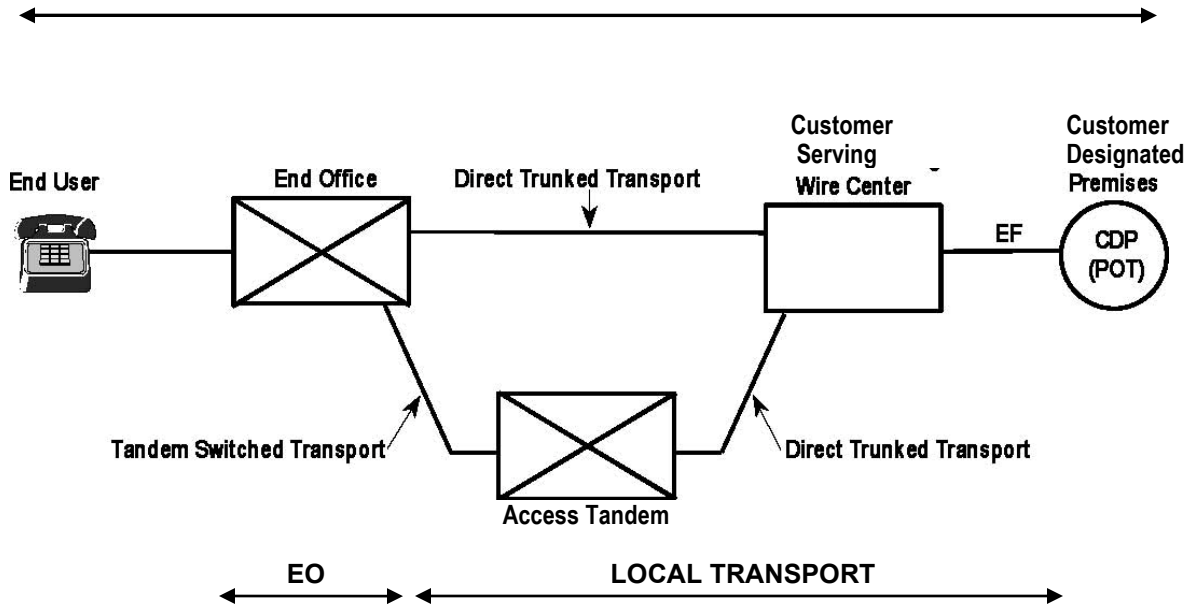
See Attachment B

(A) Local Transport

The Local Transport rate category provides the transmission facilities between the customer's designated premises and the end office switch(es) where the customer's traffic is switched to originate or terminate the customer's communications. For purposes of determining Local Transport Facility mileage, distance will be measured as airline mileage from the wire center that normally serves the customer's designated premises to the end office switch(es). Exceptions to the Local Transport Facilities

Attachment B

**SWITCHED ACCESS SERVICE**



EO - End Office Elements

Tandem Switched Transport\*  
 - Tandem Switched Facility\*  
 - Tandem Switched Termination\*  
 - Tandem Switching\*  
 Direct Trunked Transport  
 - Direct Trunked Facility  
 - Direct Trunked Termination  
 EF - Entrance Facility

(C)  
|  
(C)

\*As of July 1, 2021, for originating toll free minutes only, end office rate elements (i.e., Local Switching and Information Surcharge) are listed in Section 17.1.2 (A) and (B), following, and the Joint Tandem Switched Transport rate element in Section 17.1.1 (B) (4), following, is applied per tandem as set forth in Section 6.1.2

(N)  
|  
(N)



SECTION 6. SWITCHED ACCESS SERVICE (Cont.)

6.1 General (Cont.)

6.1.2 Rate Categories (Cont.)

(A) Local Transport (Cont.)

measurement roles are set forth in 6.7.11 following in this section.

Local Transport is a two-way voice frequency transmission path composed of facilities determined by the Telephone Company. The two-way voice frequency transmission path permits the transport of calls in the originating direction (from the end user end office switch to the customer's designated premises) and in the terminating direction (from the customer's designated premises to the end office switch), but not simultaneously. The voice frequency transmission path may be comprised of any form or configuration of plant capable of and typically used in the telecommunications industry for the transmission of voice and associated telephone signals within the frequency bandwidth of approximately 300 to 3000 Hz.

The Telephone Company will work cooperatively with the customer in determining (1) whether the service is to be directly routed to an end office switch or through an access tandem switch, (2) the type of Direct Trunked Transport and whether it will overflow to Tandem Switched Transport when service is directly routed to an end office, and (3) the directionality of the service.

(N)  
|  
(N)

The Local Transport Rate Category includes Entrance Facilities, Direct Trunked Transport, Tandem Switched Transport, and Multiplexing.

(C)  
(C)  
(D)

Local Transport is provided at the rates and charges set forth in section 17.1.1 following.

(N)  
(N)

Interconnection with the telephone company switched access

SECTION 6. SWITCHED ACCESS SERVICE (Cont.)

6.1 General (Cont.)

6.1.2 Rate Categories (Cont.)

(A) Local Transport (Cont.)

network; the Entrance Facilities, Transport Facility and Transport Termination charges vary depending on the configuration chosen by the customer.

(1) Entrance Facilities

Entrance Facilities provide transport from the interexchange carrier or other customer's point of demarcation to the serving wire center.

(a) Three types of Entrance Facility may be available:

- (1) Voice Grade 2 or 4 wire (an analog channel with an approximate bandwidth of 300 to 3000 hz),
  - (2) High Capacity DS1 (an isochronous serial digital channel with a rate of 1.544 Mbps)
  - and (3) High Capacity DS3 (and isochronous serial digital channel with a rate of 44.736 Mbps).
- The minimum period for which a DS3 Entrance Facility is provided is twelve months.

One charge applies for each Entrance Facility that is terminated at a customer designated premises. This charge will apply even if the customer designated premises and the serving wire center are collocated in a Telephone Company building.

At customer request, their Local Transport may be connected to the Entrance Facility of another customer, providing the other customer requests this connection and assumes full responsibility for the cost of the Entrance Facility.

(D)

(D)

SECTION 6. SWITCHED ACCESS SERVICE (Cont.)

6.1 General (Cont.)

6.1.2 Rate Categories (Cont.)

(A) Local Transport (Cont.)

(2) Tandem Switched Transport

The Tandem Switched Transport rate elements recover a portion of the costs associated with a communications path between a tandem and an end office on circuits that are switched at a tandem switch.

Tandem Switched Transport rates consist of a Tandem Switching rate, a Tandem Switched Facility rate, and a Tandem Switched Termination rate. For originating toll free minutes only, a Joint Tandem Switched Transport rate applies in lieu of the Tandem Switching, Tandem Switching Facility and Tandem Switched Termination rates and is only billed by the tandem company that performs the tandem switching function.

(N)  
|  
(N)

(a) Tandem Switching

The Tandem Switching rate recovers a portion of the costs of switching traffic through an access tandem. The Tandem Switching rate specified in 17.1.1 following is applied on a per access minute per tandem basis for all originating (excluding toll free) and all terminating minutes of use switched at the tandem. Tandem locations are identified in NATIONAL EXCHANGE CARRIER ASSOCIATION, INC. TARIFF F.C.C. NO. 4, WIRE CENTER INFORMATION.

(N)

(b) Tandem Switched Facility

The Tandem Switched Facility rate is assessed to recover the costs of the transmission facilities, including intermediate transmission circuit equipment, between the end points of the interoffice circuits. The Tandem Switched Facility rate is applied on a per access minute per mile basis for all originating (excluding toll free) and terminating minutes of use routed over the facility.

(N)

SECTION 6. SWITCHED ACCESS SERVICE (Cont.)

6.1 General (Cont.)

6.1.2 Rate Categories (Cont.)

(A) Local Transport (Cont.)

(2) Tandem Switched Transport (Cont.)

(c) Tandem Switched Termination

The Tandem Switched Termination rate is assessed to recover the costs of the circuit equipment necessary for the termination of each end of each measured segment of the Tandem Switched Facility. The Tandem Switched Termination rate is applied on a per access minute basis for all originating (excluding toll free) and terminating minutes of use routed over the facility) at each end of each measured segment of Tandem Switched Facility. When the Tandem Switched Facility mileage is zero, neither the Tandem Switched Facility rate nor the Tandem Switched Termination rate will apply. (N)

(d) Joint Tandem Switched Transport

The Joint Tandem Switched Transport rate specified In Section 17.1.1(B) (4), following, is applied on a per originating toll free access minute per tandem basis in lieu of the Tandem Switching, Tandem Switched Facility, and Tandem Switched Termination rates and is only billed by the tandem company that performs the tandem switching function. (N)

(3) Direct -Trunked Transport

Direct-Trunked Transport provides transport from the serving wire center to the end office on circuits dedicated to the use of a single interexchange carrier or other person, without switching at the tandem.

Direct Trunked Transport is not available: (1) from end offices that provide equal access through a centralized equal access arrangement, (2) from end offices that lack recording or measurement capability, and (3) for originating "800 Series" calls from non-Service Switching Point (SSP) equipped end offices that can't accommodate direct trunking of originating "800 Series" calls. (T)

(T)  
(M) \*  
(M) \*

\* Certain regulations previously found on this page now appear on Third Revised Page 146.4.

ISSUED: June 16, 2021

EFFECTIVE: July 1, 2021

Pete Holland - Chief Financial Officer  
The Chillicothe Telephone Company  
P.O. Box 480  
Chillicothe, Ohio 45601-0480

SECTION 6. SWITCHED ACCESS SERVICE (Cont.)

6.1 General (Cont.)

6.1.2 Rate Categories (Cont.)

(A) Local Transport (Cont.)

(3) Direct -Trunked Transport (Cont.)

Three types of Direct Trunked Transport may be available:

- Voice Grade (an analog channel with an approximate bandwidth of 300 to 3000 Hz);
- High Capacity DS1 (an isochronous serial Digital channel with a rate of 1.544 Mbps);
- High Capacity DS3 (an isochronous serial Digital channel with a rate of 44.736 Mbps). The minimum period for which a High Capacity DS3 Direct Trunked Transport is provided is twelve months.

(M) \*

(M) \*

High Capacity DS3 Direct Trunked Transport cannot be terminated at end offices that are not identified as hub offices that provide DS3 to DS1 multiplexing. Additionally, DS1 Direct Trunked Transport can not be terminated at end offices that are not identified as hub offices that provide DS1 to Voice Grade multiplexing or are not electronic end offices. Offices that provide multiplexing are identified in NATIONAL EXCHANGE CARRIER ASSOCIATION, INC. TARIFF F.C.C. NO. 4, WIRE CENTER INFORMATION.

Direct Trunked Transport rates consist of a Direct Trunked Facility rate specified in Section 17.1.1, following, which is applied on a per mile basis and a Direct Trunked Termination rate which is applied at each end of each measured segment of the Direct Trunked Facility. When the Direct Trunked Facility mileage is zero, neither the Direct Trunked Facility rate nor the Direct Trunked Termination rate will apply.

(a) Direct Trunked Facility

The Direct Trunked Facility charge is assessed to Recover the costs of the transmission facilities, including intermediate transmission circuit equipment, between the end points of the circuit.

(b) Direct Trunked Termination

The Direct Trunked Termination charge is assessed to recover the costs of the circuit equipment at the ends of the transmission links.

\* Certain regulations on this page formerly appeared on Second Revised Page 146.3.

SECTION 6. SWITCHED ACCESS SERVICE (Cont.)

6.1 General (Cont.)

6.1.2 Rate Categories (Cont.)

(A) Local Transport (Cont.)

(6) Dedicated Signaling Transport

(M) \*

The Dedicated Signaling Transport charge is computed to cover transport costs of out-of-band signaling information between an interexchange carrier or other person's common channel signaling network and a telephone company's signaling transport point of facilities dedicated to the use of a single customer. The dedicated signaling transport shall consist of two sub-elements, a signaling link charge and a signaling transfer point (STP) port termination charge.

(a) Signaling Link

Signaling links are the digital transmission paths that convey signaling messages within the common channel signaling (CCS) network. The Signaling Link charge is assessed upon all interexchange carriers and other persons that use facilities between an interexchange carrier or other person's common channel signaling network and a telephone company signaling transfer point.

(b) Signaling Transfer Point (STP) Port Termination

Signaling points (SPs) are nodes in the CCS network that either originate and receive signaling messages, or transfer messages from one signaling link to another, or both. The Transport Termination charge is assessed to recover the costs of the Local Exchange Carrier STP port at which the signaling link terminates.

(M) \*

\* Certain regulations on this page formerly appeared on First Revised Page 146.4.

SECTION 6. SWITCHED ACCESS SERVICE (Cont.)

6.1 General (Cont.)

6.1.2 Rate Categories (Cont.)

(A) Local Transport (Cont.)

(7) Multiplexing

(M) \*

DS3 to DS1 Multiplexing charges specified in section 17.1.1(C) following apply when a High Capacity DS3 Entrance Facility or High Capacity DS3 Direct Trunked Facility is connected with High Capacity DS1 Direct Trunked Transport. The DS3 to DS1 multiplexer will Convert a 44.736 Mbps channel to 28 DS1 channels using digital time division multiplexing.

DS1 to Voice Grade Multiplexing charges apply when a High Capacity DS1 Entrance Facility or High Capacity DS1 Direct Trunked Facility is connected with Voice Grade Direct Trunked Transport. However, a DS1 to Voice Grade Multiplexing charge does not apply when a High Capacity DS1 Entrance Facility or High Capacity DS1 Direct Trunked Transport is terminated at an electronic end office and only Switched Access Service is provided over the DS1 facility (i.e., Voice Grade Special Access channels are not derived). The DS1 to Voice Grade multiplexer will convert a 1.544 Mbps channel to 24 Voice Grade channels.

Multiplexing is only available at wire centers identified in NATIONAL EXCHANGE CARRIER ASSOCIATION, INC. TARIFF F.C.C. NO. 4, WIRE CENTER INFORMATION.

As mentioned previously, the Direct-Trunked Transport rates are made up of a Transport Termination rate which is assessed on a per transmission path per access minute basis, and a Transport Facility rate assessed on a per mile per access minute basis.

(M) \*

\* Certain regulations on this page formerly appeared on First Revised Page 146.5.

ISSUED: April 27, 2010

EFFECTIVE: May 10, 2010

Pete Holland - Chief Financial Officer

The Chillicothe Telephone Company

P.O. Box 480

Chillicothe, Ohio 45601-0480

SECTION 6. SWITCHED ACCESS SERVICE (Cont.)

6.1 General (Cont.)

6.1.2 Rate Categories (Cont.)

(A) Local Transport (Cont.)

The Transport Termination rate provides for the communications frequency transmission path at the Telephone Company switching office and includes the Local Transport portion of Central Office Switching and Central Office Circuit equipment (e.g., signaling, transmission devices, padding, carrier channels, etc.). The Transport Termination rate applies at the first point of switching (i.e., dial tone office) for FGA, access tandem or end office for FGB (to wherever the FGB service is ordered) and the end office FGC and FGD and at the IC servicing wire center. The Transport Termination rate will also apply if the IC serving wire center and the end user serving wire center are collocated (where  $V/H - V/H = 0$ ). The Transport Termination rate will apply once to each Switched Access Service. The Transport Facility rate provides for the frequency transmission path and for that portion of Local Transport which extends beyond the Telephone Company end office and includes both the physical (or derived) outside plant facilities and necessary transmission equipment (repeaters, etc.) including that which may be found at intermediate offices. The Transport Facility rate will not apply if the IC serving wire center and the end user serving wire center are collocated.

(T)

(T)

(T)

(T)

(T)

(T)



SECTION 6. SWITCHED ACCESS SERVICE (Cont.)

6.1 General (Cont.)

6.1.2 Rate Categories (Cont.)

(A) Local Transport (Cont.)

Notwithstanding the preceding paragraph, when more than one Telephone Company is involved in providing the Switched Access Service, the Local Transport rates are applied as set forth in 2.4.7 preceding, with one-half the Transport Termination rate applied at each end of the overall service.

Local Transport is provided at the rates and charges set forth in 17.1.1 following. The application of these rates with respect to individual Feature Groups is as set forth in 6.7.1(D) following. (T)

Local Transport for Feature Groups A, B, C, and D Switched Access Service connected with Special Access Service at a WATS Serving Office will be measured between the WATS Serving Office (when measured access minutes of use are used) or between the Feature Groups A or B entry switch (when assumed minutes of use are used) and the serving wire center for the customer designated premises. Transport Termination and Facility rates will apply to this Local transport measurement as set forth in 17.1.1 following. (T)

(1) Interface Groups

Ten Interface Groups are provided for terminating the Local Transport at the customer's designated premises. Each Interface Group provides a specified premises interface (e.g., two-wire,

SECTION 6. SWITCHED ACCESS SERVICE (Cont.)

6.1 General (Cont.)

(M)

6.1.2 Rate Categories (Cont.)

(A) Local Transport (Cont.)

(1) Interface Groups (Cont.)

four-wire, DS1, etc.). Where transmission facilities permit, the individual transmission path between the customer's designated premises and the first point of switching may at the option of the customer be provided with optional features as set forth in (2) (a) and (b) following.

As a result of the customer's access order and the type of Telephone Company transport facilities serving the customer's premise, the need for signaling conversions or two-wire to four-wire conversions, or the need to terminate digital or high frequency facilities in channel bank equipment may require that Telephone Company equipment be placed at the customer's designated premises. For example, if a voice frequency interface is ordered by the customer's designated premises are digital, then Telephone Company channel bank equipment must be placed at the customer's designated premises in order to provide the voice frequency interface ordered by the customer.

Technical specifications concerning the available interface groups are set

(M)

Certain regulations on this page formerly appeared on page 175 of the EXCHANGE CARRIER ASSOCIATION TARIFF F.C.C. NO. 1.

---

ISSUED: October 3, 1986                      EFFECTIVE: January 1, 1987  
Pete Holland - Chief Financial Officer  
The Chillicothe Telephone Company  
P.O. Box 480  
Chillicothe, Ohio 45601-0480

SECTION 6. SWITCHED ACCESS SERVICE (Cont.)

6.1 General (Cont.)

6.1.2 Rate Categories (Cont.)

(A) Local Transport (Cont.)

(1) Interface Groups (Cont.)

forth in 15.1 of NATIONAL EXCHANGE CARRIER (T)  
ASSOCIATION TARIFF F.C.C. NO. 5. (T)

(2) Nonchargeable Optional Features

Where transmission facilities permit, the Telephone Company will, at the option of the customer, provide the following non-chargeable optional features in association with Local Transport.

(a) Supervisory Signaling

Where the transmission parameters permit, and where signaling conversion is required by the customer to meet its signaling capability, the customer may order an optional supervisory signaling arrangement for each transmission path provided as set forth in 15.1.12 of NATIONAL EXCHANGE CARRIER ASSOCIATION TARIFF F.C.C. NO. 5. (T) (T)

(b) Customer Specified Entry Switch Receive Level

This feature allows the customer to specify the receive transmission level at the first point of switching. The range of

SECTION 6. SWITCHED ACCESS SERVICE (Cont.)

6.1 General (Cont.)

(M)

6.1.2 Rate Categories (Cont.)

(A) Local Transport (Cont.)

(2) Nonchargeable Optional Features (Cont.)

(b) Customer Specified Entry Switch  
Receive Level (Cont.)

transmission levels which may be specified is described in Technical Reference PUB 62500. This feature is available with Interface Groups 2 through 10 for Feature Group A and B.

(c) Customer Specification of Local  
Transport Termination

This option allows the customer to specify, for Feature Group B routed directly to an end office or access tandem, a four-wire termination of the Local Transport at the entry switch in lieu of a Telephone Company selected two-wire termination. This option is available only when the Feature Group B arrangement is provided with Type B Transmission Specifications.

(B) End Office

The End Office rate category provides the local end office switching and end user termination functions necessary to complete the transmission of Switched Access

(M)

Certain regulations on this page formerly appeared on pages 175.1 and 175.2 of the EXCHANGE CARRIER ASSOCIATION TARIFF F.C.C. NO. 1.

ISSUED: October 3, 1986

EFFECTIVE: January 1, 1987

Pete Holland - Chief Financial Officer

The Chillicothe Telephone Company

P.O. Box 480

Chillicothe, Ohio 45601-0480

SECTION 6. SWITCHED ACCESS SERVICE (Cont.)

6.1 General (Cont.)

6.1.2 Rate Categories (Cont.)

(B) End Office (Cont.)

communications to and from the end users served by the local end office. The End Office rate category includes the Local Switching and Line Termination rate elements. The applicable rates for Directory Assistance Information Surcharge are set forth in Section 17.1.2(B) following. Such rates are assessed to a customer based on the total number of access minutes. (T)

(1) Local Switching

The Local Switching rate element provides for the use of end office switching equipment. It is divided into two distinct categories, i.e., LS1 and LS2. The first category, LS1, provides local dial switching for Feature Group A and B except for Feature Group B when utilized to provide MTS/WATS service. The second category, LS2, provides local dial switching for Feature Group C and D and for FGB when utilized to provide MTS/WATS service. When end offices are appropriately equipped, international dialing may be provided as a capability associated with LS2 which provides local dial switching for Feature Group C and D. International dialing provides the capability of switching international calls with service prefix and address codes having more digits than are capable of being

---

ISSUED: May 17, 2004

EFFECTIVE: June 1, 2004

Pete Holland - Chief Financial Officer  
The Chillicothe Telephone Company  
P.O. Box 480  
Chillicothe, Ohio 45601-0480

SECTION 6. SWITCHED ACCESS SERVICE (Cont.)

6.1 General (Cont.)

6.1.2 Rate Categories (Cont.)

(B) End Office (Cont.)

(1) Local Switching (Cont.)

switched through a standard FGC or FGD  
equipped end office.

Rates for Local Switching are set forth in  
17.1.2(A) (1) (a) following. For originating toll  
free minutes only, a different Local Switching  
rate is specified in Section 17.1.2(A) (1) (b),  
following. The application of  
these rates with respect to individual  
Feature Groups is as set forth in  
6.7.1(D), following.

(C)  
|  
(C)

There are two types of local switching  
functions, i.e., Common Switching  
functions and Transport Termination  
functions. These are described in (a)  
and (b) following.

(a) Common Switching

Common Switching provides the local  
end office switching functions  
associated with the various access  
(i.e., Feature Group) switching  
arrangements. The Common Switching  
arrangements provided for the various  
Feature Group arrangements are  
described in 6.2 following.

Switching originating "800 Series" (e.g.,  
1+800/888+NXX-XXXX) access is different  
than switching originating access for  
ordinary interexchange calls because  
the Company must route the "800 Series"  
calls to the carrier selected by the  
"800 Series" service prescribed  
(the called party),

(T)  
  
  
  
  
(T)  
  
(T)

SECTION 6. SWITCHED ACCESS SERVICE (Cont.)

6.1 General (Cont.)

6.1.2 Rate Categories (Cont.)

(B) End Office (Cont.)

(1) Local Switching (Cont.)

(a) Common Switching (Cont.)

rather than the carrier prescribed to the originating line or chosen by the calling party.

The carriers selected by "800 Series" Service customers will be stored in data bases and the Company will identify the appropriate carrier for each "800 Series" number call by querying a data base via the Company's common channel signaling system (SS7) network. (T)

Rates for the "Toll Free Data Base Access Service" querying will be assessed on a per query charge. The query charge will be unbundled for basic and vertical features. The Toll Free Data Base Access Services query charges are set forth in 17.1.2(C) following. (T)

Included as part of Common Switching are various nonchargeable optional features which the customer can order to meet the customer's specific communications requirements. These optional features are described in 6.3.1 following.

(b) Transport Termination

Transport Termination provides for the line or trunk side arrangements

ISSUED: June 16, 2021

EFFECTIVE: July 1, 2021

Pete Holland - Chief Financial Officer  
The Chillicothe Telephone Company  
P.O. Box 480  
Chillicothe, Ohio 45601-0480

SECTION 6. SWITCHED ACCESS SERVICE (Cont.)

6.1 General (Cont.)

6.1.2 Rate Categories (Cont.)

(B) End Office (Cont.)

(1) Local Switching (Cont.)

(b) Transport Termination (Cont.)

which terminate the Local Transport facilities. Included as part of Transport Termination are various nonchargeable optional termination arrangements. These optional terminating arrangements are described in 6.3.2 following.

The number of Transport Terminations provided will be determined by the Telephone Company as set forth in 6.5.6 following.

---

ISSUED: March 5, 1993

EFFECTIVE: May 1, 1993

Pete Holland - Chief Financial Officer

The Chillicothe Telephone Company

P.O. Box 480

Chillicothe, Ohio 45601-0480



SECTION 6. SWITCHED ACCESS SERVICE (Cont.)

6.1 General (Cont.)

6.1.2 Rate Categories (Cont.)

(B) End Office (Cont.)

(1) Local Switching (Cont.)

There are two types of Line Terminations, i.e., Common Line Terminations and Special Access Service Terminations utilized in the provision of WATS or WATS-type services at Telephone Company designated WATS Serving Offices.

The above Special Access Service Terminations are differentiated by line side vs. trunk side terminations. In addition, there are various types of originating and terminating line side terminations depending on the type of signaling associated with the Special Access Service. Line side terminations are available with either dial pulse or dual tone multi-frequency address signaling.

The local switching rate is set forth in 17.1.2(A) following. The application of this rate with respect to individual Feature Groups is as set forth in 6.7.1(D) following.

(T)

SECTION 6. SWITCHED ACCESS SERVICE (Cont.)

6.1 General (Cont.)

6.1.2 Rate Categories (Cont.)

(B) End Office (Cont.)

(1) Local Switching (Cont.)

The number of end office switching transmission paths will be determined as set forth in 6.5.5 following.

(2) Directory Assistance Information Surcharge

Directory Assistance Information Surcharge rates are assessed to a customer based on the total number of access minutes. Directory Assistance Information Surcharge rates are as set forth in 17.1.2(B) following. For originating toll free minutes only, a different Information Surcharge rate is Specified in Section 17.1.2(B) (1) (b), Following. The application of these rates with Respect to individual Feature Groups is as set forth in 6.7.1(D) following.

(C)  
(C)  
(T)

(3) Toll Free Data Base Access Service

(N)

Toll Free Data Base Access Service is provided to all customers in conjunction with FGC and FGD Switched access service. When a 1+800 series + NXX-XXXX call is originated by and end user, the Telephone Company will use the Signaling System 7 (SS7) network to query the toll free data base to identify the customer to whom the call will be delivered and provide vertical features , based on the dialed ten digits. The call will then be routed to the identified customer over FGC or FGD switched access. The "800 Series" includes the following service access codes: 800, 888, 877, 866, 855, 844, 833, and 822.

(N)

\* Certain material formerly found on this page now appear on Fourth Revised Page 157.

ISSUED: June 16, 2021

EFFECTIVE: July 1, 2021

Pete Holland - Chief Financial Officer  
The Chillicothe Telephone Company  
P.O. Box 480  
Chillicothe, Ohio 45601-0480

SECTION 6. SWITCHED ACCESS SERVICE (Cont.)

6.1 General (Cont.)

6.1.2 Rate Categories (Cont.)

(B) End Office (Cont.)

(3) Toll Free Data Base Access Service (Cont.)

(N)

A Basic or Vertical Feature Query charge, as set forth in 17.1.2(C) following, is assessed for each completed query returned from the data base identifying the customer to whom the call will be delivered whether or not the actual call is delivered to the customer. The query is considered completed when the appropriate call routing information is returned to the Service Switching Point (SSP) that launched the query and the results are transmitted to the next company in the call path. If the originating company transmits the results of the query, it will assess the query charge per call. However, when the originating company is unable to do so, the next company in the call path that is able to launch and transmit the results of the query will assess the query charge. Only one query per call may be assessed.

The Basic Query provides the identification of the customer to whom the call will be delivered and includes area of service routing which allows routing of "800 Series" calls by telephone companies to different interexchange carriers based on the LATA in which the call originates.

The Vertical Feature Query provides the same customer identification as the basic query and vertical features which may include: call validation (ensuring that calls originate from subscribed service areas); POTS translation of "800 Series" numbers; alternate POTS translation; and multiple carrier routing (allowing subscribers to route to different carriers based on a set of factors.

(N)

SECTION 6. SWITCHED ACCESS SERVICE (Cont.)

6.1 General (Cont.)

6.1.2 Rate Categories (Cont.)

(C) Chargeable Optional Features

(M) \*

Where facilities permit, the Telephone Company, will at the Option of the customer, provide the following chargeable optional features.

(1) Interim NXX Translation

The Interim NXX Translation rate elements provide for customer identification of calls dialed by end users of the form 1+800/888+NXX-XXXX. The NXX codes are assigned to specific customers in conformance with the North American Numbering Plan (NANP). NXX code assignment(s) will be made by the Bellcore NANP Coordinator. The Telephone Company will use the NXX code to identify the customer to whose point of termination the traffic is to be delivered, (i.e., at appropriately equipped electronic end offices, access tandems or through contracted arrangements with other parties). It is then the responsibility of the customer to do any further translation the customer deems necessary and route the call. Customer assigned NXX codes which have not been ordered will be blocked.

Nonrecurring and/or recurring rates are associated with this optional feature. The nonrecurring rate is assessed on a per order, per Telephone Company, per LATA or Market Area basis. The recurring charge is assessed only by the Telephone Company that provides the translation function. As telephone companies providing this service may do so through a variety of facility arrangements, either the nonrecurring, recurring or both charges, as defined on an Individual Case Basis following, will be applicable. The application of these rates with respect to Feature Group C and Feature Group D is as set forth in 6.7.1(D) following.

(M) \*

(M) #

\* Certain material currently found on this page previously appeared on Sixth Revised Page 156.

# Certain materials formerly on this page now appear on Second Revised Page 158.

ISSUED: June 16, 2021

EFFECTIVE: July 1, 2021

Pete Holland - Chief Financial Officer  
The Chillicothe Telephone Company  
P.O. Box 480  
Chillicothe, Ohio 45601-0480

SECTION 6. SWITCHED ACCESS SERVICE (Cont.)

6.1 General (Cont.)

6.1.3 Special Facilities Routing

Any customer may request that the facilities used to provide Switched Access Service be specially routed. The regulations, rates and charges for Special Facilities Routing (i.e., Advance, Diversity and Cable-Only) are set forth in 11. of NATIONAL EXCHANGE CARRIER ASSOCIATION TARIFF NO. 5.

(M) \*

(M) \*

6.1.4 Design Layout Report

At the request of the customer, the Telephone Company will provide to the customer the makeup of the facilities and services provided from the customer's premises to the first point of switching. This information will be provided in the form of a Design Layout Report. The Design Layout Report will be provided to the customer at no charge, and will be reissued or updated whenever these facilities are materially changed.

6.1.5 Testing

(A) Acceptance Testing

At no additional charge, the Telephone Company will at the customer's request, cooperatively test installed services at the time of installation. Tests to be conducted will be as mutually agreed upon by the Telephone Company and the customer.

(B) Routine Testing

At no additional charge, the Telephone Company will, at the customer's request, test after installation on an automatic or

\* Certain material currently found on this page previously appeared on Third Revised Page 157.

SECTION 6. SWITCHED ACCESS SERVICE (Cont.)

6.1 General (Cont.)

6.1.5 Testing (Cont.)

(B) Routine Testing (Cont.)

manual basis, 1004 Hz loss, C-message noise  
and Balance (Return loss).

In the case of automatic testing, the  
customer shall provide remote office test  
lines and 105 test lines with associated  
responders or their functional equivalent.

The frequency of these tests will be that  
which is mutually agreed upon by the  
customer and the Telephone Company, but  
shall consist of not less than quarterly  
1004Hz Loss and C-message noise tests and  
an annual Balance test. Trunk test failures  
requiring customer participation for trouble  
resolution will be provided to the customer  
on an as-occurs basis.

Additional tests may be ordered, and charges for  
such tests are set forth in 13.3.5 of NATIONAL (T)  
EXCHANGE CARRIER ASSOCIATION TARIFF F.C.C. NO. 5. (T)

6.1.6 Ordering Options and Conditions

Switched Access Service is ordered under the  
Access Order provisions set forth in Section 5.2  
preceding. Also included in that section are  
other charges which may be associated with  
ordering Switched Access Service (e.g., Service  
Date Charge Changes, Cancellation Charges, etc.).

SECTION 6. SWITCHED ACCESS SERVICE (Cont.)

6.2 Provision and Description of Switched Access Service  
Feature Groups

Switched Access Service is currently provided in three different Feature Group arrangements. The provision of each Feature Group requires Local Transport facilities and the appropriate End Office functions. In addition, Special Access Service may, at the option of the customer, be connected with Feature Groups A, B or C at the Telephone Company designated WATS Serving Offices.

There are three specific transmission specifications (i.e., Types A, B and C) that have been identified for the provision of Feature Groups. The specifications provided are dependent on the Interface Group and the routing of the service, i.e., whether the service is routed directly to the end office or via an access tandem. The parameters for the transmission specifications are set forth in 15.2.1 of the NATIONAL EXCHANGE CARRIER ASSOCIATION TARIFF F.C.C. NO. 5. (T)  
(T)

Feature Groups are arranged for either originating, terminating, or two-way calling, based on the customer end office switching capacity ordered. Originating calling permits the delivery of calls from Telephone Exchange Service locations to the customer designated premises. Terminating calling permits the delivery of calls from the customer designated premises to Telephone Exchange Service locations. Two-way calling permits the delivery of calls in both directions, but not simultaneously. The Telephone Company will determine the type of calling to be provided unless the customer requests that a different type of directional calling is to be provided. In such cases, the Telephone Company will work cooperatively with the customer to determine the directionality.

SECTION 6. SWITCHED ACCESS SERVICE (Cont.)

6.2 Provision and Description of Switched Access Service  
Feature Groups (Cont.)

There are various optional features available with the Feature Groups. These additional optional features are provided as Local Transport, Common Switching, Transport Termination or Interim NXX Translation options. (T)

Following are detailed descriptions of each of the available Feature Groups. Each Feature Group is described in terms of its specific physical characteristics and calling patterns, the transmission specifications with which it is provided, optional features available for use with it and the standard testing capabilities.

The Common Switching and Transport Termination optional features, which are described in 6.3 following unless specifically stated otherwise, are available at all Telephone Company and office switches.

6.2.1 Feature Group A (FGA)

(A) Description

- (1) FGA is provided in connection with Telephone Company electronic and electromechanical end offices. At the option of the customer, FGA is provided on a single or multiple line group basis and is arranged for originating calling only, terminating calling only, or two-way calling.
- (2) FGA provides a line side termination at the first point of switching (dial tone office). The line side termination will



SECTION 6. SWITCHED ACCESS SERVICE (Cont.)

6.2 Provision and Description of Switched Access Service  
Feature Groups (Cont.)

6.2.1 Feature Group A (FGA) (Cont.)

(A) Description (Cont.)

be provided with either ground start supervisory signaling or loop start supervisory signaling. The type of signaling is at the option of the customer.

- (3) The Telephone Company shall select the first point of switching, within the selected exchanges, at which the line side termination is to be provided unless the customer requests a different first point of switching and Telephone Company facilities and measurement capabilities, where necessary, are available to accommodate such a request. (C) \*

- (4) A seven digit local telephone number assigned by the Telephone Company is provided for access to FGA switching in the originating direction. The seven digit local telephone number will be associated with the selected end office switch and is of the form NXX-XXXX.

If the customer requests a specific seven digit telephone number that is not currently assigned, and the Telephone Company can, with reasonable effort, comply with that request, the requested number will be assigned to the customer.

\* Issued on not less than 15 days notice under authority of Special Permission Number 87-274 of the Federal Communications Commission.

SECTION 6. SWITCHED ACCESS SERVICE (Cont.)

6.2 Provision and Description of Switched Access Service  
Feature Groups (Cont.)

6.2.1 Feature Group A (FGA) (Cont.)

(A) Description (Cont.)

- (5) FGA switching, when used in the terminating direction, is arranged with dial tone start-dial signaling. When used in the terminating direction FGA switching may, at the option of the customer, be arranged for dial pulse or dual tone multi-frequency address signaling, subject to availability of equipment at the first point of switching. When FGA switching is provided in a hunt group or uniform call distribution arrangement, all FGA switching will be arranged for the same type of address signaling.
- (6) No address signaling is provided by the Telephone Company when FGA Switching is used in the originating direction. Address signaling in such cases, if required by the customer, must be provided by the customer's end user using in-band tone signaling techniques. Such inband tone address signals will not be regenerated by the Telephone Company and will be subject to the ordinary transmission capabilities of the Local Transport provided.
- (7) FGA switching, when used in the terminating direction, may be used to access valid NXXs in the Telephone Company's exchanges, local operator service (C) \*

\* Issued on not less than 15 days notice under authority of Special Permission Number 87-274 of the Federal Communications Commission.

---

ISSUED: April 21, 1987                      EFFECTIVE: May 6, 1987  
Pete Holland - Chief Financial Officer  
The Chillicothe Telephone Company  
P.O. Box 480  
Chillicothe, Ohio 45601-0480

SECTION 6. SWITCHED ACCESS SERVICE (Cont.)

6.2 Provision and Description of Switched Access Service  
Feature Groups (Cont.)

(M)

6.2.1 Feature Group A (FGA) (Cont.)

(A) Description (Cont.)

(0- and 0+), Directory Assistance (411 where available and 555-1212), emergency reporting service (911 where available), exchange telephone repair (611 where available), time or weather announcement services of the Telephone Company, community information services of an information service provider, and other customers' services (by dialing the appropriate digits). Charges for FGA terminating calls requiring operator assistance or calls to 611 or 911 will only apply where sufficient call details are available. Additional non-access charges will also be billed on a separate account for (1) calls to certain community information services, for which rates are applicable under Telephone Company exchange service tariffs, e.g., 976 (DIAL-IT) Network Services, and (2) calls from an FGA line to another customer's service in accordance with that customer's applicable service rates when the Telephone Company performs the billing function for that customer.

(M)

(D)

(M)

(M)

(T)

(M)

(M)

(D)

|

(D)

Certain regulations on this page formerly appeared on  
pages 182 and 183 of the EXCHANGE CARRIER ASSOCIATION TARIFF  
F.C.C. NO. 1.

ISSUED: October 3, 1986

EFFECTIVE: January 1, 1987

Pete Holland - Chief Financial Officer

The Chillicothe Telephone Company

P.O. Box 480

Chillicothe, Ohio 45601-0480

SECTION 6. SWITCHED ACCESS SERVICE (Cont.)

6.2 Provision and Description of Switched Access Service  
Feature Groups (Cont.)

6.2.1 Feature Group A (FGA) (Cont.)

(A) Description (Cont.)

- (8) When an FGA switching arrangement for an individual customer (a single line or entire hunt group) is discontinued at an end office, an intercept announcement is provided. This arrangement provides, for a limited period of time, an announcement that the service associated with the number dialed has been disconnected.

(B) Optional Features

(1) Common Switching Optional Features

- (a) Hunt Group Arrangement
- (b) Uniform Call Distribution Arrangement
- (c) Nonhunting Number for Use with Hunt Group Arrangement or Uniform Call Distribution Arrangement
- (d) Call Denial
- (e) Service Code Detail
- (f) Hunt Group Arrangement for use with Special Access Service utilized in the provision of WATS-type services (N) \*  
| |  
(N) \*

\* Issued on not less than 15 days notice under authority of Special Permission Number 87-274 of the Federal Communications Commission.

Certain regulations previously found on this page can now be found on Original Page 165.1.

---

ISSUED: April 21, 1987                      EFFECTIVE: May 6, 1987  
Pete Holland - Chief Financial Officer  
The Chillicothe Telephone Company  
P.O. Box 480  
Chillicothe, Ohio 45601-0480

SECTION 6. SWITCHED ACCESS SERVICE (Cont.)

6.2 Provision and Description of Switched Access Service  
Feature Groups (Cont.)

6.2.1 Feature Group A (FGA) (Cont.)

(B) Optional Features (Cont.)

|     |  |     |     |
|-----|--|-----|-----|
| (g) | Uniform Call Distribution Arrangement for Use with Special Access Service utilized in the provision of WATS-type Services  | (N) | *   |
| (h) | Nonhunting Number for Use with Hunt Group Arrangement or Uniform Call Distribution Arrangement for Use with Special Access Service utilized in the provision of WATS-type Services |     |     |
| (i) | Band Advance Arrangement for Use with Special Access Service utilized in the provision of WATS-type Services   | (N) | *   |
| (2) | <u>Transport Termination Optional Features</u>   | (M) | * * |
| (a) | Two-way operation with dial pulse address signaling and loop start supervisory signaling   | (M) | * * |

\* Issued on not less than 15 days notice under authority of Special Permission Number 87-274 of the Federal Communications Commission.

\*\* Certain regulations appearing on this page were previously found on Original Page 165.

---

ISSUED: April 21, 1987                      EFFECTIVE: May 6, 1987  
Pete Holland - Chief Financial Officer  
The Chillicothe Telephone Company  
P.O. Box 480  
Chillicothe, Ohio 45601-0480

SECTION 6. SWITCHED ACCESS SERVICE (Cont.)

6.2 Provision and Description of Switched Access Service  
Feature Groups (Cont.)

(M)

6.2.1 Feature Group A (FGA) (Cont.)

(B) Optional Features (Cont.)

(2) Transport Termination Optional Features  
(Cont.)

- (b) Two-way operation with dial pulse address signaling and ground start supervisory signaling
- (c) Two-way operation with dual tone multifrequency address signaling and loop start supervisory signaling
- (d) Two-way operation with dual tone multifrequency address signaling and ground start supervisory signaling
- (e) Terminating operation with dial pulse address signaling and loop start supervisory signaling
- (f) Terminating operation with dial pulse address signaling and ground start supervisory signaling
- (g) Terminating operation with dual tone multifrequency address signaling and loop start supervisory signaling

(M)

Certain regulations on this page formerly appeared on  
page 184 of the EXCHANGE CARRIER ASSOCIATION TARIFF F.C.C.  
NO. 1.

---

ISSUED: October 3, 1986                      EFFECTIVE: January 1, 1987  
Pete Holland - Chief Financial Officer  
The Chillicothe Telephone Company  
P.O. Box 480  
Chillicothe, Ohio 45601-0480

SECTION 6. SWITCHED ACCESS SERVICE (Cont.)

6.2 Provision and Description of Switched Access Service (M)  
Feature Groups (Cont.)

6.2.1 Feature Group A (FGA) (Cont.)

(B) Optional Features (Cont.)

(2) Transport Termination Optional Features  
(Cont.)

- (h) Terminating operation with dual tone multifrequency address signaling and ground start supervisory signaling
- (i) Originating operation with loop start supervisory signaling
- (j) Originating operation with ground start supervisory signaling

(3) Local Transport Optional Features

- (a) Supervisory Signaling (as set forth in 6.1.2(A) (2) (a) preceding) (M)  
(T)
- (b) Customer Specified Entry Switch Receive Level (M)

(4) Certain other features which may be available in connection with Feature Group A are provided under the Telephone Company's local and/or exchange service tariffs. These are:

- (a) Speed Calling
- (b) Remote Call Forwarding
- (c) Bill Number Screening
- (d) IntraLATA Extensions (M)

Certain regulations on this page formerly appeared on pages 184 and 184.1 of the EXCHANGE CARRIER ASSOCIATION TARIFF F.C.C. NO. 1.

---

ISSUED: October 3, 1986                      EFFECTIVE: January 1, 1987  
Pete Holland - Chief Financial Officer  
The Chillicothe Telephone Company  
P.O. Box 480  
Chillicothe, Ohio 45601-0480

SECTION 6. SWITCHED ACCESS SERVICE (Cont.)

6.2 Provision and Description of Switched Access Service  
Feature Groups (Cont.)

6.2.1 Feature Group A (FGA) (Cont.)

(C) Transmission Specifications

FGA is provided with either Type B or Type C Transmission Specifications. The specifications for the associated parameters are guaranteed to the first point of switching. Type C Transmission Specifications are provided with Interface Group 1 and Type B is provided with Interface Groups 2 through 10. Type DB Data Transmission Parameters are provided with FGA to the first point of switching.

(D) Testing Capabilities

FGA is provided, in the terminating direction where equipment is available, with seven digit access to balance (100 type) test line and milliwatt (102 type) test line. In addition to the tests described in 6.1.5 preceding which are included with the installation of service and as ongoing routine testing, Additional Cooperative Acceptance Testing, Additional Manual Testing and Additional Manual Cooperative Testing are available as set forth in 13.3.5 of NATIONAL EXCHANGE CARRIER ASSOCIATION TARIFF F.C.C. NO. 5. (T) (T)

6.2.2 Feature Group B (FGB)

(A) Description

- (1) FGB, when directly routed to an end office (i.e., provided without the use of an



SECTION 6. SWITCHED ACCESS SERVICE (Cont.)

6.2 Provision and Description of Switched Access Service  
Feature Groups (Cont.)

(M)

6.2.2 Feature Group B (FGB) (Cont.)

(A) Description (Cont.)

access tandem switch), is provided at appropriately equipped Telephone Company electronic end office switches. When provided via Telephone Company designated electronic access tandem switches, FGB switching is provided at Telephone Company electronic and electromechanical end office switches.

- (2) FGB is provided as truck side switching through the use of end office or access tandem switch trunk equipment. The switch trunk equipment is provided with wink start start-pulsing signals and answer and disconnect supervisory signaling.
- (3) FGB switching is provided with multifrequency address signaling in both the originating and terminating directions. Except for FGB switching provided with the automatic number identification (ANI) or rotary dial station signaling arrangements as set forth in 6.3 following, any other address signaling in the originating direction, if required by the customer, must be provided by the customers end user using inband tone signaling techniques. Such inband tone address signals will not be regenerated by the Telephone Company and will be subject to the ordinary transmission capabilities of the Local Transport provided.

(M)

Certain regulations on this page formerly appeared on page 185 of the EXCHANGE CARRIER ASSOCIATION TARIFF F.C.C. NO. 1.

---

ISSUED: November 14, 1988      EFFECTIVE: January 1, 1989  
Pete Holland - Chief Financial Officer  
The Chillicothe Telephone Company  
P.O. Box 480  
Chillicothe, Ohio 45601-0480

SECTION 6. SWITCHED ACCESS SERVICE (Cont.)

6.2 Provision and Description of Switched Access Service  
Feature Groups (Cont.)

6.2.2 Feature Group B (FGB) (Cont.)

(A) Description (Cont.)

- (4) The access code for FGB switching is a uniform access code. The form of the uniform access code is 950-10XX for carriers. One uniform access code will be assigned to the customer for the customer's domestic communications and another will be assigned to the customer for its international communications, if required. These uniform access codes will be the assigned access numbers of all FGB switched access service provided to the customer by the Telephone Company.
- (5) FGB switching, when used in the terminating direction, may be used to access valid NXXs in the exchanges, time or weather announcement services of the Telephone Company, community information services of an information service provider and other customers' services (by dialing the appropriate digits). When directly routed to an end office, only those valid NXX codes served by that end office may be accessed. When routed through an access tandem, only those valid NXX codes served by end offices subtending the access tandem may be accessed. The customer will also be billed additional non-access charges for calls to certain community information services for which rates are applicable under Telephone Company exchange service tariffs, e.g., 976 (DIAL-IT) Network Service. Additionally, non-access (C) \*

\* Issued on not less than 15 days notice under authority of special Permission Number 87-274 of the Federal Communications Commission.

---

ISSUED: April 21, 1987                      EFFECTIVE: May 6, 1987  
Pete Holland - Chief Financial Officer  
The Chillicothe Telephone Company  
P.O. Box 480  
Chillicothe, Ohio 45601-0480

SECTION 6. SWITCHED ACCESS SERVICE (Cont.)

6.2 Provision and Description of Switched Access Service  
Feature Groups (Cont.)

6.2.2 Feature Group B (FGB) (Cont.)

(A) Description (Cont.)

charges will also, be billed for calls from a FGB trunk to another customer's service in accordance with that customer's application service rates when the Telephone Company performs the billing function for that customer. Calls in the terminating direction will not be completed to 950-10XX access codes, local operator assistance (0- and 0+), service codes 611 and 911 or 10XXX access codes.

FGB may not be switched, in the terminating direction, to Switched Access Services Feature Groups B, C, and D.

(N)

- (6) The Telephone Company will establish a trunk group or groups for the customer at end office switches or access tandem switches where FGB switching is provided. When required by technical limitations, a separate trunk group will be established for each type of FGB switching arrangement provided. Different types of FGB or other switching arrangements may be combined in a single trunk group at the option of the Telephone Company.
- (7) When all FGB switching arrangements are discontinued at an end office and/or in

SECTION 6. SWITCHED ACCESS SERVICE (Cont.)

6.2 Provision and Description of Switched Access Service  
Feature Groups (Cont.)

6.2.2 Feature Group B (FGB) (Cont.)

(A) Description (Cont.)

an exchange, and intercept announcement is (C) \*  
provided. This arrangement provides, for a  
limited period of time, an announcement  
that the service associated with the number  
dialed has been disconnected.

(B) Optional Features

(1) Common Switching Optional Feature

- |  |       |
|--|-------|
| (a) Automatic Number Identification (ANI)  |       |
| (b) Up to 7 Digit Outpulsing of Access<br>Digits to Customer   |       |
| (c) Hunt Group Arrangement for Use with<br>Special Access Service utilized in the<br>provision of WATS or WATS-type services   | (N) * |
| (d) Uniform Call Distribution Arrangement<br>for use with Special Access Service<br>utilized in the provision of WATS or<br>WATS-type Services   |       |
| (e) Nonhunting Number for Use with Hunt<br>Group Arrangement or Uniform Call<br>Distribution Arrangement for Use with<br>Special Access Service utilized in the<br>provision of WATS or WATS-type Services |       |
| (f) Band Advance Arrangement for Use with<br>Special Access Service utilized in the<br>provision of WATS or WATS-type Services   | (N) * |

\* Issued on not less than 15 days notice under authority of  
Special Permission Number 87-274 of the Federal  
Communications Commission.

Certain regulations previously found on this page can now  
be found on Original Page 172.1

SECTION 6. SWITCHED ACCESS SERVICE (Cont.)

6.2 Provision and Description of Switched Access Service  
Feature Groups (Cont.)

6.2.2 Feature Group B (FGB) (Cont.)

(B) Optional Features (Cont.)

(2) Transport Termination Optional Features

(M) \*

(a) Rotary Dial Station Signaling

(3) Local Transport Optional Features

(a) Customer Specification of Local  
Transport Termination

(b) Supervisory Signaling (as set forth  
in 6.1.2(B) (2) (a) preceding)

(c) Customer Specified Entry Switch  
Received Level

(4) Another feature, Bill Number Screening, which  
may be available in connection with FGB, is  
provided under the Telephone Company's local  
and/or general exchange service tariffs.

(M) \*

\* Certain regulations appearing on this page were previously  
found on Original Page 172.

ISSUED: April 21, 1987

EFFECTIVE: May 6, 1987

Pete Holland - Chief Financial Officer

The Chillicothe Telephone Company

P.O. Box 480

Chillicothe, Ohio 45601-0480

SECTION 6. SWITCHED ACCESS SERVICE (Cont.)

6.2 Provision and Description of Switched Access Service  
Feature Groups (Cont.)

6.2.2 Feature Group B (FGB) (Cont.)

(C) Transmission Specifications

FGB is provided with either Type B or Type C Transmission Specifications. The specification for the associated parameters are guaranteed to the end office when routed directly or to the first point of switching when routed via an access tandem. Type C Transmission Specifications are provided with Interface Group 1 and Type B is provided with Interface Groups 2 through 10. Type DB Data Transmission Parameters are provided with FGB to the first point of switching.

(D) Testing Capabilities

FGB is provided, in the terminating direction where equipment is available, with seven digit access to balance (100 type) test line, milliwatt (102 type) test line, nonsynchronous or synchronous test line, automatic transmission measuring (105 type) test line, data transmission (107 type) test line, loop around test line, short circuit test line and open circuit test line. In addition to the tests described in in 6.1.6 preceding which are included with the installation of service and as ongoing routine testing. Additional Cooperative Acceptance Testing, Additional Automatic Testing, and Additional Manual Testing are available as set forth in 13.3.5 of NATIONAL EXCHANGE CARRIER ASSOCIATION TARIFF F.C.C. NO. 5. (T)  
(T)

SECTION 6. SWITCHED ACCESS SERVICE (Cont.)

6.2 Provision and Description of Switched Access Service  
Feature Groups (Cont.)

6.2.3 Feature Group C (FGC)

(A) Description

- (1) FGC is provided at all Telephone Company end office switches on a direct trunk basis or via Telephone Company designated access tandem switches. FGC switching is providing to the customer (i.e., originating and terminating FGC switching is available to providers of MTS and WATS, and originating FGC switching is available to all customers when used to provide the Interim NXX Translation optional feature, or Toll Free Data Base Access Service) at an end office switch unless Feature Group D end office switching is provided in the same office. When FGD switching is available, FGC switching will not be provided.
- (2) FGC is provided as trunk side switching through the use of end office or access tandem switch trunk equipment. The switch trunk equipment is provided with answer and disconnect supervisory signaling. Wink start start-pulsing signals are provided in all offices where available. In those offices where wink start start-pulsing signals are not available, delay dial start-pulsing signals will be provided, unless immediate dial pulse signaling is provided, in which case no start-pulsing signals are provided.

(N)

ISSUED: June 16, 2021

EFFECTIVE: July 1, 2021

Pete Holland - Chief Financial Officer  
The Chillicothe Telephone Company  
P.O. Box 480  
Chillicothe, Ohio 45601-0480

SECTION 6. SWITCHED ACCESS SERVICE (Cont.)

6.2 Provision and Description of Switched Access Service  
Feature Groups (Cont.)

(M)

6.2.3 Feature Group C (FGC) (Cont.)

(A) Description (Cont.)

- (3) FGC is provided with multi-frequency address signaling except in certain electromechanical end office switches where multi-frequency signaling is not available. In such switches, the address signaling will be dial pulse, revertive pulse, immediate dial pulse or panel call indicator signaling, whichever is available. Up to 12 digits of the called party number dialed by the customer's end user using dual tone multifrequency or dial pulse address signals will be provided by Telephone Company equipment to the customer's premises where the Switched Access Service terminates. Such called party number signals will be subject to the ordinary transmission capabilities of the Local Transport provided.
- (4) No access code is required for FGC switching. The telephone number dialed by the customer's end user shall be a seven or ten digit number for calls in the North American Numbering Plan (NANP). For international calls outside the NANP, a seven to twelve digit number may be dialed. The form of the numbers dialed by the customer's end user is NXX-XXXX, 0 or 1 + NXX-XXXX, NPA + NXX-XXXX, 0 or 1 + NPA + NXX-XXXX, and, when the

(M)

Certain regulations on this page formerly appeared on page 189 of the EXCHANGE CARRIER ASSOCIATION TARIFF F.C.C. NO. 1.

---

ISSUED: October 3, 1986                      EFFECTIVE: January 1, 1987  
Pete Holland - Chief Financial Officer  
The Chillicothe Telephone Company  
P.O. Box 480  
Chillicothe, Ohio 45601-0480



SECTION 6. SWITCHED ACCESS SERVICE (Cont.)

6.2 Provision and Description of Switched Access Service  
Feature Groups (Cont.)

(M)

6.2.3 Feature Group C (FGC)

(A) Description (Cont.)

end office is equipped for International  
Direct Distance Dialing (IDDD),  
01 + CC + NN or 011 + CC + NN.

- (5) FGC switching, when used in the terminating direction, may be used to access valid NXXs in the LATA, time or weather announcement services of the Telephone Company, community information services of an information provider, and other customers' services (by dialing the appropriate codes) when the services can be reached using valid NXX codes. When directly routed to an end office, only those valid NXX codes served by that office may be accessed. When routed through an access tandem, only those valid NXX codes served by offices subtending the access tandem may be accessed. Where measurement capabilities exist, the customer will also be billed additional non-access charges for calls to certain community information services, for which rates are applicable under Telephone Company exchange service tariffs, e.g., 976 (DIAL-IT) Network Services. Additionally, non-access charges will also be billed for calls from an FGC trunk to another customer's service in accordance with that customer's applicable service rates when the

(M)

Certain regulations on this page formerly appeared on  
pages 189 and 190 of the EXCHANGE CARRIER ASSOCIATION TARIFF  
F.C.C. NO. 1.

ISSUED: October 3, 1986

EFFECTIVE: January 1, 1987

Pete Holland - Chief Financial Officer

The Chillicothe Telephone Company

P.O. Box 480

Chillicothe, Ohio 45601-0480

SECTION 6. SWITCHED ACCESS SERVICE (Cont.)

6.2 Provisions and Description of Switched Access Service  
Feature Groups (Cont.)

6.2.3 Feature Group C (FGC) (Cont.)

(A) Description (Cont.)

Telephone Company performs the billing function for that customer. Calls in the terminating direction will not be completed to 950-10XX access codes, local operator assistance (0- and 0+), service codes 611 and 911 and 10XXX access codes.

FGC may not be switched, in the terminating direction, to Switched Access Service Feature Groups B, C, or D.

(N)

- (6) The Telephone Company will establish a trunk group or groups for the customer at end office switches or access tandem switches where FGC switching is provided. When required by technical limitations, a separate trunk group will be established for each type of FGC switching arrangement provided. Different types of FGC or other switching arrangements may be combined in a single trunk group at the option of the Telephone Company.

SECTION 6. SWITCHED ACCESS SERVICE (Cont.)

6.2 Provision and Description of Switched Access Service  
Feature Groups (Cont.)

6.2.3 Feature Group C (FGC) (Cont.)

(D) \*

(D) \*

(B) Optional Features

(1) Common Switching Optional Features

- (a) Automatic Number Identification (ANI)
- (b) Service Class Routing
- (c) Dial Pulse Address Signaling
- (d) Revertive Pulse Address Signaling
- (e) Delay Dial Start-Pulsing Signaling
- (f) Immediate Dial Pulse Address  
Signaling
- (g) Panel Call Indicator Address  
Signaling
- (h) Alternate Traffic Routing
- (i) Trunk Access Limitation

\* Issued on not less than 15 days notice under authority of  
Special Permission Number 87-274 of the Federal  
Communications Commission.

---

ISSUED: April 21, 1987                      EFFECTIVE: May 6, 1987  
Pete Holland - Chief Financial Officer  
The Chillicothe Telephone Company  
P.O. Box 480  
Chillicothe, Ohio 45601-0480

SECTION 6. SWITCHED ACCESS SERVICE (Cont.)

6.2 Provision and Description of Switched Access Service  
Feature Groups (Cont.)

(M)

6.2.3 Feature Group C (FGC) (Cont.)

(B) Optional Features (Cont.)

(1) Common Switching Optional Features  
(Cont.)

- (j) End Office End User Line Service Screening for Use with Special Access Service utilized in the provision of WATS or WATS-type services
- (k) Hunt Group Arrangement for Use with Special Access Service utilized in the provision of WATS or WATS-type services
- (l) Uniform Call Distribution Arrangement for Use with Special Access Service utilized in the provision of WATS or WATS-type services
- (m) Nonhunting Number for Use with Hunt Group Arrangement or Uniform Call Distribution Arrangement for Use with Special Access Service utilized in the provision of WATS or WATS-type services
- (n) Band Advance Arrangement for Use with Special Access Service utilized in the provision of WATS or WATS-type services

(2) Transport Termination Optional Features

- (a) Operator Trunks - i.e., Coin, Non-Coin and Combined Coin and

(M)

Certain regulations on this page formerly appeared on page 191 of the EXCHANGE CARRIER ASSOCIATION TARIFF F.C.C. NO. 1.

ISSUED: October 3, 1986

EFFECTIVE: January 1, 1987

Pete Holland - Chief Financial Officer

The Chillicothe Telephone Company

P.O. Box 480

Chillicothe, Ohio 45601-0480

SECTION 6. SWITCHED ACCESS SERVICE (Cont.)

6.2 Provision and Description of Switched Access Service  
Feature Groups (Cont.)

6.2.3 Feature Group C (FGC) (Cont.)

(B) Optional Features (Cont.)

(2) Transport Termination Optional Features  
(Cont.)

Non-Coin. (Non-Coin Trunks are provided at Telephone Company electronic and electromechanical end offices. Coin and Combined Coin and Non-Coin are provided only at Telephone Company electronic end offices and other Telephone Company end offices where equipment is available.)

(3) Local Transport Optional Features

(a) Supervisory Signaling (as set forth in 6.1.2(A) (2) (a) preceding).

(4) Chargeable Optional Features

(a) Interim NXX Translation (as set forth in 6.3.3 following. (C)

(C) Transmission Specifications

FGC is provided with either Type B or Type C Transmission Specifications as follows:

- When routed directly to the end office either Type B or Type C is provided.
- When routed to an access tandem only Type B is provided.

---

ISSUED: September 1, 1993

EFFECTIVE: December 1, 1993

Pete Holland - Chief Financial Officer  
The Chillicothe Telephone Company  
P.O. Box 480  
Chillicothe, Ohio 45601-0480

SECTION 6. SWITCHED ACCESS SERVICE (Cont.)

6.2 Provision and Description of Switched Access Service  
Feature Groups (Cont.)

(M)

6.2.3 Feature Group C (FGC) (Cont.)

(C) Transmission Specifications (Cont.)

- Type B or Type C is provided on the transmission path from the access tandem to the end office.

Type C Transmission Specifications are provided with Interface Group 1 when routed directly to an end office. Type B is provided with Interface Groups 2 through 10, whether routed directly to an end office or to an access tandem.

Type DB Data Transmission Parameters are provided with FGC for the transmission path between the customer's premises and the end office when directly routed to the end office, and Type DB Data Transmission Parameters are provided for the transmission path between the customer's premises and the access tandem and between the access tandem and the end office when routed via an access tandem.

(D) Testing Capabilities

FGC is provided, in the terminating direction, where equipment is available with seven digit access to balance (100 type) test line, milliwatt (102 type) test line, nonsynchronous or synchronous test line, automatic transmission measuring (105 type) test line, data transmission (107 type) test line, loop around test line, short circuit

(M)

Certain regulations on this page formerly appeared on pages 192 and 193 of the EXCHANGE CARRIER ASSOCIATION TARIFF F.C.C. NO. 1.

---

ISSUED: October 3, 1986                      EFFECTIVE: January 1, 1987  
Pete Holland - Chief Financial Officer  
The Chillicothe Telephone Company  
P.O. Box 480  
Chillicothe, Ohio 45601-0480

SECTION 6. SWITCHED ACCESS SERVICE (Cont.)

6.2 Provision and Description of Switched Access Service  
Feature Groups (Cont.)

6.2.3 Feature Group C (FGC) (Cont.)

(D) Testing Capabilities (Cont.)

test line and open circuit test line. In addition to the tests described in 6.1.5 preceding which are included with the installation of service and as ongoing routine testing, Additional Cooperative Acceptance Testing, Additional Automatic Testing, Additional Manual Cooperative Testing and Additional Manual Testing are available as set forth in 13.3.5 of NATIONAL (T)  
EXCHANGE CARRIER ASSOCIATION TARIFF F.C.C. NO. 5. (T)

6.2.4 Feature Group D (FGD)

(A) Description

- (1) FGD Access, which is available to all customers, provides trunk side access to Telephone Company end office switches. Special Access Services utilized for connection with FGD at Telephone Company designated WATS Serving offices as set forth in Section 7. following may be ordered separately by a customer other than the customer which orders the FGD Switched Access Service for the provision of WATS or WATS-type services. Special Access Services are ordered as set forth in 5.2 preceding.
- (2) FGD is provided at Telephone Company designated electronic end office switches whether routed directly or via Telephone Company designated electronic access tandem switches.

SECTION 6. SWITCHED ACCESS SERVICE (Cont.)

6.2 Provision and Description of Switched Access Service  
Feature Groups (Cont.)

6.2.4 Feature Group D (FGD) (Cont.)

(N)

(A) Description (Cont.)

- (3) FGD is provided as trunk side switching through the use of end office or access tandem switch trunk equipment. The switch trunk equipment is provided with wink start start-pulsing signals and answer and disconnect supervisory signaling.
- (4) FGD switching is provided with multifrequency address signaling. Up to 12 digits of the called party number dialed by the customer's end user using dual tone multifrequency or dial pulse address signals will be provided by Telephone Company equipment to the customer's premises where the Switched Access Service terminates. Such address signals will be subject to the ordinary transmission capabilities of the Local Transport provided.
- (5) FGD switching, when used in the terminating direction, may be used to access valid NXXs in the LATA, time or weather announcement services of the Telephone Company, community information services of an information service provider, and other customers' services (by dialing the appropriate codes) when such services can be reached using valid NXX codes. When directly routed to an end office, only those valid NXX codes served by that office may be accessed. When routed

(N)



SECTION 6. SWITCHED ACCESS SERVICE (Cont.)

6.2 Provision and Description of Switched Access Service  
Feature Groups (Cont.)

6.2.4 Feature Group D (FGD) (Cont.)

(N)

(A) Description (Cont.)

through an access tandem, only those valid NXX codes served by end offices subtending the access tandem may be accessed. The customer will also be billed additional non-access charges for calls to certain community information services, for which rates are applicable under Telephone Company exchange service tariffs, e.g., 976 (DIAL-IT) Network Service. Additionally, nonaccess charges will also be billed for calls from a FGD trunk to another customer's service in accordance with that customer's applicable service rates when the Telephone Company performs the billing function for that customer. Calls in the terminating direction will not be completed to 950-1XXX or 950-0XXX access codes, local operator assistance (0- and 0+), service codes 611 and 911 and 10XXX access codes. FGD may not be switched, in the terminating direction, to Switched Access Service Feature Groups B, C or D.

- (6) The Telephone Company will establish a trunk group or groups for the customer at end office switches or access tandem switches where FGD switching is provided. When required by technical limitations, a separate trunk group will be established for each type of FGD switching arrangement provided. Different types of FGD or other switching arrangements may be combined in a single trunk group at the option of the Telephone Company.

(N)

SECTION 6. SWITCHED ACCESS SERVICE (Cont.)

6.2 Provision and Description of Switched Access Service  
Feature Groups (Cont.)

6.2.4 Feature Group D (FGD) (Cont.)

(A) Description (Cont.)

- (7) FGD switching may or may not require an access code. No access code is required for calls to a customer over FGD Switched Access Service if the end user's telephone exchange service is arranged for presubscription to that customer. In the Telephone Company's network configuration, presubscription services are available in all end offices, including Hallsville and Kingston: the 10XXX access code dialing pattern is not available in the foregoing listed offices. As of June 1989, the Kingston and Hallsville offices will have 10XXX access code dialing available to subscribers in these end office areas, which is described following. (T)

In all exchanges including where the 10XXX access code is not available, the number dialed by the customer's end user shall be a seven or ten digit number for calls in the North American Numbering Plan (NANP). For international calls outside the NANP, a seven to twelve digit number may be dialed. The form of the numbers dialed by the customer's end user is NXX-XXXX, 0 or 1 + NXX-XXXX, NPA + NXX-XXXX, 0 or 1 + NPA + NXX-XXXX, and, when the end office is equipped for International Direct Distance Dialing (IDDD), 01 + CC + NN or 011 + CC + NN. (T)

SECTION 6. SWITCHED ACCESS SERVICE (Cont.)

6.2 Provision and Description of Switched Access Service  
Feature Groups (Cont.)

6.2.4 Feature Group D (FGD) (Cont.)

(A) Description (Cont.)

Where an access code is used, the code is of the form 10XXX. The access code(s) will be the assigned number of all FGD access provided to the customer by the Telephone Company. When the 10XXX access code is used, FGD switching also provides for dialing the digit 0 for access to the customer's operator, 911 for access to the Telephone Company's emergency reporting service, or the end-of-dialing digit (#) for cut-through access to the customer designated premises. Except for the Telephone Company's end offices mentioned above, the remaining end offices will have the 10XXX access code.

- (8) FGD switching will be arranged to accept calls from telephone exchange service locations without the need for dialing the 10XXX uniform access code. Each telephone exchange service line may be marked with a code to identify which 10XXX code its calls will be directed to for InterLATA service.
- (9) Unless prohibited by technical limitations, the customer's Interim NXX Translation and/or Toll Free Data Base traffic may, at the option of the customer, be combined in the same trunk group arrangement with the customer's non-Interim NXX Translation traffic. (N)

---

ISSUED: June 16, 2021

EFFECTIVE: July 1, 2021

Pete Holland - Chief Financial Officer  
The Chillicothe Telephone Company  
P.O. Box 480  
Chillicothe, Ohio 45601-0480

SECTION 6. SWITCHED ACCESS SERVICE (Cont.)

6.2 Provision and Description of Switched Access Service  
Feature Groups (Cont.)

6.2.4 Feature Group D (FGD) (Cont.)

(A) Description (Cont.)

When required by technical limitations, or at the request of the customer, a separate trunk group will be established for Interim NXX Translation traffic.

- (10) When a customer has had FGB access in an end office and subsequently replaces the FGB access with FGD access, at the mutual agreement of the customer and the Telephone Company, the Telephone Company will direct calls dialed by the customer's end users using the customer's previous FGB access code to the customer's FGD access service. The customer must be prepared to handle normally dialed FGD calls, as well as calls dialed with the FGB access code which requires the customer to receive additional address signaling from the end user. Such calls will be related as FGD. The Telephone Company may, with 90 days' written notice to the customer, discontinue this arrangement.

(B) Optional Features

Following are the various nonchargeable and chargeable optional features that are available in lieu of, or in addition to, the standard features provided with Feature Group D. Nonchargeable Optional Features are provided as Common Switching, Transport Termination and Local Transport options as set forth in

---

ISSUED: November 17, 1988

EFFECTIVE: January 1, 1989

Pete Holland - Chief Financial Officer

The Chillicothe Telephone Company

P.O. Box 480

Chillicothe, Ohio 45601-0480

SECTION 6. SWITCHED ACCESS SERVICE (Cont.)

6.2 Provision and Description of Switched Access Service  
Feature Groups (Cont.)

6.2.4 Feature Group D (FGD) (Cont.)

(B) Optional Features (Cont.)

(1) through (3) following. Local Transport options associated with Common Channel Signaling Network Connection Service (CCSNC) are described in 6.2.4 following. All other Local Transport options, due to their technical nature, are described in 15.1.1 of NATIONAL EXCHANGE CARRIER ASSOCIATION TARIFF F.C.C No. 5. Chargeable options features are set forth in (4) following.

(1) Common Switching Options

Descriptions of the common switching optional features are set forth in 6.3.1 following.

- (a) Automatic Number Identification (ANI)
- (b) Service Class Routing\*
- (c) Alternate Traffic Routing\*
- (d) Trunk Access Limitation\*
- (e) International Carrier Option
- (f) Band Advance Arrangement for Use with Special Access Service Utilized in the Provision of WATS or WATS-Type Services
- (g) End Office End User Line Service Screening for Use with Special Access Service Utilized in the Provision of WATS or WATS-Type Services

Certain regulations previously found on this page can now be found on Original Page 188.1.

---

ISSUED: November 14, 1997

EFFECTIVE: November 29, 1997

Pete Holland - Chief Financial Officer  
The Chillicothe Telephone Company  
P.O. Box 480  
Chillicothe, Ohio 45601-0480

SECTION 6. SWITCHED ACCESS SERVICE (Cont.)

6.2 Provision and Description of Switched Access Service  
Feature Groups (Cont.)

6.2.4 Feature Group D (FGD) (Cont.)

(B) Optional Features (Cont.)

(1) Common Switching Options (Cont.)

(M)

- (h) Hunt Group Arrangement for Use with  
Special Access Service Utilized in  
the Provision of WATS or WATS-Type  
Services
- (i) Uniform Call Distribution Arrangement  
for Use with Special Access Service  
Utilized in the Provision of WATS  
or WATS-Type Services
- (j) Nonhunting Number Associated with  
Hunt Group Arrangement or Uniform

(M)

Certain regulations on this page formerly appeared on Second Revised Page 188.

ISSUED: November 14, 1997

EFFECTIVE: November 29, 1997

Pete Holland - Chief Financial Officer

The Chillicothe Telephone Company

P.O. Box 480

Chillicothe, Ohio 45601-0480

SECTION 6. SWITCHED ACCESS SERVICE (Cont.)

6.2 Provision and Description of Switched Access Service  
Feature Groups (Cont.)

6.2.4 Feature Group D (FGD) (Cont.)

(B) Optional Features (Cont.)

(1) Common Switching Options (Cont.)

Call Distribution Arrangement for  
Use with Special Access Service  
Utilized in the Provision of WATS  
or WATS-Type Services

(2) Transport Termination Option

(a) Operator Trunk - Full Feature

(3) Local Transport Optional Feature

(a) One optional feature is available with  
Local Transport associated with FGD.  
That optional feature is supervisory  
Signaling and 64 Clear Channel Capability.  
The 64 Clear Channel Capability optional  
feature, due to its technical nature, is  
set forth in 15.1.1 of NATIONAL EXCHANGE  
CARRIER ASSOCIATION TARIFF F.C.C. No. 5.

(4) Chargeable Optional Features

- (a) Interim NXX Translation  
(b) Non-switched Transport on OC-48 Dedicated  
Ring Service

This service option allows non-switched  
transport over SONET shared  
fiber rings service. A SONET terminal  
(node) manages traffic and allows pass  
through traffic (minutes) to continue  
through the service area on the fiber ring(s).  
A per minute of use charge will be applied  
to pass through traffic. The specific rate is  
set forth in Section 17.1.3.

(N)

(N)

SECTION 6. SWITCHED ACCESS SERVICE (Cont.)

6.2 Provision and Description of Switched Access Service  
Feature Groups (Cont.)

6.2.4 Feature Group D (FGD) (Cont.)

(C) Design and Traffic Routing

For Feature Group D, the Telephone Company shall design and determine the routing of Tandem Switched Transport service, including the selection of the first point of switching and the selection of facilities from the interface to any switching point and to the end offices where busy hour minutes of capacity are ordered. The Telephone Company shall also decide if capacity is to be provided by originating only, terminating only, or two-way trunk groups. Finally, the Telephone Company shall also decide if capacity is

(T)  
|  
(T)



SECTION 6. SWITCHED ACCESS SERVICE (Cont.)

6.2 Provision and Description of Switched Access Service  
Feature Groups (Cont.)

6.2.4 Feature Group D (FGD) (Cont.)

(C) Design and Traffic Routing (Cont.)

to be provided by originating only, terminating only, or two-way trunk groups. Finally, the Telephone Company will decide whether trunk side access will be provided through the use of two-wire or four-wire trunk terminating equipment.

(N)

Selection of facilities and equipment and traffic routing of the service are based on standard engineering methods, available facilities and equipment, and the Telephone Company traffic routing plans. If the customer desires routing or directionality different from that determined by the Telephone Company, the Telephone Company will work cooperatively with the customer in determining (1) whether the service is to be routed directly to an end office or through an access tandem switch and (2) the directionality of the service.

(D) Measuring Access Minutes

Customer traffic to end offices will be recorded by the Telephone Company at end office switches or access tandem switches. Originating and terminating calls will be recorded by the Telephone Company to determine the basis for computing chargeable access minutes. In the event the customer message detail is not available because the Telephone Company lost or damaged tapes or incurred recording system outages, the

(N)

SECTION 6. SWITCHED ACCESS SERVICE (Cont.)

6.2 Provision and Description of Switched Access Service  
Feature Groups (Cont.)

6.2.4 Feature Group D (FGD) (Cont.)

(D) Measuring Access Minutes (Cont.)

Telephone Company will estimate the volume of lost customer access minutes of use based on previously known values.  
For both originating and terminating calls over FGD the measured minutes are the chargeable access minutes.

For originating calls over FGD, usage measurement begins when the originating FGD first point of switching receives the first wink supervisory signal forwarded from the customer's point of termination.

The measurement of originating call usage over FGD ends when the originating FGD first point of switching receives disconnect supervision from either the originating end user's end office, indicating the originating end user has disconnected, or the customer's point of termination, whichever is recognized first by the first point of switching.

For terminating calls over FGD, the measurement of access minutes begins when the terminating FGD first point of switching receives answer supervision from the terminating end user's end office, indicating the terminating end user has answered.

The measurement of terminating call usage over FGD ends when the terminating FGD first point of switching receives disconnect supervision from either the terminating

(N)

(N)

SECTION 6. SWITCHED ACCESS SERVICE (Cont.)

6.2 Provision and Description of Switched Access Service  
Feature Groups (Cont.)

6.2.4 Feature Group D (FGD) (Cont.)

(D) Measuring Access Minutes (Cont.)

end user's end office, indicating the terminating end user has disconnected, or the customer's point of terminating, whichever is recognized first by the first point of switching.

(N)

(E) Design Blocking Probability

The Telephone Company will design the facilities used in the provision of Switched Access Service FGD to meet the blocking probability criteria as set forth in (1) and (2) following.

- (1) For Feature Group D, the design blocking objective will be no greater than one percent (.01) between the point of termination at the customer's designated premises and the end office switch, whether the traffic is directly routed without an alternate route or routed via an access tandem. Standard traffic engineering methods as set forth in reference document Telecommunications Transmission Engineering - Volume 3 - Networks and Services (Chapter 6-7) will be used by the Telephone Company to determine the number of transmission paths required to achieve this level of blocking.
- (2) The Telephone Company will perform routine measurement functions to assure that an adequate number of transmission paths are in service. The Telephone Company

(N)

SECTION 6. SWITCHED ACCESS SERVICE (Cont.)

6.2 Provision and Description of Switched Access Service  
Feature Groups (Cont.)

6.2.4 Feature Group D (FGD) (Cont.)

(E) Design Blocking Probability (Cont.)

will recommend that additional capacity (i.e., busy hour minutes of capacity or trunks) be ordered by the customer when additional paths are required to reduce the measured blocking to the designed blocking level. For the capacity ordered, the design blocking objective is assumed to have been met if the routine measurements show that the measured blocking does not exceed the threshold listed in the following tables.

- (a) For transmission paths carrying only first routed traffic direct between an end office and customers designated premises without an alternate route, and for paths carrying only overflow traffic, the measured blocking thresholds are as follows:

| Number of<br>Transmission Paths<br>Per Trunk Group | Measures Blocking Thresholds<br>in the Time Consistent Busy Hour<br>for the Number of Measurements<br>Taken Between 8:00 a.m. and 11:00 p.m.<br>Per Trunk Group |              |              |              |
|--|---|--------------|--------------|--------------|
|  | 15-20   | 11-14        | 7-10         | 3-6          |
|  | Measurement   | Measurements | Measurements | Measurements |
| 2  | 7%  | 8.0%         | 9%           | 14.0%        |
| 3  | 5%  | 6.0%         | 7%           | 9.0%         |
| 4  | 5%  | 6.0%         | 7%           | 8.0%         |
| 5-6  | 4%  | 5.0%         | 6%           | 7.0%         |
| 7 or more  | 3%  | 3.5%         | 4%           | 6.0%         |

---

ISSUED: November 17, 1988      EFFECTIVE: January 1, 1989  
Pete Holland - Chief Financial Officer  
The Chillicothe Telephone Company  
P.O. Box 480  
Chillicothe, Ohio 45601-0480

SECTION 6. SWITCHED ACCESS SERVICE (Cont.)

6.2 Provision and Description of Switched Access Service  
Feature Groups (Cont.)

6.2.4 Feature Group D (FGD) (Cont.)

(E) Design Blocking Probability (Cont.)

- (b) For transmission paths carrying first routed traffic between an end office and customer's premises via an access tandem, the measured blocking thresholds are as follows:

| Number of<br>Transmission Paths<br>Per Trunk Group | Measures Blocking Thresholds<br>in the Time Consistent Busy Hour<br>for the Number of Measurements<br>Taken Between 8:00 a.m. and 11:00 p.m.<br>Per Trunk Group |              |              |              |
|--|---|--------------|--------------|--------------|
|  | 15-20   | 11-14        | 7-10         | 3-6          |
|  | Measurement   | Measurements | Measurements | Measurements |
| 2  | 4.5%  | 5.5%         | 6.0%         | 9.5%         |
| 3  | 3.5%  | 4.0%         | 4.5%         | 6.0%         |
| 4  | 3.5%  | 4.0%         | 4.5%         | 5.5%         |
| 5-6  | 2.5%  | 3.5%         | 4.0%         | 4.5%         |
| 7 or more  | 2.0%  | 2.5%         | 3.0%         | 4.0%         |

(F) Network Blocking Charge

The customer will be notified by the Telephone Company to increase its capacity (busy hour minutes of capacity or quantities of trunks) when excessive trunk group blocking occurs on groups carrying Feature Group D traffic and the measured access minutes for that hour exceed the capacity purchased. Excessive trunk group blocking occurs when the blocking thresholds stated below are exceeded. They are predicated on time consistent, hourly measurements over a 30 day period excluding Saturdays, Sundays and national holidays. If

SECTION 6. SWITCHED ACCESS SERVICE (Cont.)

6.2 Provision and Description of Switched Access Service  
Feature Groups (Cont.)

6.2.4 Feature Group D (FGD) (Cont.)

(F) Network Blocking Charge (Cont.)

the order for additional capacity has not been received by the Telephone Company within 15 days of the notification, the Telephone Company will bill the customer, at the rate set forth in 17.1.1(D) following, for each overflow in excess of the blocking threshold when (1) the average "30 day period" overflow exceeds the threshold level for any particular hour and (2) the "30 day period" measured average originating or two-way usage for the same clock hour exceeds the capacity purchased. (T)

Blocking Thresholds

| <u>Trunks in Service</u> | <u>1%</u> | <u>1/2%</u> |
|--------------------------|-----------|-------------|
| 1-2                      | 7.0%      | 4.5%        |
| 3-4                      | 5.0%      | 3.5%        |
| 5-6                      | 4.0%      | 2.5%        |
| 7 or greater             | 3.0%      | 2.0%        |

The 1 percent blocking threshold is for transmission paths carrying traffic direct (without an alternate route) between an end office and a customer's premises. The 1/2 percent blocking threshold is for transmission paths carrying first routed traffic between an end office and a customer's premises via an access tandem.

SECTION 6. SWITCHED ACCESS SERVICE (Cont.)

6.2 Provision and Description of Switched Access Service  
Feature Groups (Cont.)

6.2.4 Feature Group D (FGD) (Cont.)

(N)

(G) Testing Capabilities

FGD is provided, in the terminating direction where equipment is available, with seven digit access to balance (100 type) test line, milliwatt (102 type) test line, nonsynchronous or synchronous test line, automatic transmission measuring (105 type) test line, data transmission (107 type) test line, loop around test line, short circuit test line and open circuit test line. In addition to the tests described in 6.1.5 preceding, which are included with the installation of service (Acceptance Testing) are as ongoing routine testing, Additional Cooperative Acceptance Testing, Additional Automatic Testing and Additional Manual Testing, are available as set forth in 13. following.

(N)

SECTION 6. SWITCHED ACCESS SERVICE (Cont.)

6.3 Common Switching, Transport Termination and Interim NXX  
Translation Optional Features

6.3.1 Common Switching Nonchargeable Optional Features

(A) Provision of Other Than Telephone Company  
Selected Traffic Routing

This option allows the customer to specify a particular traffic routing for trunk groups in routing, i.e., the customer may specify that the routing be on a direct trunk basis or via an access tandem. It is available with Feature Groups B, C, and D.

(B) Call Denial on Line or Hunt Group

This option allows for the screening of terminating calls within the exchanges, and for the completion only of calls to 411, 611, 911, 800/888, 555-1212, and a Telephone Company specified set of NXXs within the Telephone Company local exchange calling area of the dial tone office in which the arrangement is provided. All other "toll" calls are routed to a reorder tone or recorded announcement. This feature is provided in all Telephone Company electronic end offices and, where available, in electromechanical end offices. It is available with Feature Group A. (T)

(C) Service Code Denial on Line or Hunt Group

This option allows for the screening of terminating calls within the exchange and for disallowing completion of calls to 0-555 and N11 (e.g., 411, 611, and 911). This feature is provided where available in all Telephone



SECTION 6. SWITCHED ACCESS SERVICE (Cont.)

6.3 Common Switching, Transport Termination and Interim NXX (T)  
Translation Optional Features (Cont.)

6.3.1 Common Switching Nonchargeable Optional Features  
(Cont.)

(C) Service Code Denial on Line or Hunt Group (Cont.)

Company electronic end offices and electro-mechanical end offices. It is available with Feature Group A.

(D) Hunt Group Arrangement

This option provides the ability to sequentially access one of two or more line side connections in the originating direction, when the access code of the line group is dialed. This feature is provided in all Telephone Company end offices. It is available with Feature Group A. All Feature Group A access services in the same hunt group must provide off-hook supervisory signalling from the same point in time in the call sequence, i.e., all off-hook supervisory signals must either be provided by the customer's equipment before the called party answers or all must be forwarded by the customer's equipment when the called party answers.

(E) Uniform Call Distribution Arrangement

This option provides a type of multiline hunting arrangement which provides for an even distribution of calls among the available lines in a hunt group. Where available, this feature is provided in Telephone Company

SECTION 6. SWITCHED ACCESS SERVICE (Cont.)

6.3 Common Switching, Transport Termination and Interim NXX (T)  
Translation Optional Features (Cont.)

6.3.1 Common Switching Nonchargeable Optional Features  
(Cont.)

(E) Uniform Call Distribution Arrangement (Cont.)

electronic end offices only. It is available with Feature Group A.

(F) Nonhunting Number for Use with Hunt Group or  
Uniform Call Distribution Arrangement

This option provides an arrangement for an individual line within a multiline hunt or uniform call distribution group that provides access to that line within the hunt or uniform call distribution group when it is idle or provides busy tone when it is busy, when the nonhunting number is dialed. Where available, this feature is provided in Telephone Company electronic end offices only. It is available with Feature Group A.

(G) Automatic Number Identification (ANI)

This option provides the automatic transmission of a seven or ten digit number and information digits to the customer designated premises for calls originating in the exchanges, to identify the calling station. The ANI feature is an end office software function which is associated on a call-by-call basis with (1) all individual transmission paths in a trunk group routed directly between an end office and a customer's designated

SECTION 6. SWITCHED ACCESS SERVICE (Cont.)

6.3 Common Switching, Transport Termination and Interim NXX (T)  
Translation Optional Features (Cont.)

6.3.1 Common Switching Nonchargeable Optional Features  
(Cont.)

(G) Automatic Number Identification (ANI) (Cont.)

premises or, where technically feasible, with  
(2) all individual transmission paths in a  
trunk group between an end office and an  
access tandem, and a trunk group between an  
access tandem and a customer's designated  
premises.

The seven digit ANI telephone number is  
available with Feature Group B and C. With these  
Feature Groups, technical limitations may  
exist in Telephone Company switching facilities  
which require ANI to be provided only on  
a directly trunked basis. ANI will be  
transmitted on all calls except those  
originating from multiparty lines and coin  
stations and coinless pay telephones using  
Feature Group B, or when an ANI failure  
has occurred.

The ten digit ANI telephone number is only  
available with Feature Group D. The  
ten digit ANI telephone number consists of  
the Numbering Plan Area (NPA) plus the seven  
digit ANI telephone number. The ten digit  
ANI telephone number will be transmitted on  
all calls except those identified as  
multiparty line or ANI failure, in which case  
only the NPA will be transmitted (in addition  
to the information digit described below).

SECTION 6. SWITCHED ACCESS SERVICE (Cont.)

6.3 Common Switching, Transport Termination and Interim NXX  
Translation Optional Features (Cont.)

6.3.1 Common Switching Nonchargeable Optional Features  
(Cont.)

(G) Automatic Number Identification (ANI) (Cont.)

With Feature Group C, at the option of the customer, ANI may be ordered from end offices where Telephone Company recording for end user billing is not provided. Additionally, ANI is provided from end offices where message detail recording is not required by the Telephone Company; as with 800/888 Service. ANI is not provided from end offices (T) where the Telephone Company forwards ANI to its recording equipment.

Where ANI cannot be provided, e.g., on calls from 4 and 8 party services, information digits will be provided to the customer.

The information digits identify:

- (1) telephone number is the station billing number - no special treatment required,
- (2) multiparty line - telephone number is a 4- or 8-party line and cannot be identified - number must be obtained via an operator or in some other manner, (3) ANI failure has occurred in the end office switch which prevents identification of calling telephone number - must be obtained by operator or in some other number,
- (4) hotel/motel originated call which requires room number identification,
- (5) coinless station, hospital, inmate, etc., call which requires special screening

SECTION 6. SWITCHED ACCESS SERVICE (Cont.)

6.3 Common Switching, Transport Termination and Interim NXX (T)  
Translation Optional Features (Cont.)

6.3.1 Common Switching Nonchargeable Optional Features  
(Cont.)

(G) Automatic Number Identification (ANI) (Cont.)

or handling by the customer, and (6) call is an Automatic Identified Outward Dialed (AIOD) call from customer premises equipment. The ANI telephone number is the listed telephone number of the customer and is not the telephone number of the calling party. These ANI information digits are available with Feature Groups B and C.

Additional ANI information digits are available with Feature Group D only. They include:

- (1) InterLATA restricted - telephone number is identified line
- (2) InterLATA restricted - hotel/motel line
- (3) InterLATA restricted - coinless, hospital, inmate, etc., line

These information digits will be transmitted as agreed to by the customer and the Telephone Company.

(H) Up to 7 Digit Outpulsing of Access Digits  
Customer

This option provides for the end office capability of providing up to 7 digits of the uniform access

SECTION 6. SWITCHED ACCESS SERVICE (Cont.)

6.3 Common Switching, Transport Termination and Interim NXX (T)  
Translation Optional Features (Cont.)

6.3.1 Common Switching Nonchargeable Optional Features  
(Cont.)

(H) Up to 7 Digit Outpulsing of Access Digits  
Customer

code (950-10XX) to the customer designated premises. The customer can request that only some of the digits in the access code be forwarded. The access code digits would be provided to the customer designated premises using multifrequency signaling, and transmission of the digits would precede the forwarding of ANI if that feature were provided. It is available with Feature Group B.

(I) Revertive Pulse Address Signaling

This option provides for a dc pulsing arrangement that transmits intelligence in the following manner:

- (1) The equipment at the originating location presets itself to represent the number of pulses required and to count the pulses received from the terminating location.
- (2) The equipment at the terminating location transmits a series of pulses by the momentary grounding of its battery supply until the originating location breaks the dc path to indicate that the required number of pulses has been counted.

SECTION 6. SWITCHED ACCESS SERVICE (Cont.)

6.3 Common Switching, Transport Termination and Interim NXX (T)  
Translation Optional Features (Cont.)

6.3.1 Common Switching Nonchargeable Optional Features  
(Cont.)

(I) Revertive Pulse Address Signaling (Cont.)

This option is available only with  
Feature Group C.

(J) Delay Dial Start-Pulsing Signaling

This option provides a method of indicating to the near end trunk circuit readiness to accept address signaling information by the far end trunk circuit. Delay dial is often referred to as an off-hook, on-hook signaling sequence. The delay dial signal is the off-hook interval and the start-pulsing signal is the on-hook interval. With integrity check, the calling office will not outpulse until a delay dial (off-hook) signal followed by a start-dial (on-hook) signal has been identified at the calling office. This option is available with Feature Group C.

(K) Immediate Dial Pulse Address Signaling

This trunk side option provides for the forwarding of dial pulses from the Telephone Company end office to the customer without the need of a start-pulsing signal from the customer. This option is available with Feature Group C.

SECTION 6. SWITCHED ACCESS SERVICE (Cont.)

6.3 Common Switching, Transport Termination and Interim NXX  
Translation Optional Features (Cont.)

6.3.1 Common Switching Nonchargeable Optional Features  
(Cont.)

(L) Dial Pulse Address Signaling

This trunk side option provides for the transmission of number information, e.g., called number, between the end office switching system and the customer's premises (in either direction) by means of direct current pulses. It is available only with Feature Group C.

(M) Service Class Routing

This option provides the capability of directing originating traffic from an end office to a trunk group to a customer designated premises, based on the line class of service (e.g., coin, multiparty or hotel/motel), service prefix indicator (e.g., 0-, 0+, 01+ or 011+) or service access codes (e.g., 600, 700, 800, 888 or 900). It is provided (T) in suitably equipped end office or access tandem switches and is available with Feature Group C and D. It is not provided in the equal access end offices Hallsville and Kingston.



SECTION 6. SWITCHED ACCESS SERVICE (Cont.)

6.3 Common Switching, Transport Termination and Interim NXX (T)  
Translation Optional Features (Cont.)

6.3.1 Common Switching Nonchargeable Optional Features  
(Cont.)

(N) Alternate Traffic Routing

This option provides the capability of directing originating traffic from an end office (or appropriately equipped access tandem) to a trunk group (the "high usage" group) to a customer designated premises until that group is fully loaded, and then delivering additional originating traffic (the "overflowing" traffic) from the same end office or access tandem to a different trunk group (the "final" group) or to the same or a second customer designated premises. The customer shall specify the last trunk CCS desired for the high usage group. It is provided in suitably equipped end office or access tandem switches and is available with Feature Group C and D. It is not provided in the equal access end offices Hallsville and Kingston.

(O) Trunk Access Limitation

This option provides for the routing of originating 900 service calls to a specified number of transmission paths in a trunk group, in order to limit (choke) the completion of such traffic to the customer. Calls to the designated service which could not be completed over the subset of transmission paths in the trunk group, i.e., the choked calls, would be routed to reorder tone. It is provided in all Telephone Company electronic end offices and where available

SECTION 6. SWITCHED ACCESS SERVICE (Cont.)

6.3 Common Switching, Transport Termination and Interim NXX (T)  
Translation Optional Features (Cont.)

6.3.1 Common Switching Nonchargeable Optional Features  
(Cont.)

(O) Trunk Access Limitation (Cont.)

in electromechanical end offices. It is available with Feature Group C and D. It is not available in equal access end offices Hallsville and Kingston.

(P) Call Gapping Arrangement

This option, provided in suitably equipped end office switches, provides for the routing of originating calls to 900 Service to be switched in the end office to all transmission paths in a trunk group at a prescribed rate of flow, e.g., one call every five seconds, in order to limit (choke) the completion of such traffic to the customer. Calls to the designated service which are denied access by this feature, i.e., the choked calls, would be routed to a no-circuit announcement. It is provided in selected Feature Group D equipped end offices and is available only with Feature Group D.

(Q) International Carrier Option

This option allows for Feature Group D end offices or access tandem switches equipped for International Direct Distance Dialing to be arranged to forward the international calls of one or more international carriers to the customer (i.e., the Telephone Company is able to route originating international calls to a customer other than the one designated by the end user either through presubscription or 10XXX

SECTION 6. SWITCHED ACCESS SERVICE (Cont.)

6.3 Common Switching, Transport Termination and Interim NXX (T)  
Translation Optional Features (Cont.)

6.3.1 Common Switching Nonchargeable Optional Features  
(Cont.)

(Q) International Carrier Option (Cont.)

dialing). This arrangement requires provision of written verification to the Telephone Company that the customer is authorized to forward such calls. The written verification must be in the form of a letter of agency authorizing the customer to order the option on behalf of the international carrier. This option is only provided at Telephone Company end offices or access tandems equipped for International Direct Distance Dialing. It is available with Feature Group D.

(R) Band Advance Arrangement for Use with Special Access Service Utilized in the Provision of WATS or WATS-Type Services

This option, which is provided in association with two or more Special Access service groups, provides for the automatic overflow of terminating calls to a Special Access Service group, when that group has exceeded its call capacity, to another Special Access Service group with a band designation equal to or greater than that of the overflowing Special Access Service group. This arrangement does not provide for call overflow from a group with a higher band designation to one with a lower one. This option is available with Feature Groups A, B, C, and D.

SECTION 6. SWITCHED ACCESS SERVICE (Cont.)

6.3 Common Switching, Transport Termination and Interim NXX  
Translation Optional Features (Cont.)

6.3.1 Common Switching Nonchargeable Optional Features  
(Cont.)

(S) End Office End User Line Service Screening  
for Use with Special Access Service Utilized  
in the Provision of WATS or WATS-Type Services

This option provides the ability to verify that an end user has dialed a called party address (by screening the called NPA and/or NXX on the basis of geographical bands selected by the Telephone Company) which is in accordance with that end user's service agreement with the customer, e.g., WATS. This option is provided in all Telephone Company electronic end offices and, where available, in electromechanical end offices which are designated as WATS Serving Offices. It is available with Feature Group C and D.

(T) Hunt Group Arrangement for Use with Special  
Access Service Utilized in the Provision of  
WATS or WATS-Type Services

This option provides the ability to sequentially access one of two or more Special Access Services utilized in the provision of WATS or WATS-type services (e.g., 800/888 Service WATS access (T) lines) in the terminating direction, when the hunting number of the Special Access Service group is forwarded from the customer to the Telephone Company. This feature is provided in all Telephone Company designated WATS serving offices. It is available with Feature Groups A, B, C, and D.

SECTION 6. SWITCHED ACCESS SERVICE (Cont.)

6.3 Common Switching, Transport Termination and Interim NXX (T)  
Translation Optional Features (Cont.)

6.3.1 Common Switching Nonchargeable Optional Features  
(Cont.)

(U) Uniform Call Distribution Arrangement for  
Use with Special Access Service Utilized in  
the Provision of WATS or WATS-Type Services

This option provides a type of multiline hunting arrangement which provides for an even distribution of terminating calls among the available Special Access Services utilized in the provision of WATS or WATS-type services in the hunt group. Where available, this feature is only provided in Telephone Company designated WATS serving offices. It is available with Feature Groups A, B, C, and D.

(V) Nonhunting Number for Use with Hunt Group  
Arrangement or Uniform Call Distribution  
Arrangement for Use with Special Access  
Service Utilized in the Provision of WATS or  
WATS-Type Services

This option provides an arrangement for an individual Special Access Service utilized in the provision of WATS or WATS-type services within a multiline hunt or uniform call distribution group that provides access to that Special Access Service within the hunt or uniform call distribution group when it is idle or provides busy tone when it is busy, when the nonhunting number is dialed. Where available, this feature is only provided in Telephone Company designated WATS serving offices. It is available with Feature Groups A, B, C, and D.

SECTION 6.        SWITCHED ACCESS SERVICE (Cont.)

6.3        Common Switching, Transport Termination and Interim NXX        (T)  
            Translation Optional Features (Cont.)

6.3.2      Transport Termination Nonchargeable Optional  
            Features

(A)      Rotary Dial Station Signaling

This option provides for the transmission of called party address signaling from rotary dial stations to the customer designated premises for originating calls. This option is provided in the form of a specific type of Transport Termination. It is available with Feature Group B, only on a directly trunked basis.

(B)      Operator Trunk - Coin, Non-Coin, or Combined  
            Coin and Non-coin

This option may be ordered to provide coin, non-coin, or combined coin and non-coin operation. It is available only with Feature Group C and is provided in electronic end offices and other Telephone Company end offices where equipment is available. It is provided as a trunk type of Transport Termination.

Coin:

This arrangement provides for initial coin return control and routing of 0+, 0-, 1+, 01+ or 011+ prefixed originating coin calls requiring operator assistance to the customers designated premises. Because operator assisted coin calling traffic is routed over a trunk group dedicated to operator assisted calls, this arrangement is only provided in association with the Service Class Routing option.

SECTION 6.        SWITCHED ACCESS SERVICE (Cont.)

6.3        Common Switching, Transport Termination and Interim NXX        (T)  
            Translation Optional Features (Cont.)

6.3.2       Transport Termination Nonchargeable Optional  
              Features (Cont.)

(B)        Operator Trunk - Coin, Non-Coin, or Combined  
              Coin and Non-coin (Cont.)

The operator assistance coin calling arrangement is also normally ordered by the customer in conjunction with the ANI optional feature, since the preponderance of trunk groups equipped with this arrangement will be terminated in the customer's TSPS systems, rather than in the customer's manual cord boards.

Non-coin:

This arrangement provides for the routing of 0+, 0-, 1+, 01+ or 011+ prefixed originating non-coin calls requiring operator assistance to the customer's designated premises. Because operator assisted non-coin calling traffic is routed over a trunk group dedicated to operator assisted calls, this arrangement is only provided in association with the Service Class Routing option.

The operator assistance non-coin calling arrangement is also normally ordered by the customer in conjunction with the ANI optional feature, since the preponderance of trunk groups equipped with this arrangement will be terminated in the customer's TSPS systems, rather than in the customer's manual cord boards. When then so equipped, the ANI

SECTION 6.        SWITCHED ACCESS SERVICE (Cont.)

6.3        Common Switching, Transport Termination and Interim NXX        (T)  
            Translation Optional Features (Cont.)

6.3.2      Transport Termination Nonchargeable Optional  
            Features (Cont.)

(B)        Operator Trunk - Coin, Non-Coin, or Combined  
            Coin and Non-coin (Cont.)

feature provides for the forwarding of information digits which identify that the call has originated from a hotel or motel, and whether room number identification is required, or that special screening is required, e.g., for coinless public stations, dormitory or inmate stations, or to other screening arrangements agreed to between the customer and the Telephone Company.

Combined Coin and Non-Coin:

This arrangement provides for initial coin return control and routing of 0+, 0-, 1+, 01+ or 011+ prefixed originating operator assisted coin and non-coin calls requiring operator assistance to the customer's designated premises. Because operator assisted coin and non-coin calling traffic is routed over a trunk group dedicated to operator assisted calls, this arrangement is only provided in association with the Service Class Routing option.

This arrangement is normally ordered by the customer in conjunction with the ANI optional feature, since the preponderance of trunk groups equipped with this arrangement



SECTION 6.        SWITCHED ACCESS SERVICE (Cont.)

6.3        Common Switching, Transport Termination and Interim NXX  
Translation Optional Features (Cont.)

6.3.2        Transport Termination Nonchargeable Optional  
Features (Cont.)

(B)        Operator Trunk - Coin, Non-Coin, or Combined  
Coin and Non-coin (Cont.)

will be terminated in the customer's operator services systems, rather than in the customer's manual cord boards. When so equipped, the ANI optional feature provides for the forwarding of information digits which identify that the call has originated from a hotel or motel, and whether room number identification is required, or that special screening is required, e.g., for coinless public stations, dormitory or inmate stations, or other screening arrangements agreed to between the customer and the Telephone Company.

(C)        Local Transport Options

(1)        Supervisory Signaling

The Supervisory Signaling optional feature, due to its technical nature, is set forth in 15.1.1 of NATIONAL EXCHANGE CARRIER ASSOCIATION TARIFF F.C.C No. 5.

(2)        64 Clear Channel Capability

The 64 clear channel capability optional feature, due to its technical nature, is set forth in 15.1.1 of NATIONAL EXCHANGE CARRIER ASSOCIATION TARIFF F.C.C. No. 5.

Certain regulations previously found on this page can now be found on Original Page 208.1

SECTION 6.        SWITCHED ACCESS SERVICE (Cont.)

6.3        Common Switching, Transport Termination and Interim NXX  
Translation Optional Features (Cont.)

6.3.3        Chargeable Optional Features (Cont.)

(T)

(A)        Interim NXX Translation

Interim NXX Translation optional feature is an originating offering utilizing trunk side Switched Access Service. The service provides a customer identification function based on the dialed NXX number.

When an 1+NXX+NXX-XXXX call is originated by an end user, the Telephone Company will perform the customer identification function based on the dialed digits to determine the

(M) \*

(M) \*

\*Certain regulations on this page formerly appeared on Third Revised Page 208.

---

ISSUED: September 5, 1997

EFFECTIVE: September 20, 1997

Pete Holland - Chief Financial Officer

The Chillicothe Telephone Company

P.O. Box 480

Chillicothe, Ohio 45601-0480

SECTION 6.        SWITCHED ACCESS SERVICE (Cont.)

6.3        Common Switching, Transport Termination and Interim NXX  
Translation Optional Features (Cont.)

6.3.3        Chargeable Optional Features

(A)        Interim NXX Translation (Cont.)

customer location to which the call is to be routed. If the call originates from an end office switch not equipped to provide the customer identification function, the call will be routed to an office at which the function is available. Once customer identification has been established, the call will be routed to the customer. Calls originating from an end office switch at which the customer identification function is performed, but to which the customer has not ordered Interim NXX Translation, will be blocked.

The number in which Interim NXX Translation is provided is dependent on the status of the end office from which the service is provided (i.e., equipped with equal access capabilities or not equipped with equal access capabilities). When Interim NXX Translation is provided from an end office equipped with equal access capabilities, it will be provided in conjunction with FGD Switched Access Service. When Interim NXX Translation is provided from an end office not equipped with equal access capabilities, it will be provided in conjunction with FGC Switched Access Service.

SECTION 6.        SWITCHED ACCESS SERVICE (Cont.)

6.4        Transmission Specification

Each Switched Access Service transmission path is provided with standard transmission specifications. There are three different standard specifications (Types A, B and C). The standard for a particular transmission path is dependent on the Feature Group, the Interface Group and whether the service is directly routed or via an access tandem. The available transmission specifications are set forth in 15.1.2 of NATIONAL EXCHANGE CARRIER ASSOCIATION TARIFF F.C.C. NO. 5. (T)  
Data Transmission Parameters are also provided with each Switched Access Service transmission path. The Telephone Company will, upon notification by the customer that the data parameters set forth in 15.1.3 of NATIONAL EXCHANGE CARRIER ASSOCIATION TARIFF F.C.C. NO. 5 are not being met, conduct tests independently or in cooperation with the customer, and take any necessary action to insure that the data parameters are met. (T)

The Telephone Company will maintain existing transmission specifications on functioning service configurations installed prior to the effective date of this tariff except that service configurations having performance specifications exceeding the standards listed in this provision will be maintained at performance levels specified in this tariff.

The transmission specification concerning Switched Access Service are immediate action limits and are set forth in 15.1.2 of NATIONAL EXCHANGE CARRIER ASSOCIATION TARIFF F.C.C. NO. 5. Acceptance limits are set forth in Technical Reference GR-334-CORE. This Technical Reference also provides the basis for determining Switched Access Service maintenance limits. (T)

SECTION 6.        SWITCHED ACCESS SERVICE (Cont.)

6.5        Obligations of the Telephone Company

(M)

In addition to the obligations of the Telephone Company set forth in Section 2 preceding, the Telephone Company has certain other obligations pertaining only to the provision of Switched Access Service. These obligations are as follows:

6.5.1        Network Management

The Telephone Company will administer its network to insure the provision of acceptable service levels to all telecommunications users of the Telephone Company's network services. Generally, service levels are considered acceptable only when both end users and customers are able to establish connections with little or no delay encountered within the Telephone Company network. The Telephone Company maintains the right to apply protective controls, i.e., those actions, such as call gapping, which selectively cancel the completion of traffic, over any traffic carried over its network, including that associated with a customer's Switched Access Service. Generally, such protective measures would only be taken as a result of occurrences such as failure or overload of Telephone Company or customer facilities, natural disasters, mass calling or national security demands. In the event that the protective controls applied by the Telephone Company result in the complete loss of service by the customer, the customer will be granted a Credit Allowance for Service Interruption as set forth in 2.4.4(A) (3) preceding.

(M)

(T)

Certain regulations on this page formerly appeared on page 224 of the EXCHANGE CARRIER ASSOCIATION TARIFF F.C.C. NO. 1.

SECTION 6. SWITCHED ACCESS SERVICE (Cont.)

6.5 Obligations of the Telephone Company (Cont.)

6.5.2 Design and Traffic Routing of Switched Access Service

(M)

(M)

(D)

(M)

For Feature Group C the Telephone Company shall design and determine the routing of Switched Access Service, including the selection of the first point of switching and the selection of facilities from the interface to any switching point and to the end offices where busy hour minutes of capacity are ordered. The Telephone Company shall also decide if capacity is to be provided by originating only, terminating only, or two-way trunk groups. Finally, the Telephone Company will decide whether trunk side access will be provided through the use of two-wire or four-wire trunk terminating equipment. Selection of facilities and equipment and traffic routing of the service are based on standard engineering methods, available facilities and equipment, and the Telephone Company traffic routing plans. If the customer desires routing or directionality different from that determined by the Telephone Company, the Telephone Company will work cooperatively with the customer in determining (1) whether the service is to be routed directly to an end office or through an access tandem switch and (2) the directionality of the service.

For Feature Group A and B, the line or trunk directionality and traffic routing of the Switched Access Service between the customer's premises and the entry switch are determined by the customer's order for service. Additionally, for Feature Group B the customer may order the optional feature Custom Specification of Local Transport Termination.

(M)

Certain regulations on this page formerly appeared on pages 224.1 and 225 of the EXCHANGE CARRIER ASSOCIATION TARIFF F.C.C. NO. 1.

SECTION 6. SWITCHED ACCESS SERVICE (Cont.)

6.5 Obligations of the Telephone Company (Cont.)

6.5.3 Provision of Service Performance Data

Subject to availability, end-to-end service performance data available to the Telephone Company through its own service evaluation routines may also be made available to the customer based on previously arranged intervals and format. These data provide information on overall end-to-end call completion and non-completion performance, e.g., customer equipment blockage, failure results and transmission performance. These data do not include service performance data which are provided under other tariff sections, e.g., testing service results. If data are to be provided in other than paper format, the charges for such exchange will be determined on an individual case basis.

6.5.4 Trunk Group Measurement Reports

Subject to availability, the Telephone Company will make available trunk group data in the form of usage in CCS, peg count and overflow, to the customer based on previously agreed to intervals.

6.5.5 Determination of Number of Transmission Paths

For Feature Group A and B, which are ordered on a per line basis or per trunk basis, respectively, and Feature Groups C and D when ordered on a per trunk basis, the customer specifies the type of transport facilities and the number of channels in the order for service.

(T)  
|  
(T)

For Tandem Switched Transport, The Telephone Company will determine the number of Switched Access Service transmission paths to be

(C)

SECTION 6.        SWITCHED ACCESS SERVICE (Cont.)

6.5        Obligations of the Telephone Company (Cont.)

6.5.5        Determination of Number of Transmission Paths  
(Cont.)

provided for the Switched Access Feature Group C or D (N)  
busy hour minutes of capacity ordered.  
A transmission path is a communication path  
within the frequency bandwidth of approximately  
300 to 3000 Hz or a derived communication path of  
approximately 300 Hz to 3000 Hz provided over a  
high frequency analog facility or a high speed  
digital facility between a customer's premises and  
a Telephone Company location. The number of  
transmission paths will be developed using the  
total busy hour minutes of capacity by type (as  
described in 6.1.1(E) preceding) for the end  
office for each Feature Group ordered from a  
customer designated premise. The total busy hour  
minutes of capacity by type for the end office  
will be converted to transmission paths using  
standard Telephone Company traffic engineering  
methods. The number of transmission paths provided  
shall be the number required based on (1) the  
use of access tandem switches and end office  
switches, (2) the use of end office switches  
only, or (3) the use of tandem switches only.

6.5.6        Determination of Number of End Office Transport  
Terminations

For analog entry office switches, a termination  
will be provided for each transmission path  
provided. For digital entry office switches, an  
equivalent termination will be provided for  
each transmission path provided.



SECTION 6. SWITCHED ACCESS SERVICE (Cont.)

6.5 Obligations of the Telephone Company (Cont.)

(M)

6.5.7 Design Blocking Probability

The Telephone Company will design the facilities used in the provision of Switched Access Service to meet the blocking probability criteria as set forth in (A) through (D) following:

- (A) For Feature Group A and B no design blocking criteria apply.
- (B) For Feature Group C, the design blocking objective will be no greater than one percent (.01) between the point of termination at the customer's designated premises and the first point of switching when traffic is directly routed without an alternate route. Standard traffic engineering methods will be used by the Telephone Company to determine the number of transmission paths required to achieve this level of blocking.
- (C) The Telephone Company will perform routine measurement functions except on Feature Group A and B to assure that an adequate number of transmission paths are in service. The Telephone Company will recommend that additional capacity (i.e., busy hour minutes of capacity or trunks) be ordered by the customer when additional paths are required to reduce the measured blocking to the designed blocking level. For the capacity ordered, the design blocking objective is

(M)

(D)

(D)

(M)

(M)

Certain regulations on this page formerly appeared on page 226 of the EXCHANGE CARRIER ASSOCIATION TARIFF F.C.C. NO. 1.

SECTION 6. SWITCHED ACCESS SERVICE (Cont.)

6.5 Obligations of the Telephone Company (Cont.)

(M)

6.5.7 Design Blocking Probability (Cont.)

assumed to have been met if the routine measurements show that the measured blocking does not exceed the threshold listed in the following tables.

- (1) For transmission paths carrying only first routed traffic direct between an end office and customer's designated premises without an alternate route, and for paths carrying only overflow traffic, the measured blocking thresholds are as follows:

| Number of<br>Transmission<br>Paths Per<br>Trunk Group | Measured Blocking Thresholds<br>in the Time Consistent Busy Hour<br>for the Number of Measurements<br>Taken Between 8:00 a.m. and 11:00 p.m.<br>Per Trunk Group |                     |                     |                     |
|---|---|---------------------|---------------------|---------------------|
|   | 15 - 20   | 11 - 14             | 7 - 10              | 3 - 6               |
|   | <u>Measurements</u>   | <u>Measurements</u> | <u>Measurements</u> | <u>Measurements</u> |
| 2   | .070  | .080                | .090                | .140                |
| 3   | .050  | .060                | .070                | .090                |
| 4   | .050  | .060                | .070                | .080                |
| 5-6   | .040  | .050                | .060                | .070                |
| 7-more  | .030  | .035                | .040                | .060                |

- (2) For transmission paths carrying first routed traffic between an end office and customer's premises via an access tandem, the measured blocking thresholds are as follows:

(M)

Certain regulations on this page formerly appeared on page 227 of the EXCHANGE CARRIER ASSOCIATION TARIFF F.C.C. NO. 1.

SECTION 6. SWITCHED ACCESS SERVICE (Cont.)

6.5 Obligations of the Telephone Company (Cont.)

(M)

6.5.7 Design Blocking Probability (Cont.)

| Number of<br>Transmission<br>Paths Per<br>Trunk Group | Measured Blocking Thresholds<br>in the Time Consistent Busy Hour<br>for the Number of Measurements<br>Taken Between 8:00 a.m. and 11:00 p.m.<br>Per Trunk Group |                     |                     |                     |
|---|---|---------------------|---------------------|---------------------|
|   | 15 - 20   | 11 - 14             | 7 - 10              | 3 - 6               |
|   | <u>Measurements</u>   | <u>Measurements</u> | <u>Measurements</u> | <u>Measurements</u> |
| 2   | .045  | .055                | .060                | .095                |
| 3   | .035  | .040                | .045                | .060                |
| 4   | .035  | .040                | .045                | .055                |
| 5-6   | .025  | .035                | .040                | .045                |
| 7 or more   | .020  | .025                | .030                | .040                |

6.6 Obligations of the Customer

In addition to the obligations of the customer set forth in Section 2 preceding, the customer has certain specific obligations pertaining to the use of Switched Access Service. These obligations are as follows:

6.6.1 Report Requirements

Customers are responsible for providing the following reports to the Telephone Company, when applicable.

(A) Jurisdictional Reports

When a customer orders Switched Access Service for both interstate and intrastate use, the customer is responsible for providing reports as set forth in 2.3.11 preceding. Charges will be apportioned in

(M)  
(T)  
(M)

Certain regulations on this page formerly appeared on page 228 of the EXCHANGE CARRIER ASSOCIATION TARIFF F.C.C. NO. 1.

SECTION 6.      SWITCHED ACCESS SERVICE (Cont.)

6.6      Obligations of the Customer (Cont.)

6.6.1      Report Requirements (Cont.)

(A)      Jurisdictional Reports (Cont.)

accordance with those reports. The method to be used for determining the interstate charges is set forth in 2.3.12 preceding.

(B)      Code Screening Reports

When a customer orders service class routing, trunk access limitation or call gapping arrangements, it must report the number of trunks and/or the appropriate codes to be instituted in each end office or access tandem switch, for each of the arrangements ordered.

6.6.2      Supervisory Signaling

The customer's facilities shall provide the necessary on-hook, off-hook, answer and disconnect supervision.

6.6.3      Trunk Group Measurement Reports

With the agreement of the customer, trunk group data in the form of usage in CCS, peg count and overflow for its end of all access trunk groups, where technologically feasible, will be made available to the Telephone Company. These data will be used to monitor trunk group utilization and service performance and will be based on previously arranged intervals and format.

6.6.4      Call Signaling

Depending on the signaling system used by the customer in its network, the customer's facilities shall transmit the following call signaling information to the Telephone Company on traffic the customer's end users originate which is handed off for termination on the Telephone Company's network.

(N)  
|  
(N)

SECTION 6.        SWITCHED ACCESS SERVICE (Cont.)

(N)

6.6        Obligations of the Customer (Cont.)

6.6.4        Call Signaling (Cont.)

(A) Signaling System 7 (SS7) Signaling

When the customer uses SS7 signaling, it will transmit the Calling Party Number (CPN) or, if different from the CPN, the Charge Number (CN) information in the SS7 signaling stream.

(B) Multi-Frequency (MF) Signaling

When the customer uses MF signaling, it will transmit the number of the calling party or, if different from the number of the calling party, the Charge Number (CN) information in the MF Automatic Number Identification (ANI) field.

(C) Internet Protocol (IP) Signaling

When the customer uses IP signaling, it will transmit the telephone number of the calling party or, if different from the telephone number, the billing number of the calling party.

(N)

ISSUED: January 5, 2012

EFFECTIVE: January 20, 2012

Pete Holland - Chief Financial Officer  
The Chillicothe Telephone Company  
P.O. Box 480  
Chillicothe, Ohio 45601-0480

SECTION 6.        SWITCHED ACCESS SERVICE (Cont.)

6.7        Rate Regulations

This section contains the specific regulations governing the rates and charges that apply for Switched Access Service.

6.7.1        Description and Application of Rates and Charges

There are three types of rates and charges that apply to Switched Access Service. These are monthly recurring rates, usage rates and nonrecurring charges. These rates and charges are applied differently to the various rate elements as set forth in (D) following.

(A)        Monthly Rates

Monthly rates are recurring rates that apply each month or fraction thereof that a specific rate element is provided. For billing purposes, each month is considered to have 30 days.

(C) \*

(B)        Usage Rates

Usage rates are rates that apply only when a specific rate element is used. These are applied on a per access minute basis. Access minute charges are accumulated over a monthly period.

(C)        Nonrecurring Charges

Nonrecurring charges are one-time charges that apply for a specific work activity (i.e., installation or change to an existing service). The types of nonrecurring charges

\* Issued on not less than 15 days notice under authority of Special Permission Number 87-274 of the Federal Communications Commission.

SECTION 6. SWITCHED ACCESS SERVICE (Cont.)

6.7 Rate Regulations (Cont.)

6.7.1 Description and Application of Rates and Charges (Cont.)

(C) Non-recurring Charges (Cont.)

that apply for Switched Access Service are:  
installation of service, Interim NXX  
Translation optional feature and service  
rearrangements. These charges, with the  
exception of the Interim NXX Translation  
optional feature, are in addition to the  
Access Order Charge as specified in Section 5.2.

(1) Installation of Service

(D)

(D)

For Entrance Facilities, a Local Transport  
nonrecurring installation charge, as  
set forth in 6.8.1(B) following, will be  
applied at the serving wire center for  
each Entrance Facility installed. This  
charge is not applied when the Telephone  
Company has not received a bona fide request  
for Direct Trunked Transport.

---

ISSUED: November 14, 1997

EFFECTIVE: November 29, 1997

Pete Holland - Chief Financial Officer

The Chillicothe Telephone Company

P.O. Box 480

Chillicothe, Ohio 45601-0480

SECTION 6. SWITCHED ACCESS SERVICE (Cont.)

6.7 Rate Regulations (Cont.)

6.7.1 Description and Application of Rates and Charges  
(Cont.)

(C) Non-recurring Charges (Cont.)

(1) Installation of Service (Cont.)

For Direct Trunked Transport ordered to the end office, a Local Transport nonrecurring trunk activation charge, as set forth in 17.1.1(D) following, will be applied at the end office on a per order basis for each group of 24 Direct Trunked Transport trunks or fraction thereof that is activated at the end office.

(T)

(D)

(D)

A maximum of 24 trunks can be activated on a DS1 facility and a maximum of 672 trunks can be activated on a DS3 facility.

For example, if a customer orders a DS1 Entrance Facility and requests activation of 18 of the available circuits, the customer will be charged one Local Transport High Capacity DS1 Installation nonrecurring charge at the serving wire center and one Direct Trunked Transport Activation nonrecurring charge at the end office. If at a later date the customer requests the activation of three more circuits, the customer will then



SECTION 6.        SWITCHED ACCESS SERVICE (Cont.)

6.7        Rate Regulations (Cont.)

6.7.1        Description and Application of Rates and Charges  
(Cont.)

(C)        Non-recurring Charges (Cont.)

(1)        Installation of Service (Cont.)

be charged an additional Direct Trunked  
Transport Activation nonrecurring charge.  
These charges are in addition to the Access  
Order Charge as specified in Section 5.2.

When a customer orders the disconnection (D)  
of over-provisioned trunks, the non-recurring  
charges set forth in Section 17.1.1 (D) (T)  
do not apply providing:

- The change is ordered anytime between  
June 17, 1997, and December 31, 1998, and
- The change is completed no later than  
March 31, 1999, and
- The orders to disconnect existing trunks and  
to connect the new trunks are placed at  
the same time.

SECTION 6.        SWITCHED ACCESS SERVICE (Cont.)

6.7        Rate Regulations (Cont.)

6.7.1        Description and Application of Rates and Charges  
(Cont.)

(C)        Nonrecurring Charges (Cont.)

(3)        Service Rearrangements

All changes to existing services other than changes involving administrative activities and the off-hook supervisory signaling of FGA Access Services will be treated as a discontinuance of the existing service and an installation of a new service (with the exception of the addition of 64 Clear Channel Capability to an existing service). (N)

The nonrecurring charge described in (1) preceding will apply for this work activity. Moves that change the physical location of the point of termination is described and charged for as set forth in 6.7.6 following. (N)

When the 64 Clear Channel Capability optional feature is installed on an existing facility, the addition will be treated as a discontinuance and start of service and all associated non-recurring charges will apply. (N)

Certain regulations formerly found on this page can now be found on Original Page 221.1

SECTION 6.        SWITCHED ACCESS SERVICE (Cont.)

6.7        Rate Regulations (Cont.)

6.7.1        Description and Application of Rates and Charges  
(Cont.)

(C)        Nonrecurring Charges (Cont.)

(3)        Service Rearrangements (Cont.)

- If, due to technical limitations of the Telephone Company, a customer could not combine its Interim NXX Traffic with its other trunk side Switched Access Services, no charge shall apply to combine these trunk groups when it becomes technically possible. (M)
- Administrative changes will be made without charge(s) to the customer.
- Administrative changes are as follows: (M)

Certain regulations found on this page formerly appeared on Third Revised Page 221.

ISSUED: November 14, 1997

EFFECTIVE: November 29, 1997

Pete Holland - Chief Financial Officer  
The Chillicothe Telephone Company  
P.O. Box 480  
Chillicothe, Ohio 45601-0480

SECTION 6.        SWITCHED ACCESS SERVICE (Cont.)

6.7        Rate Regulations (Cont.)

6.7.1        Description and Application of Rates and Charges  
(Cont.)

(C)        Nonrecurring Charges (Cont.)

(3)        Service Rearrangements (Cont.)

- Change of customer name,
- Change of customer or customers  
end user premises address when the  
change of address is not a result  
of a physical relocation of equipment,
- Change in billing date (name, address,  
or contact name or telephone number),
- Change of agency authorization,
- Change of customer circuit  
identification,
- Change of billing account number,
- Change of customer test line number,
- Change of customer or customers  
end user contact name or telephone  
number, and
- Change of jurisdiction.

Changes to the point in time when the  
off-hook supervisory signal is provided  
in the originating call sequence, i.e.,  
when the off-hook supervisory signal  
is changed from being provided by the  
customer's equipment before the called  
party answers to being forwarded by the  
customer's equipment when the called  
party answers or vice versa, are subject  
to the nonrecurring charge as set forth  
in 5.2.4(A) preceding.

(T)

SECTION 6.        SWITCHED ACCESS SERVICE (Cont.)

6.7        Rate Regulations (Cont.)

6.7.1        Description and Application of Rates and Charges  
(Cont.)

(D)        Application of Rates

Rates are applied either as premium rates or transitional rates. The transitional rate application is the discounted access minute rates for measured or assumed access minutes.

The application of these rates is dependent upon the Feature Group, type of Entrance Facility, type of transport (e.g., Direct Trunked Transport, Tandem Switched Transport, Joint Tandem Switched Transport type of Multiplexing) and the availability of equal access capabilities in the end office to which the service is provided. (C)

The following rules provide the basis for applying the rates and charges:

- (1) Premium rates apply to all FGC access minutes when the service is provided to customers which furnish interstate MTS/WATS and to all access minutes that originate or terminate at end offices equipped with equal access capabilities. In addition, premium rates apply to FGB access minutes when utilized in the provision of MTS/WATS service.
- (2) Transitional rates (i.e., discounted access minute rates) apply to all FGA and FGB access minutes (measured or assumed) originating or terminating in an end office which is not equipped with equal

SECTION 6.        SWITCHED ACCESS SERVICE (Cont.)

6.7        Rate Regulations (Cont.)

6.7.1        Description and Application of Rates and Charges  
(Cont.)

(D)        Application of Rates (Cont.)

access capabilities. In addition, transitional rates apply to FGC access minutes originating in an end office which is not equipped with equal access capabilities when the FGC service is used in conjunction with the Interim NXX Translation optional feature or Toll Free Data Base Access Service, by customers who do not furnish interstate MTS/WATS.

(N)

- (3) When FGA or FGB Switched Access Service except as set forth in (1) preceding provided to an entry switch (i.e., dial tone office for FGA and access tandem for FGB) has usage originating from and/or terminating at both end offices that have been converted to equal access and end offices that have not been converted, the premium and non-premium transitional rates will apply in the following manner:

- (a) All access minutes that originate from or terminate at the equal access end office(s) will be billed at premium rates. Access minutes that originate from or terminate at end offices not equipped with equal access capabilities, hereinafter referred to as non-premium access minutes, will continue to be billed at non-premium transitional rates.

SECTION 6.        SWITCHED ACCESS SERVICE (Cont.)

6.7        Rate Regulations (Cont.)

(M)

6.7.1        Description and Application of Rates and Charges  
(Cont.)

(D)        Application of Rates (Cont.)

Non-premium transitional rates will  
apply as follows depending on the  
type of service.

- (i)        For FGA and FGB services, the  
            number of non-premium access  
            minutes to be billed at  
            transitional rates is derived by  
            subtracting the number of premium  
            rated access minutes from the  
            total number of access  
            minutes.
- (ii)       Premium access minutes will  
            be determined as set forth  
            in (b) following.
- (b)       The number of access minutes to be  
            rated as premium access minutes  
            is determined as follows:
  - (i)       Where end office specific  
            usage data is available,  
            premium rates apply to the  
            measured access minutes  
            originating from or terminating  
            at the equal access end  
            office(s).
  - (ii)       Where end office specific  
            usage data is not available

(M)

Certain regulations on this page formerly appeared on  
page 232.2 of the EXCHANGE CARRIER ASSOCIATION TARIFF F.C.C.  
NO. 1.

SECTION 6.        SWITCHED ACCESS SERVICE (Cont.)

6.7        Rate Regulations (Cont.)

(M)

6.7.1        Description and Application of Rates and Charges  
(Cont.)

(D)        Application of Rates (Cont.)

for originating and/or  
terminating FGA, the total  
originating and/or terminating  
usage will be measured or  
assumed usage at the entry  
switch as set forth in 6.7.7  
following. FGA originating  
and/or terminating usage will  
then be apportioned between  
premium and non-premium  
access minutes in the  
following manner. For  
originating usage, develop  
the ratio of the number of  
subscriber lines in the  
local calling area of the  
entry switch that are served  
by equal access end offices  
to the total number of  
subscriber lines in that  
local calling area. For  
terminating usage, develop  
the ratio of the number of  
subscriber lines in the  
valid calling area of the  
entry switch that are  
served by the equal access  
end offices to the total  
number of subscriber lines  
in that valid calling area.  
Then apply these ratios to

(M)

(T)

(M)

(M)

Certain regulations on this page formerly appeared on pages 232.2 and 232.3 of  
EXCHANGE CARRIER ASSOCIATION TARIFF F.C.C. NO. 1.



SECTION 6.        SWITCHED ACCESS SERVICE (Cont.)

6.7        Rate Regulations (Cont.)

(M)

6.7.1        Description and Application of Rates and Charges  
(Cont.)

(D)        Application of Rates (Cont.)

the total number of  
originating and/or  
terminating FGA access  
minutes respectively  
to determine the usage to  
be filled at premium rates,  
unless adjusted as set  
forth in (iv) following. The  
local calling area of the  
entry switch is as defined  
in the Telephone Company's  
local and/or general exchange  
service tariff. The valid  
calling area of the entry  
switch is as defined in the  
Telephone Company's  
interstate access service  
tariff. For purposes of  
administering this  
regulation, subscriber lines  
are defined as exchange  
service lines, Centrex lines  
and Centrex-type lines  
provided by the Telephone  
Company under its local  
and/or general exchange  
service tariff.

(iii)        Where end office specific usage  
data is not available for

(M)

Certain regulations on this page formerly appeared on  
page 232.3 of the EXCHANGE CARRIER ASSOCIATION TARIFF F.C.C.  
NO. 1.

SECTION 6.        SWITCHED ACCESS SERVICE (Cont.)

6.7        Rate Regulations (Cont.)

(M)

6.7.1        Description and Application of Rates and Charges  
(Cont.)

(D)        Application of Rates (Cont.)

originating and/or terminating  
FGB, the total originating  
and/or terminating usage will be  
measured or assumed usage at the  
entry switch (I.E. access tandem)  
as set forth in 6.7.7 following.  
FGB originating and/or terminating  
usage will then be apportioned  
between premium and non-premium  
access minutes in the following  
manner. First, develop the ratio  
of the number of subscriber lines  
provided to end offices subtending  
the access tandem that are served  
by equal access end offices to the  
total number of subscriber lines  
in all end offices subtending the  
access tandem. Then apply this  
ratio to the total number of  
originating and/or terminating  
FGB access minutes to determine  
the usage to be billed at premium  
rates, unless adjusted as set  
forth in (iv) following. For  
purposes of administering this  
regulation, subscriber lines are  
defined as exchange service lines,  
Centrex lines and Centrex-type  
lines provided by the Telephone  
Company under its local and/or  
general exchange service tariff.

(M)

(T)

(M)

(M)

Certain regulations on this page formerly appeared on  
pages 232.2.1 and 232.3.2 of the EXCHANGE CARRIER ASSOCIATION  
TARIFF F.C.C. NO. 1.

(iv) Where FGD Switched Access Service is provided to a customer in an end office(s) where that customer's premium access minutes have been determined in accordance with (ii) and (iii) preceding, such premium access minutes will be adjusted in the following manner. For each FGD access minute originating and/or terminating from that end office, the premium access minutes as set forth in (ii) and (iii) preceding will be reduced on a one for one basis, but in

SECTION 6.        SWITCHED ACCESS SERVICE (Cont.)

6.7        Rate Regulations (Cont.)

6.7.1        Description and Application of Rates and Charges  
(Cont.)

(D)        Application of Rates (Cont.)

no event shall the reduction exceed (N)  
the total number of premium access  
minutes as set forth in (ii) and  
(iii) from that end office. The  
customer will be billed for the  
revised number of premium access  
minutes. (N)

- (c)        Where originating and/or  
terminating measurement capability  
does not exist for Feature  
Group A or Feature Group B  
Switched Access Service  
provided to an entry switch, the  
number of access minutes that will  
be assumed are as set forth in  
Section 6.7.7 following.

The Telephone Company will provide  
written notification to all access  
customers of record within a  
particular exchange that an end office  
in that exchange is scheduled to be  
converted to an equal access end  
office. This notification will be  
sent, via certified U.S. Mail, to  
each customer of record in the  
exchange where the conversion is  
scheduled to occur, at least six  
months in advance of the  
conversion date.

SECTION 6.        SWITCHED ACCESS SERVICE (Cont.)

6.7        Rate Regulations (Cont.)

6.7.1        Description and Application of Rates and Charges  
(Cont.)

(D)        Application of Rates (Cont.)

The customer will have the choice (N)  
of converting existing services  
to equal access (i.e., Feature  
Group D) or retaining the existing  
services. The conversion of  
existing services will be at no  
charge provided the order to convert  
such services to Feature Group D  
is received as set forth in 6.7.5  
following. Premium rates will apply  
to the total access minutes  
beginning on the actual conversion  
date, whether the customer chooses  
to convert to FGD or retain existing  
services. (N)

THE CHILLICOTHE TELEPHONE COMPANY  
ACCESS SERVICE

TARIFF F.C.C. NO. 1  
FIRST REVISED PAGE 232  
CANCELS ORIGINAL PAGE 232

SECTION 6.        SWITCHED ACCESS SERVICE (Cont.)

6.7        Rate Regulations (Cont.)

6.7.1        Description and Application of Rates and Charges  
(Cont.)

(D)        Application of Rates (Cont.)

(D) \*

(D) \*

\*    Issued on not less than 15 days notice under authority of  
     Special Permission Number 87-274 of the Federal  
     Communications Commission.

---

ISSUED: April 21, 1987                      EFFECTIVE: May 6, 1987  
         Pete Holland - Chief Financial Officer  
         The Chillicothe Telephone Company  
         P.O. Box 480  
         Chillicothe, Ohio 45601-0480

THE CHILLICOTHE TELEPHONE COMPANY  
ACCESS SERVICE

TARIFF F.C.C. NO. 1  
FIRST REVISED PAGE 233  
CANCELS ORIGINAL PAGE 233

SECTION 6.        SWITCHED ACCESS SERVICE (Cont.)

6.7        Rate Regulations (Cont.)

6.7.1        Description and Application of Rates and Charges  
(Cont.)

(D) \*

(D) \*

\*    Issued on not less than 15 days notice under authority  
     of Special Permission Number 87-274 of the Federal  
     Communications Commission.

---

ISSUED: April 21, 1987                      EFFECTIVE: May 6, 1987  
         Pete Holland - Chief Financial Officer  
         The Chillicothe Telephone Company  
         P.O. Box 480  
         Chillicothe, Ohio 45601-0480

TARIFF F.C.C. NO. 1  
FIRST REVISED PAGE 234  
CANCELS ORIGINAL PAGE 234

6.7.1 Description and Application of Rates and Charges  
(Cont.)

(D) \*

ISSUED: April 21, 1987                      EFFECTIVE: May 6, 1987  
Pete Holland - Chief Financial Officer  
The Chillicothe Telephone Company  
P.O. Box 480  
Chillicothe, Ohio 45601-0480



THE CHILLICOTHE TELEPHONE COMPANY  
ACCESS SERVICE

TARIFF F.C.C. NO. 1  
FIRST REVISED PAGE 235  
CANCELS ORIGINAL PAGE 235

SECTION 6.        SWITCHED ACCESS SERVICE (Cont.)

6.7        Rate Regulations (Cont.)

6.7.1        Description and Application of Rates and Charges  
(Cont.)

(D) \*

(D) \*

\*    Issued on not less than 15 days notice under authority of  
      Special Permission Number 87-274 of the Federal  
      Communications Commission.

---

ISSUED:   April 21, 1987                                EFFECTIVE:   May 6, 1987  
             Pete Holland - Chief Financial Officer  
             The Chillicothe Telephone Company  
             P.O. Box 480  
             Chillicothe, Ohio 45601-0480

THE CHILLICOTHE TELEPHONE COMPANY  
ACCESS SERVICE

TARIFF F.C.C. NO. 1  
FIRST REVISED PAGE 236  
CANCELS ORIGINAL PAGE 236

SECTION 6.        SWITCHED ACCESS SERVICE (Cont.)

6.7        Rate Regulations (Cont.)

6.7.1        Description and Application of Rates and Charges  
(Cont.)

(D) \*

(D) \*

\*    Issued on not less than 15 days notice under authority of  
      Special Permission Number 87-274 of the Federal  
      Communications Commission.

---

ISSUED:   April 21, 1987                      EFFECTIVE:   May 6, 1987  
             Pete Holland - Chief Financial Officer  
             The Chillicothe Telephone Company  
             P.O. Box 480  
             Chillicothe, Ohio 45601-0480

SECTION 6.        SWITCHED ACCESS SERVICE (Cont.)

6.7        Rate Regulations (Cont.)

6.7.1        Description and Application of Rates and Charges  
(Cont.)

6.7.2        Minimum Periods

Switched Access Service is provided for a minimum period of one month.

6.7.3        Minimum Monthly Charge

Switched Access Service is subject to a minimum monthly charge. The minimum charge applies for the total capacity provided. The minimum monthly charge consists of the following elements.

For the Local Switching and Line Termination, Surcharge rate elements, the minimum monthly charge is the sum of the charges set forth in Section 17.1.2(A) and Section 17.1.2(B) following for the measured or assumed usage for the month.

(T)

THE CHILLICOTHE TELEPHONE COMPANY  
ACCESS SERVICE

TARIFF F.C.C. NO. 1  
SIXTH REVISED PAGE 238  
CANCELS FIFTH REVISED PAGE 238

SECTION 6.        SWITCHED ACCESS SERVICE (Cont.)

6.7    Rate Regulations (Cont.)

6.7.4    Reserved For Future Use

(T)

(D)

(D)

\* BHMC is the number of busy hour minutes of capacity provided.

---

ISSUED: September 1, 1993                      EFFECTIVE: December 1, 1993  
Pete Holland - Chief Financial Officer  
The Chillicothe Telephone Company  
P.O. Box 480  
Chillicothe, Ohio 45601-0480

THE CHILLICOTHE TELEPHONE COMPANY  
ACCESS SERVICE

TARIFF F.C.C. NO. 1  
EIGHTH REVISED PAGE 239  
CANCELS SEVENTH REVISED PAGE 239

SECTION 6.        SWITCHED ACCESS SERVICE (Cont.)

6.7        Rate Regulations (Cont.)

6.7.4        Reserved for Future Use (Cont.) (T)

(D)

(D)

---

ISSUED: September 1, 1993                      EFFECTIVE: December 1, 1993  
Pete Holland - Chief Financial Officer  
The Chillicothe Telephone Company  
P.O. Box 480  
Chillicothe, Ohio 45601-0480

SECTION 6.        SWITCHED ACCESS SERVICE (Cont.)

6.7        Rate Regulations (Cont.)

6.7.4        Reserved for Future Use (Cont.)

(T)

(D)

(D)

6.7.5        Change of Feature Group Type

Changes from one type of Feature Group to another will be treated as a discontinuance of one type of service and a start of another. Non-recurring charges will apply, with one exception. When a) customer upgrades a Feature Group A or B service to a Feature Group D service and when Feature Group C is upgraded to Feature Group D coincident with the availability of Feature Group D in an end office, the nonrecurring charges will not apply and minimum period obligations will not change, i.e., the time elapsed in the existing minimum period obligations will be credited to the minimum period obligations for Feature Group D service, subject to)

SECTION 6.        SWITCHED ACCESS SERVICE (Cont.)

6.7        Rate Regulations (Cont.)

6.7.5        Change of Feature Group Type (Cont.)

the following limitations. In order to avoid the imposition of nonrecurring charges a customer which is a participant in the presubscription allocation process (i.e., is on the presubscription ballot) must (1) submit its order to disconnect Feature Group A and/or B within 30 days after the date the results of the final allocation of customers in an end office are actually received by the customer, and (2) make the effective date for disconnection of the Feature Group A and/or B Access Service no later than 60 days after the final allocation results are received by the customer. A customer who is not a participant in the allocation process (i.e., is not on the presubscription ballot) is subject to the same rules preceding. The time frames for the non-participating customer(s) are the same as those which apply to the last customer to receive the results of the final allocation of customers in an end office who is a participant in the allocation process. For all other changes from one type of Feature Group to another, new minimum period obligations will be established.

(N)

(N)

6.7.6        Moves

A move involves a change in the physical location of one of the following:

- The point of termination at the customer's premises
- The customer's premises

SECTION 6.        SWITCHED ACCESS SERVICE (Cont.)

6.7        Rate Regulations (Cont.)

(M)

6.7.6        Moves (Cont.)

The charges for the moves are dependent on whether the move is to a new location within the same building or to a different building.

(A)        Moves Within the Same Building

When the move is to a new location within the same building, the charge for the move will be an amount equal to one half of the nonrecurring charge for the capacity affected. There will be no change in the minimum period requirements.

(B)        Moves to a Different Building

Moves to a different building will be treated as a discontinuance and start of service and all associated nonrecurring charges will apply. New minimum period requirements will be established for the new service. The customer will also remain responsible for satisfying all outstanding minimum period charges for the discontinued service.

6.7.7        Measuring Access Minutes

Customer traffic to end offices will be measured (i.e., recorded or assumed) by the Telephone Company at end office switches or access tandem switches. Originating and terminating calls will be measured (i.e., recorded or assumed) by the Telephone Company to determine the basis for computing chargeable access minutes. In the event the customer message detail is not

(M)

Certain regulations on this page formerly appeared on page 240 of the EXCHANGE CARRIER ASSOCIATION TARIFF F.C.C. NO. 1.



SECTION 6.        SWITCHED ACCESS SERVICE (Cont.)

6.7        Rate Regulations (Cont.)

6.7.7        Measuring Access Minutes (Cont.)

available because the Telephone Company lost or damaged tapes or incurred recording system outages, the company will use the same estimates as set forth in 8.1.3(C) of NATIONAL EXCHANGE CARRIER ASSOCIATION TARIFF F.C.C. NO. 5 as the basic for computing chargeable access minutes. For terminating calls over FGA and FGB, FGC to 800/888, and (T) for originating calls over FGA (when the off-hook supervisory signal is provided by the customer's equipment before the called party answers), and FGB, the measured minutes are the chargeable access minutes. For originating calls over FGA (when the off-hook supervisory signal is forwarded by the customer's equipment when the called party answers), and FGC, chargeable originating access minutes are derived from recorded minutes in the following manner:

- Step 1:        Obtain recorded originating minutes and messages, measured as set forth in (C) and (E) following for FGA, when the off-hook supervisory signal is forwarded by the customer's equipment when the called party answers and for FGC from the appropriate recording data.
- Step 2:        Obtain the total attempts by dividing the originating measured messages by the completion ratio. Completion ratios (CR) are obtained separately for the major call categories such as DDD, operator, 800/888, 900, and international from a sample study which analyzes the ultimate completion status of the total attempts which receive acknowledgment (T)

SECTION 6.        SWITCHED ACCESS SERVICE (Cont.)

6.7        Rate Regulations (Cont.)

(M)

6.7.7        Measuring Access Minutes (Cont.)

from the customer. That is, Measured  
Messages divided by Completion  
Ratio equals Total Attempts.

Step 3:        Obtain the total non-conversation time  
additive (NCTA) by multiplying the total  
attempts (obtained in Step 2) by the NCTA  
per attempt ratio. The NCTA per attempt  
ratio is obtained from the sample study  
identified in Step 2 by measuring the  
non-conversation time associated with both  
completed and incomplete attempts. The  
total NCTA is the time on a completed  
attempt from customer acknowledgment of  
receipt of call to called party answer (set  
up and ringing) plus the time on an  
incomplete attempt from customer  
acknowledgment of call until the access  
tandem or end office receives a disconnect  
signal (ring - no answer, busy or network  
blockage). That is, Total Attempts times  
Non-Conversation Time per Attempt Ratio  
equals Total NCTA.

Step 4:        Obtain total chargeable originating access  
minutes by adding the total NCTA (obtained  
in Step 3) to the recorded originating  
measured minutes (obtained in Step 1).  
That is, Measured Minutes plus NCTA equals  
Chargeable Originating Access Minutes.

(M)

Certain regulations on this page formerly appeared on  
page 240.1 of the EXCHANGE CARRIER ASSOCIATION TARIFF F.C.C.  
NO. 1.

SECTION 6. SWITCHED ACCESS SERVICE (Cont.)

6.7 Rate Regulations (Cont.)

(M)

6.7.7 Measuring Access Minutes (Cont.)

Following is an example which illustrates how the chargeable originating access minutes are derived from the measured originating minutes using this formula.

Where: Measured Minutes (M. Min.) = 7,000  
Measured Messages (M. Mes.) = 1,000  
Completion Ratio (CR) = .75  
NCTA per Attempt = .4

$$(1) \quad \text{Total Attempts} = \frac{1,000 \text{ (M. Mes.)}}{.75 \text{ (CR)}} = 1,333.33$$

$$(2) \quad \text{Total NCTA} = .4 \text{ (NCTA per Attempt)} \times 1,333.33 = 533.33$$

$$(3) \quad \text{Total Chargeable Originating Access Minutes} = 7,000 \text{ (M. Min.)} + 533.33 \text{ (NCTA)} = 7,533.33$$

When assumed minutes are used, the assumed minutes are the chargeable access minutes.

FGA access minutes or fractions thereof, the exact value of the fraction being a function of the switch technology where the measurement is made, are accumulated over the billing period for each minute for each line or hunt group. FGB, FGC and access minutes or fractions thereof, the exact value of the fraction being a function of the switch technology where the measurement is made, are accumulated over the billing period for each end office, and are then rounded up to the nearest access minute for each end office.

(M)

(D)

(M)

(M)

Certain regulations on this page formerly appeared on page 240.2 of the EXCHANGE CARRIER ASSOCIATION TARIFF F.C.C. NO. 1.

SECTION 6.        SWITCHED ACCESS SERVICE (Cont.)

6.7        Rate Regulations (Cont.)

(D)

6.7.7        Measuring Access Minutes (Cont.)

Assumed minutes are used for FGA services which originate or terminate in end offices not equipped with measurement capabilities.

The assumed average access minutes used for services originating or terminating in offices where measurement capability does not exist are set forth in (A) following for Feature Group A Services and in (B) following for Feature Group B Services.

(M)

- (A)        Where originating and terminating measurement capability does not exist for Feature Group A provided to an entry switch, the number of access minutes will be assumed to be 4,195 access minutes per line per month when the line is arranged for two-way calling (1,510 originating and 2,685 terminating).

(M)

Where measurement capability exists for either originating or terminating usage, but not both, on a line arranged for two-way calling, the number of access minutes per line per month will be an assumed 4,195 or the measured usage, whichever is greater. If the usage in the measured direction exceeds 4,195 access minutes per line per month, it will be assumed that there is zero usage in the unmeasured direction. If the measured usage is less than 4,195 access minutes per line per month, the usage in the unmeasured direction will be the assumed usage

(M)

Certain regulations on this page formerly appeared on pages 240.2 and 240.2.1 of the EXCHANGE CARRIER ASSOCIATION TARIFF F.C.C. NO. 1.

## 6.7 Rate Regulations (Cont.)

for that unmeasured direction; the total of measured and assumed minutes not to exceed the total assumed usage of 4,195 access minutes designated for two-way calling. If the total exceeds 4,195 access minutes the assumed minutes shall be reduced so that the total of measured and unmeasured minutes equals 4,195 access minutes.

Notwithstanding the preceding, when Feature Group A is used for the provision of WATS-type service where measurement capability exists at the WATS Serving Office but not at the Feature Group A entry switch, the measured WATS-type originating and/or terminating minutes of use shall be separately summed and compared to their respective total assumed originating and/or terminating minutes of use. The number of access minutes per line per month will be the assumed or the measured usage, whichever is greater.

[illegible]

Certain regulations previously found on this page can now be found on Original Page 247.1

## 6.7 Rate Regulations (Cont.)

(B) Where originating and terminating measurement capability does not exist for Feature Group B provided to an entry switch, the number of access minutes will be assumed to be 8700 access minutes per line per month when the trunk arranged for two way calling (3132 originating and 5568 terminating).

Where measurement capability exists for either originating or terminating usage, but not both on a trunk arranged for two way calling, the number of access minutes per trunk per month will be an assumed 8700 or the measured usage, whichever is greater. If the usage in the measured direction exceeds 8700 access minutes per trunk per month, it will be assumed that there is zero usage in the unmeasured direction. If the measured usage is less than 8700 access minutes per trunk per month, the usage in the unmeasured direction will be the assumed usage for that unmeasured direction; the total of measured and assumed minutes not to exceed the total assumed usage of 8700 access minutes designated for two way calling. If the total exceeds 8700 access minutes the assumed minutes shall be reduced so that the total of measured and unmeasured minutes equals 8700 access minutes.

Additionally, when the trunk is arranged for one way calling and there is no measurement capability for that direction, 3132 access minutes per month will be assumed for originating calling only lines and 5568 access minutes per month will be assumed for terminating calling only lines.

(M) \*

(M) \*

\* Certain regulations appearing on this page were previously found on Original Page 247 and Original Page 248.

## 6.7 Rate Regulations (Cont.)

(C) Notwithstanding the preceding, when Feature Group B is used for the provision of WATS or WATS-type service where measurement capability exists at the WATS Serving Office but not at the Feature Group B entry switch, the measured WATS or WATS-type originating and/or terminating minutes of use shall be separately summed and compared to their respective total assumed originating and/or terminating minutes of use. The number of access minutes per trunk per month will be the assumed or the measured usage, whichever is greater. (D)

For originating calls over FGA, usage measurement begins when the originating FGA entry switch receives an off-hook supervisory signal forwarded from the customer's point of termination. This off-hook signal may be provided by the customer's equipment before the called party answers, or forwarded by the customer's equipment when the called party answers.

The measurement of originating call usage over FGA ends when the originating FGA entry switch receives an on-hook supervisory

ISSUED: May 8, 1987 EFFECTIVE: June 23, 1987  
Pete Holland - Chief Financial Officer  
The Chillicothe Telephone Company  
P.O. Box 480  
Chillicothe, Ohio 45601-0480

SECTION 6.        SWITCHED ACCESS SERVICE (Cont.)

6.7        Rate Regulations (Cont.)

6.7.7        Measuring Access Minutes (Cont.)

(D)        Feature Group A Usage Measurement (Cont.)        (T) \*

signal from either the originating end user's end office, indicating the originating end user has disconnected, or the customer's point of termination, whichever is recognized first by the entry switch.

For terminating calls over FGA, usage measurement begins when the terminating FGA entry switch receives an off-hook supervisory signal from the terminating end user's end office, indicating the terminating end user has answered. The measurement of terminating call usage over FGA ends when the terminating FGA entry switch receives an on-hook supervisory signal from either the terminating end user's end office, indicating the terminating end user has disconnected, or the customer's point of termination, whichever is recognized first by the entry switch.

(E)        Feature Group B Usage Measurement        (T) \*

For originating calls over FGB, usage measurement begins when the originating FGB entry switch receives answer supervision forwarded from the customer's point of termination, indicating the customer's equipment has answered.

The measurement of originating call usage over FGB ends when the originating FGB entry switch receives disconnect supervision from either the

\* Issued on not less than 15 days notice under authority of  
Special Permission Number 87-274 of the Federal  
Communications Commission.



SECTION 6.        SWITCHED ACCESS SERVICE (Cont.)

6.7        Rate Regulations (Cont.)

6.7.7        Measuring Access Minutes (Cont.)

(E)        Feature Group B Usage Measurement (T) \*

originating end user's end office, indicating the originating end user has disconnected, or the customer's point of termination, whichever is recognized firsts by the entry switch.

For terminating calls over FGB, usage measurement begins when the terminating FGB entry switch receives answer supervision from the terminating end user's end office, indicating the terminating end user has answered.

The measurement of terminating call usage over FGB ends when the terminating FGB entry switch receives disconnect supervision from either the terminating end user's end office, indicating the terminating end user has disconnected, or the customer's point of termination, whichever is recognized first by the entry switch.

(F)        Feature Group C Usage Measurement (T) \*

For originating calls over FGC, usage measurement begins when the originating FGC entry switch receives answer supervision from the customer's point of termination, indicating the called party has answered.

The measurement of originating call usage over FGC ends when the originating FGC entry switch receives disconnect supervision from

\* Issued on not less than 15 days notice under authority of  
Special Permission Number 87-274 of the Federal  
Communications Commission.

SECTION 6.        SWITCHED ACCESS SERVICE (Cont.)

6.7        Rate Regulations (Cont.)

6.7.7        Measuring Access Minutes (Cont.)

(G)        Feature Group C Usage Measurement (Cont.)

either the originating end user's end office,  
indicating the originating end user has  
disconnected, or the customer's point of  
termination, whichever is recognized first  
by the entry switch.

For terminating calls over FGC to services  
other than 800/888 or 900 terminating FCC usage        (T)  
is not directly measured at the terminating  
entry switch, but is imputed from originating  
usage, excluding usage from calls to 800/888 or        (T)  
900 services.

For terminating calls over FGC to 800/888 Service,        (T)  
usage measurement begins when the terminating FGC  
entry switch receives answer supervision from the  
terminating end user's end office, indicating the  
terminating 800/888 Service end user has answered.        (T)

The measurement of terminating call usage over  
FGC to 800/888 Service ends when the terminating        (T)  
FGC entry switch receives an on hook supervisory  
signal from the terminating end user's end office,  
indicating the terminating 800/888 Service end user        (T)  
has disconnected, or from the customer's point of  
termination, whichever is recognized first by the  
entry switch.

SECTION 6.        SWITCHED ACCESS SERVICE (Cont.)

6.7        Rate Regulations (Cont.)

6.7.8        Application of Rates for Extension Service

6.7.9        Message Unit Credit

Calls from end users to the seven digit local telephone numbers associated with Feature Group A Switched Access Service are subject to Telephone Company local and/or general exchange service tariff charges (including message unit and toll charges as applicable). The monthly bills rendered to customers for their Feature Group A Switched Access Service will include a credit to reflect any message unit charges collected from their end users under the Telephone Company's local and/or general exchange service tariffs. When the customer is provided FGA service where measurement capability does not exist, the credit will apply to access minutes not to exceed 1510 per line per month. No credit will apply for any terminating FGA access minutes. The message unit credit for originating access minutes will be based on the generally applicable message unit charges of the Telephone Company.

(M) \*

6.7.10        Local Information Delivery Services

Calls over Switched Access in the terminating direction to certain community information services will be rated under the applicable rates for Switched Access Service as set forth in Section 17.1.2(B) following. In addition, the charges per call as specified under the Telephone Company's local and/or general exchange service tariffs, e.g., 976 (DIAL-IT) Network Services, will also apply.

(M) \*

\* Certain regulations on this page formerly appeared on Second Revised Page 253.

ISSUED: April 27, 2010

EFFECTIVE: May 10, 2010

Pete Holland - Chief Financial Officer

The Chillicothe Telephone Company

P.O. Box 480

Chillicothe, Ohio 45601-0480

## 6.7 Rate Regulations (Cont.)

$$(M) *$$
$$(M) *$$

(T)

(N)

(N)

ISSUED: April 27, 2010 EFFECTIVE: May 10, 2010  
Pete Holland - Chief Financial Officer  
The Chillicothe Telephone Company  
P.O. Box 480  
Chillicothe, Ohio 45601-0480

SECTION 6. SWITCHED ACCESS SERVICE (Cont.)

6.7 Rate Regulations (Cont.)

6.7.11 Mileage Measurement (Cont.)

Where applicable, the V&H coordinates method is used to determine mileage. This method is set forth in the EXCHANGE CARRIER ASSOCIATION TARIFF F.C.C. NO. 4 for Wire Center Information (V&H coordinates).

Mileage rates are as set forth in 17.1.1 following. (T)  
To determine the rate to be billed, first compute the airline mileage using the V&H coordinates method. If the calculation results in a fraction of a mile, always round up to the next whole mile before determining the mileage and applying the rates. Then multiply the mileage by the appropriate rate.

Exceptions to the mileage measurement rules are as follows:

- (A) Mileage for premium and transitional rated access minutes in the originating direction over Feature Group A Switched Access Service will be calculated on an airline basis, using the V&H coordinates method. The mileage measurement will be between the first point of switching (end office switch where the Feature Group A switching dial tone is provided) and the customer's serving wire center for the Switched Access Service provided. This exception does not apply to access minutes originating and/or terminating in an Extended Area Service area as set forth in 6.7.1(D) (4) preceding.
- (B) When a non AT&T customer's premises is within five miles of an AT&T Class 4 office, the local Transport mileage for a

SECTION 6. SWITCHED ACCESS SERVICE (Cont.)

6.7 Rate Regulations (Cont.)

(M)

6.7.11 Mileage Measurement (Cont.)

call which is carried over a Switched Access Service, originating or terminating through an end office switch, shall be the distance as would be determined from that end office switch to the serving wire center for that AT&T Class 4 office unless the customer specifies that for an entire LATA, it wants all measurements determined from its serving wire center. This designation (i.e., which serving wire center to use in calculating mileage) may be changed only once in any 12 month period. Such changes will be made without charge(s) to the customer.

- (C) When the Alternate Traffic Routing optional feature is provided with Feature Group C the Local Transport access minutes will be apportioned between the two trunk groups used to provide this feature. Such apportionment will be made using standard Telephone Company traffic engineering methodology and will be based on the last trunk CCS desired for the high usage group, as described in 6.3.1(N) preceding, and the total busy hour minutes of capacity ordered to the end office, when the feature is provided at an end office switch, or to the subtending end offices when the feature is provided at an access tandem switch. This apportionment will serve as the basis for Local Transport mileage calculation.

(M)

(D)

(M)

(M)

(T)

(M)

(M)

Certain regulations on this page formerly appeared on page 244 of the EXCHANGE CARRIER ASSOCIATION TARIFF F.C.C. NO. 1.

SECTION 6. SWITCHED ACCESS SERVICE (Cont.)

6.7 Rate Regulations (Cont.)

6.7.11 Mileage Measurement (Cont.)

(M)

When terminating Feature Group C Switched Access Service is provided from multiple customer designated premises to an end office not equipped with measurement capabilities, the total Local Transport access minutes for that the office will be apportioned among the trunk groups accessing the end office on the basis of the individual busy hour minutes of capacity ordered for each of those trunk groups. This apportionment will serve as the basis for Local Transport mileage calculation

- (E) Mileage of FGA and FGB where originating and/or terminating measurement capability does not exist, will be calculated in the unmeasured direction(s) on an airline basis using the V&H coordinates method. This mileage measurement will be between the first point of switching (end Office switch where the switching dial tone is provided) for FGA and the access tandem is ordered) of FGB, and the customer's serving wire center fro the Switched Access Services. This exception does not apply to Feature Group A access minutes originating and/or terminating in and Extended Area Service area as set forth in 6.7.1 (D) (4) preceding. Extended Area Service area mileage measurement exceptions are found in (F) following. (M)

Certain regulations on this page formerly appeared on page 244.1 of the EXCHANGE CARRIER ASSOCIATION TARIFF F.C.C. NO. 1.

SECTION 6.        SWITCHED ACCESS SERVICE (Cont.)

6.7        Rate Regulations (Cont.)

6.7.11    Mileage Measurement (Cont.)

- (F) The Local Transport mileage for Feature Groups B and D switched access service provided to Wireless Switching Centers (WSCs) directly interconnected to a Telephone Company access tandem office will be determined on an airline basis, using the V&H coordinate method. The mileage will be measured between the customer's serving wire center and the Telephone Company access tandem office to which the WSC is interconnected.
- (G) Local Transport mileage for Feature Groups B, C, and D Switched Access Service provided to a Remote Office will be measured in multiple segments.

When the facility is directly trunked to the Host Office, Direct Trunked Facility mileage will be measured between the customer's serving wire center and the Host Office, and Tandem Switched Facility mileage will be measured between the Host Office and the Remote Office. The Tandem Switching charge will not apply.

When the facility is routed through a tandem to the Host Office, Direct Trunked Facility will be measured from the Serving Wire Center to the tandem, Tandem Switched Facility will be measured from the tandem to the host, and another segment of Tandem Switched Facility will be measured from the host to the remote. A Tandem Switching charge will be applicable at the tandem.

(N)

(N)



SECTION 6.        SWITCHED ACCESS SERVICE (Cont.)

6.7        Rate Regulations (Cont.)

6.7.12    Shared Use

Shared use occurs when Switched Access Service and Special Access Service are provided over the same High Capacity service through a common interface. The regulations governing the provision of Shared Use Facilities are set forth in 7.2.7 following.

(M)

(M)

(T)

Certain regulations on this page formerly appeared on page 245 of the EXCHANGE CARRIER ASSOCIATION TARIFF F.C.C. NO. 1.

THE CHILLICOTHE TELEPHONE COMPANY  
ACCESS SERVICE

TARIFF F.C.C. NO. 1  
THIRTY-FOURTH REVISED PAGE 259  
CANCELS THIRTY-THIRD REVISED PAGE 259

SECTION 6.        SWITCHED ACCESS SERVICE (Cont.)

6.8

(D)  
(M) \*

(M) \*

\* Certain regulations and charges previously found on this page can now  
be found on page 363.

---

ISSUED: May 17, 2004

EFFECTIVE: June 1, 2004

Pete Holland - Chief Financial Officer  
The Chillicothe Telephone Company  
P.O. Box 480  
Chillicothe, Ohio 45601-0480

THE CHILLICOTHE TELEPHONE COMPANY  
ACCESS SERVICE

TARIFF F.C.C. NO. 1  
TWENTIETH REVISED PAGE 259.1  
CANCELS NINETEENTH REVISED PAGE 259.1

SECTION 6.        SWITCHED ACCESS SERVICE (Cont.)

6.8

(D)  
(M) \*

(M) \*

\* Certain regulations and charges previously found on this page can now  
be found on page 363.

---

ISSUED: May 17, 2004

EFFECTIVE: June 1, 2004

Pete Holland - Chief Financial Officer  
The Chillicothe Telephone Company  
P.O. Box 480  
Chillicothe, Ohio 45601-0480

THE CHILLICOTHE TELEPHONE COMPANY  
ACCESS SERVICE

TARIFF F.C.C. NO. 1  
THIRD REVISED PAGE 260  
CANCELS SECOND REVISED PAGE 260

SECTION 6.        SWITCHED ACCESS SERVICE (Cont.)

6.8

(D)  
(M) \*

(M) \*  
(D)

(D)

\* Certain regulations and charges previously found on this page can now  
be found on pages 363 and 364.

---

ISSUED: May 17, 2004                      EFFECTIVE: June 1, 2004  
Pete Holland - Chief Financial Officer  
The Chillicothe Telephone Company  
P.O. Box 480  
Chillicothe, Ohio 45601-0480

THE CHILLICOTHE TELEPHONE COMPANY  
ACCESS SERVICE

TARIFF F.C.C. NO. 1  
FIRST REVISED PAGE 260.1  
CANCELS ORIGINAL PAGE 260.1

SECTION 6.        SWITCHED ACCESS SERVICE (Cont.)

6.8

(D)

(D)

---

ISSUED: May 17, 2004                      EFFECTIVE: June 1, 2004  
Pete Holland - Chief Financial Officer  
The Chillicothe Telephone Company  
P.O. Box 480  
Chillicothe, Ohio 45601-0480

THE CHILLICOTHE TELEPHONE COMPANY  
ACCESS SERVICE

TARIFF F.C.C. NO. 1  
EIGHTEENTH REVISED PAGE 261  
CANCELS SEVENTEENTH REVISED PAGE 261

SECTION 6.        SWITCHED ACCESS SERVICE (Cont.)

6.8

(D)

(D)  
(M) \*

(M) \*

\* Certain regulations and charges previously found on this page can now  
be found on page 364.

ISSUED: May 17, 2004

EFFECTIVE: June 1, 2004

Pete Holland - Chief Financial Officer

The Chillicothe Telephone Company

P.O. Box 480

Chillicothe, Ohio 45601-0480

THE CHILLICOTHE TELEPHONE COMPANY  
ACCESS SERVICE

TARIFF F.C.C. NO. 1  
THIRTY-SECOND REVISED PAGE 262  
CANCELS THIRTY-FIRST REVISED PAGE 262

SECTION 6.        SWITCHED ACCESS SERVICE (Cont.)

6.8

(D)

(M) \*

(M) \*

(D)

(D)

\* Certain regulations and charges previously found on this page can now  
be found on page 365.

---

ISSUED: May 17, 2004

EFFECTIVE: June 1, 2004

Pete Holland - Chief Financial Officer  
The Chillicothe Telephone Company  
P.O. Box 480  
Chillicothe, Ohio 45601-0480

THE CHILLICOTHE TELEPHONE COMPANY  
ACCESS SERVICE

TARIFF F.C.C. NO. 1  
FIRST REVISED PAGE 263  
CANCELS ORIGINAL PAGE 263

SECTION 6.        SWITCHED ACCESS SERVICE (Cont.)

6.8

(D)

(D)

---

ISSUED: May 17, 2004                      EFFECTIVE: June 1, 2004  
Pete Holland - Chief Financial Officer  
The Chillicothe Telephone Company  
P.O. Box 480  
Chillicothe, Ohio 45601-0480



THE CHILLICOTHE TELEPHONE COMPANY  
ACCESS SERVICE

TARIFF F.C.C. NO. 1  
THIRD REVISED PAGE 264  
CANCELS SECOND REVISED PAGE 264

SECTION 6.        SWITCHED ACCESS SERVICE (Cont.)

6.8

(D)

(D)

---

ISSUED: May 17, 2004                      EFFECTIVE: June 1, 2004  
Pete Holland - Chief Financial Officer  
The Chillicothe Telephone Company  
P.O. Box 480  
Chillicothe, Ohio 45601-0480

THE CHILLICOTHE TELEPHONE COMPANY  
ACCESS SERVICE

TARIFF F.C.C. NO. 1  
FIRST REVISED PAGE 264.1  
CANCELS ORIGINAL PAGE 264.1

SECTION 6.        SWITCHED ACCESS SERVICE (Cont.)

6.8

(D)

(D)

---

ISSUED: May 17, 2004                      EFFECTIVE: June 1, 2004  
Pete Holland - Chief Financial Officer  
The Chillicothe Telephone Company  
P.O. Box 480  
Chillicothe, Ohio 45601-0480

THE CHILLICOTHE TELEPHONE COMPANY  
ACCESS SERVICE

TARIFF F.C.C. NO. 1  
SECOND REVISED PAGE 265  
CANCELS FIRST REVISED PAGE 265

SECTION 6.        SWITCHED ACCESS SERVICE (Cont.)

6.8

(D)

(D)

---

ISSUED: May 17, 2004                      EFFECTIVE: June 1, 2004  
Pete Holland - Chief Financial Officer  
The Chillicothe Telephone Company  
P.O. Box 480  
Chillicothe, Ohio 45601-0480

THE CHILLICOTHE TELEPHONE COMPANY  
ACCESS SERVICE

TARIFF F.C.C. NO. 1  
FIRST REVISED PAGE 266  
CANCELS ORIGINAL PAGE 266

SECTION 6.        SWITCHED ACCESS SERVICE (Cont.)

6.8

(D)

(D)

---

ISSUED: May 17, 2004                      EFFECTIVE: June 1, 2004  
Pete Holland - Chief Financial Officer  
The Chillicothe Telephone Company  
P.O. Box 480  
Chillicothe, Ohio 45601-0480

THE CHILLICOTHE TELEPHONE COMPANY  
ACCESS SERVICE

TARIFF F.C.C. NO. 1  
SECOND REVISED PAGE 267  
CANCELS FIRST REVISED PAGE 267

SECTION 6.        SWITCHED ACCESS SERVICE (Cont.)

6.8

(D)

(D)

---

ISSUED: May 17, 2004                      EFFECTIVE: June 1, 2004  
Pete Holland - Chief Financial Officer  
The Chillicothe Telephone Company  
P.O. Box 480  
Chillicothe, Ohio 45601-0480

THE CHILLICOTHE TELEPHONE COMPANY  
ACCESS SERVICE

TARIFF F.C.C. NO. 1  
SECOND REVISED PAGE 268  
CANCELS FIRST REVISED PAGE 268

SECTION 6.        SWITCHED ACCESS SERVICE (Cont.)

6.8

(D)

(D)

---

ISSUED: May 17, 2004                      EFFECTIVE: June 1, 2004  
Pete Holland - Chief Financial Officer  
The Chillicothe Telephone Company  
P.O. Box 480  
Chillicothe, Ohio 45601-0480

THE CHILLICOTHE TELEPHONE COMPANY  
ACCESS SERVICE

TARIFF F.C.C. NO. 1  
THIRTIETH REVISED PAGE 269  
CANCELS TWENTY-NINTH REVISED PAGE 269

SECTION 6.        SWITCHED ACCESS SERVICE (Cont.)

6.8

(D)

(M) \*

(M) \*

\* Certain regulations and charges previously on this page can now be found on page 365.

---

ISSUED: May 17, 2004

EFFECTIVE: June 1, 2004

Pete Holland - Chief Financial Officer  
The Chillicothe Telephone Company  
P.O. Box 480  
Chillicothe, Ohio 45601-0480

THE CHILLICOTHE TELEPHONE COMPANY  
ACCESS SERVICE

TARIFF F.C.C. NO. 1  
ORIGINAL PAGE 270

SECTION 6.        SWITCHED ACCESS SERVICE (Cont.)

Reserved for Future Use

Certain regulations on this page formerly appeared on  
pages \_\_\_\_ of the EXCHANGE CARRIER ASSOCIATION TARIFF F.C.C.  
NO. 1.

---

ISSUED: October 3, 1986                      EFFECTIVE: January 1, 1987  
Pete Holland - Chief Financial Officer  
The Chillicothe Telephone Company  
P.O. Box 480  
Chillicothe, Ohio 45601-0480



THE CHILLICOTHE TELEPHONE COMPANY  
ACCESS SERVICE

TARIFF F.C.C. NO. 1  
ORIGINAL PAGE 271

SECTION 6.        SWITCHED ACCESS SERVICE (Cont.)

Reserved for Future Use

Certain regulations on this page formerly appeared on  
pages \_\_\_\_ of the EXCHANGE CARRIER ASSOCIATION TARIFF F.C.C.  
NO. 1.

---

ISSUED: October 3, 1986                      EFFECTIVE: January 1, 1987  
Pete Holland - Chief Financial Officer  
The Chillicothe Telephone Company  
P.O. Box 480  
Chillicothe, Ohio 45601-0480

THE CHILLICOTHE TELEPHONE COMPANY  
ACCESS SERVICE

TARIFF F.C.C. NO. 1  
ORIGINAL PAGE 272

SECTION 6.        SWITCHED ACCESS SERVICE (Cont.)

Reserved for Future Use

Certain regulations on this page formerly appeared on  
pages \_\_\_\_ of the EXCHANGE CARRIER ASSOCIATION TARIFF F.C.C.  
NO. 1.

---

ISSUED: October 3, 1986                      EFFECTIVE: January 1, 1987  
Pete Holland - Chief Financial Officer  
The Chillicothe Telephone Company  
P.O. Box 480  
Chillicothe, Ohio 45601-0480

THE CHILLICOTHE TELEPHONE COMPANY  
ACCESS SERVICE

TARIFF F.C.C. NO. 1  
ORIGINAL PAGE 273

SECTION 6.        SWITCHED ACCESS SERVICE (Cont.)

Reserved for Future Use

Certain regulations on this page formerly appeared on  
pages \_\_\_\_ of the EXCHANGE CARRIER ASSOCIATION TARIFF F.C.C.  
NO. 1.

---

ISSUED: October 3, 1986                      EFFECTIVE: January 1, 1987  
Pete Holland - Chief Financial Officer  
The Chillicothe Telephone Company  
P.O. Box 480  
Chillicothe, Ohio 45601-0480

THE CHILLICOTHE TELEPHONE COMPANY  
ACCESS SERVICE

TARIFF F.C.C. NO. 1  
ORIGINAL PAGE 274

SECTION 6.        SWITCHED ACCESS SERVICE (Cont.)

Reserved for Future Use

Certain regulations on this page formerly appeared on  
pages \_\_\_\_ of the EXCHANGE CARRIER ASSOCIATION TARIFF F.C.C.  
NO. 1.

---

ISSUED: October 3, 1986                      EFFECTIVE: January 1, 1987  
Pete Holland - Chief Financial Officer  
The Chillicothe Telephone Company  
P.O. Box 480  
Chillicothe, Ohio 45601-0480

THE CHILLICOTHE TELEPHONE COMPANY  
ACCESS SERVICE

TARIFF F.C.C. NO. 1  
ORIGINAL PAGE 275

SECTION 6.        SWITCHED ACCESS SERVICE (Cont.)

Reserved for Future Use

Certain regulations on this page formerly appeared on  
pages \_\_\_\_ of the EXCHANGE CARRIER ASSOCIATION TARIFF F.C.C.  
NO. 1.

---

ISSUED: October 3, 1986                      EFFECTIVE: January 1, 1987  
Pete Holland - Chief Financial Officer  
The Chillicothe Telephone Company  
P.O. Box 480  
Chillicothe, Ohio 45601-0480

THE CHILLICOTHE TELEPHONE COMPANY  
ACCESS SERVICE

TARIFF F.C.C. NO. 1  
ORIGINAL PAGE 276

SECTION 6.        SWITCHED ACCESS SERVICE (Cont.)

Reserved for Future Use

Certain regulations on this page formerly appeared on  
pages \_\_\_\_ of the EXCHANGE CARRIER ASSOCIATION TARIFF F.C.C.  
NO. 1.

---

ISSUED: October 3, 1986                      EFFECTIVE: January 1, 1987  
Pete Holland - Chief Financial Officer  
The Chillicothe Telephone Company  
P.O. Box 480  
Chillicothe, Ohio 45601-0480

THE CHILLICOTHE TELEPHONE COMPANY  
ACCESS SERVICE

TARIFF F.C.C. NO. 1  
ORIGINAL PAGE 277

SECTION 6.        SWITCHED ACCESS SERVICE (Cont.)

Reserved for Future Use

Certain regulations on this page formerly appeared on  
pages \_\_\_\_ of the EXCHANGE CARRIER ASSOCIATION TARIFF F.C.C.  
NO. 1.

---

ISSUED: October 3, 1986                      EFFECTIVE: January 1, 1987  
Pete Holland - Chief Financial Officer  
The Chillicothe Telephone Company  
P.O. Box 480  
Chillicothe, Ohio 45601-0480

THE CHILLICOTHE TELEPHONE COMPANY  
ACCESS SERVICE

TARIFF F.C.C. NO. 1  
ORIGINAL PAGE 278

SECTION 6.        SWITCHED ACCESS SERVICE (Cont.)

Reserved for Future Use

Certain regulations on this page formerly appeared on  
pages \_\_\_\_ of the EXCHANGE CARRIER ASSOCIATION TARIFF F.C.C.  
NO. 1.

---

ISSUED: October 3, 1986                      EFFECTIVE: January 1, 1987  
Pete Holland - Chief Financial Officer  
The Chillicothe Telephone Company  
P.O. Box 480  
Chillicothe, Ohio 45601-0480



THE CHILLICOTHE TELEPHONE COMPANY  
ACCESS SERVICE

TARIFF F.C.C. NO. 1  
ORIGINAL PAGE 279

SECTION 6.        SWITCHED ACCESS SERVICE (Cont.)

Reserved for Future Use

Certain regulations on this page formerly appeared on  
pages \_\_\_\_ of the EXCHANGE CARRIER ASSOCIATION TARIFF F.C.C.  
NO. 1.

---

ISSUED: October 3, 1986                      EFFECTIVE: January 1, 1987  
Pete Holland - Chief Financial Officer  
The Chillicothe Telephone Company  
P.O. Box 480  
Chillicothe, Ohio 45601-0480

SECTION 7. SPECIAL ACCESS SERVICE

7.1 General

Special Access Service provides a transmission path to connect customer designated premises, directly, through a Telephone Company hub where bridging or multiplexing functions are performed, or to connect a customer designated premises and a WATS Serving Office. Special Access Service includes all exchange access not utilizing Telephone Company end office switches.

The connections provided by Special Access Service can be either analog or digital. Analog connections are differentiated by spectrum and bandwidth. Digital connections are differentiated by bit rate.

7.1.1 Channel Types

There are four types of channels used to provide Special Access Services. Each type has its own characteristics. All are subdivided by one or more of the following:

- Transmission specifications
- Bandwidth
- Speed (i.e., bit rate)
- Spectrum

To order a channel, Customers choose certain basic channels and select from a list of available transmission parameters and channel interfaces, those that they desire to meet specific communications requirements.

Issued under authority of Special Permission No. 06-0113 to withdraw the tariff materials filed under Transmittal No. 86 and reinstate the tariff materials that were currently effective.

SECTION 7. SPECIAL ACCESS SERVICE (Cont.)

7.1 General (Cont.)

7.1.1 Channel Types (Cont.)

For purposes of ordering channels, each has been identified as a type of Special Access Service. However, such identification is not intended to limit a customer's use of the channel nor to imply that the channel is limited to a particular use.

Following is a list of the available basic channel types. A detailed description including capacity and multiplexing requirements can be found at the tariff references cited below. General information begins in Section 7.5 of this tariff.

Voice Grade - a channel for the transmission of analog signals within an approximate bandwidth of 300-3000 Hz. (7.5.1)

Program Audio - a channel for the transmission of audio signals. The nominal frequency bandwidths are from 200 to 3500 Hz, from 100 to 5000 Hz, from 50 to 8000 Hz, or from 50 to 15000 Hz. (7.6.1)

Digital Data - a channel for the digital transmission of synchronous serial data at rates of 2.4, 4.8, 9.6 or 56 kbps. (7.7.1)

Issued under authority of Special Permission No. 06-0113 to withdraw the tariff materials filed under Transmittal No. 86 and reinstate the tariff materials that were currently effective.

---

ISSUED: March 23, 2006                      EFFECTIVE: March 23, 2006  
Pete Holland - Chief Financial Officer  
The Chillicothe Telephone Company  
P.O. Box 480  
Chillicothe, Ohio 45601-0480

SECTION 7. SPECIAL ACCESS SERVICE (Cont.)

7.1 General (Cont.)

7.1.1 Channel Types (Cont.)

High Capacity - a channel for the transmission of isochronous serial digital data at rates of 1.544, 3.152, 6.312, 44.736 or 274.176 Mbps. (Section 17.2.5(A))

7.1.2 Service Descriptions

There are four basic circuit types which apply to Special Access Services:

- Program Audio (AP)
- Voice (VG)
- Digital Data (DA)
- High Capacity (HC)

Each service consists of a basic channel to which a technical specifications package (customized or predefined), channel interface(s) and, when desired, optional features and functions are added to construct the service desired by the customer. Technical specifications packages and optional features and functions are described in this section. Channel interfaces are described in Sections 15.3 and 15.4 of NATIONAL EXCHANGE CARRIER ASSOCIATION TARIFF F.C.C. NO. 5.

Customized technical specifications will be provided where technically feasible. If the Telephone Company determines that the requested parameter specifications are not compatible, the customer will be advised and given the opportunity to change the order.

Issued under authority of Special Permission No. 06-0113 to withdraw the tariff materials filed under Transmittal No. 86 and reinstate the tariff materials that were currently effective.

SECTION 7. SPECIAL ACCESS SERVICE (Cont.)

7.1 General (Cont.)

(M)

7.1.2 Service Descriptions (Cont.)

When a customized facility is ordered, the customer will be notified whether Additional Engineering Charges apply. In such cases, the customer will be given an estimate of the hours to be billed before any further action is taken on the order.

The channel description specifies the characteristics of the basic channel and indicates whether the channel is provided between customer designated premises, between a customer designated premises and a Telephone Company hub where bridging or multiplexing functions are performed, or between a customer designated premises and a WATS Serving Office.

- (A) Information pertaining to the technical specifications packages indicates the transmission parameters that are available with each package. This information is displayed in a matrix with the transmission parameters listed down the left side and the packages listed across the top. Each package is identified by a code, e.g., VGC. The first two letters of the code indicate the category of Special Access Service to which the parameters are applicable. These two letter codes are shown above in parentheses following the category of Special Access Service. The letter "C" following the two letter code indicates the technical specifications package for a customized service. The letter "w" following the two letter code indicates the technical specifications package for a voice grade Special Access Service used in the provision of WATS or WATS-type service using a Telephone Company designated WATS Serving Office. A numeric (M)

Certain regulations on this page formerly appeared on pages 264 and 265 of the EXCHANGE CARRIER ASSOCIATION TARIFF F.C.C. NO. 1.

ISSUED: October 3, 1986

EFFECTIVE: January 1, 1987

Pete Holland - Chief Financial Officer

The Chillicothe Telephone Company

P.O. Box 480

Chillicothe, Ohio 45601-0480

SECTION 7. SPECIAL ACCESS SERVICE (Cont.)

7.1 General (Cont.)

7.1.2 Service Descriptions (Cont.)

or alpha-numeric designation following the two letter code indicates the specific predefined package. For a customized service, the customer may select any parameters available with that category of service as long as the parameters are compatible. When appropriate, the Technical Reference which contains detailed specifications for the parameters is shown following the matrix.

- (B) Channel interfaces at each Point of Termination on a two-point service may be symmetrical or asymmetrical. On a multipoint service they may also be symmetrical or asymmetrical, but communications can only be provided between compatible channel interfaces. Only certain channel interfaces are compatible. These are set forth in 15.3 and 15.4 of NATIONAL EXCHANGE CARRIER ASSOCIATION TARIFF F.C.C. NO. 5 in a combination format.
- (C) Only certain channel interface combinations are available with the predefined technical specifications packages. These are delineated in the Technical References set forth in (F) following. When a customized channel is requested, all channel interface combinations available with the specified type of service are available with the customized channel.
- (D) The optional features and functions available with each type of Special Access Service are described in this section. The optional features and functions information also indicates with which technical specifications packages they are available. Such information is displayed in a matrix with the optional feature or function

Issued under authority of Special Permission No. 06-0113 to withdraw the tariff materials filed under Transmittal No. 86 and reinstate the tariff materials that were currently effective.

ISSUED: March 23, 2006

EFFECTIVE: March 23, 2006

Pete Holland - Chief Financial Officer

The Chillicothe Telephone Company

P.O. Box 480

Chillicothe, Ohio 45601-0480

SECTION 7. SPECIAL ACCESS SERVICE (Cont.)

7.1 General (Cont.)

7.1.2 Service Descriptions (Cont.)

listed down the left side and the technical specifications package listed across the top.

(E) The Telephone Company will maintain existing transmission specifications on services installed prior to the effective date of this tariff, except that existing services with performance specifications exceeding the standards listed in this provision will be maintained at the performance levels specified in this tariff.

(F) All services installed after the effective date of this tariff will conform to the transmission specification standards contained in this tariff or in the following Technical References for each category of service:

|               |     |                               |
|---------------|-----|-------------------------------|
| Voice Grade   | PUB | 62501 and associated Addendum |
|               | PUB | 41004, Table 4                |
| Program Audio | PUB | 62503 and associated Addendum |
| Digital Data  | PUB | 62507                         |
|               |     | 62310                         |
| High Capacity | PUB | 62508                         |
|               |     | 62411                         |

7.1.3 Service Configurations

There are two types of service configurations over which Special Access Services are provided: two-point service and multipoint service.

Issued under authority of Special Permission No. 06-0113 to withdraw the tariff materials filed under Transmittal No. 86 and reinstate the tariff materials that were currently effective.

SECTION 7. SPECIAL ACCESS SERVICE (Cont.)

7.1 General (Cont.)

7.1.3 Service Configurations (Cont.)

(A) Two-Point Service

A two-point service connects two customer designated premises, either on a directly connected basis or through a hub where multiplexing functions are performed or a customer designated premises and a WATS Serving Office (WSO).

Applicable rate elements are:

- Channel Terminations
- Channel Mileage (as applicable)
- Optional Features and Functions  
(when applicable)

A Special Access Surcharge, as set forth in Section 17.2.1 may be applicable.

The following diagram depicts a two-point Voice Grade service connecting two customer designated premises (CDP) located 15 miles apart. The service is provided with C-Type conditioning.

See Attachment C for a pictorial layout.

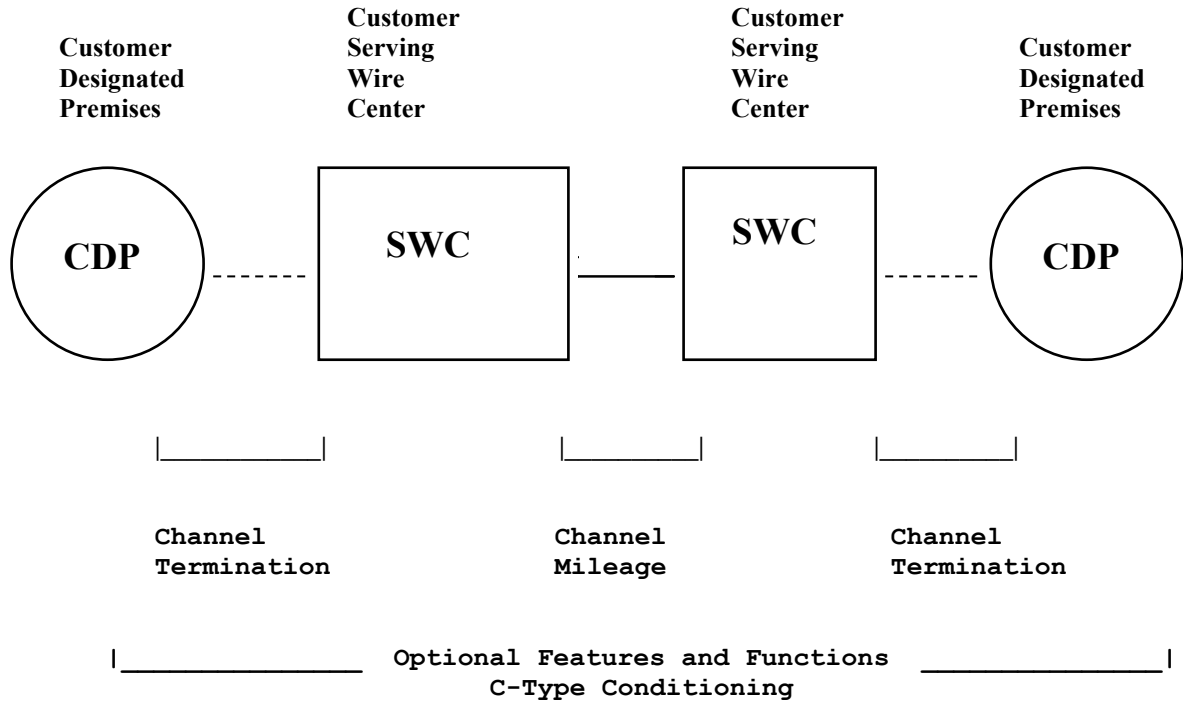
Applicable rate elements are:

- Channel Terminations (applicable one (1) per CDP) - except only one channel termination applies for a WATS access line.

Issued under authority of Special Permission No. 06-0113 to withdraw the tariff materials filed under Transmittal No. 86 and reinstate the tariff materials that were currently effective.



**Attachment C**



CDP - Customer Designated Premises  
SWC - Customer Serving Center

ISSUED: October 2, 1986

EFFECTIVE: January 1, 1987

Pete Holland - Chief Financial Officer  
The Chillicothe Telephone Company  
P.O. Box 480  
Chillicothe, Ohio 45601-0480

SECTION 7. SPECIAL ACCESS SERVICE (Cont.)

7.1 General (Cont.)

7.1.3 Service Configurations (Cont.)

(A) Two-Point Service (Cont.)

- Channel Mileage (1 section, Channel Mileage Facility per mile plus 2 Channel Mileage Terminations)
- C-Type Conditioning Optional Feature

(B) Multipoint Service

Multipoint service connects three or more customer designated premises through a Telephone Company hub. Only certain types of Special Access Service are provided as multipoint service. These are so designated in the descriptions for the appropriate channel.

Multipoint service utilizing a customized technical specifications package, as set forth in 7.1.2 preceding, will be provided when technically possible. If the Telephone Company determines that the requested characteristics for a multipoint service are not compatible, the customer will be advised and given the opportunity to change the order.

Issued under authority of Special Permission No. 06-0113 to withdraw the tariff materials filed under Transmittal No. 86 and reinstate the tariff materials that were currently effective.

SECTION 7. SPECIAL ACCESS SERVICE (Cont.)

7.1 General (Cont.)

7.1.3 Service Configurations (Cont.)

(B) Multipoint Service (Cont.)

When ordering, the customer will specify the bridging Hub selected from the Telephone Company's list of available Hub locations.

Applicable Rate Elements are:

- Channel Terminations (one per customer designated premises)
- Channel Mileage (as applicable between the serving wire center for each customer designate premises and the hub and between hubs).
- Bridging
- Additional Optional Features and Functions (when applicable).

The Special Access Surcharge, as set forth in Section 17.2.1 following may be applicable.

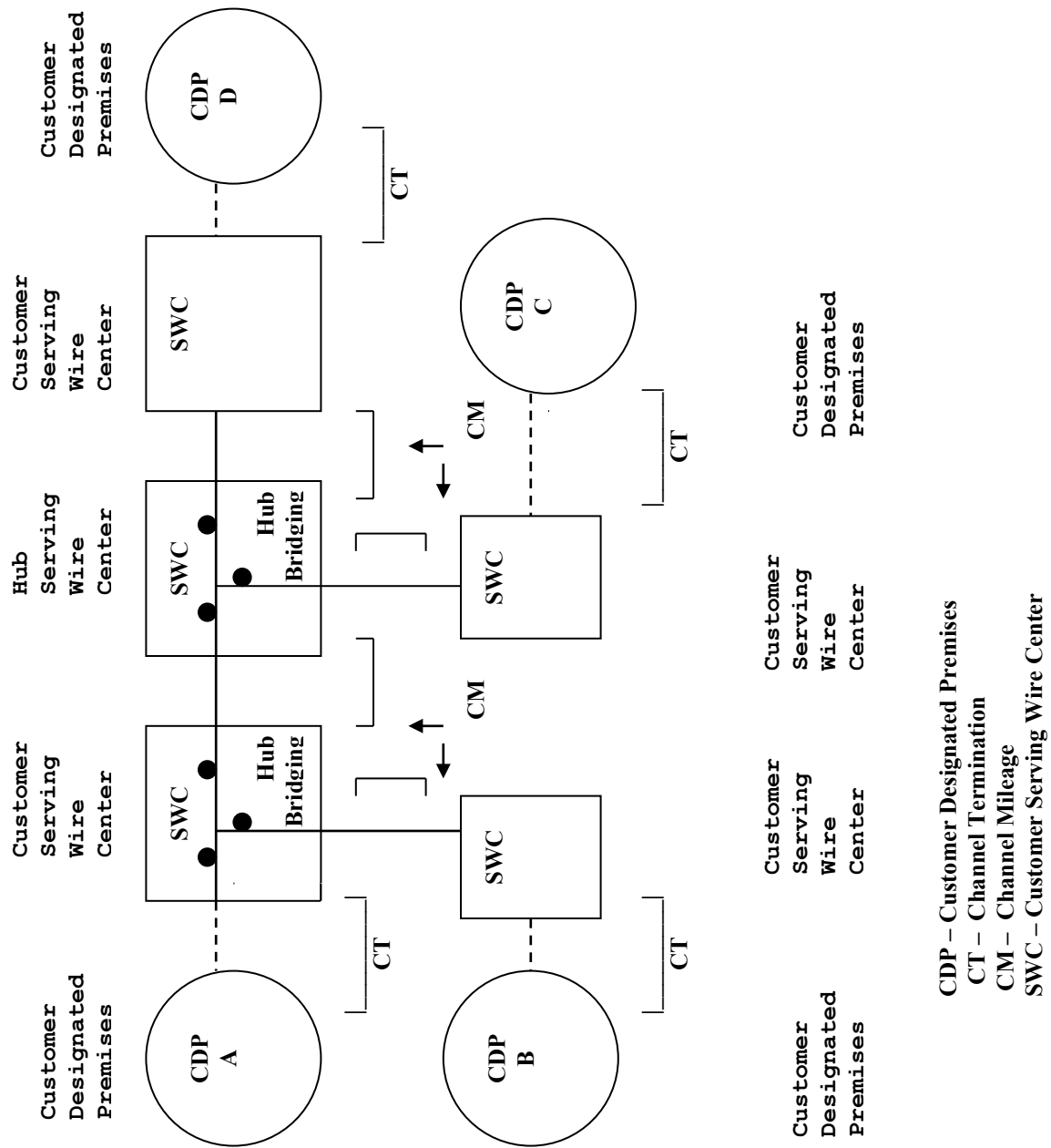
(T)

(D)

Example: Voice Grade Multipoint service connecting four customer designated premises (CDP) via two customer specified bridging hubs.

See Attachment D for pictorial diagram.

Attachment D



SECTION 7. SPECIAL ACCESS SERVICE (Cont.)

7.1 General (Cont.)

7.1.3 Service Configurations (Cont.)

(B) Multipoint Service (Cont.)

Applicable rate elements are:

- Channel Terminations (four applicable)
- Channel Mileage (four sections, Channel Mileage Facility per mile plus two Channel Mileage Terminations per section)
- Bridging Optional Feature (6 applicable, i.e., each bridge port)

7.1.4 Alternate Use

Alternate Use occurs when a service is arranged by the Telephone Company so that the customer can select different types of transmission at different times. The customer may use Telephone Company provided facilities for any lawful and technically feasible use. Where technical or engineering changes are required to effectuate an alternative use, the Telephone Company will make additional services available on an individual cost basis.

The arrangement required to transfer the service from one operation to the other (i.e., the transfer relay and control leads) will be rated and provided on an individual case basis and filed in Section 12 of the NATIONAL EXCHANGE CARRIER ASSOCIATION TARIFF F.C.C. NO. 5, Specialized Service or Arrangements. The customer will pay the stated tariff rates for the Access Service rate elements for the service ordered (i.e., Channel Terminations, Channel Mileage [as applicable] and Optional Features and Functions [if any]).

Issued under authority of Special Permission No. 06-0113 to withdraw the tariff materials filed under Transmittal No. 86 and reinstate the tariff materials that were currently effective.

THE CHILLICOTHE TELEPHONE COMPANY  
ACCESS SERVICE

TARIFF F.C.C. NO. 1  
FIRST REVISED PAGE 289  
CANCELS ORIGINAL PAGE 289.1

SECTION 7. SPECIAL ACCESS SERVICE (Cont.)

Issued under authority of Special Permission No. 06-0113 to withdraw the tariff materials filed under Transmittal No. 86 and reinstate the tariff materials that were currently effective.

---

ISSUED: Mach 23, 2006

EFFECTIVE: March 23, 2006

Pete Holland - Chief Financial Officer

The Chillicothe Telephone Company

P.O. Box 480

Chillicothe, Ohio 45601-0480

SECTION 7. SPECIAL ACCESS SERVICE (Cont.)

7.1 General (Cont.)

7.1.5 Special Facilities Routing

A customer may request that the facilities used to provide Special Access Service be specially routed. The regulations, rates and charges for Special Facilities Routing (i.e., Avoidance, Diversity and Cable-Only) are set forth in Section 11 of NATIONAL EXCHANGE CARRIER ASSOCIATION TARIFF F.C.C. NO. 5. (T)  
(T)

7.1.6 Design Layout Report

At the request of the customer, the Telephone Company will provide to the customer the make-up of the facilities and services provided under this tariff as Special Access Service to aid the customer in designing its overall service. This information will be provided in the form of a Design Layout Report. The Design Layout Report will be provided to the customer at no charge, and will be reissued or updated whenever these facilities are materially changed.

7.1.7 Acceptance Testing

At no additional charge, the Telephone Company will, at the customer's request, cooperatively test, the following parameters at the time of installation:

- (A) For Voice Grade analog services, acceptance test will include tests for loss, 3-tone slope, DC continuity, operational signaling, C-notched noise, and C-message noise when these parameters are applicable and specified in the order for service. Additionally, a balance (improved loss) test will be provided at the customer's premises if the customer orders this as an optional feature and function. When a

SECTION 7. SPECIAL ACCESS SERVICE (Cont.)

7.1 General (Cont.)

7.1.7 Acceptance Testing (Cont.)

four-wire to two-wire conversion is provided on a customer's premises, balance (equal level echo path loss) may also be tested.

- (B) For other analog services (i.e., Program Audio) and for digital services (i.e., Digital Data and High Capacity) service, acceptance tests will include tests for the parameters applicable to the service as specified by the customer in the order for service.

In addition to the above tests, Additional Cooperative Acceptance Testing for Voice Grade service to test other parameters, as described in Section 13.3.5(B) of the NATIONAL EXCHANGE CARRIER ASSOCIATION TARIFF (T)  
F.C.C. NO. 5 is available at the customer's request. (T)  
All test results will be made available to the customer upon request.

7.1.8 Ordering Options and Conditions

Special Access Service is ordered under the Access Order provisions set forth in Section 5 preceding. Also included in that section are other charges which may be associated with ordering Special Access Service (e.g., Service Data Change Charge, Cancellation Charge, etc.).

7.2 Rate Regulations

This section contains the specific regulations governing the rates and charges that apply for Special Access.



### 7.2.1 Rate Categories

- Channel Terminations (described in 7.2.1(A) following)
- Channel Mileage (described in 7.2.1(B) following)
- Optional Features and Functions (described in 7.2.1(C) following)

The Channel Termination rate category provides for the communications path between a customer designated premises and the serving wire center of that premises. Included as part of the Channel Termination is a standard channel interface arrangement which defines the technical characteristics associated with the type of facilities to which the access service is to be connected at the Point of Termination (POT) and the type of signaling capability, if any. The signaling capability is provided as an optional feature as set forth in (C) following. One Channel Termination charge applies per customer designated premises at which the channel is terminated. This charge will apply even if the customer designated premises and the serving wire center are co-located in a Telephone Company building.

ISSUED: March 23, 2006 EFFECTIVE: March 23, 2006  
Pete Holland - Chief Financial Officer  
The Chillicothe Telephone Company  
P.O. Box 480  
Chillicothe, Ohio 45601-0480

THE CHILLICOTHE TELEPHONE COMPANY  
ACCESS SERVICE

TARIFF F.C.C. NO. 1  
FIRST REVISED PAGE 293  
CANCELS ORIGINAL PAGE 293

SECTION 7. SPECIAL ACCESS SERVICE (Cont.)

7.2 Rate Regulations (Cont.) (S)

7.2.1 Rate Categories (Cont.)

(A) Channel Termination (Cont.) (S)

(1) (D) \*

(2)

(D)

\* Issued on not less than \_\_\_\_ day's notice under authority  
of Special Permission No. 86-952 of the Federal Communica-  
tions Commission.

ISSUED:

EFFECTIVE: January 17, 1987  
Pete Holland - Chief Financial Officer  
The Chillicothe Telephone Company  
P.O. Box 480  
Chillicothe, Ohio 45601-0480

SECTION 7. SPECIAL ACCESS SERVICE (Cont.)

7.2 Rate Regulations (Cont.) (S)

7.2.1 Rate Categories (Cont.)

(A) Channel Termination (Cont.) (S)

(2) (D) \*

(D)

(B) Channel Mileage (S)

The Channel Mileage rate category provides for the end office equipment and the transmission facilities between the serving wire centers associated with two customer designated premises, between a serving wire center associated with a customer designated premises and a Telephone Company hub.

(C) Optional Features and Functions

The Optional Features and Functions rate category provides for optional features and functions which may be added to a Special Access Service to improve its quality or utility to meet specific communications (S)

\* Issued on not less than      day's notice under authority of Special Permission No. 86-952 of the Federal Communications Commission.

ISSUED:

EFFECTIVE: January 17, 1987

Pete Holland - Chief Financial Officer  
The Chillicothe Telephone Company  
P.O. Box 480  
Chillicothe, Ohio 45601-0480

SECTION 7. SPECIAL ACCESS SERVICE (Cont.)

7.2 Rate Regulations (Cont.)

(M)

7.2.1 Rate Categories (Cont.)

(C) Optional Features and Functions (Cont.)

requirements. These are not necessarily identifiable with specific equipment, but rather represent the end result in terms of performance characteristics which may be obtained. These characteristics may be obtained by using various combinations of equipment. Although the equipment necessary to perform a specified function may be installed at various locations along the path of the service, they will be charged for as a single rate element.

Examples of Optional Features and Functions that are available include, but are not limited to, the following:

- Signaling Capability
- Hubbing Functions
- Conditioning

(M)

(D)

A hub is a Telephone Company designated serving wire center at which bridging or multiplexing functions are performed. The bridging functions performed are to connect three or more customer designated premises in a multipoint arrangement. The multiplexing functions are to channelize analog or digital facilities to individual services requiring a lower capacity or bandwidth. The Telephone Company will assist in identifying serving wire centers, hub locations and the type of bridging or multiplexing functions available.

(M)

(M)

(T)

(T)

(M)

(M)

Certain regulations on this page formerly appeared on page 274 of the EXCHANGE CARRIER ASSOCIATION TARIFF F.C.C. NO. 1.

ISSUED: October 3, 1986

EFFECTIVE: January 1, 1987

Pete Holland - Chief Financial Officer

The Chillicothe Telephone Company

P.O. Box 480

Chillicothe, Ohio 45601-0480

SECTION 7. SPECIAL ACCESS SERVICE (Cont.)

7.2 Rate Regulations (Cont.)

7.2.1 Rate Categories (Cont.)

(C) Optional Features and Functions (Cont.)

Descriptions for each of the available Optional Features and Functions are set forth in 7.5 through 7.8 following.

7.2.2 Types of Rates and Charges

There are three types of rates and charges. These are monthly rates, daily rates and nonrecurring charges. The rates and charges are described as follows:

(A) Monthly Rates

Monthly rates are recurring rates that apply each month or fraction thereof that a Special Access Service is provided. For billing purposes, each month is considered to have 30 days.

(B) Daily Rates

Daily rates are recurring rates that apply to each 24-hour period or fraction thereof that a Program Audio Special Access Service is provided for part-time or occasional use. This 24-hour period is not limited to a calendar day.

Daily rates apply until the total charges in the calendar month equal the monthly rate at which time the Telephone Company shall charge the customer 1/30 of the monthly rate per 24 hour period or fraction thereof until the beginning of the next calendar

(C) \*

(C) \*

\* Issued on not less than 15 day's notice under authority of Special Permission Number 87-274 of the Federal Communications Commission.

SECTION 7. SPECIAL ACCESS SERVICE (Cont.)

7.2 Rate Regulations (Cont.) (M)

7.2.2 Types of Rates and Charges (Cont.)

(B) Daily Rates (Cont.)

month. At the beginning of each subsequent (M)  
month, daily rates again apply as described above. (T)

(C) Nonrecurring Charges (M)

Nonrecurring charges are one-time charges that apply for specific work activity (i.e., installation or change to an existing service). The types of nonrecurring charges that apply for Special Access Service are: installation of service, installation of optional features and functions, and service rearrangements.

(1) Installation of Service

Nonrecurring charges apply to each service installed. The nonrecurring charges for the installation of service are set for each channel type as a nonrecurring charge for the Channel Termination.

(2) Installation of Optional Features and Functions

Nonrecurring charges apply for the installation of some of the optional features and functions available with Special Access Service. The charge applies whether the feature or function is installed coincident with the initial installation of service or at any time subsequent to the installation of the service. (M)

Certain regulations on this page formerly appeared on pages 275.1 and 276 of the EXCHANGE CARRIER ASSOCIATION TARIFF F.C.C. NO. 1.

SECTION 7. SPECIAL ACCESS SERVICE (Cont.)

7.2 Rate Regulations (Cont.)

7.2.2 Types of Rates and Charges (Cont.)

(C) Nonrecurring Charges (Cont.)

(2) Installation of Optional Features and Functions (Cont.)

The optional features for which nonrecurring charges apply are:

- Voice Grade Data Capability
- Voice Grade Telephoto Capability
- Program Audio Gain Conditioning

(3) Service Rearrangements

Service rearrangements are changes to existing (installed) services which may be administrative only in nature, as set forth following, or that involve actual physical change to the service. Changes to pending orders are set forth in 5.2.4 (T) preceding.

Changes in the physical location of the point of termination or customer designated premises are moves as set forth in 7.2.3 following.

Changes in the type of Service or Channel Termination which result in a change of the minimum period requirement will be treated as a discontinuance of the service and an installation of a new service.

Changes in ownership or transfer of responsibility from one customer to

SECTION 7. SPECIAL ACCESS SERVICE (Cont.)

7.2 Rate Regulations (Cont.)

(M)

7.2.2 Types of Rates and Charges (Cont.)

(C) Nonrecurring Charges (Cont.)

(3) Service Rearrangements (Cont.)

another will be treated as a  
discontinuance of the service and an  
installation of a new service.

Administrative changes will be made  
without charge(s) to the customer.  
Administrative changes are as follows:

- Change of customer name when the change  
of name is not the result of a transfer  
or change of ownership or  
responsibility,
- Change of customer or customer's end  
user premises address when the change  
of address is not a result of a  
physical relocation of equipment,
- Change in billing data (name, address,  
or contact name or telephone number),
- Change of agency authorization,
- Change of customer circuit  
identification,
- Change of billing account number,
- Change of customer test line number,
- Change of customer or customer's end  
user contact name or telephone number,  
and
- Change of jurisdiction.

All other service rearrangements will be  
charged for as follows:

(M)

Certain regulations on this page formerly appeared on pages 277 and 278 of  
the EXCHANGE CARRIER ASSOCIATION TARIFF F.C.C. NO. 1.



SECTION 7. SPECIAL ACCESS SERVICE (Cont.)

7.2 Rate Regulations (Cont.)

(M)

7.2.2 Types of Rates and Charges (Cont.)

(C) Nonrecurring Charges (Cont.)

(3) Service Rearrangements (Cont.)

- If the change involves the addition of other customer designated premises to an existing multipoint service, the nonrecurring charge for the channel termination rate element will apply. The charge(s) will apply only for the locations(s) that is being added.
- If the change involves the addition of an optional feature or function which has a separate nonrecurring charge, that nonrecurring charge will apply.
- If the change involves changing the type of signaling on a Voice Grade service, a charge equal to the Voice Grade channel termination rate element nonrecurring charge will apply. The charge will apply per service termination affected.
- For all other changes, including the addition of optional feature or function without a separate nonrecurring charge, a charge equal to a channel termination nonrecurring charge will apply. Only one such charge will apply per service, per change.

(M)

Certain regulations on this page formerly appeared on pages 278 and 279 of the EXCHANGE CARRIER ASSOCIATION TARIFF F.C.C. NO. 1.

SECTION 7. SPECIAL ACCESS SERVICE (Cont.)

7.2 Rate Regulations (Cont.)

(M)

7.2.3 Moves

A move involves a change in the physical location of one of the following:

- The Point of Termination at the customer's premises
- The customer's premises

The charges for the move are dependent on whether the move is to a new location within the same building or to a different building.

(A) Moves Within the Same Building

When the move is to a new location within the same building, the charge for the move will be an amount equal to one half of the nonrecurring (i.e., installation) charge for the service termination affected. There will be no change in the minimum period requirements.

(B) Moves to a Different Building

Moves to a different building will be treated as a discontinuance and start of service and all associated nonrecurring charges will apply. New minimum period requirements will be established for the new services. The customer will also remain responsible for satisfying all outstanding minimum period charges for the discontinued service.

7.2.4 Minimum Periods

The minimum service period for all services except part-time Program Audio services is one month. The minimum service period for part-time Program Audio

(M)

(D)

(D)

Certain regulations on this page formerly appeared on page 279 of the EXCHANGE CARRIER ASSOCIATION TARIFF F.C.C. NO. 1.

SECTION 7. SPECIAL ACCESS SERVICE (Cont.)

7.2 Rate Regulations (Cont.)

7.2.4 Minimum Periods (Cont.)

services is one day (i.e., a continuous 24-hour period, not limited to a calendar day).

7.2.5 Mileage Measurement

The mileage to be used to determine the monthly rate for the Channel Mileage Facility is calculated on the airline distance between the locations involved, i.e., the serving wire centers associated with two customer designated premises, a serving wire center associated with a customer designated premises and a Telephone Company hub, or between the serving wire center associated with a customer designated premises and a WATS Serving Office. The serving wire center associated with a customer designated premises is the serving wire center from which this customer designated premises would normally obtain dial tone.

(D) \*

Mileage charges are shown with each channel type. To determine the rate to be billed, first compute the mileage using the V&H coordinates method, as set forth in the EXCHANGE CARRIER ASSOCIATION TARIFF F.C.C. NO. 4, then multiply the resulting number of miles times the Channel Mileage Facility per mile rate, and add the Channel Mileage Termination rate for each termination. When the calculation results in a fraction of a mile, always round up to the next whole mile before determining the mileage and applying the rates.

(C) \*

When hubs are involved, mileage is computed and rates applied separately for each section of the Channel Mileage, i.e., customer designated premises serving wire center to hub, and/or hub to customer designated premises serving wire center.

(D) \*

\* Issued on not less than 15 day's notice under authority of Special Permission Number 87-274 of the Federal Communications Commission.

SECTION 7. SPECIAL ACCESS SERVICE (Cont.)

7.2 Rate Regulations (Cont.)

(M)

7.2.5 Mileage Measurement (Cont.)

However, when any service is routed through a hub for purposes other than customer specified bridging or multiplexing (e.g., the Telephone Company chooses to so route for test access purposes), rates will be applied only to the distance calculated between the serving wire centers associated with the customer designated premises.

7.2.6 Facility Hubs

A customer has the option of ordering Voice Grade service or High Capacity service (i.e., DS1, DS1C, DS2, DS3 or DS4) to a facility hub for channelizing to individual services requiring lower capacity facilities (e.g., Voice, Program Audio, etc.).

(M)

(D)

Different locations may be designated as hubs for different facility capacities, e.g., multiplexing from digital to digital may occur at one location while multiplexing from digital to analog may occur at a different location. The central office dedicated as the facility hub is Chillicothe, 68 Main Street, Chillicothe, Ohio.

(M)

(M)

(N)

(N)

Some of the types of multiplexing available include the following:

(M)

- from higher to lower bit rate
- from higher to lower bandwidth
- from digital to voice frequency channels

Point to point services may be provided on channels of these services to a hub. The transmission performance for the point to point service provided between customer designated premises will be that of the lower capacity or bit rate. For example, when a

(M)

Certain regulations on this page formerly appeared on pages 280 and 281 of the EXCHANGE CARRIER ASSOCIATION TARIFF F.C.C. NO. 1.

SECTION 7. SPECIAL ACCESS SERVICE (Cont.)

7.2 Rate Regulations (Cont.)

(M)

7.2.6 Facility Hubs (Cont.)

1.544 Mbps channel is multiplexed to voice frequency channels, the transmission performance of the channelized services will be Voice Grade, not High Capacity.

The Telephone Company will commence billing the monthly rate for the service to the hub on the date specified by the customer on the Access Order. Individual channels utilizing these services may be installed coincident with the installation of the service to the hub or may be ordered and/or installed at a later date, at the option of the customer. The customer will be billed for a Voice Grade or a High Capacity Channel Termination, Channel Mileage (when applicable), and the multiplexer at the time the service is installed. Individual service rates (by service type) will apply for a Channel Termination and additional Channel Mileage (as required) for each channelized service. These will be billed to the customer as each individual service is installed.

Cascading multiplexing occurs when a High Capacity service is de-multiplexed to provide channels with a lesser capacity and one of the lesser capacity channels is further de-multiplexed. For example, a 6.312 Mbps High Capacity service is de-multiplexed to four DS1 channels and then one of the DS1 channels is further de-multiplexed to 24 individual Voice Grade channels.

(M)

When cascading multiplexing is performed in the same hub, a charge for the additional multiplexing unit also applies.

(T)

(T)

(D)

Certain regulations on this page formerly appeared on page 282 of the EXCHANGE CARRIER ASSOCIATION TARIFF F.C.C. NO. 1.

ISSUED: October 3, 1986

EFFECTIVE: January 1, 1987

Pete Holland - Chief Financial Officer

The Chillicothe Telephone Company

P.O. Box 480

Chillicothe, Ohio 45601-0480

SECTION 7. SPECIAL ACCESS SERVICE (Cont.)

7.2 Rate Regulations (Cont.)

7.2.6 Facility Hubs (Cont.)

The Telephone Company will designate the hub for (C) \*  
Program Audio Services. Full-time or part-time  
service may be provided between customer designated  
premises or between a customer designated premises and  
the hub and billed accordingly at the monthly (C) \*  
rates set forth in 7.6 following for a Channel  
Termination, Channel Mileage and Optional Features  
and Functions, as applicable. When the service is  
ordered to the hub, the customer may order a full-time (C) \*  
or part-time Program Audio service as needed  
between that hub and additional customer designated  
premises. The rate elements required to provide the  
part-time service (i.e., Channel Termination,  
Channel Mileage and Optional Features and Functions,  
as applicable) will be billed at daily rates for the  
duration of the service requested.

7.2.7 Shared Use Analog and Digital High Capacity  
Services

Shared use occurs when Special Access Service and  
Switched Access Service are provided over the same  
High Capacity facilities through a common  
interface. The facility will be ordered, provided  
and rated as Special Access Service (i.e., Channel  
Termination, Channel Mileage, as appropriate, and  
multiplexer). The nonrecurring charge that applies  
when the shared use facility is installed will be  
the nonrecurring charge associated with the  
appropriate Special Access High Capacity Channel  
Termination. Individual service (i.e., Switched or  
Special Access) nonrecurring charges will not apply  
to the individual channels of the shared use  
facility. Rating as Special Access will continue  
until such time as the customer chooses to use a

\* Issued on not less than 15 day's notice under authority of Special  
Permission Number 87-274 of the Federal  
Communications Commission.

ISSUED: April 21, 1987

EFFECTIVE: May 6, 1987

Pete Holland - Chief Financial Officer

The Chillicothe Telephone Company

P.O. Box 480

Chillicothe, Ohio 45601-0480

SECTION 7. SPECIAL ACCESS SERVICE (Cont.)

7.2 Rate Regulations (Cont.)

7.2.7 Shared Use Analog and Digital High Capacity Services (Cont.)

portion of the available capacity for providing Switched Access Service. As each individual channel is activated for Switched Access Service, the High Capacity Special Access Channel Termination and Channel Mileage rates will be reduced accordingly (e.g., 1/24th for a DS1 service, etc.). The customer must place an order for each individual Switched or Special Access Service utilizing the Shared Use Facilities and specify the channel assignment for each such service.

Switched Access Service rates and charges, as set forth in 6.8 preceding, will apply for each channel of the shared use facility that is used to provide a Switched Access Service. Where Special Access Service is provided utilizing a channel of the shared use facility to the hub, individual service rates and charges will apply from the hub to the customer designated premises. The rates and charges that will apply to the portion from the hub to the customer designated premises will be dependent on the specific type of Special Access Service that is provided (e.g., Voice Grade). The applicable rates and charges will include a Channel Termination and Channel Mileage, if applicable. Rates and charges for optional features and functions associated with the service, if any, will apply for the appropriate channel type.

(D) \*

\* Issued on not less than 15 day's notice under authority of Special Permission Number 87-274 of the Federal Communications Commission.

THE CHILLICOTHE TELEPHONE COMPANY  
ACCESS SERVICE

TARIFF F.C.C. NO. 1  
SECOND REVISED PAGE 306.1  
CANCELS FIRST REVISED PAGE 306.1

SECTION 7. SPECIAL ACCESS SERVICE (Cont.)

7.2 Rate Regulations (Cont.)

7.2.8 Reserved for Future Use

(T)

(D)

(D)



THE CHILLICOTHE TELEPHONE COMPANY  
ACCESS SERVICE

TARIFF F.C.C. NO. 1  
SECOND REVISED PAGE 306.2  
CANCELS FIRST REVISED PAGE 306.2

SECTION 7. SPECIAL ACCESS SERVICE (Cont.)

7.2 Rate Regulations (Cont.)

7.2.8 Reserved for Future Use

(T)

(D)

(D)

THE CHILLICOTHE TELEPHONE COMPANY  
ACCESS SERVICE

TARIFF F.C.C. NO. 1  
FIRST REVISED PAGE 306.3  
CANCELS ORIGINAL PAGE 306.3

SECTION 7. SPECIAL ACCESS SERVICE (Cont.)

7.2 Rate Regulations (Cont.)

7.2.8 Reserved for Future Use

(T)

(D)

(D)

THE CHILLICOTHE TELEPHONE COMPANY  
ACCESS SERVICE

TARIFF F.C.C. NO. 1  
FIRST REVISED PAGE 306.4  
CANCEL ORIGINAL PAGE 306.4

SECTION 7. SPECIAL ACCESS SERVICE (Cont.)

7.2 Rate Regulations (Cont.)

7.2.8 Reserved for Future Use

(T)

(D)

(D)

THE CHILLICOTHE TELEPHONE COMPANY  
ACCESS SERVICE

TARIFF F.C.C. NO. 1  
FIRST REVISED PAGE 306.5  
CANCELS ORIGINAL PAGE 306.5

SECTION 7. SPECIAL ACCESS SERVICE (Cont.)

7.2 Rate Regulations (Cont.)

7.2.8 Reserved for Future Use

(T)

(D)

(D)

---

ISSUED: October 26, 2012                      EFFECTIVE: November 10, 2012  
Pete Holland - Chief Financial Officer  
The Chillicothe Telephone Company  
P.O. Box 480  
Chillicothe, Ohio 45601-0480

THE CHILLICOTHE TELEPHONE COMPANY  
ACCESS SERVICE

TARIFF F.C.C. NO. 1  
FIRST REVISED PAGE 306.6  
CANCELS ORIGINAL PAGE 306.6

SECTION 7. SPECIAL ACCESS SERVICE (Cont.)

7.2 Rate Regulations (Cont.)

7.2.8 Reserved for Future Use

(T)

(D)

(D)

---

ISSUED: October 26, 2012                      EFFECTIVE: November 10, 2012  
Pete Holland - Chief Financial Officer  
The Chillicothe Telephone Company  
P.O. Box 480  
Chillicothe, Ohio 45601-0480

SECTION 7. SPECIAL ACCESS SERVICE (Cont.)

7.3 Surcharge for Special Access Service (M)

7.3.1 General

Special access services provided under this tariff (M)  
may be subject to the monthly Special Access (T)  
Surcharge. (M)

7.3.2 Application

(A) The Special Access Surcharge will apply to each interstate Special Access Service that terminates on an end user's PBX or other device where, through a function of the device, the Special Access Service interconnects to the local exchange network. Interconnection functions include but are not limited to wiring and software functions, bridging, switching or patching of calls or stations. The Surcharge will apply irrespective of whether the interconnection function is performed in equipment located at the customer's premises or in a Centrex Co-type switch.

(B) Special Access Service will be exempted from the Surcharge by the Telephone Company upon receipt of the customer's written certification for the following Special Access Service terminations:

- (1) an open-end termination in a Telephone Company switch of an FX line, including CCSA and CCSA-equivalent ONALs; or
- (2) an analog channel termination that is used for radio or television program transmission; or

- (3) a termination used for TELEX service; or (M)

Certain regulations on this page formerly appeared on page 283.1 of the EXCHANGE CARRIER ASSOCIATION TARIFF F.C.C. NO. 1.

SECTION 7. SPECIAL ACCESS SERVICE (Cont.)

7.3 Surcharge for Special Access Service

(M)

7.3.2 Application (Cont.)

- (4) a termination that by the nature of its operating characteristics could not make use of Telephone Company common lines such as, terminations which are restricted through hardware or software; or
- (5) a termination that interconnects either directly or indirectly to the local exchange network where the usage is subject to Carrier Common Line charges such as, where the Special Access Service accesses only FGA and no local exchange lines, or Special Access Service between customer points of termination, or Special Access Service connecting CCSA or CCSA-type equipment (inter-machine trunks); or
- (6) a termination that the customer certifies to the Telephone Company is not connected to a PBX or other device which interconnects the Special Access Service to a local exchange subscriber line.
- (7) a termination of Voice Grade Special Access used in the provision of WATS Service that the customer certifies to the Telephone Company as in place on or before March 13, 1986, and the customer resells the WATS service.

Pursuant to CC Docket No. 86-1 Report and Order, adopted by the Federal Communications Commission on March 13,

(M)

Certain regulations on this page formerly appeared on page 283.2 of the EXCHANGE CARRIER ASSOCIATION TARIFF F.C.C. NO. 1.

SECTION 7. SPECIAL ACCESS SERVICE (Cont.)

7.3 Surcharge for Special Access Service (Cont.) (M)

7.3.2 Application (Cont.)

1986, and released March 21, 1986, this exemption shall apply for a seven month period commencing June 1, 1986, and ending December 31, 1986.

7.3.3 Exemption of Special Access Service

(A) Special Access Services which are terminated as set forth in 7.3.2(B) preceding will be exempted from the Special Access Surcharge if the customer provides the Telephone Company with written exemption certification. The certification may be provided to the Telephone Company (1) at the time the Special Access Service is ordered or installed; (2) at such time as the service is reterminated to a device which does not interconnect to the service to local exchange facilities, or (3) at such time as the service become associated with a Switched Access Service that is subject to Carrier Common Line Charges.

(B) The exemption certification is to be provided by the customer ordering the service. The certification must be signed by the customer or authorized representative and include the category of exemption, as set forth in 7.3.2(B) preceding, for each termination, and the date which the exemption is effective.

(C) The customer shall also notify the Telephone Company when an exempted Special Access Service is changed or re-terminated such that the exemption is no longer applicable. (M)

Certain regulations on this page formerly appeared on page 284 of the EXCHANGE CARRIER ASSOCIATION TARIFF F.C.C. NO. 1.



SECTION 7. SPECIAL ACCESS SERVICE (Cont.)

7.3 Surcharge for Special Access Service (Cont.) (M)

7.3.3 Exemption of Special Access Service (Cont.)

- (D) The Telephone Company will work cooperatively with the customer to resolve any questions regarding the exemption certification. (M)  
However, the Telephone Company reserves the right to request additional information from the customer, when necessary, to assure qualifications for exemption of the Surcharge are met. In addition, the Telephone Company may withhold exemption of the service until the questions are resolved. (N)

7.3.4 Rate Regulations

- (A) The Surcharge will apply as set forth in 7.3.2(A) preceding, except that a surcharge will be assessed on a per voice grade equivalent basis for Special Access Services derived from High Capacity Special Access Service as shown in the following example:

| <u>Special<br/>Access<br/>Service</u> | <u>Voice Grade<br/>Equivalent</u> |   | <u>Surcharge</u> | <u>Monthly<br/>Charge</u> |
|---------------------------------------|-----------------------------------|---|------------------|---------------------------|
| DS1                                   | 24                                | x | \$25             | = \$600.00                |

In the case of multipoint Special Access Services, one Special Access Surcharge will apply for each termination of a Special Access Channel at an end user's premises.

- (B) The Telephone Company will bill the appropriate Special Access Surcharge to the ordering customer for each interstate Special Access (M)

Certain regulations on this page formerly appeared on pages 284 and 285 of the EXCHANGE CARRIER ASSOCIATION TARIFF F.C.C. NO. 1.

SECTION 7. SPECIAL ACCESS SERVICE (Cont.)

7.3 Surcharge for Special Access Service

(M)

7.3.4 Rate Regulations (Cont.)

Service installed unless exemption certification is provided as set forth in 7.3.3 preceding.

- (C) If a written certification is not received at the time the Special Access Service is obtained, the Surcharge will be applied. Exempt status will become effective on the certification date indicated by the customer, subject to the regulations set forth in (D) following.

(D) Crediting the Surcharge

The Telephone Company will cease billing the Special Access Surcharge when certification, as set forth in 7.3.3 preceding, is received. If the status of the Special Access Service was changed prior to receipt of the exemption certification, the Telephone Company will credit the customer's account, not to exceed ninety (90) days, based on the effective date of the change as specified by the customer in the letter of certification.

(E) Surcharge Payment Deferral Provision

The Telephone Company will bill the surcharge on Special Access facilities in service as of June 1, 1986, used in the provision of WATS or WATS-type service through a Telephone Company designated WATS Serving Office (WSO). Payment of such surcharge may be deferred, without penalty, for up to ninety (90) days from the

(M)

Certain regulations on this page formerly appeared on page 285 of the EXCHANGE CARRIER ASSOCIATION TARIFF F.C.C. NO. 1.

SECTION 7. SPECIAL ACCESS SERVICE (Cont.)

7.3 Surcharge for Special Access Service

7.3.4 Rate Regulations (Cont.)

date of the first bill rendered for the Special Access Surcharge.

If appropriate exemption certification is not received by the Telephone Company by the end of the ninety (90) days deferral period, the billed Special Access Surcharge will become due. These charges, if unpaid, will be subject to a late payment charge as set forth in Section 2.4.1(B) (2) preceding.

(D)  
(M) \*  
|  
(M) \*

7.4 Reserved For Future Use

\* Certain regulations and charges previously found on this page can now be found on page 366.

---

ISSUED: May 17, 2004

EFFECTIVE: June 1, 2004

Pete Holland - Chief Financial Officer

The Chillicothe Telephone Company

P.O. Box 480

Chillicothe, Ohio 45601-0480

SECTION 7. SPECIAL ACCESS SERVICE (Cont.)

7.4 Reserved for Future Use

(C) \*

(D) \*

(D) \*

7.5 Voice Grade Service

7.5.1 Basic Channel Description

A Voice Grade channel is a channel which provides voice frequency transmission capability in the nominal frequency range of 300 to 3000 Hz and may be terminated two-wire or four-wire. Voice Grade channels are provided between customer designated premises, between a customer designated premises and a Telephone Company hub, or between a customer designated premises and a WATS Serving Office (WSO).

7.5.2 Technical Specifications Packages

| <u>Parameter</u> | <u>Package VG-</u> |          |          |          |          |          |          |          |          |          |           |           |           |          |
|------------------|--------------------|----------|----------|----------|----------|----------|----------|----------|----------|----------|-----------|-----------|-----------|----------|
|                  | <u>C*</u>          | <u>1</u> | <u>2</u> | <u>3</u> | <u>4</u> | <u>5</u> | <u>6</u> | <u>7</u> | <u>8</u> | <u>9</u> | <u>10</u> | <u>11</u> | <u>12</u> | <u>W</u> |
| Attenuation      |                    |          |          |          |          |          |          |          |          |          |           |           |           |          |
| Distortion       | X                  | X        | X        | X        | X        | X        | X        | X        | X        | X        | X         | X         | X         | X        |
| C-Message Noise  | X                  | X        | X        | X        | X        | X        | X        | X        | X        | X        | X         | X         | X         | X        |

\* Issued under authority of Special Permission  
Number 89-149 of the Federal Communications Commission.

SECTION 7. SPECIAL ACCESS SERVICE (Cont.)

7.5 Voice Grade Service (Cont.)

(M)

7.5.2 Technical Specifications Packages (Cont.)

| <u>Parameter</u>   | <u>Package VG-</u> |          |          |          |          |          |          |          |          |          |           |           |           |          |
|--------------------|--------------------|----------|----------|----------|----------|----------|----------|----------|----------|----------|-----------|-----------|-----------|----------|
|                    | <u>C*</u>          | <u>1</u> | <u>2</u> | <u>3</u> | <u>4</u> | <u>5</u> | <u>6</u> | <u>7</u> | <u>8</u> | <u>9</u> | <u>10</u> | <u>11</u> | <u>12</u> | <u>W</u> |
| Echo Control       | X                  | X        | X        | X        |          | X        |          | X        | X        |          |           | X         | X         | X        |
| Envelope Delay     |                    |          |          |          |          |          |          |          |          |          |           |           |           |          |
| Distortion         | X                  |          |          |          |          |          |          | X        | X        | X        | X         | X         | X         | X        |
| Frequency Shift    | X                  |          |          |          |          |          |          | X        | X        | X        | X         | X         | X         | X        |
| Impulse Noise      | X                  |          |          |          |          |          |          | X        | X        | X        | X         | X         | X         | X        |
| Intermodulation    |                    |          |          |          |          |          |          |          |          |          |           |           |           |          |
| Distortion         | X                  |          |          |          |          |          |          | X        | X        | X        | X         | X         |           | X        |
| Loss Deviation     | X                  | X        | X        | X        | X        | X        | X        | X        | X        | X        | X         | X         | X         | X        |
| Phase Hits, Gain   |                    |          |          |          |          |          |          |          |          |          |           |           |           |          |
| Hits, and Dropouts | X                  |          |          |          |          |          |          |          |          |          |           |           |           |          |
| Phase Jitter       | X                  |          |          |          |          |          |          | X        | X        | X        | X         | X         |           | X        |
| Signal-to-C        |                    |          |          |          |          |          |          |          |          |          |           |           |           |          |
| Message Noise      |                    |          |          |          |          | X        |          |          |          |          |           |           |           |          |
| Signal-to-C        |                    |          |          |          |          |          |          |          |          |          |           |           |           |          |
| Notch Noise        | X                  |          |          |          |          |          |          | X        | X        | X        | X         | X         | X         | X        |

The technical specifications for these parameters (except for dropouts, gain hits, and phase hits) are delineated in Technical Reference PUB 62501 and associated Addendum. The technical specifications for dropouts, phase hits, and gain hits are delineated in Technical Reference UB 41004, Table 4.

7.5.3 Channel Interfaces

The following channel interfaces for Voice Grade service do not require signaling capability: AH, DA, DB, DD, DE, DS, NO, PR AND TF.

(M)

\* The desired parameters are selected by the customer from the list of available parameters.

(M)

(M)

Certain regulations on this page formerly appeared on pages 292 and 293 of the EXCHANGE CARRIER ASSOCIATION TARIFF F.C.C. NO. 1.

SECTION 7. SPECIAL ACCESS SERVICE (Cont.)

7.5 Voice Grade Service (Cont.)

7.5.3 Channel Interfaces (Cont.)

The following channel interfaces for Voice Grade service require signaling capability: AB, AC, CT, DX, DY, EA, EB EC, EX, GO, GS, LA, LB, LC, LO, LR, LS, RV and SF.

Compatible channel interfaces are set forth in  
Section 15.3 of the NATIONAL EXCHANGE CARRIER (T)  
ASSOCIATION TARIFF F.C.C. NO. 5. (T)

7.5.4 Optional Features and Functions

(A) Central Office Bridging Capability

- (1) Voice Bridging (two-wire and four-wire)
- (2) Data Bridging (two-wire and four-wire)
- (3) Telephoto Bridging (two-wire and four-wire)

(B) Conditioning

Conditioning provides more specific transmission characteristics for Voice Grade services. C-Type conditioning controls attenuation distortion and envelope delay distortion.

For two-point services, the parameters apply to each service. For multipoint services, the parameters apply to each mid-link or end link.

SECTION 7. SPECIAL ACCESS SERVICE (Cont.)

7.5 Voice Grade Service (Cont.)

(M)

7.5.4 Optional Features and Functions (Cont.)

(B) Conditioning (Cont.)

C-Type conditioning and Data Capability may be combined on the same service.

C-Type Conditioning is provided for the additional control of attenuation distortion and envelope delay distortion on data services. The attenuation distortion and envelope delay distortion specifications for C-Type Conditioning are:

(1) C-Type Conditioning

| Attenuation Distortion<br>(Frequency Response)<br><u>Relative to 1004 Hz</u> |                                 | Envelope Delay<br>Distortion<br><u>Variation</u> |                                   |
|--|---------------------------------|--|-----------------------------------|
| <u>Frequency</u><br><u>Range (Hz)</u>  | <u>Variation</u><br><u>(dB)</u> | <u>Frequency</u><br><u>Range (Hz)</u>            | <u>(micro-</u><br><u>seconds)</u> |
| 400-2800   | -1.0 to +2.0                    | 1000-2600  | 100                               |
| 300-3000   | -1.0 to +3.0                    | 800-2600   | 200                               |
| 3000-3200  | -2.0 to +6.0                    | 600-2600   | 300                               |
|  |                                 | 500-2800   | 600                               |
|  |                                 | 500-3000   | 3000                              |

(M)

(D)

(D)

(C) Customer Specified Premises Receive Level

(M)

This option allows the customer to specify the receive level at the Point of Termination. The level must be within a specific range on

(M)

Certain regulations on this page formerly appeared on pages 294 and 295 of the EXCHANGE CARRIER ASSOCIATION TARIFF F.C.C. NO. 1.

SECTION 7. SPECIAL ACCESS SERVICE (Cont.)

7.5 Voice Grade Service (Cont.)

(M)

7.5.4 Optional Features and Functions (Cont.)

(C) Customer Specified Premises Receive Level (Cont.)

effective four-wire transmission. The ranges are delineated in Technical Reference PUB 62501.

(D) Improved Return Loss

(1) On Effective Four-Wire Transmission at Four-Wire Point of Termination (applicable to each two-wire port): Provides for a fixed 600 ohm impedance, variable level range and simplex reversal. Telephone Company equipment is required at the customer's premises where this option is ordered. The Improved Return Loss parameters are delineated in Technical Reference PUB 62501.

(2) On Effective Two-Wire Transmission at Two-Wire Point of Termination: Provides for more stringent Echo Control specifications. In order for this option to be applicable, the transmission path must be four-wire at one POT and two-wire at the other POT. Placement of Telephone Company equipment may be required at the customer's premises with the two-wire POT. The Improved Return Loss parameters are delineated in Technical Reference PUB 62501.

(E) Data Capability (D Conditioning)

Data Capability provides transmission characteristics suitable for data

(M)

Certain regulations on this page formerly appeared on pages 295 and 295.1 of the EXCHANGE CARRIER ASSOCIATION TARIFF F.C.C. NO. 1.



SECTION 7. SPECIAL ACCESS SERVICE (Cont.)

7.5 Voice Grade Service (Cont.)

(M)

7.5.4 Optional Features and Functions (Cont.)

(E) Data Capability (D Conditioning) (Cont.)

communications. Specifically, Data Capability provides for the control of Signal to C-Notched Noise Ratio and intermodulation distortion. It is available for two-point services or three-point multi-point services.

The Signal to C-Notched Noise Ratio and intermodulation distortion parameter for Data Capability are:

- Signal to C-Notched Noise Ratio is equal to or greater than 32dB
- Intermodulation distortion:
  - Signal to second order modulation products (R2) is equal to or greater than 38dB.
  - Signal to third order modulation products (R3) is equal to or greater than 42 dB.

When a service equipped with Data Capability is used for voice communications, the quality of the voice transmission may not be satisfactory.

(F) Telephoto Capability

Telephoto Capability provides transmission characteristics suitable for telephotographic communications. Specifically, telephoto Capability is provided for the control of attenuation distortion and envelope delay distortion on telephotographic services. The attenuation distortion and envelope delay distortion parameters for Telephone Capability are: (M)

Certain regulations on this page formerly appeared on page 295.1 of the EXCHANGE CARRIER ASSOCIATION TARIFF F.C.C. NO. 1.

SECTION 7. SPECIAL ACCESS SERVICE (Cont.)

7.5 Voice Grade Service (Cont.) (M)

7.5.4 Optional Features and Functions (Cont.)

(F) Telephoto Capability (Cont.)

| <u>Attenuation Distortion</u><br>(1004Hz Reference) |                       | <u>Envelope Delay Distortion</u> |                        |
|---|-----------------------|----------------------------------|------------------------|
| <u>Frequency Range (Hz)</u>                         | <u>Variation (dB)</u> | <u>Frequency Range (Hz)</u>      | <u>Variation (mcs)</u> |
| 500-3000  | -0.5 to +1.5          | 1000-2600                        | 110                    |
| 300-3200  | -1.0 to +2.5          | 800-2800                         | 180                    |

(G) Signaling Capability

Signaling Capability provides for the ability to transmit signals from one customer premises to another customer premises on the same service.

(M)

(D)

(D)

(H) Four-Wire/Two-Wire Conversions

(M)

When a customer requests that an effective four-wire channel be terminated with a two-wire channel interface at the customer designated premises, a four-wire to two-wire conversion is required. The rate for the conversion is included as part of the basic Channel Termination rate.

(M)

Certain regulations on this page formerly appeared on pages 296 and 297 of the EXCHANGE CARRIER ASSOCIATION TARIFF F.C.C. NO. 1.

SECTION 7. SPECIAL ACCESS SERVICE (Cont.)

7.5 Voice Grade Service (Cont.) (M)

7.5.4 Optional Features and Functions (Cont.)

(I) Improved Two-Wire Voice Transmission

(1) Loss Deviation

The maximum Loss Deviation of the 1004 HZ loss relative to the Expected measured Loss (EML) is -4.0 dB to +4.0 dB.

(2) Attenuation Distortion

The maximum Attenuation Distortion in the 404 to 280 Hz frequency band relative to loss at 1004 Hz is -2.0 dB to +6.0 dB.

(3) C-Message Noise

The maximum C-Message Noise for the transmission path at the route miles listed is less than:

| <u>Route Miles</u> | <u>C-Message Noise</u> |
|--------------------|------------------------|
| less than 50       | 35 dBrnc               |
| 51 to 100          | 37 dBrnc               |
| 101 to 200         | 40 dBrnc               |
| 201 to 400         | 43 dBrnc               |
| 401 to 1000        | 45 dBrnc               |

(4) Return Loss

The Return Loss, expressed as Echo Return Loss (ERL) and Singing Return Loss (SRL), is equal to or greater than: (M)

Certain regulations on this page formerly appeared on pages 297 and 297.1 of the EXCHANGE CARRIER ASSOCIATION TARIFF F.C.C. NO. 1.

SECTION 7. SPECIAL ACCESS SERVICE (Cont.)

7.5 Voice Grade Service (Cont.)

(M)

7.5.4 Optional Features and Functions (Cont.)

(I) Improved Two-Wire Voice Transmission

(4) Return Loss (Cont.)

|     |         |
|-----|---------|
| ERL | 13.0 dB |
| SRL | 6.0 dB  |

The rate for the provision of Improved Two-Wired Voice Transmission is included as part of the basic Channel Termination rate.

The following table shows the technical specifications packages with which the optional features and functions are available.

|  | Available with Technical<br>Specifications Package VG- |   |   |   |   |   |   |   |   |   |    |    |    |   |  |
|--|--|---|---|---|---|---|---|---|---|---|----|----|----|---|--|
|  | C  | 1 | 2 | 3 | 4 | 5 | 6 | 7 | 8 | 9 | 10 | 11 | 12 | W |  |
| C-Type Condi-<br>tioning   | X  |   |   |   |   | X | X | X | X | X | X  |    |    |   |  |
| Central Office<br>Bridging Capa-<br>bility                       | X  |   | X |   |   | X | X |   |   |   | X  | X  | X  |   |  |
| Central Office<br>Multiplexing                                   | X  |   |   |   |   |   | X |   |   |   |    |    |    |   |  |
| Customer Specified<br>Premises Receive<br>Level                  | X  |   | X | X |   |   |   | X | X | X |    |    |    |   |  |
| Data Capability  | X  |   |   |   |   |   | X | X |   |   | X  |    |    |   |  |
| Improved Return Loss<br>For Effective Four-<br>Wire Transmission | X  | X | X | X | X | X | X | X | X | X | X  | X  | X  | X |  |
| For Effective Two-<br>Wire Transmission                          | X  |   | X | X |   |   |   | X |   |   |    |    |    |   |  |

(M)

Certain regulations on this page formerly appeared on pages 297.1 and 298 of the EXCHANGE CARRIER ASSOCIATION F.C.C. TARIFF NO. 1.

THE CHILLICOTHE TELEPHONE COMPANY  
ACCESS SERVICE

TARIFF F.C.C. NO. 1  
THIRTY-THIRD REVISED PAGE 322  
CANCELS THIRTY-SECOND REVISED PAGE 322

SECTION 7. SPECIAL ACCESS SERVICE (Cont.)

7.5 Voice Grade Service (Cont.)

7.5.4 Optional Features and Functions (Cont.)

|                      |                    | Available with Technical<br>Specifications Package VG- |   |   |   |   |   |   |   |   |   |    |    |    |   |
|----------------------|--------------------|--|---|---|---|---|---|---|---|---|---|----|----|----|---|
|                      |                    | C  | 1 | 2 | 3 | 4 | 5 | 6 | 7 | 8 | 9 | 10 | 11 | 12 | W |
| Improved Two-Wire    | Voice Transmission |  |   |   |   |   |   |   |   |   |   |    |    |    | X |
| Signaling Capability |                    | X  | X | X | X |   |   |   | X | X | X |    |    |    |   |
| Telephoto Capability |                    | X  |   |   |   |   |   |   |   |   |   |    |    | X  |   |

7.5.5

(D)  
(M) \*  
|  
(M) \*

\* Certain regulations and charges previously found on this page can now  
be found on page 367.

ISSUED: May 17, 2004

EFFECTIVE: June 1, 2004

Pete Holland - Chief Financial Officer

The Chillicothe Telephone Company

P.O. Box 480

Chillicothe, Ohio 45601-0480

THE CHILLICOTHE TELEPHONE COMPANY  
ACCESS SERVICE

TARIFF F.C.C. NO. 1  
THIRTIETH REVISED PAGE 323  
CANCELS TWENTY-NINTH REVISED PAGE 323

SECTION 7. SPECIAL ACCESS SERVICE (Cont.)

7.5 Voice Grade Service (Cont.)

7.5.5

(D)

(M) \*

(M) \*

\* Certain regulations and charges previously found on this page can now  
be found on page 367.

---

ISSUED: May 17, 2004

EFFECTIVE: June 1, 2004

Pete Holland - Chief Financial Officer

The Chillicothe Telephone Company

P.O. Box 480

Chillicothe, Ohio 45601-0480

THE CHILLICOTHE TELEPHONE COMPANY  
ACCESS SERVICE

TARIFF F.C.C. NO. 1  
FIRST REVISED PAGE 324  
REPLACES ORIGINAL PAGE 324

SECTION 7. SPECIAL ACCESS SERVICE (Cont.)

7.5 Voice Grade Service (Cont.)

7.5.5

(D)  
(M) \*

(M) \*

\* Certain regulations and charges previously found on this page can now  
be found on page 368.

ISSUED: May 17, 2004

EFFECTIVE: June 1, 2004

Pete Holland - Chief Financial Officer

The Chillicothe Telephone Company

P.O. Box 480

Chillicothe, Ohio 45601-0480

THE CHILLICOTHE TELEPHONE COMPANY  
ACCESS SERVICE

TARIFF F.C.C. NO. 1  
FIRST REVISED PAGE 325  
REPLACES ORIGINAL PAGE 325

SECTION 7. SPECIAL ACCESS SERVICE (Cont.)

7.5 Program Audio Service (Cont.)

7.5.5

(D)

(M) \*

(M) \*

7.6 Program Audio Service

7.6.1 Basic Channel Description

A Program Audio channel is a channel with bandwidth measured in Hz for the transmission of a complex signal voltage. The actual bandwidth is a function of the channel interface selected by the customer. Only one-way transmission is provided. Program Audio channels are provided between customer designated premises or between a customer designated premises and a Telephone Company hub.

\* Certain regulations and charges previously found on this page can now be found on page 368.

ISSUED: May 17, 2004

EFFECTIVE: June 1, 2004

Pete Holland - Chief Financial Officer

The Chillicothe Telephone Company

P.O. Box 480

Chillicothe, Ohio 45601-0480



SECTION 7. SPECIAL ACCESS SERVICE (Cont.)

7.6 Program Audio Service (Cont.)

(M)

7.6.2 Technical Specifications Packages

| <u>Parameter</u>          | <u>Package AP-</u> |          |          |          |          |
|---------------------------|--------------------|----------|----------|----------|----------|
|                           | <u>C*</u>          | <u>1</u> | <u>2</u> | <u>3</u> | <u>4</u> |
| Actual Measured Loss      | X                  | X        | X        | X        | X        |
| Amplitude Tracking        | X                  |          |          |          |          |
| Crosstalk                 | X                  | X        | X        | X        | X        |
| Distortion Tracking       | X                  |          |          |          |          |
| Gain/Frequency Distortion | X                  | X        | X        | X        | X        |
| Group Delay               | X                  |          |          |          |          |
| Noise                     | X                  | X        | X        | X        | X        |
| Phase Tracing             | X                  |          |          |          |          |
| Short-Term Gain Stability | X                  |          |          |          |          |
| Short-Term Loss           | X                  |          |          |          |          |
| Total Distortion          | X                  | X        | X        | X        | X        |

The technical specifications are delineated in Technical Reference PUB 62503 and associated Addendum.

7.6.3 Channel Interfaces

The following channel interfaces (CIs) define the bandwidths that are available from a Program Audio channel:

| <u>CI</u> | <u>Bandwidth</u>                      |     |
|-----------|---------------------------------------|-----|
| PG-1      | Nominal frequency from 50 to 15000 Hz |     |
| PG-3      | Nominal frequency from 200 to 3500 Hz |     |
| PG-5      | Nominal frequency from 100 to 5000 Hz |     |
| PG-8      | Nominal frequency from 50 to 8000 Hz  | (M) |

\* The desired parameters are selected by the customer from the list of available parameters. (M)  
(M)

Certain regulations on this page formerly appeared on pages 310 and 310.1 of the EXCHANGE CARRIER ASSOCIATION TARIFF F.C.C. NO. 1.

THE CHILLICOTHE TELEPHONE COMPANY  
ACCESS SERVICE

TARIFF F.C.C. NO. 1  
SEVENTEENTH REVISED PAGE 327  
CANCELS SIXTEENTH REVISED PAGE 327

SECTION 7. SPECIAL ACCESS SERVICE (Cont.)

7.6 Program Audio Service (Cont.)

7.6.3 Channel Interfaces (Cont.)

Compatible channel interfaces are set forth in  
Section 15.3 of the EXCHANGE CARRIER ASSOCIATION'S  
TARIFF F.C.C. NO. 1.

7.6.4

(D)

(M) \*

(M) \*

\* Certain regulations and charges previously found on this page can now  
be found on page 369.

---

ISSUED: May 17, 2004

EFFECTIVE: June 1, 2004

Pete Holland - Chief Financial Officer  
The Chillicothe Telephone Company  
P.O. Box 480  
Chillicothe, Ohio 45601-0480

THE CHILLICOTHE TELEPHONE COMPANY  
ACCESS SERVICE

TARIFF F.C.C. NO. 1  
FIFTEENTH REVISED PAGE 328  
CANCELS FOURTEENTH REVISED PAGE 328

SECTION 7. SPECIAL ACCESS SERVICE (Cont.)

7.6 Program Audio Service (Cont.)

7.6.4

(D)

(M) \*

(M) \*

\* Certain regulations and charges previously found on this page can now be found on page 369.

---

ISSUED: May 17, 2004

EFFECTIVE: June 1, 2004

Pete Holland - Chief Financial Officer  
The Chillicothe Telephone Company  
P.O. Box 480  
Chillicothe, Ohio 45601-0480

SECTION 7. SPECIAL ACCESS SERVICE (Cont.)

7.7 Digital Data Service

(M)

7.7.1 Basic Channel Description

A Digital Data channel is a channel for duplex four-wire transmission of synchronous serial data at the rate of 2.4, 4.8, 9.6, or 56kbps. The actual bit rate is a function of the channel interface selected by the customer. The channel provides a synchronous service with timing provided by the Telephone Company through the Telephone Company's facilities to the customer in the received bit stream. Digital Data channels are only available via Telephone Company designated hubs and are provided between customer designated premises or between a customer designated premises and a Telephone Company hub.

The customer may provide the Channel Service Unit-type equipment or other Network Channel Terminating Equipment associated with the Digital Data channel at the customer premises. The interim program for interconnection of such equipment is set forth in Technical Reference PUB AS No. 1.

7.7.2 Technical Specifications Packages

| <u>Parameter</u>   | <u>Package D-</u> |          |          |          |
|--------------------|-------------------|----------|----------|----------|
|                    | <u>1</u>          | <u>2</u> | <u>3</u> | <u>4</u> |
| Error-Free Seconds | X                 | X        | X        | X        |

The Telephone Company will provide a channel capable of meeting a monthly average performance equal to or greater than 99.875 percent error-free seconds (if provided through a Digital Data hub) while the channel is in service, if it is measured through a CSU equivalent

(M)

Certain regulations on this page formerly appeared on page 322 of the EXCHANGE CARRIER ASSOCIATION TARIFF F.C.C. NO. 1.

SECTION 7. SPECIAL ACCESS SERVICE (Cont.)

7.7 Digital Data Service (Cont.)

7.7.2 Technical Specifications Packages (Cont.)

which is designed, manufactured, and maintained to conform with the specifications contained in Technical Reference PUB 62310.

Voltages which are compatible with Digital Data Service are delineated in Technical Reference PUB 62507.

7.7.3 Channel Interfaces

The following channel interfaces (CIs) define the bit rates that are available for a Digital Data channel:

| <u>CI</u> | <u>Bit Rate</u> |
|-----------|-----------------|
| DU-24     | 2.4 kbps        |
| DU-48     | 4.8 kbps        |
| DU-96     | 9.6 kbps        |
| DU-56     | 56.0 kbps       |

Compatible channel interfaces are set forth in  
Section 15.3 of the NATIONAL EXCHANGE CARRIER (T)  
ASSOCIATION TARIFF F.C.C. NO. 5. (T)

7.7.4 Optional Features and Functions

(A) Central Office Bridging Capability

The following table shows the technical specifications packages with which the optional features and functions are available.

THE CHILLICOTHE TELEPHONE COMPANY  
ACCESS SERVICE

TARIFF F.C.C. NO. 1  
THIRTY-THIRD REVISED PAGE 331  
CANCELS THIRTY-SECOND REVISED PAGE 331

SECTION 7. SPECIAL ACCESS SERVICE (Cont.)

7.7 Digital Data Service (Cont.)

7.7.4 Optional Features and Functions (Cont.)

|                                       | Available with Technical<br><u>Specifications Package D-</u> |          |          |          |
|---------------------------------------|--|----------|----------|----------|
|                                       | <u>1</u>   | <u>2</u> | <u>3</u> | <u>4</u> |
| Central Office Bridging<br>Capability | X  | X        | X        | X        |

7.7.5

(D)

(M) \*

(M) \*

\* Certain regulations and charges previously found on this page can now  
be found on page 370.

---

ISSUED: May 17, 2004

EFFECTIVE: June 1, 2004

Pete Holland - Chief Financial Officer  
The Chillicothe Telephone Company  
P.O. Box 480  
Chillicothe, Ohio 45601-0480

THE CHILLICOTHE TELEPHONE COMPANY  
ACCESS SERVICE

TARIFF F.C.C. NO. 1  
THIRTIETH REVISED PAGE 332  
CANCELS TWENTY-NINTH REVISED PAGE 332

SECTION 7. SPECIAL ACCESS SERVICE (Cont.)

7.7 Digital Data Service (Cont.)

7.7.5

(D)

(M) \*

(M) \*

\* Certain regulations and charges previously found on this page can now be found on page 370.

---

ISSUED: May 17, 2004

EFFECTIVE: June 1, 2004

Pete Holland - Chief Financial Officer  
The Chillicothe Telephone Company  
P.O. Box 480  
Chillicothe, Ohio 45601-0480

SECTION 7. SPECIAL ACCESS SERVICE (Cont.)

7.8 High Capacity Service

(M)

7.8.1 Basic Channel Description

A High Capacity channel is a channel for the transmission of nominal 64.0 kbps\* or 1.544, 3.152, 6.312, 44.736, or 274.176 Mbps isochronous serial data. The actual bit rate is a function of the channel interface selected by the customer. High Capacity channels are provided between customer designated premises or between a customer designated premises and a Telephone Company hub.

The customer may provide the Network Channel Terminating Equipment associated with the High Capacity channel at the customer's premises. The interim program for interconnection of such equipment is set forth in Technical Reference PUB AS No. 1.

7.8.2 Technical Specifications Packages

| <u>Parameters</u>  | <u>Package HC-</u> |          |           |          |          |          |
|--------------------|--------------------|----------|-----------|----------|----------|----------|
|                    | <u>0</u>           | <u>1</u> | <u>1C</u> | <u>2</u> | <u>3</u> | <u>4</u> |
| Error-Free Seconds |                    | X        |           |          |          |          |

A channel with technical specifications package HC1 will be capable of an error-free second performance of 98.75 percent over a continuous 24 hour period as measured at the 1.544 Mbps rate through a CSU equivalent which is designed, manufactured, and maintained to conform with the specifications contained in Technical Reference PUB 62411.

(M)

- \* Available only as a channel of a 1.544 Mbps facility to a Telephone Company Digital Data hub or as a cross connect of two 2.4, 4.8, 9.6, 56.0 or 64.0 kbps channels of two 1.544 Mbp facilities to a Digital Data hub(s). The customer must provide system and channel assignment data.

(M)

(M)

Certain regulations on this page formerly appeared on page 325.1 of the EXCHANGE CARRIER ASSOCIATION TARIFF F.C.C. NO. 1.



SECTION 7. SPECIAL ACCESS SERVICE (Cont.)

7.8 High Capacity Service (Cont.) (M)

7.8.3 Channel Interfaces

The following channel interfaces (CIs) define the bit rates that are available for a High Capacity channel:

| <u>CI</u> | <u>Bit Rate</u>    |
|-----------|--------------------|
| DS-15*    | 1.544 Mbps (DS1)   |
| DS-27     | 274.176 Mbps (DS4) |
| DS-31     | 3.152 Mbps (DS1C)  |
| DS-44     | 44.736 Mbps (DS3)  |
| DS-63     | 6.312 Mbps (DS2)   |

Compatible channel interfaces are set forth in (M)  
Section 15.3 of the EXCHANGE CARRIER ASSOCIATION'S (T)  
F.C.C. TARIFF NO. 1. (T)

7.8.4 Optional Features and Functions (M)

(D)

(D)

(A) Central Office Multiplexing (M)

(1) DS4 to DS1

An arrangement that converts a 274.176 Mbps channel to 168 DS1 channels using digital time division multiplexing. This (M)  
arrangement may be provided on an (N)  
individual case basis. (N)

\* A 64.0 Kbps channel is available as a channel(s) of a 1.544 (M)  
Mbps channel to a Telephone Company hub. (M)

Certain regulations on this page formerly appeared on pages 325.2 and 326 of the EXCHANGE CARRIER ASSOCIATION TARIFF F.C.C. NO. 1.

SECTION 7. SPECIAL ACCESS SERVICE (Cont.)

7.8 High Capacity Service (Cont.)

7.8.4 Optional Features and Functions (Cont.)

(A) Central Office Multiplexing (Cont.)

(2) DS3 to DS1

An arrangement that converts a 44.736 Mbps channel to 28 DS1 channels using digital time division multiplexing. Refer to (C)  
Section 7.8.5(c) (1) for rates. (C)

(3) DS2 to DS1

An arrangement that converts a 6.312 Mbps channel to four DS1 channels using digital time division multiplexing. This arrangement may be provided on an individual case basis.

(4) DS1C to DS1

An arrangement that converts a 3.152 Mbps channel to two DS1 channels using digital time division multiplexing. This arrangement may be provided on an individual case basis.

(5) DS1 to Voice

An arrangement that converts a 1.544 Mbps channel to 24 channels for use with Voice Grade Services. A channel at this DS1 to the Hub can also be used for a Digital Data Service. This arrangement may be provided on an individual case basis. Refer to Section 7.8.5(c) (1) for rates.

SECTION 7. SPECIAL ACCESS SERVICE (Cont.)

7.8 High Capacity Service (Cont.)

7.8.4 Optional Features and Functions (Cont.)

(A) Central Office Multiplexing (Cont.)

(6) DS1 to DS0

An arrangement that converts a 1.544 Mbps channel to 23 64.0 kbps channels utilizing digital time division multiplexing. This arrangement may be provided on an individual case basis. Refer to Section 7.8.5(c)(1) for rates.

(C) \*  
(C) \*

(7) DS0 to Subrate

An arrangement that converts a 64.0 kbps channel to subspeeds of up to twenty 2.4 kbps, ten 4.8 kbps, or five 9.6 kbps channels using digital time division multiplexing. This arrangement may be provided on an individual case basis. Refer to Section 7.8.5.(c)(1) for rates.

(C) \*

The following table shows the technical specifications packages with which the optional features and functions are available.

|                | Available with<br>Technical Specifications<br>Package HC- |          |           |          |          |          |
|----------------|---|----------|-----------|----------|----------|----------|
|                | <u>0</u>  | <u>1</u> | <u>1C</u> | <u>2</u> | <u>3</u> | <u>4</u> |
| Central Office |   |          |           |          |          |          |
| Multiplexing:  |   |          |           |          |          |          |
| DS4 to DS1     |   |          |           |          |          | X        |
| DS3 to DS1     |   |          |           |          | X        |          |
| DS2 to DS1     |   |          |           | X        |          |          |

\* Issued on not less than 15 day's notice under authority of Special Permission Number 87-274 of the Federal Communications Commission.

ISSUED: April 21, 1987

EFFECTIVE: May 6, 1987

Pete Holland - Chief Financial Officer  
The Chillicothe Telephone Company  
P.O. Box 480  
Chillicothe, Ohio 45601-0480

SECTION 7. SPECIAL ACCESS SERVICE (Cont.)

7.8 High Capacity Service (Cont.)

7.8.4 Optional Features and Functions (Cont.)

(B) DSL Access Service Connection

The DSL Service Connection function provides for the interconnection of a 1.5444 Mbps or 44.736 Mbps High Capacity Service with ADSL Access as described in 8.1, following and Technical Reference ANSI T1.413-1998.

Rates and charges for the DSL Access Service Connection function are as set forth in Section 17.2.5(D)(2), following. This function applies to each 1.5444 Mbps or 44.736 Mbps High Capacity Service terminated at a DSL Access Service Connection Point.

(C) Line Termination Surge Protection

The Line Termination Surge Protection feature provides for the termination of High Capacity Service into a transport system enclosure with a drop side protection. The protection unit prevents unwanted surges which cause damage to the customer's equipment and The Company's equipment. This equipment may be ordered at the customer's request.

Rates and charges for the Line Termination Surge Protection feature is set forth in Section 17.2.5(D)(3), following. This function applies to each High Capacity Service terminated at the Service Termination Point.

(N)

(N)

THE CHILLICOTHE TELEPHONE COMPANY  
ACCESS SERVICE

TARIFF F.C.C. NO. 1  
THIRTY-SECOND REVISED PAGE 337  
CANCELS THIRTY-FIRST REVISED PAGE 337

SECTION 7. SPECIAL ACCESS SERVICE (Cont.)

7.8 High Capacity Service (Cont.)

7.8.5

(D)

(M) \*

(M) \*

\* Certain regulations and charges previously found on this page can now be found on page 371.

---

ISSUED: May 17, 2004

EFFECTIVE: June 1, 2004

Pete Holland - Chief Financial Officer  
The Chillicothe Telephone Company  
P.O. Box 480  
Chillicothe, Ohio 45601-0480

THE CHILLICOTHE TELEPHONE COMPANY  
ACCESS SERVICE

TARIFF F.C.C. NO. 1  
SIXTH REVISED PAGE 338  
CANCELS FIFTH REVISED PAGE 338

SECTION 7. SPECIAL ACCESS SERVICE (Cont.)

7.8 High Capacity Service (Cont.)

7.8.5

(D)

(M) \*

(M) \*

\* Certain regulations and charges previously found on this page can now be found on pages 371 and 372.

---

ISSUED: May 17, 2004

EFFECTIVE: June 1, 2004

Pete Holland - Chief Financial Officer

The Chillicothe Telephone Company

P.O. Box 480

Chillicothe, Ohio 45601-0480

THE CHILLICOTHE TELEPHONE COMPANY  
ACCESS SERVICE

TARIFF F.C.C. NO. 1  
FOURTH REVISED PAGE 339  
CANCELS THIRD REVISED PAGE 339

SECTION 7. SPECIAL ACCESS SERVICE (Cont.)

7.8 High Capacity Service (Cont.)

7.8.6 Individual Case Filings

Certain regulations previously on this page can now be found on Nineteenth Revised page 337.

---

ISSUED: April 25, 2003

EFFECTIVE: May 10, 2003

Pete Holland - Chief Financial Officer

The Chillicothe Telephone Company

P.O. Box 480

Chillicothe, Ohio 45601-0480

THE CHILLICOTHE TELEPHONE COMPANY  
ACCESS SERVICE

TARIFF F.C.C. NO. 1  
SECOND REVISED PAGE 340  
CANCELS FIRST REVISED PAGE 340

SECTION 7. SPECIAL ACCESS SERVICE (Cont.)

Reserved for Future Use

Issued under authority of Special Permission No. 06-0113 to withdraw the tariff materials filed under Transmittal No. 86 and reinstate the tariff materials that were currently effective.

---

ISSUED: March 23, 2006                      EFFECTIVE: March 23, 2006  
Pete Holland - Chief Financial Officer  
The Chillicothe Telephone Company  
P.O. Box 480  
Chillicothe, Ohio 45601-0480



THE CHILLICOTHE TELEPHONE COMPANY  
ACCESS SERVICE

TARIFF F.C.C. NO. 1  
SECOND REVISED PAGE 341  
CANCELS FIRST REVISED PAGE 341

SECTION 7. SPECIAL ACCESS SERVICE (Cont.)

Reserved for Future Use

Issued under authority of Special Permission No. 06-0113 to withdraw the tariff materials filed under Transmittal No. 86 and reinstate the tariff materials that were currently effective.

---

ISSUED: March 23, 2006                      EFFECTIVE: March 23, 2006  
Pete Holland - Chief Financial Officer  
The Chillicothe Telephone Company  
P.O. Box 480  
Chillicothe, Ohio 45601-0480

THE CHILLICOTHE TELEPHONE COMPANY  
ACCESS SERVICE

TARIFF F.C.C. NO. 1  
SECOND REVISED PAGE 342  
CANCELS FIRST REVISED PAGE 342

SECTION 7. SPECIAL ACCESS SERVICE (Cont.)

Reserved for Future Use

Issued under authority of Special Permission No. 06-0113 to withdraw the tariff materials filed under Transmittal No. 86 and reinstate the tariff materials that were currently effective.

---

ISSUED: March 23, 2006                      EFFECTIVE: March 23, 2006  
Pete Holland - Chief Financial Officer  
The Chillicothe Telephone Company  
P.O. Box 480  
Chillicothe, Ohio 45601-0480

THE CHILLICOTHE TELEPHONE COMPANY  
ACCESS SERVICE

TARIFF F.C.C. NO. 1  
ORIGINAL PAGE 343

SECTION 7. SPECIAL ACCESS SERVICE (Cont.)

Reserved for Future Use

---

ISSUED: October 3, 1986                      EFFECTIVE: January 1, 1987  
Pete Holland - Chief Financial Officer  
The Chillicothe Telephone Company  
P.O. Box 480  
Chillicothe, Ohio 45601-0480

THE CHILLICOTHE TELEPHONE COMPANY  
ACCESS SERVICE

TARIFF F.C.C. NO. 1  
ORIGINAL PAGE 344

SECTION 7. SPECIAL ACCESS SERVICE (Cont.)

Reserved for Future Use

---

ISSUED: October 3, 1986                      EFFECTIVE: January 1, 1987  
Pete Holland - Chief Financial Officer  
The Chillicothe Telephone Company  
P.O. Box 480  
Chillicothe, Ohio 45601-0480

THE CHILLICOTHE TELEPHONE COMPANY  
ACCESS SERVICE

TARIFF F.C.C. NO. 1  
ORIGINAL PAGE 345

SECTION 7. SPECIAL ACCESS SERVICE (Cont.)

Reserved for Future Use

---

ISSUED: October 3, 1986                      EFFECTIVE: January 1, 1987  
Pete Holland - Chief Financial Officer  
The Chillicothe Telephone Company  
P.O. Box 480  
Chillicothe, Ohio 45601-0480

THE CHILLICOTHE TELEPHONE COMPANY  
ACCESS SERVICE

TARIFF F.C.C. NO. 1  
ORIGINAL PAGE 346

SECTION 7. SPECIAL ACCESS SERVICE (Cont.)

Reserved for Future Use

---

ISSUED: October 3, 1986                      EFFECTIVE: January 1, 1987  
Pete Holland - Chief Financial Officer  
The Chillicothe Telephone Company  
P.O. Box 480  
Chillicothe, Ohio 45601-0480

THE CHILLICOTHE TELEPHONE COMPANY  
ACCESS SERVICE

TARIFF F.C.C. NO. 1  
ORIGINAL PAGE 347

SECTION 7. SPECIAL ACCESS SERVICE (Cont.)

Reserved for Future Use

---

ISSUED: October 3, 1986                      EFFECTIVE: January 1, 1987  
Pete Holland - Chief Financial Officer  
The Chillicothe Telephone Company  
P.O. Box 480  
Chillicothe, Ohio 45601-0480

THE CHILLICOTHE TELEPHONE COMPANY  
ACCESS SERVICE

TARIFF F.C.C. NO. 1  
ORIGINAL PAGE 348

SECTION 7. SPECIAL ACCESS SERVICE (Cont.)

Reserved for Future Use

---

ISSUED: October 3, 1986                      EFFECTIVE: January 1, 1987  
Pete Holland - Chief Financial Officer  
The Chillicothe Telephone Company  
P.O. Box 480  
Chillicothe, Ohio 45601-0480



THE CHILLICOTHE TELEPHONE COMPANY  
ACCESS SERVICE

TARIFF F.C.C. NO. 1  
ORIGINAL PAGE 349

SECTION 7. SPECIAL ACCESS SERVICE (Cont.)

Reserved for Future Use

---

ISSUED: October 3, 1986                      EFFECTIVE: January 1, 1987  
Pete Holland - Chief Financial Officer  
The Chillicothe Telephone Company  
P.O. Box 480  
Chillicothe, Ohio 45601-0480

THE CHILLICOTHE TELEPHONE COMPANY  
ACCESS SERVICE

TARIFF F.C.C. NO. 1  
ORIGINAL PAGE 350

SECTION 7. SPECIAL ACCESS SERVICE (Cont.)

Reserved for Future Use

---

ISSUED: October 3, 1986                      EFFECTIVE: January 1, 1987  
Pete Holland - Chief Financial Officer  
The Chillicothe Telephone Company  
P.O. Box 480  
Chillicothe, Ohio 45601-0480

THE CHILLICOTHE TELEPHONE COMPANY  
ACCESS SERVICE

TARIFF F.C.C. NO. 1  
SEVENTH REVISED PAGE 351  
CANCELS SIXTH REVISED PAGE 351

SECTION 8. RESERVED FOR FUTURE USE

(T)

(D)

(D)

Issued under authority of Special Permission No. 11-XXXX to withdraw the tariff materials filed under Transmittal No. 99, and to reinstate the tariff materials that are currently effective.

---

ISSUED: February , 2011      EFFECTIVE: February , 2011  
Pete Holland - Chief Financial Officer  
The Chillicothe Telephone Company  
P.O. Box 480  
Chillicothe, Ohio 45601-0480

THE CHILLICOTHE TELEPHONE COMPANY  
ACCESS SERVICE

TARIFF F.C.C. NO. 1  
SEVENTH REVISED PAGE 352  
CANCELS SIXTH REVISED PAGE 352

SECTION 8. RESERVED FOR FUTURE USE (Cont'd)

(T)

Issued under authority of Special Permission No. 11-XXXX to withdraw the tariff materials filed under Transmittal No. 99, and to reinstate the tariff materials that are currently effective.

---

ISSUED: February , 2011      EFFECTIVE: February , 2011  
Pete Holland - Chief Financial Officer  
The Chillicothe Telephone Company  
P.O. Box 480  
Chillicothe, Ohio 45601-0480

THE CHILLICOTHE TELEPHONE COMPANY  
ACCESS SERVICE

TARIFF F.C.C. NO. 1  
SEVENTH REVISED PAGE 353  
CANCELS SIXTH REVISED PAGE 353

SECTION 8. RESERVED FOR FUTURE USE (Cont'd)

(T)

Issued under authority of Special Permission No. 11-XXXX to withdraw the tariff materials filed under Transmittal No. 99, and to reinstate the tariff materials that are currently effective.

---

ISSUED: February , 2011                      EFFECTIVE: February , 2011  
Pete Holland - Chief Financial Officer  
The Chillicothe Telephone Company  
P.O. Box 480  
Chillicothe, Ohio 45601-0480

THE CHILLICOTHE TELEPHONE COMPANY  
ACCESS SERVICE

TARIFF F.C.C. NO. 1  
FIFTH REVISED PAGE 353.1  
CANCELS FOURTH REVISED PAGE 353.1

SECTION 8. RESERVED FOR FUTURE USE (Cont'd)

(T)

Issued under authority of Special Permission No. 11-XXXX to withdraw the tariff materials filed under Transmittal No. 99, and to reinstate the tariff materials that are currently effective.

---

ISSUED: February , 2011      EFFECTIVE: February , 2011  
Pete Holland - Chief Financial Officer  
The Chillicothe Telephone Company  
P.O. Box 480  
Chillicothe, Ohio 45601-0480

THE CHILLICOTHE TELEPHONE COMPANY  
ACCESS SERVICE

TARIFF F.C.C. NO. 1  
FOURTH REVISED PAGE 353.2  
CANCELS THIRD PAGE 353.2

SECTION 8. RESERVED FOR FUTURE USE (Cont'd)

(T)

Issued under authority of Special Permission No. 11-XXXX to withdraw the tariff materials filed under Transmittal No. 99, and to reinstate the tariff materials that are currently effective.

---

ISSUED: February , 2011      EFFECTIVE: February , 2011  
Pete Holland - Chief Financial Officer  
The Chillicothe Telephone Company  
P.O. Box 480  
Chillicothe, Ohio 45601-0480

THE CHILLICOTHE TELEPHONE COMPANY  
ACCESS SERVICE

TARIFF F.C.C. NO. 1  
SIXTH REVISED PAGE 353.3  
CANCELS FIFTH REVISED PAGE 353.3

SECTION 8. RESERVED FOR FUTURE USE (Cont'd)

(T)

Issued under authority of Special Permission No. 11-XXXX to withdraw the tariff materials filed under Transmittal No. 99, and to reinstate the tariff materials that are currently effective.

---

ISSUED: February , 2011                      EFFECTIVE: February , 2011  
Pete Holland - Chief Financial Officer  
The Chillicothe Telephone Company  
P.O. Box 480  
Chillicothe, Ohio 45601-0480



THE CHILLICOTHE TELEPHONE COMPANY  
ACCESS SERVICE

TARIFF F.C.C. NO. 1  
FIRST REVISED PAGE 354  
CANCELS ORIGINAL PAGE 354

SECTION 9. SPECIAL FACILITIES ROUTING OF ACCESS SERVICES

9.1 General Description

Special Facilities Routing is involved when, in order to comply with requirements specified by the customer, the Telephone Company provides Switched Access Service or Special Access Service in a manner which includes one or more of the following conditions: Diversity, Avoidance, Cable-Only Facilities.

9.2 Regulations, Rates, and Charges

Regulations, Rates, and Charges for Special Routing of Access Services, subject to availability, are the same as those set forth in Section 11 of the NATIONAL EXCHANGE CARRIER ASSOCIATION TARIFF F.C.C. NO. 5.

(T)  
(T)

The Chillicothe Telephone Company is concurring with Section 11 of the NATIONAL EXCHANGE CARRIER ASSOCIATION TARIFF F.C.C. NO. 5 per Special Permission Number 86-696.

(T)  
(T)

---

ISSUED: March 11, 1994  
Pete Holland - Chief Financial Officer  
The Chillicothe Telephone Company  
P.O. Box 480  
Chillicothe, Ohio 45601-0480

EFFECTIVE: Apr

SECTION 10. SPECIALIZED SERVICE OR ARRANGEMENTS

10.1 General Description

Specialized Service or Arrangements may be provided by the Telephone Company, at the request of a customer, on an individual case basis if such service or arrangements meet the following criteria:

- The requested service or arrangements are not offered under other sections of this tariff.
- The facilities utilized to provide the requested service or arrangements are of a type normally used by the Telephone Company in furnishing its other services.
- The requested service or arrangements are provided within a LATA.
- The requested service or arrangements are compatible with other Telephone Company services, facilities, and its engineering and maintenance practices.
- This offering is subject to the availability of the necessary Telephone Company personnel and capital resources.

10.2 Regulations, Rates, and Charges

Regulations, Rates, and Charges for specialized service or arrangements, subject to availability, are the same as those set forth in Section 12 of the NATIONAL EXCHANGE CARRIER ASSOCIATION TARIFF F.C.C. NO. 5.

(T)  
(T)

The Chillicothe Telephone Company is concurring with Section 12 of the NATIONAL EXCHANGE CARRIER ASSOCIATION TARIFF F.C.C. NO. 5 per Special Permission Number 86-696.

(T)

SECTION 11. ADDITIONAL ENGINEERING, ADDITIONAL LABOR, AND MISCELLANEOUS SERVICES

11.1 General Description

This section covers the charges for Additional Engineering, Additional Labor, and Miscellaneous Services which may be provided by the Telephone Company within this tariff. Additional Engineering covers a situation where the Telephone Company determines Additional Engineering is necessary to accommodate a customer's request as set forth in Section 5.1.2(c). Additional Labor is that labor requested by the customer on a given service and agreed to by the Telephone Company. Miscellaneous Services cover items such as: Maintenance of Service, Restoration Priority, Presubscription, Standard Jacks, and Testing Services.

11.2 Regulations, Rates, and Charges

Regulations, Rates, and Charges for Additional Engineering, Additional Labor, and Miscellaneous Services, subject to availability, are the same as those set forth in Section 13 of the NATIONAL EXCHANGE CARRIER ASSOCIATION TARIFF F.C.C. NO. 5, with the exception of the Access Recovery Charge. The end user charges for primary residential or single-line business (excluding Lifeline customers) and for each multi-line business is set forth in Section 17.3.2(A). (N)

The Access Recovery Charge allowed may not be assessed to the extent that its assessment would bring the total of the Rate Ceiling Component Charges above the Residential Rate Ceiling of \$30. This limitation does not apply to single-line business customers.

The Access Recovery Charge may not be assessed to the extent that its assessment would bring the total of the multi-line business end user common line charge and the Access Recovery Charge above \$12.20 per line. (N)

SECTION 12. EXCEPTIONS TO ACCESS SERVICE OFFERINGS

12.1 General Description

The services offered under the provisions of this tariff are subject to availability as set forth in 2.1.4 preceding. In addition, the following exceptions apply:

(Paragraphs 12.2 through 12.6 following are reserved for future listings as a result of a subsequent survey. In the meantime, in planning an end-to-end service, the customer should contact the Telephone Company in each customer premises city to assure itself that all of the service or service components required for a given customer service are currently available.)

12.2 The following service(s) is (are) not offered in the operating territory of listed Issuing Carriers.

(Reserved for future use.)

12.3 The following offering(s) is (are) limited to existing locations. No inside moves, rearrangements or additions will be permitted.

(Reserve for future use.)

12.4 The following offering(s) is (are) limited to existing locations. Inside moves or rearrangements may be undertaken. However, no additions will be permitted

(Reserve for future use.)

12.5 The following offering(s) is (are) limited to existing locations where additional units may be added for growth. Inside moves or rearrangements may be undertaken.

(Reserved for future use.)

(M)

(M)

Certain regulations on this page formerly appeared on page 658 of the EXCHANGE CARRIER ASSOCIATION TARIFF F.C.C. NO. 1.

---

ISSUED: October 3, 1986  
Pete Holland - Chief Financial Officer  
The Chillicothe Telephone Company  
P.O. Box 480  
Chillicothe, Ohio 45601-0480

EFFECTIVE: Janua

THE CHILLICOTHE TELEPHONE COMPANY  
ACCESS SERVICE

TARIFF F.C.C. NO. 1  
ORIGINAL PAGE 358

12.6 The following offering(s) is (are) limited to existing locations where additional units may be added for growth. However inside moves or rearrangements will not be permitted.

(Reserved for future use.)

(M)

(M)

Certain regulations on this page formerly appeared on page 658 of the EXCHANGE CARRIER ASSOCIATION TARIFF F.C.C. NO. 1.

---

ISSUED: October 3, 1986  
Pete Holland - Chief Financial Officer  
The Chillicothe Telephone Company  
P.O. Box 480  
Chillicothe, Ohio 45601-0480

EFFECTIVE: Janua

SECTION 13. ACCESS SERVICE INTERFACES AND TRANSMISSION SPECIFICATIONS

(T)

13.1 General Description

This section covers the Interface Groups, Transmission Specifications and Channel Interfaces:

The Interface Groups consist of Local Transport Group 1 which is provided with Type C Transmission Specifications, and Groups 2 through 10 which are provided with Type A or B Transmission Specifications, depending on the Feature Group and whether the Access Service is routed directly or through an access tandem. All Interface Groups are provided with Data Transmission Parameters.

Switched Access Service Feature Groups have available three standard transmission specifications: Type A, Type B, and Type C. The specific applications in terms of the Feature Groups and Interface Groups with which the Feature Group standard Transmission Specifications are provided are set forth in 6.2.1(c), 6.2.2(c), 6.2.3(c), and 6.2.4(c) preceding.

Channel Interfaces specify the channel interface and network channel codes that the customer must specify when ordering Special Access Service.

13.2 Regulations

Regulations for Interface Groups, Transmission Specifications and Channel Interfaces, subject to service offerings and technical capability and feasibility, are the same as those set forth in Section 15 of the NATIONAL EXCHANGE CARRIER ASSOCIATION TARIFF F.C.C. NO. 5.

The Chillicothe Telephone Company is concurring with Section 15 of the NATIONAL EXCHANGE CARRIER ASSOCIATION TARIFF F.C.C. NO. 5 per Special Permission Number 86-696.

Issued under authority of Special Permission No. 11-XXXX to withdraw the tariff materials filed under Transmittal No. 99, and to reinstate the tariff materials that are currently effective.

THE CHILLICOTHE TELEPHONE COMPANY  
ACCESS SERVICE

TARIFF F.C.C. NO. 1  
SECOND REVISED PAGE 360  
CANCELS FIRST REVISED PAGE 360

SECTION 14. RESERVED FOR FUTURE USE

(T)

Issued under authority of Special Permission No. 11-XXXX to withdraw the tariff materials filed under Transmittal No. 99, and to reinstate the tariff materials that are currently effective.

---

ISSUED: February , 2011                      EFFECTIVE: February , 2011  
Pete Holland - Chief Financial Officer  
The Chillicothe Telephone Company  
P.O. Box 480  
Chillicothe, Ohio 45601-0480

THE CHILLICOTHE TELEPHONE COMPANY  
ACCESS SERVICE

TARIFF F.C.C. NO. 1  
ORIGINAL PAGE 361

SECTION 15. RESERVED FOR FUTURE USE

(N)

---

ISSUED: May 17, 2004                      EFFECTIVE: June 1, 2004  
Pete Holland - Chief Financial Officer  
The Chillicothe Telephone Company  
P.O. Box 480  
Chillicothe, Ohio 45601-0480



THE CHILLICOTHE TELEPHONE COMPANY  
ACCESS SERVICE

TARIFF F.C.C. NO. 1  
ORIGINAL PAGE 362

SECTION 16. RESERVED FOR FUTURE USE

(N)

---

ISSUED: May 17, 2004                      EFFECTIVE: June 1, 2004  
Pete Holland - Chief Financial Officer  
The Chillicothe Telephone Company  
P.O. Box 480  
Chillicothe, Ohio 45601-0480

SECTION 17. RATES AND CHARGES

17.1 Switched Access Services

The following rates and charges apply to the Company's provided Feature Groups (FGA, FGB, FGC, and FGD).

|  | <u>Monthly</u><br><u>Rate</u> | <u>Nonrecurring</u><br><u>Charge</u> |
|--|-------------------------------|--------------------------------------|
|--|-------------------------------|--------------------------------------|

17.1.1 Local Transport

(A) Entrance Facility  
(Section 6.1.2(A)(1))

Per Termination

- Voice Grade Four Wire \$300.73

- High Capacity DS1 \$698.02

Page 62

(B) Tandem Switched Transport  
(Section 6.1.2(A)(2))

(1) Tandem Switched Facility\*

Per Access Minute, Per Mile N/A

(2) Tandem Switched Termination\*

Per Access Minute, Per Termination N/A

(3) Tandem Switching\*

Per Access Minute, Per Tandem \$.002714

(4) Joint Tandem Switched Transport\*  
(Section 6.1.2(A)(2)(d)).

Per Originating Toll Free Only  
Access Minute Per Tandem \$.000500 (R)

\* The Joint Tandem Switched Transport rate element applies per tandem to originating toll free minutes only in lieu of the Tandem Switched Facility, Tandem Switched Termination and Tandem Switching rate elements as of July 1, 2021. Per WC Docket No. 18-156, In the Matter of 8YY Access Charge Reform, Released: October 9, 2020.

# Certain material formerly found on this page now appears on First Revised Page 363.1.

SECTION 17. RATES AND CHARGES (Cont'd)

17.1 Switched Access Services (Cont'd)

| 17.1.1 <u>Local Transport</u> (Cont'd) | <u>Monthly</u><br><u>Rate</u> | <u>Nonrecurring</u><br><u>Charge</u> |
|--|-------------------------------|--------------------------------------|
|--|-------------------------------|--------------------------------------|

|  |          |  |          |
|--|----------|--|----------|
| (C) <u>Direct Trunked Transport</u><br>(Section 6.1.2 (A) (3)) |          |  | (M) *    |
| (1) <u>Direct Trunked Termination</u><br>Per Termination       |          |  |          |
| - Voice Grade (section)  | \$7.94   |  |          |
| - High Capacity DS1 (section)                                  | \$23.37  |  |          |
| (2) <u>Direct Trunked Facility</u><br>Per Mile                 |          |  |          |
| - Voice Grade (section)  | \$5.47   |  |          |
| - High Capacity DS1 (section)                                  | \$36.77  |  | (M) *    |
| (D) <u>Multiplexing</u><br>(Section 6.1.2 (A) (7))             |          |  |          |
| Per Arrangement  |          |  |          |
| - DS3 to DS1 (section)   | \$361.76 |  |          |
| - DS1 to Voice (section)                                       | \$335.69 |  |          |
| (E) <u>Nonrecurring Charges</u><br>(Section 6.7.1 (C) (1))     |          |  |          |
| (1) Local Transport Installation<br>Per Entrance Facility      |          |  |          |
| -Per Line or Trunk   |          |  | \$204.88 |

\* Certain material on this page formerly appeared on Eighth Revised Page 363.

SECTION 17. RATES AND CHARGES (Cont'd)

(N)

17.1 Switched Access Services (Cont'd)

(M) \*

17.1.1 Local Transport (Cont'd)Monthly  
RateNonrecurring  
Charge(E) Nonrecurring Charges (Cont'd)

(2) Interim NXX Translation  
 - Per Order, Per LATA or Market  
 Area \$44.00

(3) FGC and FGD Conversion of  
 Multi-frequency Address Signaling  
 to SS7 Signaling or SS7 Signaling  
 to Multi-frequency Address Signaling  
 - Per 24 Trunks Converted or  
 Fraction thereof on a  
 Per Order Basis \$204.88

(4) Trunk Activation  
 - Per 24 Trunks Activated or  
 Fraction thereof, on a  
 Per Order Basis \$204.88

(5) Local Transport-Installation  
 - Per Line or Trunk \$204.88

(A) Common Channel Signaling Network Connection  
(Section 6.1.2(A)(6)(a))(1) Signaling Network Access Link

- Signaling Mileage Facility  
 Per Mile \$30.15 \$204.88

- Signaling Mileage Termination  
 Per Termination \$76.17 \$204.88

- Signaling Entrance Facility  
 Per Facility \$30.15 \$204.88 (M) \*

\*Certain rates and charges on this page formerly appeared on pages 260 and 261.

ISSUED: May 17, 2004

EFFECTIVE: June 1, 2004

Pete Holland - Chief Financial Officer

The Chillicothe Telephone Company

P.O. Box 480

Chillicothe, Ohio 45601-0480

SECTION 17. RATES AND CHARGES (Cont'd)

17.1 Switched Access Services (Cont'd)

|                          |   | <u>Monthly</u><br><u>Rate</u> | <u>Nonrecurring</u><br><u>Charge</u> |
|--------------------------|---|-------------------------------|--------------------------------------|
| 17.1.2 <u>End Office</u> |   |                               |                                      |
| (A)                      | <u>Local Switching</u><br>(Section 6.1.2(B) (1))  |                               |                                      |
|                          | (1) Premium Feature Group D(including<br>Feature Group A and B<br>when utilized for the<br>provision of MTS/WATS Service) |                               |                                      |
|                          | (a)Non-Toll Free<br>- Per originating access minute   | \$ .012796                    |                                      |
|                          | (b)Toll Free Only<br>- Per originating access minute  | \$ .006398                    | (R)                                  |
| (B)                      | <u>Directory Assistance</u><br>(Section 6.1.2(B) (2))   |                               |                                      |
|                          | (1)Information Surcharge  |                               |                                      |
|                          | (a)Non-Toll Free<br>- Per originating access minute   | \$ .001278                    |                                      |
|                          | (b)Toll Free Only<br>- Per originating access minute  | \$ .000639                    | (R)                                  |
| (C)                      | <u>Toll Free Data Base Access Service Query Charge</u><br>(Section 6.1.2(B) (3))  |                               |                                      |
|                          | - Per Query   |                               |                                      |
|                          | - Basic   | \$ .002224                    | (R)                                  |
|                          | - Enhanced Features   | \$ .002224                    | (R)                                  |

# The terminating information surcharge rate element is included in the terminating local switching rate.

\* Certain material formerly found on this page now appears on First Revised Page 366.

ISSUED: June 16, 2022

EFFECTIVE: July 1, 2022

Pete Holland - Chief Financial Officer  
The Chillicothe Telephone Company  
P.O. Box 480  
Chillicothe, Ohio 45601-0480

TARIFF F.C.C. NO. 1  
FIRST REVISED PAGE 366  
CANCELS ORIGINAL PAGE 366

## 17.2 Special Access Services (Cont'd)

### 17.1.3 Chargeable Optional Feature

[illegible]

|                              |         |
|------------------------------|---------|
| - Per Voice Grade Equivalent | \$25.00 |
|------------------------------|---------|

ISSUED: June 16, 2021                      EFFECTIVE: July 1, 2021  
Pete Holland - Chief Financial Officer  
The Chillicothe Telephone Company  
P.O. Box 480  
Chillicothe, Ohio 45601-0480

SECTION 17. RATES AND CHARGES (Cont'd)

17.2 Special Access Services (Cont'd)

Regulations concerning Voice Grade Service are set forth in Section 7.5 preceding.

| 17.2.2 <u>Voice Grade Service</u>   | <u>Monthly<br/>Rate</u> | <u>Nonrecurring<br/>Charge</u> |
|-------------------------------------|-------------------------|--------------------------------|
| (A) Channel Termination             |                         |                                |
| - Per Termination                   |                         |                                |
| - Two-Wire                          | \$119.53                | \$82.40                        |
| - Four-Wire                         | \$327.89 (I)            | \$82.40                        |
| (B) Channel Mileage                 |                         |                                |
| - Per Mile                          | \$17.69 (I)             |                                |
| (C) Optional Features and Functions |                         |                                |
| (1) Bridging                        |                         |                                |
| (a) <u>Voice Bridging</u>           |                         |                                |
| Two-Wire/Four-Wire                  |                         |                                |
| - Per Port                          |                         |                                |
| - Two-Wire                          | \$4.40                  |                                |
| - Four-Wire                         | \$4.40                  |                                |
| (b) <u>Data Bridging</u>            |                         |                                |
| Two-Wire/Four-Wire                  |                         |                                |
| - Per Port                          |                         |                                |
| - Two-Wire                          | \$4.40                  |                                |
| - Four-Wire                         | \$4.40                  |                                |
| (c) <u>Telephoto Bridging</u>       |                         |                                |
| Two-Wire/Four-Wire                  |                         |                                |
| - Per Port                          |                         |                                |
| - Two-Wire                          | \$4.40                  |                                |
| - Four-Wire                         | \$4.40                  |                                |

ISSUED: June 16, 2022

EFFECTIVE: July 1, 2022

Pete Holland - Chief Financial Officer  
The Chillicothe Telephone Company  
P.O. Box 480  
Chillicothe, Ohio 45601-0480

SECTION 17. RATES AND CHARGES (Cont'd)

(N)

17.2 Special Access Services (Cont'd)

(M) \*

| 17.2.2 <u>Voice Grade Service</u> (Cont'd) | <u>Monthly<br/>Rate</u> | <u>Nonrecurring<br/>Charge</u> |
|--|-------------------------|--------------------------------|
|--|-------------------------|--------------------------------|

(C) Optional Features and Functions (Cont'd)

|   |         |          |
|---|---------|----------|
| (2) Conditioning  |         |          |
| - Per Termination   |         |          |
| - C-Type  | \$6.01  |          |
| (3) Improved Return Loss<br>for Effective Two-<br>Wire or Four-Wire<br>Transmission |         |          |
| - Per Termination   |         |          |
| - Two-Wire  | \$1.78  |          |
| - Four-Wire   | \$1.78  |          |
| (4) Customer Specified<br>Receive Level   |         |          |
| - Per Two-Wire  |         |          |
| - Termination   | None    |          |
| (5) Data Capability   |         |          |
| - Per Termination   | \$1.34  | \$247.03 |
| (6) Telephoto Capability  |         |          |
| - Per Termination   | \$2.97  | \$247.03 |
| (7) Signaling Capability  |         |          |
| - Per Termination   | \$13.87 |          |

(M) \*

\*Certain rates and charges on this page formerly appeared on pages 324 and 325.

ISSUED: May 17, 2004

EFFECTIVE: June 1, 2004

Pete Holland - Chief Financial Officer  
The Chillicothe Telephone Company  
P.O. Box 480  
Chillicothe, Ohio 45601-0480



SECTION 17. RATES AND CHARGES (Cont'd)

(N)

17.2 Special Access Services (Cont'd)

(M) \*

Regulations concerning Program Audio Service are set forth in Section 7.6 preceding

|        |                              | <u>Monthly</u><br><u>Rate</u> | <u>Nonrecurring</u><br><u>Charge</u> |
|--------|------------------------------|-------------------------------|--------------------------------------|
| 17.2.3 | <u>Program Audio Service</u> |                               |                                      |
| (A)    | Channel Termination          |                               |                                      |
|        | - Per termination            |                               |                                      |
|        | - Per two-wire               | \$22.62                       | \$82.40                              |
|        | - Per four-wire              | \$41.90                       | \$82.40                              |
| (B)    | Channel Mileage              |                               |                                      |
|        | - Per Mile                   | \$17.72                       |                                      |

(M) \*

\*Certain rates and charges on this page formerly appeared on pages 327 and 328

ISSUED: May 17, 2004

EFFECTIVE: June 1, 2004

Pete Holland - Chief Financial Officer  
The Chillicothe Telephone Company  
P.O. Box 480  
Chillicothe, Ohio 45601-0480

THE CHILLICOTHE TELEPHONE COMPANY  
ACCESS SERVICE

TARIFF F.C.C. NO. 1  
TWENTY-THIRD REVISED PAGE 370  
CANCELS TWENTY-SECOND REVISED PAGE 370

SECTION 17. RATES AND CHARGES (Cont'd)

17.2 Special Access Services (Cont'd)

Regulations concerning Digital Data Service are set forth in Section 7.7 preceding

|                                    |                                 | <u>Monthly</u> | <u>Nonrecurring</u> |
|------------------------------------|---------------------------------|----------------|---------------------|
| 17.2.4 <u>Digital Data Service</u> |                                 | <u>Rate</u>    | <u>Charge</u>       |
| (A)                                | Channel Termination             |                |                     |
|                                    | - Per Termination               |                |                     |
|                                    | - Per four-wire                 | \$341.69       | (I) \$156.24        |
| (B)                                | Channel Mileage                 |                |                     |
|                                    | - Per Mile                      | \$17.78        | (I)                 |
| (C)                                | Optional Features and Functions |                |                     |
|                                    | (1) Bridging                    |                |                     |
|                                    | - Per Port                      | \$8.57         |                     |

---

ISSUED: June 16, 2022

EFFECTIVE: July 1, 2022

Pete Holland - Chief Financial Officer  
The Chillicothe Telephone Company  
P.O. Box 480  
Chillicothe, Ohio 45601-0480

THE CHILLICOTHE TELEPHONE COMPANY  
ACCESS SERVICE

TARIFF F.C.C. NO. 1  
TWENTY-FOURTH REVISED PAGE 371  
CANCELS TWENTY-THIRD REVISED PAGE 371

SECTION 17. RATES AND CHARGES (Cont'd)

17.2 Special Access Services (Cont'd)

Regulations concerning High Capacity Service are set forth in Section 7.8 preceding.

| 17.2.5 <u>High Capacity Service</u> |  | <u>Monthly</u><br><u>Rate</u> | <u>Nonrecurring</u><br><u>Charge</u> |
|-------------------------------------|--|-------------------------------|--------------------------------------|
| (A) Channel Termination             |  |                               |                                      |
| - Per Termination                   |  |                               |                                      |
| - DS1 1.544 Mbps                    |  | \$655.77 (I)                  | \$381.10                             |
| - Capacity of 1 DS3 44.736 Mbps     |  |                               |                                      |
| - Interface                         |  |                               |                                      |
| - Per DS3 Channel Install           |  | \$6,521.88 (I)                | \$2,758.00                           |
| - Capacity of 3 DS3 44.736 Mbps     |  |                               |                                      |
| - Interface                         |  |                               |                                      |
| - Per DS3 Channel Install           |  | \$6,347.09                    | \$2,758.00                           |
| - Capacity of 12 DS3 44.736 Mbps    |  |                               |                                      |
| - Interface                         |  |                               |                                      |
| - Per DS3 Channel Install           |  | \$7,876.92                    | \$2,758.00                           |
| (B) Channel Mileage                 |  |                               |                                      |
| - Per 1.544 Mbps                    |  | \$40.30 (I)                   |                                      |
| - Per 44.736 Mbps                   |  | \$45.02 (I)                   |                                      |

ISSUED: June 16, 2022

EFFECTIVE: July 1, 2022

Pete Holland - Chief Financial Officer  
The Chillicothe Telephone Company  
P.O. Box 480  
Chillicothe, Ohio 45601-0480

THE CHILLICOTHE TELEPHONE COMPANY  
ACCESS SERVICE

TARIFF F.C.C. NO. 1  
FIRST REVISED PAGE 372  
CANCELS ORIGINAL PAGE 372

SECTION 17. RATES AND CHARGES (Cont'd)

17.2 Special Access Services (Cont'd)

| 17.2.5 <u>High Capacity Service</u> (Cont'd) | <u>Monthly</u><br><u>Rate</u> | <u>Nonrecurring</u><br><u>Charge</u> |
|--|-------------------------------|--------------------------------------|
|--|-------------------------------|--------------------------------------|

(D) Optional Features and Functions

(1) Multiplexing, per arrangement

|                             |          |
|-----------------------------|----------|
| DS4 to DS1                  | ICB      |
| DS3 to DS1                  | \$361.76 |
| DS2 to DS1                  | ICB      |
| DS1C to DS1                 | ICB      |
| DS1 to Voice#               | \$335.69 |
| DS1 to DS0                  | \$582.02 |
| DS0 to Sub-rates            |          |
| - Up to 20 2.4 kbps service | \$475.98 |
| - Up to 10 4.8 kbps service | \$245.33 |
| - Up to 5 9.6 kbps service  | \$170.56 |

(2) DSL Access Service Connection

|                   |            |          |
|-------------------|------------|----------|
| - per 1.544 Mbps  | \$180.00   | \$150.00 |
| - per 44.736 Mbps | \$1,250.00 | \$550.00 |

(3) Line Termination Surge Protection

|                        |         |          |     |
|------------------------|---------|----------|-----|
| - per line termination | \$87.69 | \$293.45 | (N) |
|------------------------|---------|----------|-----|

# A channel of this DS1 to the hub can be used for Digital Data Service.

---

|  |                              |
|--|------------------------------|
| ISSUED: October 28, 2008               | EFFECTIVE: November 12, 2008 |
| Pete Holland - Chief Financial Officer |                              |
| The Chillicothe Telephone Company      |                              |
| P.O. Box 480                           |                              |
| Chillicothe, Ohio 45601-0480           |                              |

THE CHILLICOTHE TELEPHONE COMPANY  
ACCESS SERVICE

TARIFF F.C.C. NO. 1  
FIRST REVISED PAGE 372.1  
CANCELS ORIGINAL PAGE 372.1

Issued under authority of Special Permission No. 06-0113 to withdraw the tariff materials filed under Transmittal No. 86 and reinstate the tariff materials that were currently effective.

---

ISSUED: March 23, 2006                      EFFECTIVE: March 23, 2006  
Pete Holland - Chief Financial Officer  
The Chillicothe Telephone Company  
P.O. Box 480  
Chillicothe, Ohio 45601-0480

SECTION 17. RATES AND CHARGES (Cont'd)

(N)

17.3 Other Services

(M) \*

|  | <u>Monthly</u><br><u>Rate</u> | <u>Nonrecurring</u><br><u>Charge</u> |       |
|--|-------------------------------|--------------------------------------|-------|
| 17.3.1 <u>Access Ordering</u>  |                               |                                      |       |
| (A) <u>Access Order Charge</u>   |                               |                                      |       |
| - Per order (Section 5.2.1)  |                               | \$78.00                              |       |
| (B) <u>Miscellaneous Service Order Charge</u>  |                               |                                      |       |
| - Per occurrence (Section 5.2.3)   |                               | \$31.00                              |       |
| (C) <u>Service Date Change Charge</u>  |                               |                                      |       |
| Service Date Change Charge will apply,<br>On a per order per occurrence basis,<br>for each service date changed. The<br>applicable charge is:  |                               |                                      |       |
| - Per order (Section 5.2.4(A))   |                               | \$28.94                              |       |
| (D) <u>A Service Date Change Dispatch Charge</u>   |                               |                                      |       |
| A Service Date Change Dispatch Charge<br>will apply per occurrence when a<br>technician is dispatched to the<br>customer's premises and the customer<br>is not ready for service. The<br>applicable charge is: |                               |                                      |       |
| - Per occurrence (Section 5.2.4(A))  |                               | \$200.00                             |       |
| (E) <u>Design Change Charge</u>  |                               |                                      |       |
| The Design Change Charge will apply<br>on a per order, per occurrence basis,<br>for each order requiring a design<br>change. The applicable charge is:   |                               |                                      |       |
| - Per order (Section 5.2.4(C))   |                               | \$62.52                              | (M) * |

\*Certain rates and charges on this page formerly appeared on pages 110.2, 111.2, 113.1 and 115)

ISSUED: May 17, 2004

EFFECTIVE: June 1, 2004

Pete Holland - Chief Financial Officer  
The Chillicothe Telephone Company  
P.O. Box 480  
Chillicothe, Ohio 45601-0480

THE CHILLICOTHE TELEPHONE COMPANY  
ACCESS SERVICE

TARIFF F.C.C. NO. 1  
TWELFTH REVISED PAGE 374  
CANCELS ELEVENTH REVISED PAGE 374

SECTION 17. RATES AND CHARGES (Cont'd)

17.3 Other Services (Cont'd)

17.3.2 Miscellaneous Services

Monthly  
Rate

(A) Access Recovery Charge (ARC)

The Access Recovery Charge will apply  
on a per month, per line basis.  
The applicable charge is:

- |                              |            |
|------------------------------|------------|
| - Per month, per line charge |            |
| - Residential Lines          | \$1.30     |
| <br>                         |            |
| - Per month, per line charge |            |
| - Single-line Business       | \$3.00 (I) |
| <br>                         |            |
| - Per month, per line charge |            |
| - Multi-line Business        | \$3.00     |

---

ISSUED: June 16, 2017

EFFECTIVE: July 1, 2017

Pete Holland - Chief Financial Officer

The Chillicothe Telephone Company

P.O. Box 480

Chillicothe, Ohio 45601-0480

THE CHILLICOTHE TELEPHONE COMPANY  
ACCESS SERVICE

TARIFF F.C.C. NO. 1  
SECOND REVISED PAGE 375  
CANCELS FIRST REVISED PAGE 375

SECTION 17. RATES AND CHARGES

17.4 Reserved for Future Use

(C)

(D)

(D)