

7. PRIVATE LINE TRANSPORT SERVICE

ALPHABETICAL BY SUBJECT	PAGE	(N)
Audio Service.....	7-219	
Service Description	7-219	
Optional Features and Functions	7-220	
Rates and Charges	7-222	
Broadcast Video Service	7-228	
Service Description	7-228	
Pricing Plans.....	7-231	
Rates and Charges	7-236	
Broadcast Digital Transport Video Service.....	7-259	
Service Description	7-259	
Pricing Plans.....	7-261	
Rates and Charges	7-264	
Channel Interface and Network Channel Codes	7-119	
Commercial Video Service	7-244	
Service Description	7-244	
Optional Features and Functions	7-247	
Pricing Plans.....	7-248	
Rates and Charges	7-251	(N)

7. PRIVATE LINE TRANSPORT SERVICE

ALPHABETICAL BY SUBJECT	PAGE	(N)
D.C. Channel Service	7-171	
Service Description	7-171	
Optional Features and Functions	7-172	
Rates and Charges	7-173	
DS1 Service	7-307	
Service Description	7-307	
Optional Features and Functions	7-310	
Pricing Plans	7-322	
Rates and Charges	7-330	
DS3 Service	7-353	
Service Description	7-353	
Optional Features and Functions	7-356	
Pricing Plans	7-364	
Rates and Charges	7-378	
Density Pricing Zone	7-26	
Design Layout Report	7-61	
Diagrams		
Two-Point Service	7-110	
Multipoint Service	7-112	
Hub Connecting Service	7-114	
Digital Data Service (DDS)	7-279	
Service Description	7-279	
Optional Features and Functions	7-281	
Pricing Plans	7-285.2	
Rates and Charges	7-285.3	(N)

7. PRIVATE LINE TRANSPORT SERVICE

ALPHABETICAL BY SUBJECT	PAGE	(N)
Facility Hubs	7-145	
General	7-1	
HDTV-Net.....	7-274	
Service Description	7-274	
Pricing Plans.....	7-275	
Rates and Charges	7-276.1	
Individual Case Filings.....	7-59	
Low Speed Data Service	7-165	
Service Description	7-165	
Optional Features and Functions	7-168	
Rates and Charges	7-169	
Managed Bandwidth SONET Service (MBSS)	7-667	
Service Description	7-667	
Optional Features and Functions	7-681	
Pricing Plans.....	7-683	
Rates and Charges	7-686	
Message Station Equipment Recovery Charge	7-62	
Miscellaneous Charges and Credits	7-59	
Open Network Architecture (ONA) – Generic Names	7-118	(N)

7. PRIVATE LINE TRANSPORT SERVICE

ALPHABETICAL BY SUBJECT	PAGE	(N)
Pricing Plans		
Broadcast Digital Transport Video Service.....	7-261	
Broadcast Video Service	7-231	
Commercial Video Service	7-248	
DS1 Service.....	7-322	
DS3 Service.....	7-364	
Digital Data Service	7-285.2	
Digital Data Service 2-Wire.....	7-695	
HDTV-Net.....	7-275	
Managed Bandwidth SONET Service (MBSS)	7-683	
Multi-Product Pricing Plans	7-85	
Partnership Program.....	7-100	
Regional Commitment Program.....	7-322	
Simultaneous Voice Data Service (SVDS)	7-446	
SONET Ring Service (SRS)	7-650	
Synchronous Service Transport (SST).....	7-473	
Variable Term Pricing Plans (VTPP).....	7-85	
Voice Grade Service.....	7-197	
Promotions	7-157	
Provision of Service	7-14	
Rating Information	7-21	
Density Pricing Zone Plan.....	7-26	
Mileage Measurement	7-55	
Minimum Periods.....	7-27	
Miscellaneous Charges and Credits	7-59	
Moves.....	7-28	
Rate Categories	7-15	
Rollover.....	7-63	
Spread of Nonrecurring Charges	7-56	(N)

7. PRIVATE LINE TRANSPORT SERVICE

ALPHABETICAL BY SUBJECT	PAGE	(N)
Service Configurations	7-110	
Service Guarantee – Repair	7-77	
Service Interruptions and Credits	7-72	
Simultaneous Voice Data Service (SVDS)	7-441	
Service Description	7-441	
Optional Features and Functions and BSEs	7-442	
Pricing Plans.....	7-446	
Rates and Charges	7-453	
SONET Ring Service (SRS)	7-643	
Service Description	7-643	
Pricing Plans.....	7-650	
Rates and Charges	7-650	
Surcharge for Private Line Transport Service	7-68	
Synchronous Service Transport (SST).....	7-460	
Service Description	7-460	
Pricing Plans.....	7-473	
Rates and Charges	7-484	
Technical Publication References	7-9	
Termination Liability and Waiver Policy.....	7-148	
Voice Grade.....	7-174	
Service Description	7-174	
Optional Features and Functions.....	7-183	
Pricing Plans.....	7-197	
Rates and Charges	7-203	(N)

7. PRIVATE LINE TRANSPORT SERVICE

7.1 GENERAL

Private Line Transport Service provides a transmission path to connect customer designated premises[1], to a Company Hub where bridging, multiplexing or connections to other services (e.g., WATS Switched Access Service) functions are performed or to other customer designated premises.

The connections provided by Private Line Transport Service can be either analog or digital. Analog connections are differentiated by spectrum and bandwidth. Digital connections are differentiated by bit rate.

A. Channel Types

(T)

There are numerous types of channels used to provide Private Line Transport Services. Each type has its own characteristics and are subdivided by one or more of the following:

- Transmission specifications,
- Bandwidth,
- Speed (i.e., bit rate),
- Spectrum

Customers can order a basic channel and select from a list of available transmission parameters and channel interfaces.

[1] Company Centrex CO-like switches and Company Answering Service Concentrators are considered to be customer premises for purposes of administering regulations and rates contained in this Tariff.

7. PRIVATE LINE TRANSPORT SERVICE

7.1 GENERAL

A. Channel Types (Cont'd)

(T)

For purposes of ordering channels, each has been identified as a type of Private Line Transport Service. However, such identification is not intended to limit a customer's use of the channel nor to imply that the channel is limited to a particular use. For example, if a customer's equipment is capable of transmitting voice over a channel that is identified as a Low Speed Data Service or a Digital Data Service in this Tariff, there is no restriction against doing so.

The customer also has the option of ordering Voice Grade and digital High Capacity facilities (e.g., 1.544 Mbps) to a Company Hub for multiplexing to individual channels of a lower capacity or bandwidth. Descriptions of the types of multiplexing available at the Hubs, as well as the number of individual channels which may be derived from each type of facility are set forth in the description of each service. Additionally, the customer may specify optional features for the individual channels derived from the facility to further tailor the channel to meet specific communications requirements. Descriptions of the optional features and functions available are also set forth with the service description.

(T)

(T)

(T)

For example, a customer may order a DS1 Service facility from a customer-designated premises to a Company Hub for multiplexing to 24 Voice Grade channels. Optional features may be added to either the DS1 Service or the Voice Grade Channels.

Following is a brief description of each type of channel.

(T)

7. PRIVATE LINE TRANSPORT SERVICE

7.1 GENERAL

A. Channel Types (Cont'd)

(T)

1. Analog Private Line Services

(T)

Low Speed Data

A channel for the transmission of low speed loop status signals of up to 150 baud and for the transmission of McCulloh type alarm signals.

D C Channel

A DC (direct current) channel for the transmission of low speed varying signals at rates up to 30 baud which also need DC continuity.

Voice Grade

A channel for the transmission of analog signals within an approximate bandwidth of 300-3000 Hz.

Audio

A channel for the transmission of audio signals. The nominal frequency bandwidths are from 200 to 3,500 Hz, from 100 to 5,000 Hz, from 50 to 8,000 Hz or from 50 to 15,000 Hz.

Video

Broadcast Video provides a channel for the transmission of standard 525 line/60 field monochrome or National Television Systems Committee (NTSC) color video signal with no audio, or 1, 2, 3 or 4 associated 15 kHz audio signals. The bandwidth for a Broadcast Video channel is either 30 Hz to 4.2 MHz or 30 Hz to 6.6 MHz. Commercial Video provides up to 16 channels of full motion video only, or optioned with 1, 2 or 4 15 kHz associated audio signals. The bandwidth for a Commercial Video signal is 30 Hz to 4.2 MHz. HDTV-Net provides the transmission of real-time component digital video signal that is encoded to 270 Mbps in conformance with digital television equipment operating at 525 lines and 60 fields per second.

7. PRIVATE LINE TRANSPORT SERVICE

7.1 GENERAL

- A. Channel Types (Cont'd) (T)
- 2. Digital Channel Services (T)

Digital Data Service

A digital data channel for the digital transmission of synchronous serial data at rates of 2.4, 4.8, 9.6, 19.2, 56.0 or 64 kbps. Subrated DS0 Service is also available.

DS1 Service

A high capacity channel for the transmission of isochronous serial digital data at a rate of 1.544 or 3.152 Mbps.

DS3 Service

A high capacity channel for the transmission of isochronous serial digital data at a rate of 44.736 Mbps.

Simultaneous Voice Data Service (SVDS)

A data channel derived from a qualified voice service that allows for the simultaneous transmission of voice and digital data signals over a shared local exchange access line as set forth in Technical Publication PUB 77331.

Synchronous Service Transport (SST)

A high capacity channel for the transmission of synchronous digital data at a rate of 155.52 Mbps, 622.08 Mbps or 2.488 Gbps.

7. PRIVATE LINE TRANSPORT SERVICE

7.1 GENERAL

A.2. (Cont'd)

(T)

SONET Ring Service (SRS)

SRS is a high capacity shared network service capable of providing an interoffice transport link with high performance and reliability parameters with a level of redundancy/diversity designed to limit a single event from interrupting the service. This service is provided at speeds of 1.544 Mbps, 44.736 Mbps, and 155.52 Mbps on Synchronous Optical Network (SONET) fiber facilities configured in ring architectures.

Managed Bandwidth SONET Service (MBSS)

MBSS is a high capacity SONET ring platform providing higher than standard performance and reliability parameters. MBSS has an architectural structure with levels of survivability designed to limit a single event from interrupting service to the entire network.

MBSS manages the provisioning of the customer's high capacity traffic. MBSS provides route, central office equipment and signal payload protection for both 1.544 Mbps and 44.736 Mbps channels provisioned on the shared SONET ring

7. PRIVATE LINE TRANSPORT SERVICE

7.1 GENERAL (Cont'd)

(T-M)

B. Descriptions of Service Elements

1. For the purposes of ordering, there are the following categories of Private Line Transport Service:

(T)

Low Speed Data
D.C. Channel
Voice Grade
Audio
Video
Digital Data
DS1
SRS
DS3
SVDS
SST
MBSS

See 7.5 for service availability in each state.

2. Each service consists of a basic channel to which a technical specifications package (customized or predefined), channel interface(s) and, when desired, optional features and functions are added to construct the service desired by the customer. Each of the components of the service is described in this section.
3. Customized technical specifications packages will be provided where technically feasible. If the Company determines that the requested parameter specifications are not compatible, the customer will be advised and given the opportunity to change the order.

(T)

(T)

(M)

Certain material on this page formerly appeared on Page 7-21.
Certain material previously found on this page can now be found on Page 7-15.

(Filed under Transmittal No. 1046.)

Issued: February 10, 2000

Effective: February 25, 2000

7. PRIVATE LINE TRANSPORT SERVICE

7.1 GENERAL

B. Descriptions of Service Elements (Cont'd)

4. When a customized channel is ordered, the customer will be notified whether Additional Engineering Charges apply. In such cases, the customer will be given an estimate of the hours to be billed before any further action is taken on the order. (T)
5. The channel description specifies the characteristics of the basic channel and indicates whether the channel is provided between customer designated premises or between a customer designated premises and a Telephone Company Hub where bridging, multiplexing, or other functions are performed. (T)
6. Information pertaining to the technical specifications packages indicate the transmission parameters that are available with each package. This information is displayed in a matrix with the transmission parameters listed down the left side and the packages listed across the top. Each package is identified by a code, e.g., VGC. The first two letters of the code indicate the category of Private Line Transport Service to which the parameters are applicable. These two letter codes are shown above following the category of Private Line Transport Service. (T)
7. The letter "C" following the two letter code indicates the technical specifications package for a customized service. A numeric or alpha-numeric designation following the two letter code indicates the specific predefined package. For a customized service, the customer may select any parameters available with that category of service as long as the parameters are compatible. When appropriate, the Technical Reference which contains detailed specifications for the parameters is shown following the matrix. (T)

Certain material on this page formerly appeared on Page 7-22.
Certain material previously found on this page can now be found on Page 7-16.

(Filed under Transmittal No. 1046.)

Issued: February 10, 2000

Effective: February 25, 2000

7. PRIVATE LINE TRANSPORT SERVICE

7.1 GENERAL

B. Descriptions of Service Elements (Cont'd)

8. Channel interfaces at each point of termination on a two-point service may be symmetrical or asymmetrical. On a multipoint service they may also be symmetrical or asymmetrical. However, communications can only be provided between points of termination with compatible channel interfaces. Only certain channel interfaces are compatible. These interfaces are in the technical references in 12., following. (T-M)
9. Only certain channel interface combinations are available with the standard technical specifications packages. These are set forth in each services technical publication. When a customized channel is requested, all channel interface combinations available with the specified type of service are available with the customized channel. (T)
10. The optional features and functions available with each type of Private Line Transport Service are described in this section. The optional features and functions information also indicates with which technical specifications packages they are available. Such information is displayed in a matrix with the optional feature or function listed down the left side and the technical specifications package listed across the top. (T)
11. The Telephone Company will maintain existing transmission specifications on services installed prior to the effective date of this Tariff except that the existing services with performance specifications exceeding the standard listed in this provision will be maintained at the performance levels specified in this Tariff. All services installed after the effective date of this Tariff will conform to the transmission specifications standards contained in this Tariff or in the following technical references for each category of service: (T)

Certain material on this page formerly appeared on Page 7-23.

Certain material previously found on this page can now be found on Page 7-17.

(Filed under Transmittal No. 1046.)

Issued: February 10, 2000

Effective: February 25, 2000

7. PRIVATE LINE TRANSPORT SERVICE

7.1 GENERAL

B. Descriptions of Service Elements (Cont'd)

12. Technical Publication References

SERVICE CATEGORY	TECHNICAL REFERENCE
• Low Speed Data	PUB 77317
• D.C. Channel	TR-NPL-000336
• Voice Grade	TR-NWT-000335, PUB 41004, Table 4
- Basic Voice	PUB 77309
- WATS Voice	GR-334-CORE
• Audio	PUB 77308
• Broadcast Video	GR-338-CORE
• Commercial Video	PUB 77326
• Broadcast Digital Transport Video	PUB 77322
• HDTV-Net	PUB 77401
• Digital Data Service	PUB 77204
	PUB 77312

(T-M)

(T)

(T)

(T)

(T)

(M)

Certain material on this page formerly appeared on Page 7-24.
Certain material previously found on this page can now be found on Page 7-110.

(Filed under Transmittal No. 1046.)

Issued: February 10, 2000

Effective: February 25, 2000

7. PRIVATE LINE TRANSPORT SERVICE

7.1 GENERAL

B.12. (Cont'd)

SERVICE CATEGORY	TECHNICAL REFERENCE
• High Capacity	
- DS1 and SRS	PUB 77375
- DS1	GR-54-CORE
- Clear Channel Capability	PUB 77375
- Service PUB	PUB 77200
- SHARP PUB	PUB 77340
- DS3 and SRS	PUB 77324
- Synchronous Service	
Transport	PUB 77346
• Simultaneous Voice Data Service	PUB 77331
• Expanded Interconnection- Collocation Service	PUB 77386

(T-M)

(T)

(T)

(T)

(T)

(T)

(T)

(T-M)

Certain material on this page formerly appeared on Page 7-25.
Certain material previously found on this page can now be found on Page 7-111.

(Filed under Transmittal No. 1046.)

Issued: February 10, 2000

Effective: February 25, 2000

7. PRIVATE LINE TRANSPORT SERVICE

7.1 GENERAL (Cont'd)

C. Alternate Use

Alternate Use occurs when a service is arranged by the Telephone Company so that a customer can select different types of transmission at different times. A customer may use a service in any privately beneficial manner. However, where technical or engineering changes are required to effectuate an alternate use, the Telephone Company will make such special arrangements available on an individual case basis.

The arrangement required to transfer the service from one operation to the other (i.e., the transfer relay and control leads) will be rated and provided as a transfer arrangement as set forth in 7.4.2, following. The customer will pay the stated tariff rates for the Access Service ordered (i.e., Channel Terminations, Transport Channel [as applicable] and Optional Features and Functions [if any]).

D. Special Facilities Routing

A customer may request that the facilities used to provide Private Line Transport Service be specially routed. The regulations, rates and charges for Special Facilities Routing (i.e., Avoidance, Diversity and Cable only) are as set forth in Section 11, following.

Certain material on this page formerly appeared on Page 7-17.
Certain material previously found on this page can now be found on Page 7-112.

(Filed under Transmittal No. 1046.)

Issued: February 10, 2000

Effective: February 25, 2000

7. PRIVATE LINE TRANSPORT SERVICE

7.1 GENERAL (Cont'd)

E. Acceptance Testing

At no additional charge, the Company will perform acceptance testing at the time of installation.

1. For analog and digital Private Line Transport Services (except Basic Voice), acceptance tests will be performed to insure that the service is operational and meets applicable technical parameters. The Company will, at the customer's request, schedule a mutually agreeable time to perform acceptance testing in cooperation with the customer. If the customer is unable to participate in the acceptance testing, or if the customer requests that service installation be completed, without their presence, the service is assumed to be accepted (i.e., blind acceptance) by the customer.

(T-M)

(T)

(T)

(M)

Certain material on this page formerly appeared on Page 7-18.
Certain material previously found on this page can now be found on Page 7-113.

(Filed under Transmittal No. 1046.)

Issued: February 10, 2000

Effective: February 25, 2000

7. PRIVATE LINE TRANSPORT SERVICE

7.1 GENERAL

E. Acceptance Testing (Cont'd)

2. For Basic Voice Service, no cooperative testing is available.
3. For SONET Ring Service, the acceptance testing listed in U S WEST Communications Technical Publication PUB 77324 and PUB 77375 must be done cooperatively.
4. In addition to Acceptance Testing, other Testing Services as described in 13.3.5.B., following, are available at the customer's request. All test results will be made available to the customer upon request.

F. Ordering Options and Conditions

Private Line Transport Service is ordered under the Access Order provisions set forth in Section 5, preceding. Also included in that section are other charges which may be associated with ordering Private Line Transport Service (e.g., Cancellation Charges, etc.).

(M)

(T)

(T)

(T)

(T)

(T)

(M)

Certain material on this page formerly appeared on Page 7-19.
Certain material previously found on this page can now be found on Page 7-114.

(Filed under Transmittal No. 1046.)

Issued: February 10, 2000

Effective: February 25, 2000

7. PRIVATE LINE TRANSPORT SERVICE

7.1 GENERAL (Cont'd)

G. High Voltage Protective Apparatus

(T-M)

If Private Line Transport Service terminates in a high voltage environment, such as an electric power station, High Voltage Protective Apparatus may be required as set forth in 13.3.7, following.

H. Provision of Service

(T)

When a Private Line Transport Service is ordered to terminate at a customer's designated Interexchange Carrier's all digital Point of Presence (POP) which requires a digital interface level of 45 Mbps or higher, the Company will provide the required interface provided facilities are available and provided there is sufficient spare capacity to provision the requested service.

(M)

Certain material on this page formerly appeared on Page 7-20.
Certain material previously found on this page can now be found on Page 7-115.

(Filed under Transmittal No. 1046.)

Issued: February 10, 2000

Effective: February 25, 2000

7. PRIVATE LINE TRANSPORT SERVICE

7.1 GENERAL (Cont'd)

(T-M)

7.1.1 RATING INFORMATION

A. Rate Categories

1. Rate Elements

(T)

The four basic rate categories which apply to all Private Line Transport Service (except SST and SONET Ring Service) are:

- Channel Terminations (described in a., following)
- Central Office Connecting Channels (described in b., following)
- Transport Channels (described in c., following)
- Optional Features and Functions-Includes Basic Service Elements (BSEs) (described in d., following)

(T)

(T)

(T)

Rate categories for Synchronous Service Transport can be found in 7.14, following. Rate categories for SONET Ring Service can be found in 7.15, following.

(T)

a. Channel Termination

(T)

The Channel Termination rate category provides for the communications path between customer designated premises or between a customer designated premises and the serving wire center of that premises. Included as part of the Channel Termination is a standard channel interface arrangement which defines the technical characteristics associated with the type of facilities to which the access service is to be connected at the Point of Termination (POT) and the type of signaling capability, if any. The signaling capability itself is provided as an optional feature as set forth in d., following. One Channel Termination charge applies per customer designated premises at which the channel is terminated. This charge will apply even if the customer designated premises and the serving wire center are collocated in the same building. For certain services, the Channel Termination may be derived from an existing service (i.e., Simultaneous Voice Data Service).

(T)

(M)

Certain material on this page formerly appeared on Page 7-6.
Certain material previously found on this page can now be found on Page 7-116.

7. PRIVATE LINE TRANSPORT SERVICE

7.1 GENERAL

7.1.1 RATING INFORMATION

A.1. (Cont'd)

b. Central Office Connecting Channels

The Central Office Connecting Channel rate category provides for connections within the same Hub wire center between the Private Line Transport Channel and other services provided by the Company (e.g., WATS Serving Office, two like services installed as two separate services, excluding services connected to Expanded Interconnection - Collocation (EIC) Service). One Central Office Connecting Channel charge applies per connection made.

(T-M)
|
(T)
|
(M)
(M-x-y)
(M-x-y)
(M)

c. Transport Channel

The Transport Channel rate category provides for the transmission facilities between the serving wire centers associated with two customer-designated premises, between a serving wire center associated with the customer-designated premises and a Company Hub or between two Company Hubs. The Transport Channel is portrayed in mileage bands. Two rates apply for each band, i.e., a flat rate per band and a rate per mile, except SONET Ring Service, which only has a flat rate per band.

(T)

d. Optional Features and Functions - Includes Basic Service Elements (BSEs)

Optional Features and Functions (include BSEs) rate category provides for optional features and functions which may be added to a Private Line Transport Service to improve its quality or utility to meet specific communications requirements. These are not necessarily identifiable with specific equipment, but rather represent the results in terms of performance characteristics which may be obtained. These characteristics may be obtained by using various combinations of equipment. Although the equipment necessary to perform a specified function may be installed at various locations along the path of the service, they will be charged for as a single rate element.

(T)

When a CO multiplexing optional feature is connected to an Expanded Interconnection Channel Termination (EICT) or Interconnect Tie Pair (ITP). The EICT and ITP replace the requirement for a DDS, DS1 or DS3 Service Channel Termination.

(M)
(M-x-y)
(M-x-y)
(M)

(x) Issued under the authority of Special Permission No. 00-007.

(y) Reissued matter filed under Transmittal No. 1044 to become effective February 8, 2000.

Certain material on this page formerly appeared on Page 7-7.

Certain material previously found on this page can now be found on Page 7-117.

(Filed under Transmittal No. 1046.)

Issued: February 10, 2000

Effective: February 25, 2000

7. PRIVATE LINE TRANSPORT SERVICE

7.1 GENERAL

7.1.1 RATING INFORMATION

A.1.d. (Cont'd)

(T-M)
(T)

Examples of Optional Features and Functions that are available include, but are not limited to, the following:

- Signaling Capability
- Hubbing Functions
- Conditioning (BSE)
- Transfer Arrangements
- Secondary Channel (BSE)
- Command A Link (BSE)
- Clear Channel Capability (BSE)
- D.C. Line Power
- Central Office Multiplexing (BSE)
- Automatic Loop Transfer (BSE)
- Central Office Multiplexer to Multiplexer Connecting Arrangement

A Hub is a Telephone Company designated wire center at which bridging, multiplexing or other functions are performed. The bridging functions performed are to connect three or more customer designated premises or two customer designated premises and a C.O. connecting channel in a multipoint arrangement. The multiplexing functions are to channelize analog or digital facilities to individual services requiring a lower capacity or bandwidth. Connections to other services are made in the Hub locations in which that service feature is performed (e.g., WATS Serving Office). National Exchange Carrier Association, Inc. Tariff F.C.C. No. 4 identifies wire centers, Hub locations and the type of functions available.

Descriptions for each of the available Optional Features and Functions are set forth in each service's section.

(T-M)

Certain material on this page formerly appeared on Page 7-8.
Certain material previously found on this page can now be found on Page 7-11.

(Filed under Transmittal No. 1046.)

Issued: February 10, 2000

Effective: February 25, 2000

7. PRIVATE LINE TRANSPORT SERVICE

7.1 GENERAL

7.1.1 RATING INFORMATION

A. Rate Categories (Cont'd)

2. Types of Rates and Charges

There are three types of rates and charges. These are monthly rates, daily rates and nonrecurring charges. The rates and charges are described as follows:

a. Monthly Rates

Monthly rates are flat recurring rates that apply each month or fraction thereof that a Private Line Transport Service is provided. For billing purposes, each month is considered to have 30 days.

b. Daily Rates

Daily rates are flat recurring rates that apply to each 24 hour period or fraction thereof that an Analog PLTS-Audio or Video Service for is provided for part-time or occasional use. For purposes of applying daily rates, the 24 hour period is not limited to a calendar day.

The application of daily rates for Audio Service during a consecutive 30 day period is as follows. Daily rates will be topped at an amount equal to the monthly rate (i.e., the charge to the customer for service billed at daily rates will not exceed the monthly rate). For each day or part day of usage after the daily rates have been topped, a charge equal to 1/30th of the monthly rate will apply.

(T-M)

(T)

(T)

(T)

(M)

Certain material on this page formerly appeared on Page 7-181.
Certain material previously found on this page can now be found on Pages 7-12 and 7-61.

(Filed under Transmittal No. 1046.)

Issued: February 10, 2000

Effective: February 25, 2000

7. PRIVATE LINE TRANSPORT SERVICE

7.1 GENERAL

7.1.1 RATING INFORMATION

A.2.b. (Cont'd)

Daily rates will be topped at an amount equal to the monthly rate as specified in Rates and Charge for the service. The application of daily rates for Video Service is as follows. The daily rate will be applied to the first day and to each subsequent consecutive day until the day that the total charges would surpass the monthly rate. The rate on that day, instead of the daily rate, will be calculated as the difference between the monthly rate and the amount charged through the preceding day. Each subsequent consecutive day will be charged at a rate equaling 1/30 of the monthly rate.

c. Nonrecurring Charges

Nonrecurring charges are one-time charges that apply for a specific work activity (i.e., installation or change to an existing service). The types of nonrecurring charges that apply for Private Line Transport Service are: installation of service, installation of optional features and functions, and service rearrangements.

(1) Installation of Service

Nonrecurring charges apply to each service installed. The nonrecurring charges for the installation of service are set forth in Rates and Charges for each service.

(T-M)

(T)

(T)

(T)

(T)

(T)

(T)

(T-M)

Certain material on this page formerly appeared on Page 7-182.
Certain material previously found on this page can now be found on Page 7-13.

(Filed under Transmittal No. 1046.)

Issued: February 10, 2000

Effective: February 25, 2000

7. PRIVATE LINE TRANSPORT SERVICE

7.1 GENERAL

7.1.1 RATING INFORMATION

A.2.c. (Cont'd)

(2) Installation of Optional Features and Functions

Nonrecurring charges apply for the installation of some of the optional features and functions available with Private Line Transport Service. The charge applies whether the feature or function is installed coincident with the initial installation of service or at any time subsequent to the installation of the service.

The optional features for which nonrecurring charges apply include, but are not limited to, the following:

- Improved Transmission on VGW
- Voice Grade Data Capability
- Voice Grade Signaling Capability
- Voice Grade Telephoto Capability
- Audio Gain Conditioning
- Audio Stereo
- DS1 Multiplexing (When not installed with a CT)
- DS3 Multiplexing (When not installed with a CT)
- Command A Link
- Customer Specified Receive Levels
- Secondary Channel
- Central Office Multiplexer to Multiplexer Connecting Arrangement
- C Type Conditioning

Certain material on this page formerly appeared on Page 7-183.
Certain material previously found on this page can now be found on Pages 7-14 and 7-118.

(Filed under Transmittal No. 1046.)

Issued: February 10, 2000

Effective: February 25, 2000

7. PRIVATE LINE TRANSPORT SERVICE

7.1 GENERAL

7.1.1 RATING INFORMATION

A.2.c. (Cont'd)

(3) Service Rearrangements

Service rearrangements are changes to existing (installed) services which do not result in either a change in the minimum period requirements or a change in the physical location of the point of termination at a customer designated premises, except as set forth in 7.4.5.B.2.a., following. Changes which result in the establishment of new minimum period obligations are treated as disconnects and starts. Changes in the physical location of the point of termination are treated as moves and are described and charged for as set forth in D., following.

The charge to the customer for the service rearrangements is dependent on whether the change is administrative only in nature or involves actual physical change to the service.

Administrative changes will be made without charge(s) to the customer. Administrative changes are as follows:

- Change of customer name (i.e., the customer of record does not change but rather the customer of record changes its name - e.g., XYZ Company to XYZ Communications),
- Change of customer name as the result of a transfer of use of services,
- Change of customer or customer's end user premises address when the change of address is not a result of a physical relocation of equipment,

Certain material on this page formerly appeared on Page 7-184.
Certain material previously found on this page can now be found on Page 7-6.

(Filed under Transmittal No. 1046.)

Issued: February 10, 2000

Effective: February 25, 2000

7. PRIVATE LINE TRANSPORT SERVICE

7.1 GENERAL

7.1.1 RATING INFORMATION

A.2.c.(3) (Cont'd)

- Change in billing data (name, address, or contact name or telephone number),
- Change of customer circuit identification,
- Change of billing account number,
- Change of customer test line number,
- Change of customer or customer's end user contact name or telephone number, and
- Change of jurisdiction.

All other service rearrangements will be charged for as follows:

- If the change involves the addition of another leg to existing multipoint or Hub Connecting services, the nonrecurring charge for the channel termination rate element will apply. The charge will apply only for the leg that is being added.
- If the change involves the addition of an optional feature or function which has a separate nonrecurring charge, that nonrecurring charge will apply.

(T-M)

(T)

(M)

Certain material on this page formerly appeared on Page 7-185.
Certain material previously found on this page can now be found on Page 7-7.

(Filed under Transmittal No. 1046.)

Issued: February 10, 2000

Effective: February 25, 2000

7. PRIVATE LINE TRANSPORT SERVICE

7.1 GENERAL

7.1.1 RATING INFORMATION

A.2.c.(3) (Cont'd)

- If the change involves changing the type of signaling on a Voice Grade Service, a charge equal to the Voice Grade channel termination rate element nonrecurring charge will apply. The charge will apply per service termination affected.
- If the change involves the changing of the type of Channel Termination (e.g., a change of the Channel Termination from VG2 to VG3 or change from DS3 Electrical Interface to Optical Interface), it will be treated as a discontinuance of the existing service and the installation of a new service.
- If the change to existing DS1 Service involves changing Frame Format or Line Code, (e.g., SuperFrame to ANSI Extended SuperFrame format, AMI to B8ZS line code for Clear Channel Capability or any frame format to Free-Frame, or vice versa), a nonrecurring charge, will apply.
- For all other changes, including the addition of optional features without separate nonrecurring charges (except for Clear Channel Capability), a charge equal to a channel termination rate element nonrecurring charge will apply. Only one such charge will apply per service, per change.
- If the change involves the installation of a new service to change an existing service to a different Company Central Office location, it shall be done in accordance with provisions set forth in 7.4, 7.10, 7.11 and 7.12. All applicable nonrecurring and discontinuance charges will apply.

(T-M)

(T)

(T)

(T)

(M)

Certain material on this page formerly appeared on Page 7-186.
Certain material previously found on this page can now be found on Page 7-8.

(Filed under Transmittal No. 1046.)

Issued: February 10, 2000

Effective: February 25, 2000

7. PRIVATE LINE TRANSPORT SERVICE

7.1 GENERAL

7.1.1 RATING INFORMATION

A.2.c. (Cont'd)

(4) First and Each Additional Channel Termination Nonrecurring Charges

(a) Broadcast Video and HDTV-Net

A "First" nonrecurring charge applies per channel termination to the:

- First channel ordered between two premises, or
- Subsequent channel ordered between the same two premises as noted above but installed on different days (different due dates).

An "Each Additional" nonrecurring charge applies per channel termination:

- For each additional channel ordered between the same two premises as the first channel, and
- Installed at the same time (same due date) as the first channel.

(T-M)

(T)

(M)

Certain material on this page formerly appeared on Page 7-188.
Certain material previously found on this page can now be found on Page 7-9.

(Filed under Transmittal No. 1046.)

Issued: February 10, 2000

Effective: February 25, 2000

7. PRIVATE LINE TRANSPORT SERVICE

7.1 GENERAL

7.1.1 RATING INFORMATION

A.2.c.(4) (Cont'd)

(b) Commercial Video

A "First" nonrecurring charge applies per channel termination for the first channel termination ordered:

- at each customer premises, or
- at the same customer premises but installed on different days (different due dates).

An "Each Additional" nonrecurring charge applies per channel termination for:

- each additional channel termination ordered per customer premises, and
- each additional channel termination installed at the same time (same due date) as the first channel termination.

(c) Broadcast Digital Transport Video Service

A "First" nonrecurring charge applies per channel termination and/or per port for video enabling equipment connected to SST:

- at each customer premises, or
- at the same customer premises but installed on different days (different due dates).

An "Each Additional" nonrecurring charge applies per channel termination and/or per port for video enabling equipment connected to SST for:

- each additional channel termination ordered per customer premises and/or each additional port for video enabling equipment connected to SST ordered per customer premises, and
- each additional channel termination installed at the same time (same due date) as the first channel termination and/or each additional port for video enabling equipment connected to SST installed at the same time (same due date) as the first port for video enabling equipment connected to SST.

(T-M)

(T)

(T)

(M)

Certain material on this page formerly appeared on Page 7-189.

Certain material previously found on this page can now be found on Page 7-10.

(Filed under Transmittal No. 1046.)

Issued: February 10, 2000

Effective: February 25, 2000

7. PRIVATE LINE TRANSPORT SERVICE

7.1 GENERAL

7.1.1 RATING INFORMATION (Cont'd)

(T-M)

B. Density Pricing Zone Plan

1. Description

- a. The Density Pricing Zone Plan allows the Company pricing flexibility in states where an operational Expanded Interconnection-Collocation Service (EIC), as set forth in Section 21, exists[1]. (T)
- b. The Density Pricing Zone Plan consists of Zones 1, 2 and 3 and applies to PLTS DS1 and DS3 Services. (T)
- c. The Density Pricing Zone Plan applies to Monthly (month-to-month), as well as, DS1 Service Variable Term Pricing Plans and DS3 Service Pricing Plans. (T)
 - The DS1 and DS3 Service Density Pricing Zone rates are set forth in 7.11 and 7.12, respectfully and DS1 and DS3 Service Non-Plan rates, are applicable for states where an operational EIC Service does not exist. (T)
(T)
- d. For a DS1 or DS3 Service Transport Channel provisioned between serving wire centers in different Zones, the Zone with the highest Transport Channel mileage rate applies. (T)
- e. The Density Pricing Zones are designated by serving wire centers, as specified in NECA TARIFF F.C.C. NO. 4. (T)

[1] The Density Pricing Zone Plan is applicable for DS1 and DS3 Services in Arizona, Colorado, Iowa, Minnesota, Nebraska, New Mexico, Oregon, Utah and Washington. (M)

Certain material on this page formerly appeared on Page 7-278.
Certain material previously found on this page can now be found on Page 7-165.

7. PRIVATE LINE TRANSPORT SERVICE

7.1 GENERAL

7.1.1 RATING INFORMATION (Cont'd)

C. Minimum Periods

The minimum service period for all services except part-time and occasional Video and Audio Services, and DS1 Services, is one month. The minimum service period for part-time and occasional Video and Audio Services is one day (i.e., a continuous 24 hour period, not limited to a calendar day). The minimum service period for Voice Grade Rate Stability Plan is described in 7.4, following. The minimum service periods for DS1 are described in 7.11, following. The minimum service periods for DS3 are described in 7.12, following. The minimum service periods for SVDS are described in 7.13, following. The minimum service periods for SST are described in 7.14, following. The minimum service period for SONET Ring Service is described in 7.15, preceding.

(T-M)

(T)

(T)

(T-M)

Certain material on this page formerly appeared on Page 7-194.
Certain material previously found on this page can now be found on Page 7-166.

(Filed under Transmittal No. 1046.)

Issued: February 10, 2000

Effective: February 25, 2000

7. PRIVATE LINE TRANSPORT SERVICE

7.1 GENERAL

7.1.1 RATING INFORMATION (Cont'd)

D. Moves

A move involves a change in the physical location of one of the following:

- The Point of Termination at the customer's premises
- The customer's premises

The charges for the move are dependent on whether the move is to a new location within the same building or to a different building.

1. Moves Within the Same Building

When the move is to a new location within the same building (i.e., Point of Termination at the customer's premises), the charge for the move will be an amount equal to one-half of the nonrecurring (i.e., installation) charge for the service termination affected. There will be no change in the minimum service period requirements.

(T-M)

(T)

(T)

(M)

Certain material on this page formerly appeared on Page 7-195.
Certain material previously found on this page can now be found on Page 7-167.

7. PRIVATE LINE TRANSPORT SERVICE

7.1 GENERAL

7.1.1 RATING INFORMATION

D. Moves (Cont'd)

2. Moves to a Different Building

a. Moves of an Entire Service

Moves of an entire service to a different building for all Private Line Transport Services under month-to-month or Fixed Period Rate Plans, will be treated as a discontinuance and start of service and all associated nonrecurring charges will apply. Moves of DS1 Service, DS3 Service, Simultaneous Voice Data Service (SVDS) and Synchronous Service Transport (SST) with Fixed Period Rate Plans that qualify for use of Portability may be done as set forth in this section. As of May 29, 1995, PLTS customers subscribing to Fixed Period Rate Plans or pricing plans can move to a different building within the Company region utilizing the Termination Liability and Waiver Policy as set forth in 7.1.8, following. New minimum period requirements will be established for the new services. The customer will also remain responsible for satisfying all outstanding minimum period charges for the discontinued service.

(T-M)

(T)

(T)

(T)

(M)

Certain material on this page formerly appeared on Page 7-195.1.

Certain material previously found on this page can now be found on Page 7-168.

7. PRIVATE LINE TRANSPORT SERVICE

7.1 GENERAL

7.1.1 RATING INFORMATION

D.2. (Cont'd)

b. Moves of a Portion of a Service

Moves of a portion of a service to a different building within the same Local Access and Transport Area (LATA) for DS1, DS3, SVDS and SST Services with Fixed Period Rate Plans or pricing plans in service prior to May 29, 1995, may be eligible for Portability as described in 3., following. Moves of a portion of a service to a different building within the Company region for PLTS services installed on or after May 29, 1995, may be done utilizing the Termination Liability and Waiver Policy as set forth in 7.1.8, following.

(1) Moves of a Lower Speed Channel Termination in a Multiplexed Arrangement

When a lower speed channel termination, or SST equivalent, of a multiplexed service is moved to a different customer premises, same wire center, 100% (one hundred percent) of the CT or associated Port nonrecurring charge will apply for the channel termination, or SST equivalent, that is moved.

The new CT, or SST equivalent, must be the same transmission speed as the CT, or SST equivalent, which is being disconnected. New minimum period requirements, as set forth in 5.2.5, will apply. The addition of new CTs or Ports made in conjunction with this move will be treated as new service and appropriate nonrecurring charges and new minimum period requirements will apply for the new CTs or Ports. The customer will also remain responsible for satisfying all outstanding minimum period charges for the discontinued service.

Certain material on this page formerly appeared on Page 7-195.2.
Certain material previously found on this page can now be found on Page 7-171.

7. PRIVATE LINE TRANSPORT SERVICE

7.1 GENERAL

7.1.1 RATING INFORMATION

D.2.b. (Cont'd)

(2) Moves of the High Speed Channel Termination in a Multiplexed Arrangement

When the higher speed CT, SST Remote or CO Node, or EICT or ITP in a multiplexed arrangement is disconnected and a new CT, SST Remote or CO Node, EICT or ITP is installed at a new customer premises same, serving wire center, but the associated CO multiplexer or SST equivalent and lower speed services remain in place, the nonrecurring charge will be 100% (one hundred percent) of the CT or associated SST CO Port nonrecurring charge for the higher speed CT, SST Remote or CO Node, or EICT or ITP being installed at a new customer premises and no charge applies for each of the lower speed services that terminate on the higher speed CO multiplexer(s).

The new CT, SST Remote or CO Node, or EICT or ITP must be the same transmission speed as the CT, SST Remote or CO Node, or EICT or ITP which is being disconnected. New minimum period requirements, as set forth in 5.2.5, will apply. Any changes to the existing associated lower speed services will result in a discontinuance of the whole service and a start of new service and all associated nonrecurring charges and new minimum period requirements will apply. The addition of new lower speed CTs made in conjunction with this move will be treated as new service and appropriate nonrecurring charges and new minimum period requirements will apply for the new CTs. The customer will also remain responsible for satisfying all outstanding minimum period charges for the discontinued service.

(T-M)

(T-M)

(M-x-y)

(M)

(M-x-y)

(M)

(M)

(M-x-y)

(M)

(M)

(M-x-y)

(M-x-y)

(M)

(M)

(x) Issued under the authority of Special Permission No. 00-007.

(y) Reissued matter filed under Transmittal No. 1044 to become effective February 8, 2000.

Certain material on this page formerly appeared on Page 7-195.3.

Certain material previously found on this page can now be found on Page 7-172.

(Filed under Transmittal No. 1046.)

Issued: February 10, 2000

Effective: February 25, 2000

7. PRIVATE LINE TRANSPORT SERVICE

7.1 GENERAL

7.1.1 RATING INFORMATION

D.2.b.(2) (Cont'd)

Moves of a portion of a service will be done in accordance with a. and b., preceding, providing the following conditions are met:

- The customer must specify a coordinated move of a portion of a service,
- The central office multiplexer(s) must remain unchanged, this includes no changes to the lower speed services terminating on the central office multiplexer or change in type of multiplexer (e.g., 1x7 to a 1x1),
- The nonrecurring charges will always be billed to the customer of record of highest level of service/s and
- The customer of record for the central office multiplexer at the highest level of service is responsible for all coordination with the customer of record of the lower speed services terminating on the central office multiplexer.

A coordinated move requires that the customer of record for the central office multiplexer at the highest level of service coordinate any necessary changes in routing or termination due to the replacement of a Private Line Transport channel termination leased from the Company with an EICT or ITP, ordered from Section 21, or a different CT. Any changes required by the customer of record to the lower speed services must be done on a separate order or request to the Company either before or after the coordinated move.

(T-M)

(T)

(M)
(M-x-y)
(M-x-y)
(M)
(M)

(x) Issued under the authority of Special Permission No. 00-007.

(y) Reissued matter filed under Transmittal No. 1044 to become effective February 8, 2000.

Certain material on this page formerly appeared on Page 7-195.4.

Certain material previously found on this page can now be found on Page 7-174.

(Filed under Transmittal No. 1046.)

Issued: February 10, 2000

Effective: February 25, 2000

7. PRIVATE LINE TRANSPORT SERVICE

7.1 GENERAL

7.1.1 RATING INFORMATION

D. Moves (Cont'd)

3. Moves to a Different Building Utilizing Portability

Portability allows DS1, DS3, SVDS or SST Services with Fixed Period Rate Plans in service prior to May 29, 1995[1], to move to a different building within the same LATA without incurring discontinuance charges.

a. Portability without upgrade in capacity

(1) DS1 Service

A customer who has existing DS1 Service may choose to move either a portion of or the entire existing service without incurring discontinuance charges provided the following conditions are met:

- Both the existing and the new services are provided solely by the Company,
- The customer's request for both the disconnect order for the existing service and the new connect order for the new service are received at the same time and must specifically reference the application of Portability,
- The customer's request for the disconnect order for the existing service must reference the new connect order,
- The due date of the new connect order must be on or prior to the due date of the disconnect order,

[1] Customers with Fixed Period Rate Plans in service prior to the effective date of this Tariff, May 29, 1995, may utilize Portability, until the end of their existing term, or may utilize the Termination Liability and Waiver Policy as set forth in 7.1.8, following. At the expiration of their existing Fixed Period Rate Plan, and for all new Fixed Period Rate Plan and/or pricing plan customers as of the effective date of this Tariff, the Termination Liability and Waiver Policy must be utilized for moves to a different building.

Certain material on this page formerly appeared on Page 7-196.
Certain material previously found on this page can now be found on Page 7-175.

7. PRIVATE LINE TRANSPORT SERVICE

7.1 GENERAL

7.1.1 RATING INFORMATION

D.3.a.(1) (Cont'd)

- The new DS1 Service must be located within the same LATA as the existing service,
- The fixed period service rate plan for the new service must be established that meets or exceeds the remaining period of the fixed period service rate plan being discontinued (for example, for a DS1 Service under a 60 month Variable Term Payment Plan with 25 months remaining of the fixed service period, the fixed period service plan for the new service must be 36 months or greater) and
- The new DS1 Service's total monthly recurring rate must be greater than or equal to fifty (50%) percent of the existing service's total monthly recurring rate.

New minimum service period applies to all services moved utilizing Portability. The monthly rates for the new service will be those rates in effect at the time the new DS1 Service is installed. All nonrecurring charges apply for the new service. Should changes to either the disconnect order or the new connect order for Portability exclude one or more of the conditions above, applicable discontinuance and/or cancellation charges will be assessed.

(T-M)

(T)

(M)

Certain material on this page formerly appeared on Page 7-197.
Certain material previously found on this page can now be found on Page 7-176.

(Filed under Transmittal No. 1046.)

Issued: February 10, 2000

Effective: February 25, 2000

7. PRIVATE LINE TRANSPORT SERVICE

7.1 GENERAL

7.1.1 RATING INFORMATION

D.3.a. (Cont'd)

(2) DS3 Service

A customer who has existing DS3 Service, comprised of capacity and Per DS3 rate elements may choose to move either a portion of or the entire existing service (both the capacity and Per DS3 rate elements) without incurring discontinuance charges provided the following conditions are met:

- Both the existing and the new services are provided solely by the Telephone Company,
- The customer's request for both the disconnect order for the existing service and the new connect order for the new service are received at the same time and must specifically reference the application of Portability,
- The customer's request for the disconnect order for the existing service must reference the new connect order,
- The due date of the new connect order must be on or prior to the due date of the disconnect order,
- The new DS3 Service must be located within the same LATA as the existing service,

(T-M)

(T)

(M)

Certain material on this page formerly appeared on Page 7-198.
Certain material previously found on this page can now be found on Page 7-177.

(Filed under Transmittal No. 1046.)

Issued: February 10, 2000

Effective: February 25, 2000

7. PRIVATE LINE TRANSPORT SERVICE

7.1 GENERAL

7.1.1 RATING INFORMATION

D.3.a.(2) (Cont'd)

- A fixed period service rate plan for the new service must be established which meets or exceeds the remaining period of the fixed period service rate plan being discontinued (for example, for a DS3 Service under a 60 month DS3 Service Pricing Plan with 25 months remaining of the fixed service period, the fixed period service rate plan for the new service must be 36 months or greater),
- The new DS3 Service must have a capacity equal to or greater than the capacity of the disconnected DS3 Service and
- The new service has the same channel interface code as the service being discontinued.

New minimum service period applies to all DS3 Services moved utilizing Portability. The monthly rates for the new service will be those rates in effect at the time the new service is installed. All nonrecurring charges apply for the new service. Should changes to either the disconnect order or the new connect order for Portability exclude one or more of the conditions above, applicable discontinuance and/or cancellation charges will be assessed.

(T-M)

(T)

(M)

Certain material on this page formerly appeared on Page 7-199.
Certain material previously found on this page can now be found on Pages 7-178 and 7-183.

(Filed under Transmittal No. 1046.)

Issued: February 10, 2000

Effective: February 25, 2000

7. PRIVATE LINE TRANSPORT SERVICE

7.1 GENERAL

7.1.1 RATING INFORMATION

D.3.a. (Cont'd)

(3) Per DS3

A customer with existing DS3 Service may move an existing Per DS3 rate element from one DS3 Service to a different DS3 Service without incurring discontinuance charges provided the following conditions are met:

- Both of the DS3 Services are provided solely by the Telephone Company,
- The customer's request for both the disconnect order for the existing service and the new connect order for the new service are received at the same time and must specifically reference the application of Portability,
- The customer's request for the disconnect order for the existing service must reference the new connect order,
- The due date of the new connect order must be on or prior to the due date of the disconnect order,
- The total monthly recurring rate for the new Per DS3 rate element and any applicable Transport Channel Mileage must be greater than or equal to fifty (50%) percent of the total monthly recurring rate for the existing Per DS3 rate element and any applicable Transport Channel Mileage,

(T-M)

(T)

(M)

Certain material on this page formerly appeared on Page 7-200.
Certain material previously found on this page can now be found on Page 7-184.

(Filed under Transmittal No. 1046.)

Issued: February 10, 2000

Effective: February 25, 2000

7. PRIVATE LINE TRANSPORT SERVICE

7.1 GENERAL

7.1.1 RATING INFORMATION

D.3.a.(3) (Cont'd)

- The new Channel Terminations must be located within the same LATA as the existing service,
- A new fixed period service rate plan for the new service must be established which meets or exceeds the remaining period of the fixed period service rate plan being discontinued (for example, for a DS3 Service under a 60 month DS3 Pricing Plan with 25 months remaining of the fixed service period, the fixed period service plan for the new service must be 36 months or greater), and
- The new service has the same channel interface code as the service being discontinued.

New minimum service period applies to all Per DS3 Services moved utilizing Portability. The monthly rates for the new Per DS3 rate element will be those rates in effect at the time the new service is installed at the appropriate rate for the capacity where the Per DS3 rate element is installed. All nonrecurring charges apply for the new service. Should changes to either the disconnect order or the new connect order for Portability exclude one or more of the conditions above, applicable discontinuance and/or cancellation charges will be assessed.

(T-M)

(T)

(M)

Certain material on this page formerly appeared on Page 7-201.
Certain material previously found on this page can now be found on Page 7-185.

(Filed under Transmittal No. 1046.)

Issued: February 10, 2000

Effective: February 25, 2000

7. PRIVATE LINE TRANSPORT SERVICE

7.1 GENERAL

7.1.1 RATING INFORMATION

D.3.a. (Cont'd)

(4) Simultaneous Voice Data Service (SVDS)

(a) Portability of a portion of an existing SVDS

A customer who has existing SVDS may choose to move a portion of the existing service comprised of either a channel termination and/or an optional feature without incurring discontinuance charges provided the following conditions are met:

- Both the existing service and the new service are provided solely by the Telephone Company,
- The customer's request for the move of a portion of the existing service to a different building but remaining on the same service must specifically reference the application of Portability,
- The new SVDS location must be located within the same LATA as the existing service,
- The new service will be available only on a month-to-month basis, and
- The new SVDS channel termination and/or optional feature must have a speed equal to or greater than the speed of the disconnected SVDS.

(T-M)

(T)

(M)

Certain material on this page formerly appeared on Page 7-202.
Certain material previously found on this page can now be found on Page 7-186.

(Filed under Transmittal No. 1046.)

Issued: February 10, 2000

Effective: February 25, 2000

7. PRIVATE LINE TRANSPORT SERVICE

7.1 GENERAL

7.1.1 RATING INFORMATION

D.3.a.(4)(a) (Cont'd)

New minimum service period applies to all SVDS channel termination(s) and/or optional feature(s) moved utilizing Portability. The monthly rates for the new service will be those rates in effect at the time the new service is installed. All nonrecurring charges apply for the new service. Should changes to the order for Portability exclude one or more of the conditions above, applicable discontinuance and/or cancellation charges will be assessed.

(b) Portability of an entire existing SVDS

A customer who has existing SVDS may move the entire service without incurring discontinuance charges provided the following conditions are met:

- Both the existing service and the new service are provided solely by the Telephone Company,
- The customer's request for the disconnect of the existing service and the request of the new connect for the new service are received at the same time and must specifically reference the application of Portability,
- The customer's request for the disconnect order for the existing service must reference the new connect order,

Certain material on this page formerly appeared on 7-203.
Certain material previously found on this page can now be found on Page 7-187.

(Filed under Transmittal No. 1046.)

Issued: February 10, 2000

Effective: February 25, 2000

7. PRIVATE LINE TRANSPORT SERVICE

7.1 GENERAL

7.1.1 RATING INFORMATION

D.3.a.(4)(b) (Cont'd)

- The due date of the new connect order must be on or prior to the due date of the disconnect order,
- The new Channel Terminations must be located within the same LATA as the existing service,
- A fixed period service rate plan for the new service must be established which meets or exceeds the remaining period of the fixed period service rate plan being discontinued (for example, for a SVDS under a 60 month SVDS Pricing Plan with 25 months remaining of the fixed service period, the fixed period service plan for the new service must be 36 months or greater), and
- The new SVDS must have a speed equal to or greater than the speed of the disconnected SVDS Service.

New minimum service period applies to all SVDSs moved utilizing Portability. The monthly rates for the new service will be those rates in effect at the time the new service is installed. All nonrecurring charges apply for the new service. Should changes to either the disconnect order or the new connect order for Portability exclude one or more of the conditions above, applicable discontinuance and/or cancellation charges will be assessed.

(T-M)

(T)

(M)

Certain material on this page formerly appeared on Page 7-204.
Certain material previously found on this page can now be found on Page 7-188.

(Filed under Transmittal No. 1046.)

Issued: February 10, 2000

Effective: February 25, 2000

7. PRIVATE LINE TRANSPORT SERVICE

7.1 GENERAL

7.1.1 RATING INFORMATION

D.3.a. (Cont'd)

(5) Synchronous Service Transport (SST)

A customer who has existing SST may choose to move either a portion of or the entire existing service without incurring discontinuance charges provided the following conditions are met:

- Both the existing and the new services are provided solely by the Telephone Company,
- The customer's request for both the disconnect order for the existing service and the new connect order for the new service are received at the same time and must specifically reference the application of Portability,
- The customer's request for the disconnect order for the existing service must reference the new connect order,
- The due date of the new connect order must be on or prior to the due date of the disconnect order,
- The new SST must be located within the same LATA as the existing service,

(T-M)

(T)

(M)

Certain material on this page formerly appeared on Page 7-205.
Certain material previously found on this page can now be found on Page 7-189.

(Filed under Transmittal No. 1046.)

Issued: February 10, 2000

Effective: February 25, 2000

7. PRIVATE LINE TRANSPORT SERVICE

7.1 GENERAL

7.1.1 RATING INFORMATION

D.3.a.(5) (Cont'd)

- The fixed period service rate plan for the new service must be established that meets or exceeds the remaining period of the fixed period service rate plan being discontinued (for example, for a SST under a 60 month Variable Term Payment Plan with 25 months remaining of the fixed service period, the fixed period service plan for the new service must be 36 months or greater) and
- The new SST must have a capacity equal to or greater than the capacity of the disconnected SST.

New minimum service period applies to all services moved utilizing Portability. The monthly rates for the new service will be those rates in effect at the time the new SST is installed. All nonrecurring charges apply for the new service. Should changes to either the disconnect order or the new connect order for Portability exclude one or more of the conditions above, applicable discontinuance and/or cancellation charges will be assessed.

(T-M)

(T)

(M)

Certain material on this page formerly appeared on Page 7-206.
Certain material previously found on this page can now be found on Page 7-190.

(Filed under Transmittal No. 1046.)

Issued: February 10, 2000

Effective: February 25, 2000

7. PRIVATE LINE TRANSPORT SERVICE

7.1 GENERAL

7.1.1 RATING INFORMATION

D.3. (Cont'd)

b. Portability with upgrade in capacity

(1) DS1 Service

A customer who has existing DS1 Service may choose to move either a portion of or the entire existing service and upgrade to DS3 Service without incurring discontinuance charges provided the following conditions are met:

- Both the existing and the new services are provided solely by the Telephone Company,
- The customer's request for the disconnect order for the existing DS1 Service and the new connect order for the new DS3 Service are received at the same time and must specifically reference the application of Portability and upgrade in capacity,
- The customer's request for the disconnect order for the existing DS1 Service must reference the new connect order,
- The due date of the new connect must be on or prior to the due date of the disconnect order,
- The new Channel Terminations must be located within the same LATA as the existing service and

(T-M)

(T)

(M)

Certain material on this page formerly appeared on Page 7-207.
Certain material previously found on this page can now be found on Page 7-191.

(Filed under Transmittal No. 1046.)

Issued: February 10, 2000

Effective: February 25, 2000

7. PRIVATE LINE TRANSPORT SERVICE

7.1 GENERAL

7.1.1 RATING INFORMATION

D.3.b.(1) (Cont'd)

- The new fixed period service rate plan for the new service must be established that meets or exceeds the remaining period of the fixed period service rate plan being discontinued (for example, for a DS1 Service under a 60 month DS1 Variable Term Pricing Plan with 25 months remaining of the fixed service period, the fixed period service rate plan for the new service must be 36 months or greater).

New minimum service period applies to all DS1 Services moved to a different building in conjunction with upgrades to DS3 Service. The monthly rates for the new service will be those rates in effect at the time the new upgraded service is installed. Nonrecurring charges for an equivalent channel capacity of the existing services being upgraded to the higher speed service will not be assessed. For example, 30 DS1 Services are being upgraded to DS3 Service. A capacity of 3 is installed at the customer's request. A total of 2 Per DS3 rate elements will be installed without nonrecurring charges being assessed as it will require 2 Per DS3 rate elements to provide the equivalent channel capacity of the existing services. Nonrecurring charges will apply for capacity that exceeds the existing equivalent channel capacity. Should changes to either the disconnect order or the new connect order for Portability exclude one or more of the conditions above, applicable discontinuance and/or cancellation charges will be assessed.

(T-M)

(T)

(M)

Certain material on this page formerly appeared on Page 7-208.
Certain material previously found on this page can now be found on Pages 7-192 and 7-193.

(Filed under Transmittal No. 1046.)

Issued: February 10, 2000

Effective: February 25, 2000

7. PRIVATE LINE TRANSPORT SERVICE

7.1 GENERAL

7.1.1 RATING INFORMATION

D.3.b. (Cont'd)

(2) DS3 Service

A customer who has existing DS3 Service, comprised of capacity and Per DS3 rate elements may choose to move either a portion of or the entire existing DS3 Service (both the capacity and Per DS3 rate elements) and upgrade in capacity without incurring discontinuance charges provided the following conditions are met:

- Both the existing and the new services are provided solely by the Telephone Company,
- The customer's request for both the disconnect order for the existing service and the new connect order for the new service are received at the same time and must specifically reference the application of Portability and upgrade in capacity,
- The customer's request for the disconnect order for the existing service must reference the new connect order,
- The due date of the new connect order must be on or prior to the due date of the disconnect order,
- The new Channel Terminations must be located within the same LATA as the existing service,

Certain material on this page formerly appeared on Page 7-209.
Certain material previously found on this page can now be found on Page 7-193.

(Filed under Transmittal No. 1046.)

Issued: February 10, 2000

Effective: February 25, 2000

7. PRIVATE LINE TRANSPORT SERVICE

7.1 GENERAL

7.1.1 RATING INFORMATION

D.3.b.(2) (Cont'd)

- The fixed period service rate plan for the new service must be established that meets or exceeds the remaining period of the fixed period service rate plan being discontinued (for example, for a DS3 Service under a 60 month DS3 Pricing Plan with 25 months remaining of the fixed service period, the fixed period service plan for the new service must be 36 months or greater),
- The equivalent channel capacity of the new service is greater than the equivalent channel capacity of the disconnected service and
- The new service has the same channel interface code as the service being discontinued.

New minimum service period applies to all DS3 Services moved to a different building utilizing Portability in conjunction with upgrades. The monthly rates for the new service will be those rates in effect at the time the new upgraded service is installed. All nonrecurring charges as set forth in 7.12.4 apply for the new service. Should changes to either the disconnect order or the new connect order for Portability exclude one or more of the conditions above, applicable discontinuance and/or cancellation charges will be assessed.

(T-M)

(T)

(T)

(M)

Certain material on this page formerly appeared on Page 7-210.
Certain material previously found on this page can now be found on Page 7-194.

(Filed under Transmittal No. 1046.)

Issued: February 10, 2000

Effective: February 25, 2000

7. PRIVATE LINE TRANSPORT SERVICE

7.1 GENERAL

7.1.1 RATING INFORMATION

D.3.b. (Cont'd)

(3) SST

A customer who has existing SST may choose to move either a portion of or the entire existing SST and upgrade in SST bandwidth capacity or upgrade to an equivalent or a greater capacity Self Healing Network Service (SHNS), without incurring discontinuance charges provided the following conditions are met:

- Both the existing and the new services are provided solely by the Telephone Company,
- The customer's request for both the disconnect order for the existing service and the new connect order for the new service are received at the same time and must specifically reference the application of Portability and upgrade in capacity,
- The customer's request for the disconnect order for the existing service must reference the new connect order,
- The due date of the new connect order must be on or prior to the due date of the disconnect order,

(T-M)

(T)

(M)

Certain material on this page formerly appeared on Page 7-211.
Certain material previously found on this page can now be found on Page 7-195.

(Filed under Transmittal No. 1046.)

Issued: February 10, 2000

Effective: February 25, 2000

7. PRIVATE LINE TRANSPORT SERVICE

7.1 GENERAL

7.1.1 RATING INFORMATION

D.3.b.(3) (Cont'd)

- The new service must be located within the same LATA as the existing service,
- The fixed period service rate plan for the new service must be established that meets or exceeds the remaining period of the fixed period service rate plan being discontinued (for example, for a SST under a 60 month SST Pricing Plan with 25 months remaining of the fixed service period, the fixed period service plan for the new service must be 36 months or greater), and
- The equivalent channel capacity of the new service is greater than the equivalent channel capacity of the disconnected service.

New minimum service period applies to all SST services moved to a different building utilizing Portability in conjunction with upgrades. The monthly rates for the new service will be those rates in effect at the time the new upgraded service is installed. All nonrecurring charges as set forth in 7.14.3 apply for the new service. Should changes to either the disconnect order or the new connect order for Portability exclude one or more of the conditions above, applicable discontinuance and/or cancellation charges will be assessed.

(T-M)

(T)

(T)

(M)

Certain material on this page formerly appeared on Page 7-212.
Certain material previously found on this page can now be found on Page 7-196.

(Filed under Transmittal No. 1046.)

Issued: February 10, 2000

Effective: February 25, 2000

7. PRIVATE LINE TRANSPORT SERVICE

7.1 GENERAL

7.1.1 RATING INFORMATION

D.3. (Cont'd)

c. Moves of an existing Central Office Multiplexer utilizing Portability

(1) DS1 Service

A customer who has existing DS1 Service with Central Office Multiplexer may choose to move the Central Office Multiplexer without incurring discontinuance charges provided the following conditions are met:

- Both the existing service and the new service are provided solely by the Telephone Company,
- The customer's request for the disconnect order for the existing DS1 Service Central Office Multiplexer and the associated order for the new DS1 Service Central Office Multiplexer are received at the same time and must specifically reference the application of Portability,
- The customer's request for the disconnect order for the existing DS1 Service Central Office Multiplexer must reference the associated order,
- The due date of the associated order must be on or prior to the due date of the disconnect order,
- The new Central Office Multiplexers must be located within the same LATA as the existing service, and
- The new fixed period service rate plan for the new Central Office Multiplexer must be established that meets or exceeds the remaining period of the fixed period service rate plan being discontinued (for example, for a DS1 Service with Central Office Multiplexer under a 60 month DS1 Variable Term Pricing Plan with 25 months remaining of the fixed service period, the fixed period service rate plan for the new Central Office Multiplexer must be 36 months or greater).

Certain material on this page formerly appeared on Page 7-213.
Certain material previously found on this page can now be found on Pages 7-179 and 7-180.

(Filed under Transmittal No. 1046.)

Issued: February 10, 2000

Effective: February 25, 2000

7. PRIVATE LINE TRANSPORT SERVICE

7.1 GENERAL

7.1.1 RATING INFORMATION

D.3.c.(1) (Cont'd)

When the move of a multiplexer that was requested and provisioned as an optional feature of a DS1 Service is ordered utilizing Portability, the existing DS1 Service must be retained for the remainder of the fixed period service. For example, a DS1 Service comprised of a Channel Termination and multiplexer was installed. The customer has reconfigured their network and no longer has a requirement for the multiplexer at the existing location but still needs a DS1 Channel Termination. The customer could request that the Central Office Multiplexer be moved from the existing location to a new location utilizing Portability provided that the original DS1 Service is retained.

When the move of a multiplexer that was provisioned as a DS1 Service is ordered utilizing Portability, the multiplexer must be moved in accordance with all Portability requirements. For example, a DS1 Service comprised of a Central Office Multiplexer was installed. The customer has reconfigured their network and no longer has a requirement for the multiplexer at the existing location. The customer could request that the DS1 Service, which is comprised only of the Central Office Multiplexer, be moved from the existing location to a new location utilizing Portability.

New minimum service period applies to all DS1 Service Central Office Multiplexers moved to a different building. The monthly rates for the new Central Office Multiplexer will be those rates in effect at the time the new upgraded Central Office Multiplexer is installed. All nonrecurring charges as set forth in 7.11.4 apply for the new Central Office Multiplexer. Should changes to either the disconnect order or the new connect order for Portability exclude one or more of the conditions above, applicable discontinuance and/or cancellation charges will be assessed.

(T-M)

(T)

(T)

(M)

Certain material on this page formerly appeared on Page 7-214.
Certain material previously found on this page can now be found on Pages 7-181 and 7-182.

(Filed under Transmittal No. 1046.)

Issued: February 10, 2000

Effective: February 25, 2000

7. PRIVATE LINE TRANSPORT SERVICE

7.1 GENERAL

7.1.1 RATING INFORMATION

D.3.c. (Cont'd)

(2) DS3 Service

A customer who has existing DS3 Service with Central Office Multiplexer may choose to move the Central Office Multiplexer without incurring discontinuance charges provided the following conditions are met:

- Both the existing service and the new service are provided solely by the Telephone Company,
- The customer's request for the disconnect order for the existing DS3 Service Central Office Multiplexer and the associated order for the new DS3 Service Central Office Multiplexer are received at the same time and must specifically reference the application of Portability,
- The customer's request for the disconnect order for the existing DS3 Service Central Office Multiplexer must reference the associated order,
- The due date of the associated order must be on or prior to the due date of the disconnect order,
- The new Central Office Multiplexer must be located within the same LATA as the existing service, and

(T-M)

(T)

(M)

Certain material on this page formerly appeared on Page 7-215.
Certain material previously found on this page can now be found on Page 7-219.

(Filed under Transmittal No. 1046.)

Issued: February 10, 2000

Effective: February 25, 2000

7. PRIVATE LINE TRANSPORT SERVICE

7.1 GENERAL

7.1.1 RATING INFORMATION

D.3.c.(2) (Cont'd)

- The new fixed period service rate plan for the new Central Office Multiplexer must be established that meets or exceeds the remaining period of the fixed period service rate plan being discontinued (for example, for a DS3 Service with Central Office Multiplexer under a 60 month DS3 Service Pricing Plan with 25 months remaining of the fixed service period, the fixed service period rate plan for the new Central Office Multiplexer must be 36 months or greater).

When the move of a multiplexer that was requested and provisioned as an optional feature of a DS3 Service is ordered utilizing Portability, the existing DS3 Service must be retained for the remainder of the fixed period service. For example, a customer with DS3 Service comprised of a Channel Termination and multiplexer, reconfigures their network and no longer has a requirement for the multiplexer at the existing location but still needs a DS3 Channel Termination. The customer could request that the Central Office Multiplexer be moved from the existing location to a new location utilizing Portability provided that the original DS3 Service is retained.

When the move of a multiplexer that was provisioned as a DS3 Service is ordered utilizing Portability, the multiplexer must be moved in accordance with all Portability requirements. For example, a customer with a DS3 Service comprised of a Central Office Multiplexer reconfigures their network and no longer has a requirement for the multiplexer at the existing location. The customer could request that the DS3 Service, which is comprised only of the Central Office Multiplexer, be moved from the existing location to a new location utilizing Portability.

(T-M)

(T)

(M)

Certain material on this page formerly appeared on Page 7-216.
Certain material previously found on this page can now be found on Page 7-220.

(Filed under Transmittal No. 1046.)

Issued: February 10, 2000

Effective: February 25, 2000

7. PRIVATE LINE TRANSPORT SERVICE

7.1 GENERAL

7.1.1 RATING INFORMATION

D.3.c.(2) (Cont'd)

New minimum service period applies to all DS3 Service Central Office Multiplexers moved to a different building. The monthly rates for the new Central Office Multiplexer will be those rates in effect at the time the new upgraded Central Office Multiplexer is installed. All nonrecurring charges as set forth in 7.12.4 apply for the new Central Office Multiplexer. The new Central Office Multiplexer will be provisioned with at least the minimum 1XN capability for DS1 Clear Channel as the multiplexer whose move is being requested utilizing Portability. Should changes to either the disconnect order or the new connect order for Portability exclude one or more of the conditions above, applicable discontinuance and/or cancellation charges will be assessed.

(T-M)

(T)

(T)

(M)

Certain material on this page formerly appeared on Page 7-217.
Certain material previously found on this page can now be found on Page 7-221.

7. PRIVATE LINE TRANSPORT SERVICE

7.1 GENERAL

7.1.1 RATING INFORMATION (Cont'd)

E. Mileage Measurement

The mileage to be used to determine the monthly rate for the Transport Channel is calculated on the airline distance between the locations involved, i.e., the serving wire centers associated with two customer designated premises, a serving wire center associated with a customer designated premises and a Telephone Company Hub, or two Telephone Company Hubs. The serving wire center associated with a customer designated premises is the serving wire center from which the customer designated premises would normally obtain dial tone.

Mileage is shown in terms of mileage bands. To determine the rate to be billed, first compute the mileage using the V&H coordinates method, as set forth in the National Exchange Carrier Association, Inc. Tariff F.C.C. No. 4, then find the band into which the computed mileage falls, and apply the rates shown for that band. When the calculation results in a fraction of a mile, always round up to the next whole mile before determining the mileage band and applying the rate.

When Hubs are involved, mileage is computed and rates applied separately for each section of the Transport Channel, i.e., customer designated premises serving wire center to Hub, Hub to Hub and/or Hub to customer designated premises, a serving wire center. However, when any service is routed through a Hub for purposes other than customer specified bridging or multiplexing (e.g., the Telephone Company chooses to so route for test access purposes), rates will be applied only to the distance calculated between the serving wire centers associated with the customer designated premises.

(T-M)

(T)

(T)

(M)

Certain material on this page formerly appeared on Page 7-219.
Certain material previously found on this page can now be found on Page 7-228.

(Filed under Transmittal No. 1046.)

Issued: February 10, 2000

Effective: February 25, 2000

7. PRIVATE LINE TRANSPORT SERVICE

7.1 GENERAL

7.1.1 RATING INFORMATION (Cont'd)

F. Spread of Nonrecurring Charges and Prepayment Discount

1. Spread of Nonrecurring Charges

At the customer's request, nonrecurring charges for PLTS provided under a Pricing Plan may be amortized over the term of the fixed period and billed monthly. Nonrecurring charges billed in this manner (i.e., as an annuity), shall be subject to interest charges which the Company will include in each monthly installment.

The Company will calculate the monthly annuity, including principal and interest, using the following Annuity from a Present Amount formula:

$$\text{Monthly Annuity} = (\text{Nonrecurring Charge}) \frac{\frac{i}{12} \left(1 + \frac{i}{12}\right)^n}{\left(1 + \frac{i}{12}\right)^n - 1}$$

In the above formula, the variable "i" is the Company's Pretax Incremental Cost of Capital rate in effect when the monthly annuity amount is calculated. The variable "n" (an exponent) is the term of the fixed period in months.

The monthly NRC annuity amount is calculated and billed separately from the customer's Regional Commitment Program or SRS Partnership Program.

Certain material on this page formerly appeared on Page 7-286.12.
Certain material previously found on this page can now be found on Page 7-229.

(Filed under Transmittal No. 1046.)

Issued: February 10, 2000

Effective: February 25, 2000

7. PRIVATE LINE TRANSPORT SERVICE

7.1 GENERAL

7.1.1 RATING INFORMATION

F.1. (Cont'd)

If the customer discontinues PLTS, changes to a lower speed service, moves or upgrades service, prior to the completion of the fixed period, the total remaining unpaid monthly annuity payments for the recovery of the nonrecurring charge must be paid immediately as a one-time charge. The Company will calculate this one-time charge using the following Present Value of an Annuity formula:

$$\text{One-time Charge} = (\text{Monthly Annuity}) \frac{\left(1 + \frac{i}{12}\right)^n - 1}{\frac{i}{12} \left(1 + \frac{i}{12}\right)^n}$$

In the formula directly above, the variable "i" is the Company's Pretax Incremental Cost of Capital in effect when the one-time charge amount is calculated. The variable "n" (an exponent) is the total number of remaining unpaid monthly annuity payments.

(T-M)

(T)

(M)

Certain material on this page formerly appeared on Page 7-286.13.
Certain material previously found on this page can now be found on Page 7-230.

(Filed under Transmittal No. 1046.)

Issued: February 10, 2000

Effective: February 25, 2000

7. PRIVATE LINE TRANSPORT SERVICE

Certain material previously found on this page can now be found on Page 7-244.

(Filed under Transmittal No. 1046.)

Issued: February 10, 2000

Effective: February 25, 2000

7. PRIVATE LINE TRANSPORT SERVICE

Certain material previously found on this page can now be found on Page 7-245.

(Filed under Transmittal No. 1046.)

Issued: February 10, 2000

Effective: February 25, 2000

7. PRIVATE LINE TRANSPORT SERVICE

Certain material previously found on this page can now be found on Page 7-246.

(Filed under Transmittal No. 1046.)

Issued: February 10, 2000

Effective: February 25, 2000

7. PRIVATE LINE TRANSPORT SERVICE

Certain material previously found on this page can now be found on Page 7-247.

(Filed under Transmittal No. 1046.)

Issued: February 10, 2000

Effective: February 25, 2000

7. PRIVATE LINE TRANSPORT SERVICE

Certain material previously found on this page can now be found on Page 7-259.

(Filed under Transmittal No. 1046.)

Issued: February 10, 2000

Effective: February 25, 2000

7. PRIVATE LINE TRANSPORT SERVICE

Certain material previously found on this page can now be found on Page 7-259.1.

(Filed under Transmittal No. 1046.)

Issued: February 10, 2000

Effective: February 25, 2000

7. PRIVATE LINE TRANSPORT SERVICE

Certain material previously found on this page can now be found on Page 7-260.

(Filed under Transmittal No. 1046.)

Issued: February 10, 2000

Effective: February 25, 2000

7. PRIVATE LINE TRANSPORT SERVICE

7.1 GENERAL

7.1.1 RATING INFORMATION

F. Spread of Nonrecurring Charges and Prepayment Discount (Cont'd)

2. Prepayment Discount

At the customer's request, recurring rates for PLTS provided under a Pricing Plan may be prepaid in whole or in part. The Company will calculate the prepayment amount using the following Present Value of an Annuity formula:

$$\text{Prepayment} = (\text{Recurring Rate}) \frac{\left(1 + \frac{i}{12}\right)^n - 1}{\frac{i}{12} \left(1 + \frac{i}{12}\right)^n}$$

In the above formula, the variable "i" is equal to the Treasury rate plus a prepayment premium expressed as an Annual Percentage Rate (APR). The variable "n" (an exponent) is a fixed period in months for which the customer requests to prepay the recurring rate in whole or in part.

If the customer discontinues the prepaid service in whole or in part prior to the expiration of the original fixed period, the Company will calculate the Present Value of an Annuity refund amount by using the same rate at which the prepayment was initially calculated. From this credit, Termination Liability charges as specified in 7.1.8, preceding, are subtracted. If a credit balance remains, the Company will return it to the customer.

Certain material on this page formerly appeared on Page 7-286.14.
Certain material previously found on this page can now be found on Page 7-274.

(Filed under Transmittal No. 1046.)

Issued: February 10, 2000

Effective: February 25, 2000

7. PRIVATE LINE TRANSPORT SERVICE

7.1 GENERAL

(T-M)

7.1.2 MISCELLANEOUS CHARGES AND CREDITS

A. Individual Case Filings

(T)

Rates and charges for Private Line Transport Service provided on an individual case basis are filed following:

1. Arizona
2. Colorado
3. Idaho
4. Iowa
5. Minnesota

(T)

(T)

CASE NO: 86-1 **NAME:** AT&T **EFFECTIVE:** April 30, 1986

DESCRIPTION: 5 DS1C Services between St. Cloud, MN hubbing office and the independent company in Alexandria, MN.

RATE ELEMENT	USOC	NONRECURRING	MONTHLY
5 DS1C-DS1 multiplexers Channel Mileage			
• Fixed	1LOND	—	\$110.40
• Per mile	1LOND	—	59.35
Multiplexing	MXHND	—	98.05

(M)

Certain material found on this page formerly appeared on Page 7-458.

(Filed under Transmittal No. 1046.)

Issued: February 10, 2000

Effective: February 25, 2000

7. PRIVATE LINE TRANSPORT SERVICE

7.1 GENERAL

7.1.2 MISCELLANEOUS CHARGES AND CREDITS

A. Individual Case Filings (Cont'd)

6. Montana
7. Nebraska
8. New Mexico
9. North Dakota
10. Oregon
11. South Dakota
12. Utah
13. Washington
14. Wyoming

(T-M)

(T-M)

Certain material found on this page formerly appeared on Page 7-459.

(Filed under Transmittal No. 1046.)

Issued: February 10, 2000

Effective: February 25, 2000

7. PRIVATE LINE TRANSPORT SERVICE

7.1 GENERAL

7.1.2 MISCELLANEOUS CHARGES AND CREDITS (Cont'd)

B. Design Layout Report

1. Description

At the request of the customer, the Company will provide to the customer the make-up of the facilities and services provided under this Tariff as Private Line Transport Service to aid the customer in designing its overall service. This information will be provided in the form of a Design Layout Report. A Mechanized Design Layout Report will be data transmitted to the customer at no charge, and will be reissued or updated whenever these facilities are materially changed. Additional copies of the mechanized Design Layout Report will be data transmitted at the customer's request for a charge per mechanized Design Layout Report transmitted.

At the customer's option, a hard paper copy of the Design Layout Report will be provided to the customer. The charge per Design Layout Report is set forth, following.

	USOC	NONRECURRING CHARGE
2. Rates		
• Additional Mechanized copies	DLZAX	\$2.09
• Hard copy report	DLZHX	4.01

Certain material found on this page formerly appeared on Pages 7-18 and 7-404.

(Filed under Transmittal No. 1046.)

Issued: February 10, 2000

Effective: February 25, 2000

7. PRIVATE LINE TRANSPORT SERVICE

7.1 GENERAL

7.1.2 MISCELLANEOUS CHARGES AND CREDITS (Cont'd)

C. Message Station Equipment Recovery Charge

1. Description

The Message Station Equipment Recovery Charge is a charge to recover that portion of message station equipment that is assigned to Special Access Service.

Pursuant to CC Docket 83-1145 Memorandum Opinion and Order adopted by the Federal Communications Commission on November 8, 1984 and released on November 9, 1984, this charge is assessed only to those customers to which the Special Access Surcharge applies.

2. Rates

- Per Private Line Transport Surcharge Assessed

USOC	MONTHLY RATE
------	-----------------

UTM	\$3.60
-----	--------

(T-M)

(T)

(T)

(T)

(M)

Certain material found on this page formerly appeared on Pages 7-194 and 7-403.

(Filed under Transmittal No. 1046.)

Issued: February 10, 2000

Effective: February 25, 2000

7. PRIVATE LINE TRANSPORT SERVICE

7.1 GENERAL

7.1.2 MISCELLANEOUS CHARGES AND CREDITS (Cont'd)

D. Rollover

1. Description

A rollover allows for a lower speed service (i.e., Voice Grade Service, Digital Data Service, DS1 Service, DS3 Service, Simultaneous Voice Data Service or SONET Ring Service) to be either placed onto a higher speed service or moved from one higher speed service to a different higher speed service or moved to a different channel on the same multiplexed service.

Should the customer request to have work performed which involves the change of an:

- Existing Voice Grade Service (i.e., Standard or WATS) onto a multiplexed DS1 Service, or
- Existing Digital Data Service onto a multiplexed DS1 Service, or
- Existing Simultaneous Voice Data Service onto a multiplexed DS1 Service, or
- Existing DS1 Service or DS3 Service onto a multiplexed higher speed facility, in this Section and/or Section 15, following,
- Existing SRS 1.544 onto an SRS multiplexed higher speed facility, and

(T-M)

(T)

(M)

Certain material found on this page formerly appeared on Page 7-187.
Certain material previously found on this page can now be found on Page 7-279.

(Filed under Transmittal No. 1046.)

Issued: February 10, 2000

Effective: February 25, 2000

7. PRIVATE LINE TRANSPORT SERVICE

7.1 GENERAL

7.1.2 MISCELLANEOUS CHARGES AND CREDITS

D.1. (Cont'd)

All of the following conditions are met, a rollover charge will apply to the lower speed service as specified, following:

- The services are provided between the same customer locations as the original service(s), and
- All rollovers are performed at the same Company Central Office location, and
- All services involved in the rollover are provided by the Company.

Discontinuance regulations as set forth in 7.1.3.A., following, will apply and discontinuance charges will be assessed, if applicable in addition to the rollover charges.

(T-M)

(T)

(T)

(M)

Certain material found on this page formerly appeared on Page 7-188.
Certain material previously found on this page can now be found on Page 7-280.

(Filed under Transmittal No. 1046.)

Issued: February 10, 2000

Effective: February 25, 2000

7. PRIVATE LINE TRANSPORT SERVICE

7.1 GENERAL

7.1.2 MISCELLANEOUS CHARGES AND CREDITS

D. Rollover (Cont'd)

	USOC	NONRECURRING CHARGE	
2. Rates			(T)
a. Rollover of existing Voice Grade Service onto a multiplexed DS1 Service, per service termination affected for either a two-wire or four-wire service			(T)
• Standard Voice/WATS	NR6RA	\$ 57.76	
b. Rollover of existing Digital Data Service onto a multiplexed DS1 Service, per service termination affected			(T)
• 2.4, 4.8, 9.6, 19.2, 56, 64 kbps	NR6RB	65.00	
c. Rollover of existing Simultaneous Voice Data Service onto a multiplexed DS1 Service, per service termination affected			(T)
• 2.4, 4.8, 9.6, 19.2 kbps	NR6RS	200.00	(M)

Certain material found on this page formerly appeared on Page 7-402.
 Certain material previously found on this page can now be found on Page 7-281.

(Filed under Transmittal No. 1046.)

Issued: February 10, 2000

Effective: February 25, 2000

7. PRIVATE LINE TRANSPORT SERVICE

7.1 GENERAL

7.1.2 MISCELLANEOUS CHARGES AND CREDITS

D.2. (Cont'd)

USOC

- d. Rollover of existing DS1 Service or
DS3 Service to a multiplexed higher facility

- DS1 Service onto a multiplexed higher facility NR6RC
- DS3 Service onto a multiplexed higher facility NR6R1

NONRECURRING CHARGES[1]

	NON-PLAN	ZONE 1	ZONE 2	ZONE 3
• Per termination affected	\$122.50	\$122.50	\$122.50	\$122.50

USOC

- e. Rollover of existing DS1 Service
onto a multiplexed DS3 Service
and included in DS1 NetPlan Plan A[2]

NR6RO

NONRECURRING CHARGES[1]

	NON-PLAN	ZONE 1	ZONE 2	ZONE 3
• Per DS1 Service termination affected	\$61.25	\$61.25	\$61.25	\$61.25

[1] Nonrecurring charges for Non-Plan and Zones 1, 2 and 3 apply as set forth in 7.1.1.B.

[2] DS1 NetPlan Plan B Rollover nonrecurring charges are waived at 100%, and Plan A and Plan C Rollover nonrecurring charges are waived at 50%, as set forth in 7.1.3.A.

Certain material found on this page formerly appeared on Page 7-402.1.
Certain material previously found on this page can now be found on Page 7-282.

7. PRIVATE LINE TRANSPORT SERVICE

7.1 GENERAL

7.1.2 MISCELLANEOUS CHARGES AND CREDITS

D.2. (Cont'd)

	USOC	NONRECURRING CHARGE	(T-M)
f. Rollover of existing SRS to an SRS multiplexed higher facility			(T)
• 1.544 Mbps SRS onto an SRS multiplexed higher facility	NR6RR	\$122.50	(M)

Certain material found on this page formerly appeared on Page 7-402.2.
 Certain material previously found on this page can now be found on Page 7-283.

(Filed under Transmittal No. 1046.)

Issued: February 10, 2000

Effective: February 25, 2000

7. PRIVATE LINE TRANSPORT SERVICE

7.1 GENERAL

7.1.2 MISCELLANEOUS CHARGES AND CREDITS (Cont'd)

E. Surcharge for Private Line Transport Service

1. General

In addition to the rates and charges described in 7.1.1.A., there is a monthly Private Line Transport Surcharge that may apply to Private Line Transport Service. The Private Line Transport Surcharge compensates the Telephone Company for use of the local exchange network when Private Line Transport Service is connected to a PBX or equivalent device which is capable of interconnecting the Private Line Transport Service with local exchange service.

The Telephone Company will automatically bill the surcharge on each Private Line Transport Service installed irrespective of whether the interconnection capability exists in the customer's premises equipment or in a Centrex-CO type switch unless written certification is received from the customer certifying exemption status as set forth in B., following.

2. Private Line Transport Surcharge Exemptions

The Private Line Transport Service will be exempted from the surcharge if the customer provides the Telephone Company written certification that the Private Line Transport Service termination is one of the following:

- a. An open-end termination in a Telephone Company switch of an FX line, including CCSA and CCSA-equivalent ONALs; or
- b. An analog channel termination that is used for radio or television program transmission; or

Certain material found on this page formerly appeared on Page 7-190.
Certain material previously found on this page can now be found on Page 7-284.

(Filed under Transmittal No. 1046.)

Issued: February 10, 2000

Effective: February 25, 2000

7. PRIVATE LINE TRANSPORT SERVICE

7.1 GENERAL

7.1.2 MISCELLANEOUS CHARGES AND CREDITS

E.2. (Cont'd)

- c. A termination used for TELEX service; or
 - d. A termination that by the nature of its operating characteristics could not make use of Telephone Company common lines; or
 - e. Termination that interconnects either directly or indirectly to the local exchange network where the usage is subject to Carrier Common Line charge such as, where the Private Line Transport Service accesses only Lineside Access and no local exchange lines, or Private Line Transport Service between customer points of termination or Private Line Transport Service connecting CCSA or CCSA-type equipment (inter-machine trunks); or
 - f. A termination that the customer certifies to the Telephone Company is not connected to a PBX or other device capable of interconnecting the Private Line Transport facility to a local exchange subscriber line.
3. Exemption Certification
- a. Private Line Transport Services which are terminated as set forth in B., preceding, will be exempted from the Private Line Transport Surcharge if the customer provides the Telephone Company with a written notification certifying exemption. Such notification shall be provided by the customer (1) at the time the Private Line Transport Service is ordered or installed; (2) at such time as the Private Line Transport Service is reterminated to a device not capable of interconnecting to the local exchange network, or (3) at such time as the Private Line Transport Service becomes associated with a Switched Access Service that is subject to Carrier Common Line charges.

(T-M)

(T)

(T)

(T)

(T)

(T)

(M)

Certain material found on this page formerly appeared on Page 7-191.
Certain material previously found on this page can now be found on Page 7-285.

(Filed under Transmittal No. 1046.)

Issued: February 10, 2000

Effective: February 25, 2000

7. PRIVATE LINE TRANSPORT SERVICE

7.1 GENERAL

7.1.2 MISCELLANEOUS CHARGES AND CREDITS

E.3. (Cont'd)

b. If written certification is not received at the time the Private Line Transport Service is obtained, the surcharge will be applied. Exempt status will become effective on the certification date indicated by the customer, subject to the regulations in 4., following.

c. The exemption certification is to be provided by the customer ordering the service. The certification must be signed by the customer or authorized representative and include the category of exemption, as set forth in B., preceding, for each termination, and the date which the exemption is effective.

d. The customer shall also notify the Telephone Company when an exempted Private Line Transport Service is changed or reterminated such that the exemption is no longer applicable.

4. Crediting the Surcharge

The Telephone Company will cease billing the Private Line Transport Surcharge when certification that the Private Line Transport Service has become exempt from the surcharge, as set forth in 2., preceding, is received. If the status of the Private Line Transport Service was changed prior to receipt of the exemption certification, the Telephone Company will credit the customer's account, not to exceed ninety (90) days, based on the effective date of the change specified by the customer in the letter of certification.

(T-M)

(T)

(T)

(T)

(T)

(T)

(T)

(M)

Certain material found on this page formerly appeared on Page 7-192.
Certain material previously found on this page can now be found on Page 7-285.1.

(Filed under Transmittal No. 1046.)

Issued: February 10, 2000

Effective: February 25, 2000

1801 California Street, Denver, Colorado 80202

7. PRIVATE LINE TRANSPORT SERVICE

7.1 GENERAL

7.1.2 MISCELLANEOUS CHARGES AND CREDITS

E. Surcharge for Private Line Transport Service (Cont'd)

5. Application of Rates

- a. The monthly Private Line Transport Surcharge applies to Private Line Transport Services arranged, as set forth in 1., preceding, on a per voice equivalent basis as shown in the following example:

PRIVATE LINE TRANSPORT SERVICE	VOICE GRADE EQUIVALENT		SURCHARGE	MONTHLY CHARGE
Voice Grade	1	X	\$25.00	\$ 25.00
DS1	24	X	25.00	600.00
DS3	672	X	25.00	16,800.00

- b. In the case of multipoint Private Line Transport Service, one Private Line Transport Surcharge will apply for each termination at a customer designated premises except that no surcharge applies at the customer designated premises at which the Private Line Transport Service is connected to Interstate Service.
- c. The Company will bill the surcharge to the customer who orders the Private Line Transport Service unless the service is exempt as set forth in 2., preceding.

Certain material found on this page formerly appeared on Page 7-193.
Certain material previously found on this page can now be found on Pages 7-307 and 7-308.

(Filed under Transmittal No. 1046.)

Issued: February 10, 2000

Effective: February 25, 2000

7. PRIVATE LINE TRANSPORT SERVICE

7.1 GENERAL

7.1.2 MISCELLANEOUS CHARGES AND CREDITS

E. Surcharge for Private Line Transport Service (Cont'd)

	USOC	MONTHLY RATE	(T-M) (T) (T) (M)
6. Surcharge Rate			
• Per Voice Equivalent Line	\$25	\$25.00	

Certain material found on this page formerly appeared on Page 7-403.
Certain material previously found on this page can now be found on Page 7-309.

(Filed under Transmittal No. 1046.)

Issued: February 10, 2000

Effective: February 25, 2000

7. PRIVATE LINE TRANSPORT SERVICE

7.1 GENERAL

7.1.2 MISCELLANEOUS CHARGES AND CREDITS (Cont'd)

F. Service Interruptions and Credits

1. General

A service is interrupted when it becomes unusable to the customer because of a failure of one or more facility components used to furnish service under this Tariff. An interruption period starts when an inoperative service is reported to the Company, and ends when the service is operative excluding the following:

- customer requested monitoring and
- other times when the service or customer's premises is not available for testing or repair of the service.

Reports of an inoperative service will be taken only from the customer of record for that particular service.

Refer to 7.1.2.F. for Service Interruption and Credits, including Service Guarantee-Repair, for regulations and credits that apply to services in Section 7. Those services include, but are not limited to: Low Speed Data, Voice Grade, Digital Data, DS1, DS3, Video, SONET Ring Services, and Synchronous Service Transport.

2. When a Credit Allowance Applies

The credit allowance(s) for an interruption or for a series of interruptions shall not exceed any applicable monthly charges for the service interrupted in any one monthly billing period except as specified in Service Guarantee-Repair, following.

(T-M)

(T)

(T)

(T)

(T)

(T-M)

Certain material found on this page is duplicated from Page 2-57.
Certain material previously found on this page can now be found on Page 7-310.

(Filed under Transmittal No. 1046.)

Issued: February 10, 2000

Effective: February 25, 2000

1801 California Street, Denver, Colorado 80202

7. PRIVATE LINE TRANSPORT SERVICE

7.1 GENERAL

7.1.2 MISCELLANEOUS CHARGES AND CREDITS

F.2. (Cont'd)

a. Analog PLTS-Audio and Video Service Daily Rated

For Analog PLTS- Audio and Video Service, when daily rates are applicable, no credit shall be allowed for an interruption of less than 30 seconds. The customer shall be credited for an interruption of 30 seconds or more as follows:

- (1) For two-point services, when daily rates are applicable, the credit shall be at the rate of 1/288 of the total of all daily rate elements that are inoperative for each period of five (5) minutes or major fraction thereof that the interruption continues.
- (2) For multipoint services, when daily rates are applicable, the credit shall be at the rate of 1/288 of the total of all daily rate elements that are inoperative for each period of five (5) minutes or major fraction thereof that the interruption continues.
- (3) For multipoint Audio services, when daily rates are applicable, the credit includes the charges for the distribution amplifier only when the distribution amplifier is inoperative.
- (4) When two or more interruptions occur during a period of five (5) consecutive minutes, such multiple interruptions shall be considered as one interruption.

(T-M)

(T)

(T)

(T)

(T)

(T)
(M)

Certain material on this page formerly appeared on Page 2-59.
Certain material previously found on this page can now be found on Page 7-311.

(Filed under Transmittal No. 1046.)

Issued: February 10, 2000

Effective: February 25, 2000

7. PRIVATE LINE TRANSPORT SERVICE

7.1 GENERAL

7.1.2 MISCELLANEOUS CHARGES AND CREDITS

F.2 (Cont'd)

b. PLTS SHARP and SHARP Plus

For Private Line Transport Service Self-Healing Alternate Route Protection (SHARP) and SHARP Plus, out of service credit will apply when the customer experiences a service interruption and the system fails to switch to the protected electronics and/or facilities within one second. The protected electronics and/or facilities are between the Company's point of termination located on the customer premises and/or the Company's Wire Center(s) associated with the SHARP option. Such credit will be based on information provided by the network surveillance system associated with SHARP and SHARP Plus. In the event of a service interruption, one month's billing credit of the protected service will be given. Such credit will apply to the Channel Termination and the SHARP rate element for SHARP protected service. For SHARP Plus protected circuits, credit will apply to the SHARP Plus rate elements, Primary and Alternate Transport Channels, and the SHARP Plus Central Office Termination (where applicable). Credit will be limited to a maximum of one month for an interruption or series of interruptions within that month.

(T-M)

(T)

(M)

Certain material found on this page formerly appeared on Page 2-60.
Certain material previously found on this page can now be found on Page 7-312.

(Filed under Transmittal No. 1046.)

Issued: February 10, 2000

Effective: February 25, 2000

7. PRIVATE LINE TRANSPORT SERVICE

7.1 GENERAL

7.1.2 MISCELLANEOUS CHARGES AND CREDITS

F. Service Interruptions and Credits (Cont'd)

3. When Credit Allowances Do Not Apply

For rules that apply to all services, refer to 2.4.4.C. The following rules are specific to Section 7 services.

- a. An interruption of Managed Bandwidth SONET Service cable or fiber connection between a Digital Cross Connect System (DCS) and an Add Drop Multiplexer (ADM) on the SONET ring or a failure of the ADM Node connected to a DCS requiring manual intervention to restore service.
- b. Service Guarantee - Repair credit allowances as set forth in 4, following, do not apply to the following services:
 - SHARP, SHARP Plus, SHNS and Specialized Service and Arrangements,
 - Switched Access Services provided in conjunction with WATS,
 - SST concatenated services when SONET-compatible equipment is not available at the customer premises, or
 - Free-Framed DS1 Service.

(T-M)

(T)

(T)

(M)

Certain material on this page formerly appeared on Page 2-65.
Certain material previously found on this page can now be found on Page 7-313.

(Filed under Transmittal No. 1046.)

Issued: February 10, 2000

Effective: February 25, 2000

7. PRIVATE LINE TRANSPORT SERVICE

7.1 GENERAL

7.1.2 MISCELLANEOUS CHARGES AND CREDITS

F. When Credit Allowances Do Not Apply (Cont'd)

4. Use of an Alternative Service Provided by the Company

Should the customer elect to use an alternative service provided by the Company during the period that a service is interrupted, the customer must pay the tariffed rates and charges for the alternative service used.

5. Temporary Surrender of a Service

In certain instances, the customer may be requested by the Company to surrender a service for purposes other than maintenance, testing or activity relating to a service order. If the customer consents, a credit allowance will be granted. The credit allowance will be 1/1440 of the monthly rate for each period of 30 minutes or fraction thereof that the service is surrendered. In no case will the credit allowance exceed the monthly rate for the service surrendered in any one monthly billing period.

(T-M)

(T)

(T)

(M)

Certain material on this page formerly appeared on Page 2-65.1.
Certain material previously found on this page can now be found on Page 7-314.

(Filed under Transmittal No. 1046.)

Issued: February 10, 2000

Effective: February 25, 2000

7. PRIVATE LINE TRANSPORT SERVICE

7.1 GENERAL

7.1.2 MISCELLANEOUS CHARGES AND CREDITS

F. When Credit Allowances Do Not Apply (Cont'd)

6. Service Guarantee - Repair

a. General

The Company assures that all service interruptions for PLTS Low Speed Data, D.C. Channel, Voice Grade, monthly rated Audio and Video, Digital Data Service, Digital Data Service 2-Wire, Simultaneous Voice Data Service, DS1 Service, DS3 Service, Synchronous Service Transport[1] and SONET Ring Service CT (excluding Self-Healing On-Net Channel Termination) and associated rate elements will be restored within four (4) hours from the time the interruption was reported by the customer.

Service Guarantee - Repair for DS1 Radio Interface Quality Package 1 (QP1) assures that an interruption of the Channel Termination terminal equipment will be restored within one (1) hour from the time the interruption was reported by the customer. Failure to meet these commitments will result in a credit. Service Guarantee Repair credit is as set forth in d., following.

When a Service Guarantee - Repair credit is applied to a service, no other service interruption credit calculation is applicable for the same interruption.

The process used to determine the credit allowance for service interruption shall be as follows:

- For Service Guarantee - Repair and Service Guarantee - Diversity two point services, one credit shall apply per inoperative two point service, per occurrence as set forth in d. and 11.2.1.
- For Service Guarantee - Repair and Service Guarantee - Diversity, multipoint services, one credit shall apply per inoperative multipoint service, per occurrence as set forth in d. and 11.2.1.

[1] Service Guarantee - Repair credit allowances for SST concatenated services apply only when SONET-compatible equipment is available at the customer premises.

Certain material found on this page formerly appeared on Page 2-58.
Certain material previously found on this page can now be found on Page 7-315.

7. PRIVATE LINE TRANSPORT SERVICE

7.1 GENERAL

7.1.2 MISCELLANEOUS CHARGES AND CREDITS

F.6.a. (Cont'd)

- For Service Guarantee - Repair and Service Guarantee - Diversity multiplexed services, the credit shall apply per inoperative termination, per occurrence. When the facility which is multiplexed or the multiplexer itself is inoperative, the credit shall be assessed per inoperative termination associated with the service including the multiplexer on the facility to the hub, and all the individual services from the hub. When the service which rides a channel of the multiplexed facility is inoperative while the facility which is multiplexed and its multiplexer are operative, the credit shall apply to that portion of the service from the hub to a customer premises which is inoperative. For Service Guarantee - Repair and Service Guarantee - Diversity multiplexed services, the credit shall apply per inoperative termination, per occurrence as set forth in d. and 11.2.1, following.
- For Private Line Transport Services Digital Data Service, Digital Data Service 2-Wire, and DS1 Service any period during which the error performance is below that specified for the service will be considered as an interruption.

(T-M)

(T)

(T)

(T)

(M)

Certain material found on this page formerly appeared on Page 2-59.
Certain material previously found on this page can now be found on Page 7-316.

(Filed under Transmittal No. 1046.)

Issued: February 10, 2000

Effective: February 25, 2000

7. PRIVATE LINE TRANSPORT SERVICE

7.1 GENERAL

7.1.2 MISCELLANEOUS CHARGES AND CREDITS (Cont'd)

F.6. (Cont'd)

- b. Service Guarantee - Repair for SONET Ring Service (SRS) Network Transport Channel and Self-Healing On-Net Channel Termination[1]

The Company assures that the SONET Ring Service network will meet the monitoring and performance requirements as set forth in 7.15.1, following. In the event of an outage greater than 50 seconds, a credit allowance per service interruption will be given. The credit will apply only once per monthly billing period. The credit will be 50% of the monthly rate for the inoperative SONET service Transport Channel and Self-Healing On-Net Channel Termination.

[1] Service Guarantee - Repair for SRS Channel Terminations, except Self-Healing, applies as set forth in a., preceding.

Certain material found on this page formerly appeared on Page 2-63.2.
Certain material previously found on this page can now be found on Page 7-317.

7. PRIVATE LINE TRANSPORT SERVICE

7.1 GENERAL

7.1.2 MISCELLANEOUS CHARGES AND CREDITS (Cont'd)

F.6. (Cont'd)

c. Service Guarantee - Repair Managed Bandwidth SONET Service

Credit for service interruptions applies as set forth in a., through c., following and to all services riding a MBSS configuration regardless of the failure as set forth 3.a., preceding.

(1) MBSS Entrance Package

The MBSS Entrance Package uses SONET ring topology which continually monitors service quality, detects failures within the system and automatically re-routes the service within 50 milliseconds around the point of failure via redundant protect components and/or a physical protect path. This ensures the continuous flow of services between locations within the self-healing SONET ring. In the event a failure greater than one second occurs within the SONET ring interoffice facilities or between the MBSS Entrance Package and the customer point of termination served by the MBSS Entrance Package, a service guarantee will apply except as set forth in 3.a. The credit for interruption of service will be 100% of the monthly rate.

When the customer does not have a MBSS Entrance Package, the separately billed MBSS entrance facility SST service components are credited for the interruption of service as set forth in 2.4.4.C., except as set forth in 3.a. Dual Wire Center, when separately billed, is credited 100% of the monthly rate for the interruption of service except as set forth in 3.a.

(T-M)

(T)

(T)

(T)

(T)

(T)

(T-M)

Certain material found on this page formerly appeared on Page 2-63.3.
Certain material previously found on this page can now be found on Page 7-318.

(Filed under Transmittal No. 1046.)

Issued: February 10, 2000

Effective: February 25, 2000

7. PRIVATE LINE TRANSPORT SERVICE

7.1 GENERAL

7.1.2 MISCELLANEOUS CHARGES AND CREDITS

F.6.c. (Cont'd)

- (2) MBSS On-Net Channel Termination, MBSS Off-Net Channel Termination, MBSS Off-Net Transport Channel, MBSS SST OC48 Transport Channel and MBSS CO Multiplexing

The Company assures that service interruptions for all MBSS On-Net Channel Terminations, MBSS Off-Net Channel Terminations, MBSS Off-Net Transport Channels, MBSS SST OC48 Transport Channels and MBSS CO multiplexing arrangements will be restored within four (4) hours from the time the interruption was reported by the customer in accordance with the terms and conditions as set forth in a., preceding.

- (3) MBSS Self Healing On-Net Channel Termination and MBSS On-Net Transport Channel

The Company assures that service interruptions for all MBSS Self Healing On-Net Channel Terminations and MBSS On-Net Transport Channels, using a SONET ring topology that continually monitors service quality, detects any failure within the system and automatically self-heals itself within 50 milliseconds, will be restored in accordance with the terms and conditions as set forth in 6.b., preceding. The credit will be 100% of the monthly rate in the event of an outage greater than one second.

Credits for MBSS interruption of service will apply only once per monthly billing period, per LATA.

(T-M)

(T)

(T)

(T)

(T)

(M)

Certain material found on this page formerly appeared on Page 2-63.4.
Certain material previously found on this page can now be found on Page 7-319.

(Filed under Transmittal No. 1046.)

Issued: February 10, 2000

Effective: February 25, 2000

7. PRIVATE LINE TRANSPORT SERVICE

7.1 GENERAL

7.1.2 MISCELLANEOUS CHARGES AND CREDITS

F.6. (Cont'd)

- d. The following Service Guarantee - Repair credits apply on a per occurrence basis[1].

	USOC	CREDIT
• Low Speed Data, D.C. Channel, Voice Grade, Audio, and Video,		
- 4 hours and over	SG3AA	\$ (5.00)
• SVDS		
- 4 hours and over	SG3AA	(8.00)
• DDS and Data Service		
- 4 hours and over	SG3AA	(10.00)
• DS1 and SRS 1.544 Mbps On-Net CT		
- 4 hours up to but not including 8 hours	SG3BB	(60.00)
- 8 hours up to but not including 16 hours	SG3CB	(70.00)
- 16 hours up to but not including 24 hours	SG3DB	(80.00)
- 24 hours and over	SG3EB	(100.00)
• DS1 Radio Interface QP1[2]		
- 1 hour up to but not including 4 hours	SG3HL	(750.00)
- 4 hours up to but not including 8 hours	SG3BL	(1,000.00)
- 8 hours up to but not including 16 hours	SG3CL	(1,500.00)
- 16 hours and over	SG3GL	(3,000.00)

[1] See 1., 2. and 3., preceding, for terms and conditions.

[2] DS1 Radio Interface QP1 Credit applies only to interruptions of the terminal equipment.

Certain material found on this page formerly appeared on Page 7-407.
 Certain material previously found on this page can now be found on Pages 7-319 and 7-320.

(Filed under Transmittal No. 1046.)

Issued: February 10, 2000

Effective: February 25, 2000

1801 California Street, Denver, Colorado 80202

7. PRIVATE LINE TRANSPORT SERVICE

7.1 GENERAL

7.1.2 MISCELLANEOUS CHARGES AND CREDITS

F.6.d.[1] (Cont'd)

(T-M)
(T)

	USOC	CREDIT
• DS3 Service and SRS 44.736 Mbps On-Net CT		
- 4 hours up to but not including 8 hours	SG3BB	\$ (500.00)
- 8 hours up to but not including 16 hours	SG3CB	(700.00)
- 16 hours up to but not including 24 hours	SG3DB	(800.00)
- 24 hours and over	SG3EB	(1,000.00)
• SST 155.52 MBPS		
- 4 hours up to but not including 8 hours	SG3BB	(500.00)
- 8 hours up to but not including 16 hours	SG3CB	(700.00)
- 16 hours up to but not including 24 hours	SG3DB	(800.00)
- 24 hours and over	SG3EB	(1000.00)
• SST 622.08 MBPS		
- 4 hours up to but not including 8 hours	SG3BB	(1000.00)
- 8 hours up to but not including 16 hours	SG3CB	(1400.00)
- 16 hours up to but not including 24 hours	SG3DB	(1600.00)
- 24 hours and over	SG3EB	(2000.00)
• SST 2.48 GBPS		
- 4 hours up to but not including 8 hours	SG3BB	(2000.00)
- 8 hours up to but not including 16 hours	SG3CB	(2800.00)
- 16 hours up to but not including 24 hours	SG3DB	(3200.00)
- 24 hours and over	SG3EB	(4000.00)

[1] See 2. and 3., preceding, and 2.4.4.B. and C.

(T-M)

Certain material found on this page formerly appeared on Pages 7-407 and 7-407.1.
Certain material previously found on this page can now be found on Page 7-321.

(Filed under Transmittal No. 1046.)

Issued: February 10, 2000

Effective: February 25, 2000

7. PRIVATE LINE TRANSPORT SERVICE

7.1 GENERAL

7.1.2 MISCELLANEOUS CHARGES AND CREDITS (Cont'd)

Certain material previously found on this page can now be found on Page 7-353.

(Filed under Transmittal No. 1046.)

Issued: February 10, 2000

Effective: February 25, 2000

7. PRIVATE LINE TRANSPORT SERVICE

7.1 GENERAL (Cont'd)

(T-M)

7.1.3 MULTI-PRODUCT PRICING PLANS

A. Variable Term Pricing Plan

1. Description

(T)

DS1 and Digital Data Service may be ordered at the customer's option on a month-to-month basis or for a VTPP[1] fixed period of 3 years (36 months) or 5 years (60 months). The optional rate plans allow the Private Line Transport Service customer to integrate Digital services into their networks with the assurance of no Company-initiated increases in rates during the fixed period. A waiver of fifty percent or one hundred percent of the nonrecurring charges for DS1 Service ordered as VTPP may be available through DS1 NetPlan, as set forth in E., following. SONET Ring Service (SRS) 1.544 Mbps is included in VTPP, however, SRS is excluded from month-to-month and DS1 NetPlan.

For DS1 Radio Interface, the Channel Termination includes the number of DS1 channel terminations (i.e., 1 - 4) associated with the capacity of four ordered. Termination Liability and Waiver Policy as set forth in 7.1.8, following, applies to DS1 Radio Interface VTPP.

(T)

2. Fixed Period Service Rate Plans

(T)

The customer may subscribe to a 36- or 60-month fixed period service rate plan. The minimum service period for fixed period service is twelve months. The customer must specify the length of the fixed period service at the time the service is ordered.

(T)

- [1] Customers with a Variable Term Pricing Plan (VTPP) in service prior to May 29, 1995, may utilize Termination Liability and Waiver Policy as set forth in 7.1.8, following, in lieu of Upgrades in Capacity, Upgrades in Transmission Speed and Discontinuance Charges. This offer is valid until either the expiration date of their existing term or until May 29, 1998 for a 36 month term and May 29, 2000 for a 60 month term, whichever comes first. After May 29, 1995, Termination Liability and Waiver Policy will be in effect for all new customers subscribing to VTPP.

(T)

(T)

(T)

(M)

Certain material on this page formerly appeared on Page 7-229.

Certain material previously found on this page can now be found on Page 7-354.

7. PRIVATE LINE TRANSPORT SERVICE

7.1 GENERAL

7.1.3 MULTI-PRODUCT PRICING PLANS

A.2. (Cont'd)

For customers that subscribe to fixed period service of 36 or 60 months, the monthly rates for the entire fixed period will be frozen from Company-initiated increases, at the rates in effect for the fixed period on the service date.

All rate elements of a Digital Data service to be included in a fixed period service must be ordered under the same term conditions (i.e., all 36-month or all 60-month) and with the same negotiated service date. When additional features are added subsequently (e.g., Multiplexer), they will be available only on a month-to-month basis.

DS1 rate elements may be ordered individually and under the month-to-month or any optional rate plan. For example, the customer may order the Channel Termination under the 36-month fixed period service plan, the Transport Channel under the 60-month plan, the Multiplexer on a month-to-month basis, and the Self Healing Alternate Route Protection (SHARP) feature under the 36-month plan.

At the end of the fixed period service, the customer may convert to month-to-month or subscribe to a new fixed period service. The monthly rates will be adjusted to those in effect for the new fixed period service. Should the customer not make a choice by the end of the fixed period, the rates will automatically revert to the month-to-month option.

If a rate decrease occurs during the term of an existing fixed rate plan contract, the reduced rates will automatically be applied to the remaining term of the current contract period.[1]

- [1] Effective September 1, 1998, customers establishing a Fixed Period Rate Plan, will not receive a rate decrease if the Company decreases rates during the term of the plan. Fixed Period Rate Plans established on or before August 31, 1998, will automatically receive a rate decrease if the Company decreases rates during the term of the plan.

Certain material on this page formerly appeared on Pages 7-229 and 7-230.
Certain material found on this page formerly appeared on Pages 7-355.

(Filed under Transmittal No. 1046.)

Issued: February 10, 2000

Effective: February 25, 2000

7. PRIVATE LINE TRANSPORT SERVICE

7.1 GENERAL

7.1.3 MULTI-PRODUCT PRICING PLANS

A. Variable Term Pricing Plan (Cont'd)

3. Digital Data Service Upgrades

a. Upgrades In Rate Plans

Services rated under the month-to-month plan or an existing fixed period service rate plan may be upgraded to a new fixed period service rate plan at any time the customer chooses without incurring nonrecurring or discontinuance charges. Where portions of a service are rated under the month-to-month plan (e.g., Multiplexer, Transport Channel) and are connected to fixed period rated service, the customer may upgrade these rate elements at the time the service is upgraded. Additionally, the new fixed period service rate plan must meet or exceed the fixed period service rate plan being upgraded. For example, a rate element with a 36-month fixed period service may be upgraded to a new 36-month, or longer, fixed period service. The monthly rates will be those that are in effect at the time the service is upgraded.

New minimum service period applies to all Digital Data Service rate elements that are upgraded in the following manner:

- If the service being upgraded has been in place for more than 12 months, minimum period provisions will not apply, or
- If the service being upgraded has been in place for less than 12 months, the time in service will be applied against the minimum period term.

(T-M)

(T)

(T)
(T)

(M)

Certain material found on this page formerly appeared on Page 7-231.

(Filed under Transmittal No. 1046.)

Issued: February 10, 2000

Effective: February 25, 2000

7. PRIVATE LINE TRANSPORT SERVICE

7.1 GENERAL

7.1.3 MULTI-PRODUCT PRICING PLANS

A.3. (Cont'd)

b. Upgrades in Capacity^[1]

Should the customer choose to upgrade either a portion of or the entire service under the fixed period service rate plan to a higher capacity (e.g., 2.4 kbps to DS1), discontinuance charges will not apply, provided all the following conditions are met:

- The service (e.g., DS1) is provided by the Company,
- The customer's request for disconnect of the existing service and the request for new connect of the new DS1 Service are received at the same time and must specifically reference the application of upgrade in capacity,
- The customer's request for the disconnect of the existing service must reference the request of the new connect order,
- The new service is provided between the same customer locations as the discontinued services,
- The new service has a total voice equivalent channel capacity greater than the total voice equivalent channel capacity of the service being discontinued and
- The new fixed period service rate plan meets or exceeds the fixed period service rate plan being discontinued.

New minimum service period applies to all upgrades. Nonrecurring charges will not apply to the upgraded lower speed services placed onto the new higher speed service if requested at the same time as the upgrade request.

- [1] Customers with the VTPP in service prior to May 29, 1995, may utilize Termination Liability and Waiver Policy as set forth in 7.1.8, following, in lieu of Upgrades in Capacity. This offer is valid until either the expiration date of their existing term or until May 29, 1998 for a 36-month term and May 29, 2000 for a 60-month term, whichever comes first. After May 29, 1995, Termination Liability and Waiver Policy will be in effect for all new customers subscribing to VTPP.

Certain material found on this page formerly appeared on Page 7-232.
Certain material previously found on this page can now be found on Page 7-356.

7. PRIVATE LINE TRANSPORT SERVICE

7.1 GENERAL

7.1.3 MULTI-PRODUCT PRICING PLANS

A.3. (Cont'd)

c. Upgrades in Transmission Speed[1]

Should the customer choose to upgrade either a portion of or the entire Digital Data Service under the fixed period service rate plan to a higher transmission speed (e.g., 2.4 kbps to 56 kbps), discontinuance charges will not apply, provided all the following conditions are met:

- The service (e.g., 56 kbps) is provided by the Company,
- The request for disconnect of the existing fixed period service and the request for connect of the new fixed period service are received by the Company at the same time and must reference upgrade in transmission speed,
- The new service is provided between the same customer locations as the discontinued services,
- The new service has a total voice equivalent channel capacity greater than the total voice equivalent channel capacity of the service being discontinued and
- The new fixed period service rate plan meets or exceeds the fixed period service rate plan being discontinued.

New minimum service period applies to all upgrades. The monthly rates for the new service will be those rates in effect at the time the new upgraded service is installed. All nonrecurring charges apply for the new service.

- [1] Customers with the VTPP in service prior to May 29, 1995, may utilize Termination Liability and Waiver Policy as set forth in 7.1.8, following, in lieu of Upgrades in Transmission Speed. This offer is valid until either the expiration date of their existing term or until May 29, 1998 for a 36-month term and May 29, 2000 for a 60-month term, whichever comes first. After May 29, 1995, Termination Liability and Waiver Policy will be in effect for all new customers subscribing to VTPP.

Certain material found on this page formerly appeared on Page 7-233.
Certain material previously found on this page can now be found on Page 7-357.

(Filed under Transmittal No. 1046.)

Issued: February 10, 2000

Effective: February 25, 2000

7. PRIVATE LINE TRANSPORT SERVICE

7.1 GENERAL

7.1.3 MULTI-PRODUCT PRICING PLANS

A.3. (Cont'd)

d. DS1 Service Upgrades

(1) Upgrades In Rate Plans

Services rated under the month-to-month plan or an existing fixed period service rate plan may be upgraded to a new fixed period service rate plan at any time the customer chooses without incurring nonrecurring or discontinuance charges. Where portions of a service are rated under the month-to-month plan (e.g., Multiplexer, Transport Channel) and are connected to fixed period rated service, the customer may upgrade these rate elements at the time the service is upgraded. Additionally, the new fixed period service rate plan must meet or exceed the fixed period service rate plan being upgraded. For example, a rate element with a 36-month fixed period service may be upgraded to a new 36-month, or longer, fixed period service. The monthly rates will be those that are in effect at the time the service is upgraded.

New minimum service period applies to all DS1 rate elements that are upgraded in the following manner:

- If the service being upgraded has been in place for more than 12 months, minimum period provisions will not apply, or
- If the service being upgraded has been in place for less than 12 months, the time in service will be applied against the minimum period term.

(T-M)

(T)

(T)
(T)

(M)

Certain material found on this page formerly appeared on Page 7-234.
Certain material previously found on this page can now be found on Page 7-358.

(Filed under Transmittal No. 1046.)

Issued: February 10, 2000

Effective: February 25, 2000

7. PRIVATE LINE TRANSPORT SERVICE

7.1 GENERAL

7.1.3 MULTI-PRODUCT PRICING PLANS

A.3.d.(Cont'd)

(2) Upgrades in Capacity[1]

(a) Same customer locations

Should the customer choose to upgrade either a portion of or the entire service under the fixed period service rate plan to a higher capacity (e.g., DS1 to DS3), discontinuance charges will not apply, provided all the following conditions are met:

- The service (e.g., DS3 or Self-Healing Network Service) is provided by the Company,
- The customer's request for the disconnect of the existing DS1 Service and the new connect of the new DS3 Service are received at the same time and must specifically reference the application of upgrade in capacity,

- [1] Customers with the VTPP in service prior to May 29, 1995, may utilize Termination Liability and Waiver Policy as set forth in 7.1.8, following, in lieu of Upgrades in Capacity. This offer is valid until either the expiration date of their existing term or until May 29, 1998 for a 36-month term and May 29, 2000 for a 60-month term, whichever comes first. After May 29, 1995, Termination Liability and Waiver Policy will be in effect for all new customers subscribing to VTPP.

Certain material found on this page formerly appeared on Page 7-235.
Certain material previously found on this page can now be found on Page 7-359.

7. PRIVATE LINE TRANSPORT SERVICE

7.1 GENERAL

7.1.3 MULTI-PRODUCT PRICING PLANS

A.3.d.(2)(a) (Cont'd)

- The customer's request for the disconnect of the existing DS1 Service must reference the requested new connect order,
- The new service is provided between the same customer locations as the discontinued services,
- The new service has a total voice equivalent channel capacity greater than the total voice equivalent channel capacity of the service being discontinued and
- The new fixed period service rate plan meets or exceeds the fixed period service rate plan being discontinued.

(T-M)

(T)

(M)

Certain material found on this page formerly appeared on Page 7-235.
Certain material previously found on this page can now be found on Page 7-360.

(Filed under Transmittal No. 1046.)

Issued: February 10, 2000

Effective: February 25, 2000

7. PRIVATE LINE TRANSPORT SERVICE

7.1 GENERAL

7.1.3 MULTI-PRODUCT PRICING PLANS

A.3.d.(2)(a) (Cont'd)

New minimum service period applies to all upgrades. Nonrecurring charges for an equivalent channel capacity of the existing services being upgraded to the higher speed service will not be assessed. For example, 30 DS1 Services are being upgraded to DS3 Service. A capacity of 3 is installed at the customer's request. A total of 2 Per DS3 rate elements will be installed without nonrecurring charges being assessed as it will require 2 Per DS3 rate elements to provide the equivalent channel capacity of the existing services. Nonrecurring charges will apply for capacity that exceeds the existing equivalent channel capacity. Nonrecurring charges will not apply to the upgraded lower speed services placed on the higher speed service if requested at the same time as the upgrade request.

(b) Different customer locations

Should the customer choose to upgrade either a portion of or the entire DS1 Service under the fixed period service rate plan to a DS3 Service and move the service to new customer locations, discontinuance charges will not apply, provided all the conditions are met as set forth in 7.1.1.D.3.b.

(T-M)

(T)

(T-M)

Certain material found on this page formerly appeared on Page 7-236.
Certain material previously found on this page can now be found on Page 7-361.

(Filed under Transmittal No. 1046.)

Issued: February 10, 2000

Effective: February 25, 2000

7. PRIVATE LINE TRANSPORT SERVICE

7.1 GENERAL

7.1.3 MULTI-PRODUCT PRICING PLANS

A.3.d. (Cont'd)

(3) Upgrades in DS1 Radio Interface Quality Package

Should the customer choose to upgrade DS1 Radio Interface Quality Package 2 to Quality Package 1, Termination Liability and Waiver Policy, as set forth in 7.4.17, will not apply, provided the new fixed period service rate plan meets or exceeds the fixed period service rate plan being discontinued. A new minimum service period applies to the upgrade. Nonrecurring charges apply for Quality Package 1.

e. Discontinuance Of Service[1]

- (1) If the customer chooses to discontinue all or a portion of the service prior to the expiration of the fixed period service, discontinuance charges will apply.

Should the customer choose to discontinue fixed period service prior to the completion of the minimum service period, discontinuance charges will apply. Discontinuance charges equal to one-hundred percent of the total monthly rates for the remaining months of the minimum service period, plus fifteen percent for DS1 Service and fifty percent for Digital Data Service of the total monthly rates for the remaining portion of the fixed period service will apply.

- [1] Customers with the VTPP in service prior to May 29, 1995, may utilize Termination Liability and Waiver Policy as set forth in 7.1.8, following, in lieu of Discontinuance of Service. This offer is valid until either the expiration date of their existing term or until May 29, 1998 for a 36-month term and May 29, 2000 for a 60-month term, whichever comes first. After Termination Liability and Waiver Policy will be in effect for all new customers subscribing to VTPP.

Certain material found on this page formerly appeared on Page 7-236.1
Certain material previously found on this page can now be found on Page 7-362.

7. PRIVATE LINE TRANSPORT SERVICE

7.1 GENERAL

7.1.3 MULTI-PRODUCT PRICING PLANS

A.3.e.(1) (Cont'd)

Should the customer choose to discontinue fixed period service after the minimum service period but before the completion of the fixed period service, discontinuance charges will apply. Discontinuance charges equal to fifteen percent for DS1 Service and fifty percent for Digital Data Service of the total monthly rates for the remaining portion of the fixed period service will apply. For example, a customer has a DS1 Service which it chooses to discontinue after 33 months into a 60-month fixed period service. The discontinuance charges would be 0.15 times 27 months times the monthly rates for that service.

Should the customer choose to discontinue a portion of fixed period service without an upgrade in capacity, discontinuance charges will apply only to the portion of the service being discontinued. For example, a customer has service composed of a channel termination, ten miles of transport channels and a multiplexer. The customer disconnects the channel termination and connects a new channel termination at a different serving wire center via a central office connecting channel. The transport channel is decreased to five miles. The multiplexer remains at the same point of termination. Discontinuance charges apply to the channel termination. Discontinuance charges will also apply to the proportional reduction in mileage times the discontinuance charge for the transport channel rate element. All associated nonrecurring charges will apply for the new service.

(T-M)

(T)

(M)

Certain material found on this page formerly appeared on Page 7-237.
Certain material previously found on this page can now be found on Page 7-363.

(Filed under Transmittal No. 1046.)

Issued: February 10, 2000

Effective: February 25, 2000

7. PRIVATE LINE TRANSPORT SERVICE

7.1 GENERAL

(T-M)

7.1.3 MULTI-PRODUCT PRICING PLANS

A.3.e. (Cont'd)

(2) Discontinuance charges do not apply to fixed period services purchased by local, State or Federal government entities (or to customers who have purchased services solely for resale to local, State or Federal government entities) when they are discontinued prior to the completion of the fixed period service only when all of the following conditions are met:

(T)

- The service(s) purchased by the local, State or Federal government entity or by customers that have purchased services for resale to local, State or Federal government entities are utilized solely for provision of services for that local, State or Federal government entity,
- Funding for the fixed period service ordered by the authorized local, State or Federal government entity is included in the budget request for each fiscal period appropriation sufficient to cover the authorized local, State or Federal government entity's obligations under the fixed period service for that fiscal period,
- Nonappropriation may not be used as a means of terminating the service to acquire a functionally similar product or service,

(M)

Certain material found on this page formerly appeared on Page 7-238.

(Filed under Transmittal No. 1046.)

Issued: February 10, 2000

Effective: February 25, 2000

7. PRIVATE LINE TRANSPORT SERVICE

7.1 GENERAL

7.1.3 MULTI-PRODUCT PRICING PLANS

A.3.e.(2) (Cont'd)

- The local, State or Federal government entity ordered the fixed period service under the good faith belief that moneys in amounts sufficient to discharge its obligations could and would lawfully be appropriated and be made available for this purpose and,
- The local, State or Federal government entity or the customer who ordered the service on their behalf, must provide the Telephone Company notarized documents agreed upon by both the Telephone Company and the customer, showing that the entity is allotted insufficient funds for the remainder of the then current fiscal period (or for a succeeding fiscal period) by appropriation, appropriation limitation or grant to continue payments under the fixed period service and has no other funding source lawfully available to it for such purpose. The fixed period service may be terminated by giving the Telephone Company not less than thirty (30) days written notice. (Should the customer receive funding for the canceled service prior to physical disconnect of service, the customer may cancel the disconnect order per Section 5.) Upon termination, the local, State or Federal government entity or the customer who ordered the service on their behalf, shall pay all applicable rates and nonrecurring charges of the fixed period service incurred through the date of termination and through the end of the then current fiscal period to the extent of lawfully available funds.

(3) Fresh Look

Customers with 36- or 60-month Fixed Period Service Rate Plans for DS1 Service entered into on or before September 17, 1992 will be allowed to terminate the service using an alternate methodology to calculate the discontinuance charge (USOC: TUA). The right to end a DS1 Service under a 36- or 60-month DS1 Variable Term Pricing Plan at a specific Telephone Company central office will begin the date the first Expanded Interconnection-Collocation Service channel termination is provisioned in that central office and will continue until the fixed period service pricing plan expires. The Telephone Company will calculate the Discontinuance of Service charges utilizing both the Fresh Look methodology and the existing methodology and will assess the customer the lower of the two charges. A list of Central Offices available for Fresh Look is set forth in 7.1.8.E.2.

Certain material found on this page formerly appeared on Pages 7-238 and 7-239.

(Filed under Transmittal No. 1046.)

Issued: February 10, 2000

Effective: February 25, 2000

7. PRIVATE LINE TRANSPORT SERVICE

7.1 GENERAL

7.1.3 MULTI-PRODUCT PRICING PLANS

A.3.e.(3) (Cont'd)

If a customer chooses to terminate a DS1 Service under a 36- or 60-month Fixed Period Service Rate Plan within this period, the termination charges will be as follows. Notwithstanding any termination charges provided for in this tariff, the Telephone Company will charge the difference between the amount the customer has already paid and any additional charges that the customer would have paid for service if the customer had taken a shorter Fixed Period Service Rate Plan corresponding to the term actually used, plus interest at the rate utilized by the Internal Revenue Service for tax refunds.

For example, consider a customer who purchased a DS1 from the Telephone Company for a 60-month term at \$100.00 per month. After 3 years of the fixed period service, an Expanded Interconnection-Collocation channel termination is provisioned in the customer's central office and the customer chooses to terminate the DS1 Service from the Telephone Company. The termination charge is calculated as follows:

The customer has paid \$3,600. ($\100×36 months) and the customer would have paid \$3,960 ($\110×36 months) if the customer had taken the Fixed Period Service Rate Plan actually used. In this case, the termination liability will be limited to the difference between what the customer would have paid under the shorter term ($\$110 \times 36$ months = \$3,960) and what the customer actually paid ($\$100 \times 36$ months = \$3,600). Thus, the Telephone Company will charge the customer \$360.00 ($\$3,960 - \$3,600 = \360), plus appropriate interest. When the actual service period does not precisely coincide with an existing service term, the charges for the service used are calculated at the rates applicable at the time the service term began, for the longest term commitment that the customer would have completed. The charge for the period beyond that term is calculated pro rata at the rates applicable to the completed term.

Nonrecurring charges for reconfiguration of the service will be assessed in accordance with 7.1.1.A. and 7.1.1.D., preceding, as applicable.

Certain material found on this page formerly appeared on Page 7-240.

(Filed under Transmittal No. 1046.)

Issued: February 10, 2000

Effective: February 25, 2000

7. PRIVATE LINE TRANSPORT SERVICE

7.1 GENERAL

7.1.3 MULTI-PRODUCT PRICING PLANS

A.3. (Cont'd)

f. DS1 NetPlan

DS1 NetPlan offers, at the customer's request, a waiver of fifty percent (50%) or one hundred percent (100%) of the nonrecurring charges associated with the installation of DS1 Service Channel Terminations (CT). To participate in DS1 NetPlan, a customer must enroll in either Plan A, Plan B or Plan C. Plan A allows for a waiver of 50% of the CT nonrecurring charges and requires a commitment level of 50-99 new or existing DS1 Service CTs. Plan B allows for a waiver of 100% of the CT nonrecurring charges and requires a commitment level of 100 or more new or existing DS1 Service CTs. Plan C allows for a waiver of 50% of the CT nonrecurring charges and requires a commitment level of 100 or more new or existing DS1 Service CTs. In addition, DS1 NetPlan Plan A and B customers must subscribe to the 60-Month VTPP fixed period rate plan. Plan C customers must subscribe to the 36-Month VTPP fixed period rate plan. The VTPP 36- and 60-Month rates, as set forth in 7.11.4, following, apply for DS1 NetPlan and the terms and conditions for VTPP apply as set forth in 2. and d.(1), preceding, except as set forth herein. DS1 Service Transport Channel and/or Optional Features and Functions apply, as set forth in 7.10.1. DS1 NetPlan is available for a limited time only. To be eligible for DS1 NetPlan, the following conditions must apply:

- (1) The customer must commit to either 50 - 99 DS1 CTs and a 60-Month VTPP (Plan A), 100 or more DS1 Service CTs and a 60-Month VTPP (Plan B), or 100 or more DS1 CTs and a 36-Month VTPP (Plan C); the CTs may be new and/or existing;
- (2) The DS1 Service CTs must terminate on a port of a Company-provided DS3 Service Central Office Multiplexer or in a SONET-based central office node service (i.e., SST and/or SHNS) as set forth in this Section or Section 15;

Certain material found on this page formerly appeared on Page 7-240.1.

(Filed under Transmittal No. 1046.)

Issued: February 10, 2000

Effective: February 25, 2000

7. PRIVATE LINE TRANSPORT SERVICE

7.1 GENERAL

7.1.3 MULTI-PRODUCT PRICING PLANS

A.3.f. (Cont'd)

- (3) DS1 Service CTs may be enrolled in the DS1 NetPlan as a result of new installations, rollovers (as set forth in 7.1.2.D., preceding), or as existing (embedded). If the DS1 Service CTs are involved in a rollover, the percent of rollover nonrecurring charge will be waived according to the Plan, i.e. Plans A and C at 50% (\$61.25) and Plan B at 100%. To enroll in DS1 NetPlan, new DS1 Services, rollovers and existing month-to-month DS1 Services must establish a new 36- or 60-Month VTPP fixed period rate plan at the current 36- or 60-Month VTPP tariffed rates. To enroll in DS1 NetPlan, existing 36-Month VTPP DS1 Services must upgrade to a new 36-Month (Plan C) or 60-Month (Plan A or B) VTPP fixed period rate plan at the current 36- or 60-Month VTPP tariffed rates. Existing 60-Month VTPP DS1 Services must upgrade to a new 60-Month (Plan A or B) VTPP fixed period rate plan at the current 60-Month VTPP tariffed rates. Termination Liability will not apply to change existing 36- or 60-Month VTPP to DS1 NetPlan;
- (4) All DS1 NetPlan A and B orders for new installations, rollovers and converting existing service to DS1 NetPlan must be placed between April 1, 1996 and February 24, 1997 and all orders must be completed by August 24, 1997; all DS1 NetPlan C orders for new installations, rollovers and converting existing service to DS1 NetPlan must be placed between January 1, 1997 and June 1, 1997 and all orders must be completed by August 24, 1997;

(T-M)

(T)

(T)

(T)

(M)

Certain material found on this page formerly appeared on Pages 7-240.1 and 7-240.2.

(Filed under Transmittal No. 1046.)

Issued: February 10, 2000

Effective: February 25, 2000

7. PRIVATE LINE TRANSPORT SERVICE

7.1 GENERAL

7.1.3 MULTI-PRODUCT PRICING PLANS

A.3.f. (Cont'd)

- (5) If the customer fails to meet the commitment level on August 24, 1997, the previously waived nonrecurring charges plus the cost of capital will be assessed as follows: 1) a customer enrolled in Plan A who does not meet the commitment level of 50-99 new or existing DS1 Service CTs, or a customer enrolled in Plan C who does not meet the commitment level of 100 or more new or existing DS1 Service CTs, 50% of the DS1 Service CT nonrecurring charges plus the cost of capital will apply; 2) a customer enrolled in Plan B who does not meet the commitment level of 100 or more new or existing DS1 Service CTs but does meet Plan A's commitment level of 50 - 99, can change to Plan A and will be billed 50% of the DS1 Service CT nonrecurring charges plus the cost of capital; 3) a customer enrolled in Plan B who does not meet the commitment level of 100 or more new or existing DS1 Service CTs and does not meet Plan A's commitment level of 50 - 99 will be billed 100% of the DS1 Service CT nonrecurring charges plus the cost of capital. The formula for computing the nonrecurring charges will be as follows:

$$\text{One time charge} = P(1+10.5\%/12)^n$$

P = 50 % (\$156.63) or 100% (\$313.25) of the DS1 Service CT Nonrecurring Charge; 50% (\$61.25) or 100% (\$122.50) of the rollover charge

10.5% = Cost of Capital

n = Number of months since initial installation

If the customer no longer qualifies for DS1 NetPlan, they will be removed from the plan, and will be converted to a 36- or 60-Month VTPP using the customer's original DS1 NetPlan service establishment date for each channel termination affected and the rates in effect as of that service establishment date;

- (6) If DS1 NetPlan DS1 CTs are discontinued before the fixed period expiration date, 7.1.8, will apply, and the previously waived nonrecurring charges plus the cost of capital will be assessed as set forth in (5), preceding, on the discontinued CTs. The Waiver Policy, also as set forth in 7.1.8, will apply only to migrations to another Company service at the same customer location;

Certain material found on this page formerly appeared on Page 7-240.2.

(Filed under Transmittal No. 1046.)

Issued: February 10, 2000

Effective: February 25, 2000

7. PRIVATE LINE TRANSPORT SERVICE

7.1 GENERAL

7.1.3 MULTI-PRODUCT PRICING PLANS

A.3.f. (Cont'd)

- | | |
|--|------------|
| (7) DS1 NetPlan 36- or 60-Month VTPP customers cannot change to RCP; | (T-M) |
| (8) Tariff F.C.C. No. 2 Special Construction charges are not included in the DS1 NetPlan nonrecurring charge waiver; | (T) |
| (9) Section 5 Expedite Charges, Cancellation Charges, Due Date Change Charges and/or Design Change Charges are not included in the DS1 NetPlan nonrecurring charge waiver; | (T) |
| (10) DS1 NetPlan does not include DS1 Radio Interface Service or Shared Channel Service; | (T) |
| (11) A "Plan Cancellation Assessment" of 15% (fifteen percent) of the remaining life on any disconnected circuits will be applied starting with the 13th month. | (T)
(M) |

Certain material found on this page formerly appeared on Page 7-240.3.
Certain material previously found on this page can now be found on Page 7-441.

(Filed under Transmittal No. 1046.)

Issued: February 10, 2000

Effective: February 25, 2000

7. PRIVATE LINE TRANSPORT SERVICE

7.1 GENERAL

7.1.3 MULTI-PRODUCT PRICING PLANS (Cont'd)

B. Partnership Program

1. Description

Partnership Program is an optional pricing plan that allows customers who subscribe to SONET Ring Service (SRS) to receive a reduced price (expressed in the form of a credit on the customer's billing) when the customer commits a quantity level of Company DS1, DS3, SRS 1.544 Mbps, SRS 44.736 Mbps and SRS 155.52 Mbps channel terminations for a sixty- (60) month fixed period term within the LATA. In addition, the customer has the option to subscribe their Switched Transport DS1 and DS3 Entrance Facilities[1] to a Partnership Program. To establish Partnership Program, the customer must commit seventy percent (70%) or more of their total Company in-service PLTS DS1 equivalent CTs[2] and Switched Transport DS1 equivalent EFs[1] within the LATA when the Company is the sole provider of facilities. When the customer makes a Partnership Program commitment and has other telecommunication provider facilities, the customer's commitment assures the Company that a minimum of seventy (70%) or more of the customer's total embedded PLTS DS1 equivalent CTs[2] and Switched Transport DS1 Equivalent EFs[1] are with the Company in the LATA. The minimum service period for the sixty- (60) month fixed period term is twelve (12) months. This commitment level will remain for the duration of the term unless it is adjusted as set forth in E., following.

[1] Switched Transport DS1 equivalent EFs are based on 28 DS1 non-shared entrance facilities per Switched Transport DS3 facility. A non-shared Switched Transport DS1 or DS3 facility is a facility provisioned as 100% Switched Transport without any PLTS provisioning.

[2] PLTS DS1 equivalent CT's are based on 28 DS1 channel terminations per DS3, 28 SRS 1.544 Mbps channel terminations per SRS 44.736 Mbps and 84 DS1 channel terminations per SRS 155.52 Mbps.

Certain material found on this page formerly appeared on Page 7-286.3.
Certain material previously found on this page can now be found on Pages 7-442 and 7-443.

7. PRIVATE LINE TRANSPORT SERVICE

7.1 GENERAL

7.1.3 MULTI-PRODUCT PRICING PLANS

B.1. (Cont'd)

Switched Transport DS1 and DS3 Shared Use recurring rate elements (subject to the rules and regulations of Shared Use as set forth in 2.7 and 6.7.17, preceding) are included in the customer's Partnership Program average price calculation. The commitment level determination of a Shared Use facility is based solely on the Private Line Transport Service DS1 CT equivalent. When the customer requests that their Switched Transport DS1 and DS3 rate elements provisioned on non-shared EFs[1] to participate in the Partnership Program, the recurring rate elements are included in the customer's Partnership Program average price calculation and the Switched Transport DS1 equivalent EFs[1] are counted in the commitment level determination.

A customer can have only one Partnership Program in effect at one time within a LATA. The Company will negotiate a Service Date with the customer to establish Partnership Program, or change the Partnership Program commitment level as set forth in 5., following, in accordance with 5.2.1, preceding. For each billing period, the Partnership Program customer will be billed month-to-month rates for their Company DS1, DS3, SRS 1.544 Mbps, SRS 44.736 Mbps, SRS 155.52 Mbps rate elements. In addition the customer will be billed month-to-month rate elements for their participating Switched Transport DS1 and DS3 rate elements. The customer will receive the Partnership Program credit on their next month's billing as set forth in 2., following.

- [1] Switched Transport DS1 equivalent EFs are based on 28 DS1 non-shared entrance facilities per Switched Transport DS3 facility. A non-shared Switched Transport DS1 or DS3 facility is a facility provisioned as 100% Switched Transport without any PLTS provisioning.

Certain material found on this page formerly appeared on Pages 7-286.3 and 7-286.4.
Certain material previously found on this page can now be found on Page 7-444.

7. PRIVATE LINE TRANSPORT SERVICE

7.1 GENERAL

7.1.3 MULTI-PRODUCT PRICING PLANS

B.1. (Cont'd)

Customers subscribing to Partnership Program may not subscribe to any fixed period term plan for PLTS or Switched Transport including RCP and Switched Transport Commitment Program within the LATA with the exception of:

- a fixed period term plan for PLTS or Switched Transport CO Multiplexing provided the expiration of the CO Multiplexing fixed period term expires on or before the expiration of the Partnership Program's fixed period term date.
- a customer requested DS1 or DS3 Switched Transport Pricing Plan(s) on a non-shared facility when the customer has chosen to exclude all of their Switched Transport non-shared facilities from participation in the Partnership Program.

At the time Partnership Program is established, the Company will convert all of the customer's Company in-service DS1, DS3 SRS 1.544 Mbps, SRS 44.736 Mbps, SRS 155.52 Mbps and Switched Transport DS1 and DS3 Shared Use rate elements to month-to-month rate elements as set forth in 7., following.

At the customer's option, Switched Transport DS1 and DS3 non-shared rate elements may participate in the Partnership Program. When the customer requests their Switched Transport DS1 and DS3 non-shared rate elements to participate in the Partnership Program, the Company will convert all of the customer's Company in-service Switched Transport DS1 and DS3 non-shared rate elements to month-to-month rate elements as set forth in 7., following.

(T-M)

(T)

(T)

(T-M)

Certain material found on this page formerly appeared on Page 7-286.4.
Certain material previously found on this page can now be found on Page 7-445.

(Filed under Transmittal No. 1046.)

Issued: February 10, 2000

Effective: February 25, 2000

7. PRIVATE LINE TRANSPORT SERVICE

7.1 GENERAL

7.1.3 MULTI-PRODUCT PRICING PLANS

B.1. (Cont'd)

During the sixty (60) month commitment period, the Partnership Program customer's DS1, DS3, SRS CTs and Switched Transport DS1 or DS3 non-shared EFs may be moved anywhere within the LATA, without incurring Termination Liability. All applicable nonrecurring charges for the move will apply. Rates and charges for the new service will be those in effect at the time of the move. The Termination Liability and Waiver Policy, as set forth in 7.1.8 and 6.7.15, preceding, will not apply to Partnership Program moves.

2. Credit Calculation

To establish Partnership Program, or change the Partnership Program commitment level as set forth in 3., following, requests or orders received by the close of business on the 15th of the month will be effective with the following month's billing periods.

(M)

(T)

(T)

(T)

(M)

Certain material found on this page formerly appeared on Page 7-286.5.
Certain material previously found on this page can now be found on Page 7-460.

(Filed under Transmittal No. 1046.)

Issued: February 10, 2000

Effective: February 25, 2000

7. PRIVATE LINE TRANSPORT SERVICE

7.1 GENERAL

7.1.3 MULTI-PRODUCT PRICING PLANS

B.2. (Cont'd)

The Partnership Program credit will be applied to the customer's next month's billing. The Partnership Program credit is determined as set forth following:

- Divide the total Company services monthly recurring dollars billed, as described in 6.8.1, 7.11.4, 7.12.4 and 7.5.2, excluding DS1 Radio Interface, Free Framed DS1 Service, Automatic Loop Transfer, PLTS CO Multiplexing, D.C. Line Power, Transfer Arrangement, Switched Transport CO Multiplexing, Switched Transport Voice Grade, DID Service, DNAL Service, Switched Transport usage and Common Channel Signaling Network rate elements, by the total number of Company in-service DS1 equivalent CTs[1] and EFs[1] to derive the average price, (e.g., \$190,000 total monthly dollars billed divided by 500 total Company in service DS1 equivalent CTs and EFs[1] equals an average price of \$380. The customer in this example has chosen to participate at the 70% commitment level with 350 Company in-service DS1 equivalent CTs and EFs[1]), then, (T)
(T)
- Multiply the average price derived in 1., preceding, by the Company DS1 equivalent CTs and EFs[1] commitment level to equal a factored dollar amount sum, (e.g., \$380 multiplied by the 350 DS1 equivalent CTs and EFs[1] to equal a factored dollar amount sum of \$133,000), then, (T)
- Summarize the total monthly recurring dollars billed into three categories; On-Net PLTS, Off-Net PLTS and Switched Transport rate elements respectively, (e.g., for this example, \$114,000 of the \$190,000 equals the On-Net PLTS rate element sum, \$38,000 of the \$190,000 equals the Off-Net PLTS rate element sum and \$38,000 of the \$190,000 equals the Switched Transport rate element sum), then, (T)

[1] See footnotes [1] and [2] for 7.1.3.B.1.

Certain material found on this page formerly appeared on Pages 7-286.5 and 7-286.5.1.
Certain material previously found on this page can now be found on Page 7-461.

(Filed under Transmittal No. 1046.)

Issued: February 10, 2000

Effective: February 25, 2000

1801 California Street, Denver, Colorado 80202

7. PRIVATE LINE TRANSPORT SERVICE

7.1 GENERAL

7.1.3 MULTI-PRODUCT PRICING PLANS

B.2. (Cont'd)

- Divide, respectively, the On-Net PLTS, Off-Net PLTS and Switched Transport sums by the total monthly recurring dollars billed to determine the percentage of each category to the total (e.g., \$114,000 divided by \$190,000 equals 60% for On-Net PLTS, \$38,000 divided by \$190,000 equals 20% for Off-Net PLTS and \$38,000 divided by \$190,000 equals 20% for Switched Transport), then,
- Multiply the factored dollar amount sum from b., preceding, by the percentage for On-Net PLTS, Off-Net PLTS and Switched Transport derived in 4., preceding, to determine the factored dollar amount sum for On-Net PLTS, Off-Net PLTS and Switched Transport respectively (e.g., \$133,000 multiplied by the 60% On-Net PLTS equals \$79,800, \$133,000 multiplied by the 20% Off-Net PLTS equals \$26,600 and \$133,000 multiplied by the 20% Switched Transport equals \$26,600), then
- Multiply the factored dollar amount from c., preceding, for On-Net PLTS by 30% and by 20% for Off Net PLTS and Switched Transport, respectively (e.g., \$79,800 multiplied by 30% equals an On-Net PLTS credit of \$23,940, \$26,600 multiplied by 20% equals an Off-Net PLTS credit of \$5,320 and \$26,600 multiplied by 20% equals a Switched Transport credit of \$5,320) then,

Once the credit amounts are determined, the Company will apply the credits to the customer's respective PLTS and Switched Access Service billing accounts in the LATA.

(T-M)

(T)

(T)

(T)

(T)

(T)

(M)

Certain material found on this page formerly appeared on Page 7-286.5.1.
Certain material previously found on this page can now be found on Page 7-462.

(Filed under Transmittal No. 1046.)

Issued: February 10, 2000

Effective: February 25, 2000

7. PRIVATE LINE TRANSPORT SERVICE

7.1 GENERAL

(T-M)

7.1.3 MULTI-PRODUCT PRICING PLANS

B.2. (Cont'd)

(T)

For order activity involving moves, additions, changes or deletions, Partnership Program credit may not appear on the customer's immediate next month's billing after order completion due to delays in posting the order in the Company's billing system. Previous month's Partnership Program billing totals will not be recalculated when order posting is delayed; however, fractional charges will be reflected on the bill when the order posts to the billing system.

3. Commitment Level

(T)

Partnership Program is established by committing 70% or more of the customer's aggregate Company in-service DS1 equivalent CTs and EFs[1] as set forth in A., preceding, for a sixty- (60) month fixed period term within the LATA when the Company is the sole provider of facilities. When the customer makes a Partnership Program commitment and has other telecommunication provider facilities, the customer's commitment assures the Company that a minimum of seventy (70%) or more of the customer's total embedded 1.544 Mbps, 44.736 Mbps and 155.52 Mbps facilities are with the Company in the LATA. This commitment level will remain for the duration of the term unless adjusted as set forth in 5., following.

(T)

(T)

[1] See footnote[1] and [2] for 7.1.3.B.1.

(T-M)

Certain material found on this page formerly appeared on Page 7-286.6.
Certain material previously found on this page can now be found on Page 7-463.

7. PRIVATE LINE TRANSPORT SERVICE

7.1 GENERAL

7.1.3 MULTI-PRODUCT PRICING PLANS

B. Partnership Program(Cont'd)

4. Partnership Program Shortfall Calculation

For each month the aggregated Company in-service DS1 equivalent CTs and EFs[1] fall below the commitment level and/or the annual Partnership Program commitment level is verified as set forth in 8., following, the customer will be charged a shortfall on their next month's billing. The shortfall calculation is determined as follows:

- Determine the average price as set forth in 2., preceding, then,
- Multiply the average price times the difference between the commitment level and the aggregated Company in-service DS1 equivalent CTs and EFs[1] at the time of the Company's verification. In addition to the shortfall charge, the Partnership Program credit, as calculated in 2., preceding, will appear on the next month's billing.

[1] See footnote[1] and [2] for 7.1.3.B.1.

Certain material found on this page formerly appeared on Page 7-286.6.
Certain material previously found on this page can now be found on Page 7-464.

(Filed under Transmittal No. 1046.)

Issued: February 10, 2000

Effective: February 25, 2000

7. PRIVATE LINE TRANSPORT SERVICE

7.1 GENERAL

7.1.3 MULTI-PRODUCT PRICING PLANS

B.4. (Cont'd)

For example, the customer committed 350 Company in-service DS1 equivalent CTs and EFs[1] at the 70% level, as set forth in 2., preceding. At the time of the verification, the customer has a total of 250 Company in-service DS1 equivalent CTs and EFs[1]. A shortfall of 100 CT's and EFs[1] has occurred. Therefore, the average price as described in 2., preceding, is multiplied by the shortfall of 100 CTs and EFs[1] to equal a shortfall charge. The Company will bill the shortfall charge on the Partnership Program customer's next month's billing. The Partnership Program credit will also appear on the customer's next month's billing unless the customer has notified the Company to change the commitment level as set forth in 5., following.

If a customer's shortfall is due to Company reasons (e.g., a sale of serving wire centers or exchanges), a shortfall charge will not apply.

5. Adjusting the Commitment Level

a. Increasing the Partnership Program Commitment Level

The commitment level may be increased by notifying the Company in writing. An increase in the commitment level will not change the expiration date of the Partnership Program. Changes in the commitment level received by the close of business on the 15th of the month will be effective the first day of the following month.

[1] See footnote [1] and [2] for 7.1.3.B.1.

Certain material found on this page formerly appeared on Page 7-286.7.
Certain material previously found on this page can now be found on Page 7-465.

7. PRIVATE LINE TRANSPORT SERVICE

7.1 GENERAL

7.1.3 MULTI-PRODUCT PRICING PLANS

B.5. (Cont'd)

b. Decreasing the Partnership Program Commitment Level

The commitment level may be decreased by notifying the Company in writing. A decrease in the commitment level will not change the expiration date of the Partnership Program. Decreases in the commitment level received by the close of business on the 15th of the month will be effective the first day of the following month. If a customer's decrease in the commitment level is due to Company reasons (e.g., a sale of serving wire centers or exchanges), Termination Liability will not apply. Customers may decrease their commitment level in three ways: 1) by paying Termination Liability charges, as set forth in 7.1.8 and 6.7.15 on the number of Company DS1 equivalent CTs and EFs[1] by which the commitment level is decreased, or 2) by migrating to other services as set forth in the Waiver Policy in 7.1.8 and 6.7.15 or 3) by meeting the Nonappropriations Clause, as set forth in 7.1.8 and 6.7.15.

6. Termination Liability and Waiver Policy

A discontinuance of the Partnership Program services before the expiration date will result in the application of the Termination Liability, as set forth in 7.1.8 and 6.7.15. The Termination Liability will be 40% for DS1, SRS 1.544 Mbps and Switched Transport DS1 or 70% for DS3, SRS 44.736 Mbps, SRS 155.52 Mbps and Switched Transport DS3 based on the applicable month-to-month rate elements. A decrease in the commitment level or a migration to other services also may result in the application of the Termination Liability unless the customer satisfies the conditions specified in the Waiver Policy as set forth in 7.1.8 and 6.7.15.

In addition, the remaining Partnership Program commitment level may be reduced by the number of Company DS1 equivalent CTs and EFs[1] migrated to other services offered in this Tariff, at the customer's request, without incurring Termination Liability.

[1] See footnote [1] and [2] from 7.1.3.B.1.

Certain material found on this page formerly appeared on Page 7-286.8.
Certain material previously found on this page can now be found on Page 7-466.

7. PRIVATE LINE TRANSPORT SERVICE

7.1 GENERAL

7.1.3 MULTI-PRODUCT PRICING PLANS

B. Partnership Program (Cont'd)

7. Converting to Partnership Program

At the time a customer establishes Partnership Program within a LATA, all of the customer's DS1 VTPP, DS3 Pricing Plans, RCP, Switched Transport DS1 and DS3 Pricing Plans and STCP within the LATA, except as set forth in 1. and 2., preceding, will be converted to Partnership Program at the monthly rates in effect as of the establishment date. Termination Liability will not apply for those services converted to Partnership Program. A new minimum period of twelve (12) months applies. The commitment level and credit calculation of the Partnership Program will be as set forth in 2. and 3., preceding.

8. Annual Verification

The commitment level will be validated annually to ensure a 70% minimum commitment is maintained as described in 3., preceding. The customer must provide inventory of their total embedded facilities within ninety (90) days prior to the annual verification date of the Partnership Program. If the customer does not provide the inventory within this time frame, the Partnership Program discount will not apply until the next billing cycle following the verification of the customer's inventory by the Company. If, at the time of the annual review, the number of Company in-service DS1 equivalent CTs and EFs[1] has increased from the previous year, the commitment level will be changed to reflect 70% of the current Company in-service DS1 equivalent CTs and EFs[1]. If, at the time of the annual review, the number of Company in-service DS1 equivalent CTs and EFs[1] has decreased from the previous year, the commitment level will remain the same for the next twelve (12) months and a shortfall, as set forth in 4., preceding, will continue to be billed monthly until the customer adjusts the commitment level, as set forth in 5., preceding.

[1] See footnote [1] and [2] on Page 7-286.3.

Certain material found on this page formerly appeared on Page 7-286.8.1.
Certain material previously found on this page can now be found on Page 7-467.

7. PRIVATE LINE TRANSPORT SERVICE

7.1 GENERAL

7.1.3 MULTI-PRODUCT PRICING PLANS

B. Partnership Program (Cont'd)

9. Expiration of the Partnership Program

At the end of the Partnership Program term, the services may be converted to a new Partnership Program at the rates in effect at the time the new Partnership Program is established. Customers must notify the Company by the close of business on the 15th of the month prior to the expiration date of the existing Partnership Program in order for the credit to be continuous. If the customer does not enroll in a new Partnership Program, the Partnership Program will be discontinued.

(T-M)

(T)

(M)

Certain material found on this page formerly appeared on Page 7-286.8.2.
Certain material previously found on this page can now be found on Page 7-468.

(Filed under Transmittal No. 1046.)

Issued: February 10, 2000

Effective: February 25, 2000

7. PRIVATE LINE TRANSPORT SERVICE

7.1 GENERAL

(T-M)

7.1.3 MULTI-PRODUCT PRICING PLANS (Cont'd)

(T-M)

Certain material previously found on this page can now be found on Page 7-469.

(Filed under Transmittal No. 1046.)

Issued: February 10, 2000

Effective: February 25, 2000

7. PRIVATE LINE TRANSPORT SERVICE

7.1 GENERAL

(T-M)

7.1.3 MULTI-PRODUCT PRICING PLANS (Cont'd)

(T-M)

Certain material previously found on this page can now be found on Page 7-470.

(Filed under Transmittal No. 1046.)

Issued: February 10, 2000

Effective: February 25, 2000

7. PRIVATE LINE TRANSPORT SERVICE

7.1 GENERAL

(T-M)

7.1.3 MULTI-PRODUCT PRICING PLANS (Cont'd)

(T-M)

Certain material previously found on this page can now be found on Page 7-471.

(Filed under Transmittal No. 1046.)

Issued: February 10, 2000

Effective: February 25, 2000

7. PRIVATE LINE TRANSPORT SERVICE

7.1 GENERAL

(T-M)

7.1.3 MULTI-PRODUCT PRICING PLANS (Cont'd)

(T-M)

Certain material previously found on this page can now be found on Page 7-472.

(Filed under Transmittal No. 1046.)

Issued: February 10, 2000

Effective: February 25, 2000

7. PRIVATE LINE TRANSPORT SERVICE

Certain material previously found on this page can now be found on Page 7-643.

(Filed under Transmittal No. 1046.)

Issued: February 10, 2000

Effective: February 25, 2000

7. PRIVATE LINE TRANSPORT SERVICE

Certain material previously found on this page can now be found on Page 7-644.

(Filed under Transmittal No. 1046.)

Issued: February 10, 2000

Effective: February 25, 2000

7. PRIVATE LINE TRANSPORT SERVICE

Certain material previously found on this page can now be found on Page 7-645.

(Filed under Transmittal No. 1046.)

Issued: February 10, 2000

Effective: February 25, 2000

7. PRIVATE LINE TRANSPORT SERVICE

Certain material previously found on this page can now be found on Page 7-646.

(Filed under Transmittal No. 1046.)

Issued: February 10, 2000

Effective: February 25, 2000

7. PRIVATE LINE TRANSPORT SERVICE

Certain material previously found on this page can now be found on Page 7-647.

(Filed under Transmittal No. 1046.)

Issued: February 10, 2000

Effective: February 25, 2000

7. PRIVATE LINE TRANSPORT SERVICE

Certain material previously found on this page can now be found on Page 7-648.

(Filed under Transmittal No. 1046.)

Issued: February 10, 2000

Effective: February 25, 2000

7. PRIVATE LINE TRANSPORT SERVICE

Certain material previously found on this page can now be found on Pages 7-649.

(Filed under Transmittal No. 1046.)

Issued: February 10, 2000

Effective: February 25, 2000

7. PRIVATE LINE TRANSPORT SERVICE

Certain material previously found on this page can now be found on Page 7-667.

(Filed under Transmittal No. 1046.)

Issued: February 10, 2000

Effective: February 25, 2000

7. PRIVATE LINE TRANSPORT SERVICE

Certain material previously found on this page can now be found on Page 7-668.

(Filed under Transmittal No. 1046.)

Issued: February 10, 2000

Effective: February 25, 2000

7. PRIVATE LINE TRANSPORT SERVICE

Certain material previously found on this page can now be found on Page 7-669.

(Filed under Transmittal No. 1046.)

Issued: February 10, 2000

Effective: February 25, 2000

7. PRIVATE LINE TRANSPORT SERVICE

Certain material previously found on this page can now be found on Page 7-670.

(Filed under Transmittal No. 1046.)

Issued: February 10, 2000

Effective: February 25, 2000

7. PRIVATE LINE TRANSPORT SERVICE

Certain material previously found on this page can now be found on Page 7-671.

(Filed under Transmittal No. 1046.)

Issued: February 10, 2000

Effective: February 25, 2000

7. PRIVATE LINE TRANSPORT SERVICE

Certain material previously found on this page can now be found on Page 7-672.

(Filed under Transmittal No. 1046.)

Issued: February 10, 2000

Effective: February 25, 2000

7. PRIVATE LINE TRANSPORT SERVICE

Certain material previously found on this page can now be found on Page 7-673.

(Filed under Transmittal No. 1046.)

Issued: February 10, 2000

Effective: February 25, 2000

7. PRIVATE LINE TRANSPORT SERVICE

Certain material previously found on this page can now be found on Page 7-674.

(Filed under Transmittal No. 1046.)

Issued: February 10, 2000

Effective: February 25, 2000

7. PRIVATE LINE TRANSPORT SERVICE

Certain material previously found on this page can now be found on Page 7-675.

(Filed under Transmittal No. 1046.)

Issued: February 10, 2000

Effective: February 25, 2000

7. PRIVATE LINE TRANSPORT SERVICE

Certain material previously found on this page can now be found on Page 7-676.

(Filed under Transmittal No. 1046.)

Issued: February 10, 2000

Effective: February 25, 2000

7. PRIVATE LINE TRANSPORT SERVICE

Certain material previously found on this page can now be found on Page 7-677.

(Filed under Transmittal No. 1046.)

Issued: February 10, 2000

Effective: February 25, 2000

7. PRIVATE LINE TRANSPORT SERVICE

Certain material previously found on this page can now be found on Page 7-678.

(Filed under Transmittal No. 1046.)

Issued: February 10, 2000

Effective: February 25, 2000

7. PRIVATE LINE TRANSPORT SERVICE

Certain material previously found on this page can now be found on Page 7-679.

(Filed under Transmittal No. 1046.)

Issued: February 10, 2000

Effective: February 25, 2000

7. PRIVATE LINE TRANSPORT SERVICE

Certain material previously found on this page can now be found on Page 7-680.

(Filed under Transmittal No. 1046.)

Issued: February 10, 2000

Effective: February 25, 2000

7. PRIVATE LINE TRANSPORT SERVICE

Certain material previously found on this page can now be found on Page 7-681.

(Filed under Transmittal No. 1046.)

Issued: February 10, 2000

Effective: February 25, 2000

7. PRIVATE LINE TRANSPORT SERVICE

Certain material previously found on this page can now be found on Page 7-682.

(Filed under Transmittal No. 1046.)

Issued: February 10, 2000

Effective: February 25, 2000

7. PRIVATE LINE TRANSPORT SERVICE

Certain material previously found on this page can now be found on Page 7-694.

(Filed under Transmittal No. 1046.)

Issued: February 10, 2000

Effective: February 25, 2000

7. PRIVATE LINE TRANSPORT SERVICE

7.1 GENERAL (Cont'd)

(M)

7.1.4 SERVICE CONFIGURATIONS

(T)

There are three types of service configurations over which Private Line Transport Services are provided: two-point service, multipoint service and hub connecting service.

A. Two-Point Service

A two-point service connects two customer designated premises, either on a directly connected basis or through a Hub where multiplexing functions are performed.

Applicable rate elements are:

- Channel Terminations, SRS On-Net CTs or SST CO Nodes
- Transport Channels (as applicable)
- SST CO Ports (as applicable)
- Optional Features and Functions (when applicable)
- Central Office Connecting Channels (when applicable)

In addition, a Private Line Transport Surcharge and a Message Station Equipment Recovery Charge as set forth in 7.1.2, may be applicable.

(T)

(T-M)

Certain material on this page formerly appeared on Page 7-9.
Certain material previously found on this page can now be found on Page 7-119.

(Filed under Transmittal No. 1046.)

Issued: February 10, 2000

Effective: February 25, 2000

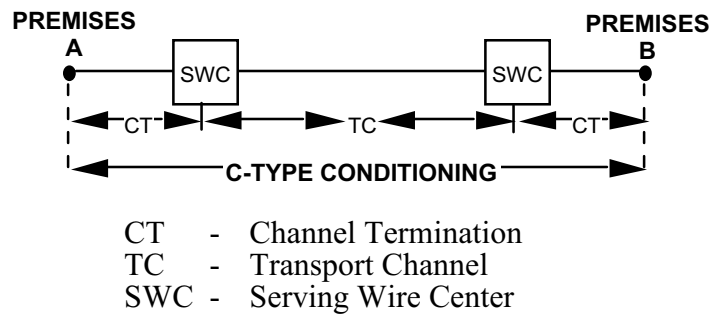
7. PRIVATE LINE TRANSPORT SERVICE

7.1 GENERAL

7.1.4 SERVICE CONFIGURATIONS

A. Two-Point Service (Cont'd)

The following diagram depicts a two-point Voice Grade service connecting two customer designated premises located 15 miles apart. The service is provided with C-Type Conditioning.



Applicable rate elements are:

- Channel Terminations (2 applicable)
- Transport Channel (mileage band over 8 to 25 miles)
- C-Type Conditioning Optional Feature (2 applicable)

Certain material on this page formerly appeared on Page 7-10.
Certain material previously found on this page can now be found on Page 7-120.

(Filed under Transmittal No. 1046.)

Issued: February 10, 2000

Effective: February 25, 2000

7. PRIVATE LINE TRANSPORT SERVICE

7.1 GENERAL

7.1.4 SERVICE CONFIGURATIONS (Cont'd)

B. Multipoint Service

Multipoint service connects three or more customer designated premises through a Telephone Company Hub. There is no limitation on the number of mid-links available with multipoint service. However, when more than three mid-links are provided in tandem, the quality of the service may be degraded. A mid-link is a channel between Hubs (i.e., bridging locations). Only certain types of Private Line Transport Service are provided as multipoint service. These are so designated in the Service Descriptions.

Multipoint service utilizing a customized technical specifications package, will be provided when technically possible. If the Telephone Company determines that the requested characteristics for a multipoint service are not compatible, the customer will be advised and given the opportunity to change the order.

When ordering, the customer will specify the desired bridging Hub(s) selected from the National Exchange Carrier Association, Inc. Tariff F.C.C. No. 4. This Tariff identifies the type(s) of bridging functions which are available and the serving wire centers at which they are available.

Applicable Rate Elements are:

- Channel Terminations (one per customer designated premises)
- Transport Channel as applicable between each SWC associated with the designated customer premises and the Hub and between Hubs
- Bridging
- Additional Optional Features and Functions (when applicable)

Certain material on this page formerly appeared on Page 7-11.
Certain material previously found on this page can now be found on Page 7-121.

(Filed under Transmittal No. 1046.)

Issued: February 10, 2000

Effective: February 25, 2000

7. PRIVATE LINE TRANSPORT SERVICE

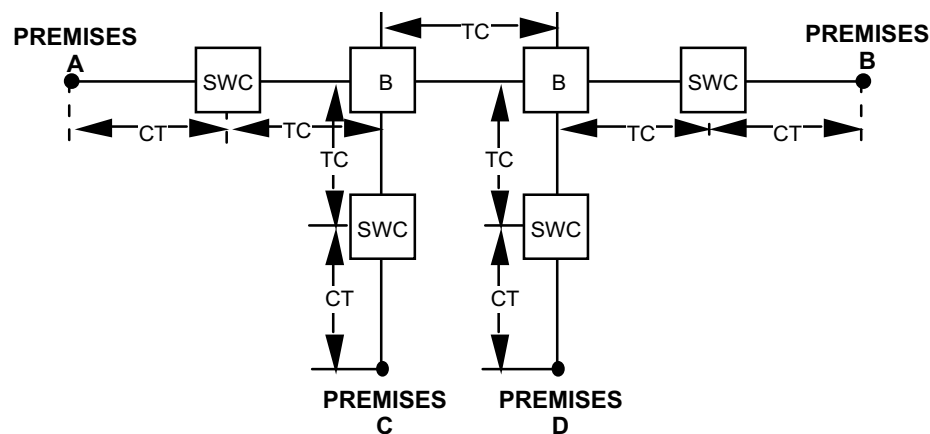
7.1 GENERAL

7.1.4 SERVICE CONFIGURATIONS

B. Multipoint Service (Cont'd)

In addition, the Private Line Transport Surcharge and a Message Station Equipment Recovery Charge as set forth in 7.1.2, may be applicable.

EXAMPLE: Voice Grade multipoint service connecting four customer premises via two customer specified bridging hubs.



CT - Channel Termination
TC - Transport Channel
B - Bridging
SWC - Serving Wire Center

Applicable rate elements are:

- Channel Terminations (4 applicable)
- Transport Channel (5 sections, each from appropriate mileage band)
- Bridging (6 applicable, i.e., each bridge port)

Certain material on this page formerly appeared on Page 7-12.
Certain material previously found on this page can now be found on Page 7-122.

(Filed under Transmittal No. 1046.)

Issued: February 10, 2000

Effective: February 25, 2000

7. PRIVATE LINE TRANSPORT SERVICE

7.1 GENERAL

7.1.4 SERVICE CONFIGURATIONS (Cont'd)

(M)
(T)

C. Hub Connecting Service

A Hub Connecting Service connects a customer designated premises to a Company Hub where it may be connected to a bridge, multiplexer or other service function. For example, one customer may use the Hub Connecting Service to access a multipoint service purchased by another customer (e.g., weather distribution service, broadcast audio network) or another service (e.g., WATS Access Service).

Applicable rate elements are:

- Channel Termination, SRS On-Net CTs or SST CO Nodes
- C.O. Connecting Channel (when applicable)
- SST CO Ports (as applicable)
- Transport Channels (as applicable)
- Optional Features and Functions (when applicable)
- Bridging (when applicable)

Hub Connecting Service may also be utilized in conjunction with Switched Access Services (e.g., Feature Group D), to provide a dedicated connection to certain access services, such as WATS Access Service and Public Packet Switched Network (PPSN) service. A description of WATS Access Service is detailed in 6.3.1.T. and 6.3.1.U., preceding. PPSN is described in Section 8, following.

In addition, a Private Line Transport Surcharge and a Message Station Recovery Charge as set forth in 7.1.2, may be applicable.

(T)
(T-M)

Certain material on this page formerly appeared on Page 7-13.
Certain material previously found on this page can now be found on Page 7-123.

(Filed under Transmittal No. 1046.)

Issued: February 10, 2000

Effective: February 25, 2000

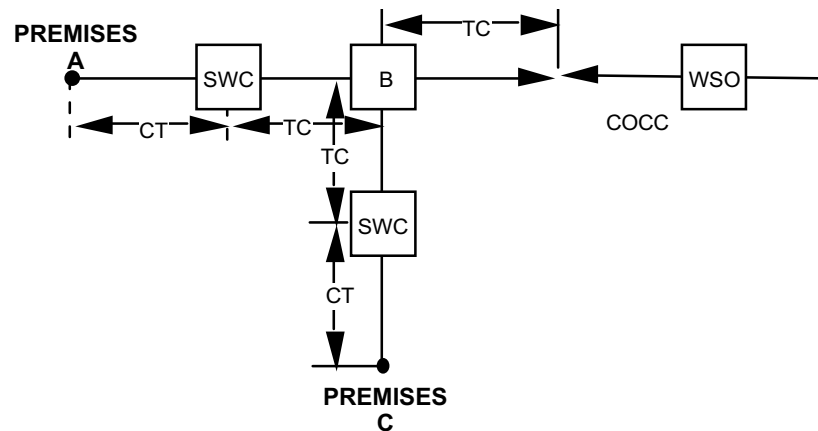
7. PRIVATE LINE TRANSPORT SERVICE

7.1 GENERAL

7.1.4 SERVICE CONFIGURATIONS

C. Hub Connecting Service (Cont'd)

EXAMPLE 1: Voice Grade multipoint service connecting two customer premises via a customer specified bridging Hub to a WATS Serving Office.



- CT - Channel Termination
- TC - Transport Channel
- B - Bridging
- SWC - Serving Wire Center
- COCC - Central Office Connecting Channel
(1 applicable)
- WSO - WATS Serving Office

Certain material on this page formerly appeared on Page 7-14.
Certain material previously found on this page can now be found on Page 7-124.

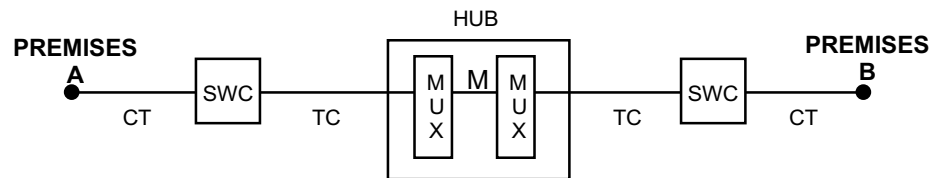
7. PRIVATE LINE TRANSPORT SERVICE

7.1 GENERAL

7.1.4 SERVICE CONFIGURATIONS

C. Hub Connecting Service (Cont'd)

EXAMPLE 2: DS1 Service connecting an individual channel of one multiplexer to an individual channel of another multiplexer via a Central Office Multiplexer to Multiplexer Connecting Arrangement.



CT - Channel Termination
TC - Transport Channel
HUB - Hub Wire Center
MUX - Multiplexer
M - Multiplexer to Multiplexer
Connecting Arrangement
SWC - Serving Wire Center

Certain material on this page formerly appeared on Page 7-15.
Certain material previously found on this page can now be found on Page 7-125.

(Filed under Transmittal No. 1046.)

Issued: February 10, 2000

Effective: February 25, 2000

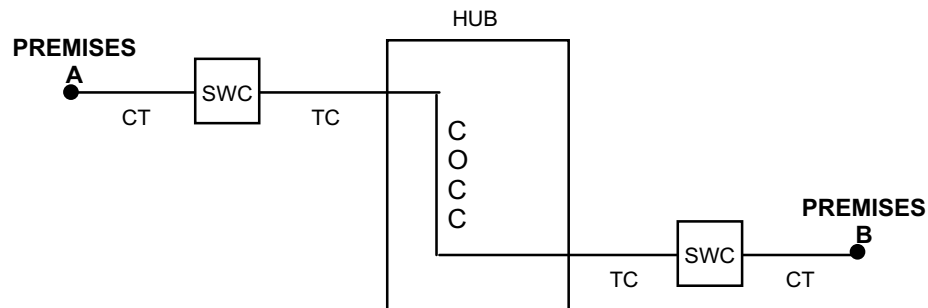
7. PRIVATE LINE TRANSPORT SERVICE

7.1 GENERAL

7.1.4 SERVICE CONFIGURATIONS

C. Hub Connecting Service (Cont'd)

EXAMPLE 3: DS1 Service connecting two like services installed as two separate services via a Central Office Connecting Channel.



CT - Channel Termination
TC - Transport Channel
HUB - Hub Wire Center
COCC - Central Office Connecting Arrangement
SWC - Serving Wire Center

Certain material on this page formerly appeared on Page 7-16.
Certain material previously found on this page can now be found on Page 7-126.

(Filed under Transmittal No. 1046.)

Issued: February 10, 2000

Effective: February 25, 2000

7. PRIVATE LINE TRANSPORT SERVICE

7.1 GENERAL (Cont'd)

7.1.5 OPEN NETWORK ARCHITECTURE (ONA) GENERIC NAMES

The following list of Company-designated Open Network Architecture (ONA) Basic Service Elements (BSEs) identifies the generic equivalent name for each of the BSEs from Telcordia's ONA Services Users Guide, dated July 31, 1991.

GENERIC	U S WEST
Access to Clear Channel Termination	Clear Channel Capability
Automatic Protection Switching	Automatic Loop Transfer
Bridging	Central Office Bridging
Conditioning	Capability
Multiplexing - Digital	Private Line Conditioning
Network Reconfiguration	Multiplexing
Secondary Channel Capability	Command A Link
	Secondary Channel

(T-M)

(T)

(M)

Certain material on this page formerly appeared on Page 7-20.
Certain material previously found on this page can now be found on Page 7-127.

(Filed under Transmittal No. 1046.)

Issued: February 10, 2000

Effective: February 25, 2000

7. PRIVATE LINE TRANSPORT SERVICE

7.1 GENERAL (Cont'd)

7.1.6 CHANNEL INTERFACE AND NETWORK CHANNEL CODES

This section explains the Channel Interface codes and Network Channel codes that the customer must specify when ordering Private Line Transport Service. Included is an example which explains the specific characters of the code, a glossary of Channel Interface codes, impedance levels, Network Channel codes and compatible Channel Interfaces.

EXAMPLE: If the customer specifies a TG1 Network Channel Code and a 2TT2-2 Channel Interface at the customer's premises, the following is being requested:

TG1	=	Low Speed Data Channel with a Predefined Technical Specification Package
2	=	Number of physical wires at customer premises
TT	=	Facility interface for telegraph
2	=	600 ohms impedance
2	=	20 milliamperes

(T-M)

(T)

(M)

Certain material on this page formerly appeared on Page 7-110.
Certain material previously found on this page can now be found on Page 7-128.

(Filed under Transmittal No. 1046.)

Issued: February 10, 2000

Effective: February 25, 2000

7. PRIVATE LINE TRANSPORT SERVICE

7.1 GENERAL

7.1.6 CHANNEL INTERFACE AND NETWORK CHANNEL CODES (Cont'd)

A. Glossary of Channel Interface Codes and Options

CODE	OPTION	DEFINITION
AB		Accepts 20 Hz ringing signal at customer's point of termination
AC		Accepts 20 Hz ringing signal at customer's end user's point of termination
	R	Two-digit code select (≤ 10)
AH		Analog high capacity interface
	B	60 kHz to 108 kHz (12 channels)
	C	312 kHz to 552 kHz (60 channels)
	D	564 kHz to 3084 kHz (600 channels)
CC		Telephone Company provides contact closure at the interface
CT		Centrex Tie Trunk Termination

(T-M)

(T)

(M)

Certain material on this page formerly appeared on Page 7-111.
Certain material previously found on this page can now be found on Page 7-129.

(Filed under Transmittal No. 1046.)

Issued: February 10, 2000

Effective: February 25, 2000

7. PRIVATE LINE TRANSPORT SERVICE

7.1 GENERAL

7.1.6 CHANNEL INTERFACE AND NETWORK CHANNEL CODES

A. Glossary of Channel Interface Codes and Options (Cont'd)

CODE	OPTION	DEFINITION
CS		Digital hierarchy interface at a central office digital crossconnect (or similar) device
	15	1.544 Mbps (DS1) using AMI line code and Superframe (SF) Format.
	EA	E&M signaling
	GO	Ground-Start - open end
	GS	Ground-Start - closed end
	LO	Loop-Start - open end
	LS	Loop-Start - closed end
	NO	Transmission only - no signalling
	15B	1.544 Mbps (DS1) using B8ZS and SuperFrame (SF) format
DA		Data stream in VF frequency band at customer's point of termination
DB		Data stream in VF frequency band at customer's point of termination
	10	VF for TG1 and TG2
	101	Frequency Shift Keying (108 Type Data Set) Telephone Company transmits F1 tone
	102	Frequency Shift Keying (108 Type Data Set) Telephone Company transmits F2 tone
	43	VF for 43 Telegraph Carrier-type signals, TG1 and TG2

(T-M)

(T)

(M)

Certain material on this page formerly appeared on Page 7-112.
 Certain material previously found on this page can now be found on Page 7-130.

(Filed under Transmittal No. 1046.)

Issued: February 10, 2000

Effective: February 25, 2000

7. PRIVATE LINE TRANSPORT SERVICE

7.1 GENERAL

7.1.6 CHANNEL INTERFACE AND NETWORK CHANNEL CODES

A. Glossary of Channel Interface Codes and Options (Cont'd)

CODE	OPTION	DEFINITION
DC		Direct current or voltage
	1	Monitoring interface with series RC combinations (McCulloh format-Master Station)
	2	Telephone Company energized alarm channel
	2M	Telephone Company energized alarm channel for McCulloh format
	3	Metallic facilities (DC continuity) for direct Current/low frequency control signals or slow speed data (30 baud)
DD		<i>DATAPHONE</i> Select-A-Station (and TABS) interface at customer's point of termination
DE		<i>DATAPHONE</i> Select-A-Station (and TABS) interface at the customer's end user's point of termination

(T-M)

(T)

(T-M)

Certain material on this page formerly appeared on Page 7-113.
Certain material previously found on this page can now be found on Page 7-131.

(Filed under Transmittal No. 1046.)

Issued: February 10, 2000

Effective: February 25, 2000

7. PRIVATE LINE TRANSPORT SERVICE

7.1 GENERAL

7.1.6 CHANNEL INTERFACE AND NETWORK CHANNEL CODES

A. Glossary of Channel Interface Codes and Options (Cont'd)

CODE	OPTION	DEFINITION
DJ		Digital hierarchy interface (Non-DSX-1)
	1K	1.544 Mbps (DS1) using AMI line code and ANSI Extended SuperFrame (ESF) format
	1S	1.544 Mbps (DS1) using B8ZS line code and ANSI Extended SuperFrame (ESF) format
	1Z	1.544 Mbps (DS1) using AMI line code and ANSI Extended SuperFrame (ESF) format with ZBTISI
	15	1.544 Mbps (DS1) using AMI line code and SuperFrame (SF) format
	15B	1.544 Mbps (DS1) using B8ZS line code and SuperFrame (SF) format
	15K	1.544 Mbps (DS1) using AMI line code and Non-ANSI Extended SuperFrame (ESF) format
	15S	1.544 Mbps (DS1) using B8ZS line code and Non-ANSI Extended SuperFrame (ESF) format
	15Z	1.544 Mbps (DS1) using AMI line code and Non-ANSI Extended SuperFrame (ESF) format with ZBTISI
	GO[1]	Ground-Start - open end
	GS[1]	Ground-Start - closed end
	LO[1]	Loop-Start - open end
	LS[1]	Loop-Start - closed end
	EA[1]	E&M signaling
	NO[1]	Transmission only - no signaling

[1] This code is available only for use in Telephone Company Serving Wire Centers.

Certain material on this page formerly appeared on Page 7-114.

Certain material previously found on this page can now be found on Page 7-132.

(Filed under Transmittal No. 1046.)

Issued: February 10, 2000

Effective: February 25, 2000

1801 California Street, Denver, Colorado 80202

7. PRIVATE LINE TRANSPORT SERVICE

7.1 GENERAL

7.1.6 CHANNEL INTERFACE AND NETWORK CHANNEL CODES

A. Glossary of Channel Interface Codes and Options (Cont'd)

CODE	OPTION	DEFINITION
DM		Data stream in VF frequency band at Central Office location
	2P	1.2 kbps 212A Type Modem Operation for use with Packet Switching
	3	1.2 kbps 202T Type Modem Operation for use with Message Delivery Service or Caller Identification - Bulk
	3P	1.2 kbps 202T Type Modem Operation for use with Packet Switching
	4P	2.4 kbps CCITT V.26 and 201C compatible for use with Packet Switching
	5P	4.8 kbps 208A Type Modem Operation for use with Packet Switching
	6P	9.6 kbps CCITT V.29 Compatible for use with Packet Switching
	7P	4.8 kbps CCITT V.27 Compatible for use with Packet Switching
DS		Digital hierarchy interface (DSX-1)
	1K	1.544 Mbps (DS1) using AMI line code and ANSI Extended SuperFrame (ESF) format
	1S	1.544 Mbps (DS1) using B8ZS line code and ANSI Extended SuperFrame (ESF) format
	1Z	1.544 Mbps (DS1) using AMI line code and ANSI Extended SuperFrame (ESF) format with ZBTISI

Certain material on this page formerly appeared on Page 7-115.
Certain material previously found on this page can now be found on Page 7-133.

(Filed under Transmittal No. 1046.)

Issued: February 10, 2000

Effective: February 25, 2000

7. PRIVATE LINE TRANSPORT SERVICE

7.1 GENERAL

7.1.6 CHANNEL INTERFACE AND NETWORK CHANNEL CODES

A. Glossary of Channel Interface Codes and Options (Cont'd)

CODE	OPTION	DEFINITION
DS		Digital hierarchy interface (DSX-1) (Cont'd)
	15	1.544 Mbps (DS1) using AMI line code and SuperFrame (SF) format
	15B	1.544 Mbps (DS1) using B8ZS line code and SuperFrame (SF) format
	15E	8-bit PCM encoded in one 64 kbps of the DS1 signal
	15F	8-bit PCM encoded in two 64 kbps of the DS1 signal
	15G	8-bit PCM encoded in three 64 kbps of the DS1 signal
	15H	14/11-bit PCM encoded in six 64 kbps of the DS1 signal
	15K	1.544 Mbps (DS1) using AMI line code and Non-ANSI Extended Superframe (ESF) format
	15L	1.544 Mbps (DS1) with SF signaling
	15S	1.544 Mbps (DS1) using B8ZS line code and Non-ANSI Extended Superframe (ESF) format
	15Z	1.544 Mbps (DS1) using AMI line code with ZBTISI algorithm and Non-ANSI Extended Superframe format (ESF)
	31	3.152 Mbps (DS1C)
	31L	3.152 Mbps (DS1C) with SF signaling

(T-M)

(T)

(M)

Certain material on this page formerly appeared on Page 7-116.
 Certain material previously found on this page can now be found on Page 7-134.

(Filed under Transmittal No. 1046.)

Issued: February 10, 2000

Effective: February 25, 2000

7. PRIVATE LINE TRANSPORT SERVICE

7.1 GENERAL

7.1.6 CHANNEL INTERFACE AND NETWORK CHANNEL CODES

A. Glossary of Channel Interface Codes and Options (Cont'd)

CODE	OPTION	DEFINITION
DS		Digital hierarchy interface (DSX-1) (Cont'd)
	44	44.736 Mbps (DS3)
	44A	Capacity of 1 DS3
	44B	Capacity of 2 DS3s
	44C	Capacity of 3 DS3s
	44E	Capacity of 6 DS3s
	44F	Capacity of 9 DS3s
	44G	Capacity of 12 DS3s
	44J	Capacity of 36 DS3s
	44N	Capacity of 24 DS3s
	GO[1]	Ground-Start - open end
	GS[1]	Ground-Start - closed end
	LO[1]	Loop-Start - open end
	LS[1]	Loop-Start - closed end
	EA[1]	E&M signaling
	NO[1]	Transmission only - no signaling

[1] This code is available only for use in Telephone Company Serving Wire Centers.

Certain material on this page formerly appeared on Page 7-117.

Certain material previously found on this page can now be found on Page 7-135.

(Filed under Transmittal No. 1046.)

Issued: February 10, 2000

Effective: February 25, 2000

7. PRIVATE LINE TRANSPORT SERVICE

7.1 GENERAL

7.1.6 CHANNEL INTERFACE AND NETWORK CHANNEL CODES

A. Glossary of Channel Interface Codes and Options (Cont'd)

CODE	OPTION	DEFINITION
DU		Digital access interface
	1K	1.544 Mbps (DS1) using AMI line code and ANSI Extended SuperFrame (ESF) format
	1KN	1.544 Mbps (DS1) using AMI line code and ANSI Extended SuperFrame (ESF) format, but without D.C. Line Power
	1S	1.544 Mbps (DS1) using B8ZS line code and ANSI Extended SuperFrame (ESF) format
	1SN	1.544 Mbps (DS1) using B8ZS line code and ANSI Extended SuperFrame (ESF) format, but without D.C. Line Power
	1Z	1.544 Mbps (DS1) using AMI line code and ANSI Extended SuperFrame (ESF) format with ZBTSI
	1ZN	1.544 Mbps (DS1) using AMI line code and ANSI Extended SuperFrame (ESF) format with ZBTSI, but without D.C. Line Power
	24	2.4 kbps
	24S	2.4 kbps with Secondary Channel
	48	4.8 kbps
	48S	4.8 kbps with Secondary Channel

(T-M)

(T)

(M)

Certain material on this page formerly appeared on Page 7-118.

(Filed under Transmittal No. 1046.)

Issued: February 10, 2000

Effective: February 25, 2000

7. PRIVATE LINE TRANSPORT SERVICE

7.1 GENERAL

7.1.6 CHANNEL INTERFACE AND NETWORK CHANNEL CODES

A. Glossary of Channel Interface Codes and Options (Cont'd)

CODE	OPTION	DEFINITION
DU		Digital access interface (Cont'd)
	GO[1]	Ground-Start - open end
	GS[1]	Ground-Start - closed end
	LO[1]	Loop-Start - open end
	LS[1]	Loop-Start - closed end
	EA[1]	E&M signaling
	NO[1]	Transmission only - no signaling
	19	19.2 kbps
	19S	19.2 kbps with Secondary Channel
	56	56.0 kbps
	56S	56.0 kbps with Secondary Channel
	64	64.0 kbps
	96	9.6 kbps
	96S	9.6 kbps with Secondary Channel
	B	1.544 Mbps (DS1) using AMI line code and SuperFrame (SF) format
	BN	1.544 Mbps (DS1) format per Technical Reference TR-NPL-000054 plus D4 without D.C. Line Power
	C	1.544 Mbps (DS1) using AMI line code and Non-ANSI Extended SuperFrame (ESF) format
	CN	1.544 Mbps (DS1) using AMI line code and Non-ANSI Extended SuperFrame (ESF) format, without D.C. Line power

[1] This code is available only for use in Company Serving Wire Centers.

Certain material on this page formerly appeared on Page 7-119.

Certain material previously found on this page can now be found on Page 7-136.

(Filed under Transmittal No. 1046.)

Issued: February 10, 2000

Effective: February 25, 2000

7. PRIVATE LINE TRANSPORT SERVICE

7.1 GENERAL

7.1.6 CHANNEL INTERFACE AND NETWORK CHANNEL CODES

A. Glossary of Channel Interface Codes and Options (Cont'd)

CODE	OPTION	DEFINITION
DU		Digital access interface (Cont'd)
	D	1.544 Mbps (DS1) using B8ZS line code and SuperFrame (SF) format, with D.C. Line Power
	DN	1.544 Mbps (DS1) using B8ZS line code and SuperFrame (SF) format, without D.C. Line Power
	S	1.544 Mbps (DS1) using B8ZS line code and Non-ANSI Extended Superframe (ESF) format
	SN	1.544 Mbps (DS1) using B8ZS line code and Non-ANSI Extended Superframe (ESF) format, without D.C. Line Power
	Z	1.544 Mbps (DS1) using AMI line code with ZBTSI algorithm and Non-ANSI Extended Superframe (ESF) format
	ZN	1.544 Mbps (DS1) using AMI line code and Non-ANSI Extended Superframe (ESF) format with ZBTSI application, without D.C. Line Power
DX		Duplex signaling interface at customer's point of termination (grandfathered)
DY		Duplex signaling interface at customer's end user's point of termination (grandfathered)

(T-M)

(T)

(M)

Certain material on this page formerly appeared on Page 7-120.
 Certain material previously found on this page can now be found on Page 7-137.

(Filed under Transmittal No. 1046.)

Issued: February 10, 2000

Effective: February 25, 2000

7. PRIVATE LINE TRANSPORT SERVICE

7.1 GENERAL

7.1.6 CHANNEL INTERFACE AND NETWORK CHANNEL CODES

A. Glossary of Channel Interface Codes and Options (Cont'd)

CODE	OPTION	DEFINITION
EA	E	Type I E&M Lead Signaling. Customer at POT or customer's end user at POT originates on E Lead.
EA	M	Type I E&M Lead Signaling. Customer at POT or customer's end user at POT originates on M Lead.
EB	E	Type II E&M Lead Signaling. Customer at POT or customer's end user at POT originates on E Lead.
EB	M	Type II E&M Lead Signaling. Customer at POT or customer's end user at POT originates on M Lead.
EC		Type III E&M Lead Signaling. Switching system equipment originates on M Lead.
EX		Connects customer's carrier channel to a Telephone Company carrier channel using tandem signaling.
	A	The Telephone Company has the closed-end equipment.
	B	The Telephone Company has the open-end equipment.

Certain material on this page formerly appeared on Page 7-121.
Certain material previously found on this page can now be found on Page 7-138.

(Filed under Transmittal No. 1046.)

Issued: February 10, 2000

Effective: February 25, 2000

7. PRIVATE LINE TRANSPORT SERVICE

7.1 GENERAL

7.1.6 CHANNEL INTERFACE AND NETWORK CHANNEL CODES

A. Glossary of Channel Interface Codes and Options (Cont'd)

CODE	OPTION	DEFINITION
FC		Optical Interface
	12	Capacity of 24 DS3s
	13	Capacity of 3 DS3s
	16	Capacity of 36 DS3s
	27	Capacity of 6 DS3
	40	Capacity of 9 DS3s
	56	Capacity of 12 DS3s
	81	Capacity of 18 DS3s
	90	Capacity of 2 DS3s
	GO[1]	Ground-Start - open end
	GS[1]	Ground-Start - closed end
	LO[1]	Loop-Start - open end
	LS[1]	Loop-Start - closed end
	EA[1]	E&M signaling
	NO[1]	Transmission only - no signaling
GO		Ground start loop signaling - open end function by customer or customer's end user

(T-M)

(T)

(M)

(D-x)

[1] This code is available only for use in Telephone Company Serving Wire Centers.

(M)

(x) Certain material previously found on this page is now contained in Technical Publication PUB 77317.

Certain material on this page formerly appeared on Page 7-122.

(Filed under Transmittal No. 1046.)

Issued: February 10, 2000

Effective: February 25, 2000

7. PRIVATE LINE TRANSPORT SERVICE

7.1 GENERAL

7.1.6 CHANNEL INTERFACE AND NETWORK CHANNEL CODES

A. Glossary of Channel Interface Codes and Options (Cont'd)

CODE	OPTION	DEFINITION
GS		Ground start loop signaling - closed end function by customer or customer's end user
	C	Centrex foreign exchange trunk termination
	M	CO answering service concentrator
IA		E.I.A. (25 pin RS-232)
LA		End user loop start loop signaling - Type A registered port open end
LB		End user loop start loop signaling - Type B registered port open end
LC		End user loop start loop signaling - Type C registered port open end
LO		Loop start loop signaling - open end
LR		20 Hz automatic ringdown interface at customer POT with Telephone Company provided Private Line Automatic Ringdown (PLAR)
	A	D4 type PLAR channel unit signaling format
	B	D3 type PLAR channel unit signaling format

(T-M)

(T)

(M)

(D-x)

(x) Certain material previously found on this page is now contained in Technical Publication PUB 77308 and PUB 77309.

Certain material on this page formerly appeared on Page 7-123.

(Filed under Transmittal No. 1046.)

Issued: February 10, 2000

Effective: February 25, 2000

7. PRIVATE LINE TRANSPORT SERVICE

7.1 GENERAL

7.1.6 CHANNEL INTERFACE AND NETWORK CHANNEL CODES

A. Glossary of Channel Interface Codes and Options (Cont'd)

CODE	OPTION	DEFINITION
LS		Loop start loop signaling - closed end function by customer or customer's end user
	M	CO answering service concentrator
NO		No signaling interface, transmission only
PG		Program transmission - no dc signaling
	1	Nominal frequency from 50 to 15,000 Hz
	3	Nominal frequency from 200 to 3,500 Hz
	5	Nominal frequency from 100 to 5,000 Hz
	8	Nominal frequency from 50 to 8,000 Hz
PR		Protective relaying[1]

(T-M)

(T)

(M)

(D-x)

[1] Available only for the transmission of audio tone protective relaying signals used in the protection of electric power systems during fault conditions.

(M)

(M)

(x) Certain material previously found on this page is now contained in Technical Publication PUB 77200, PUB 77312, PUB 77326, PUB 77322, PUB 77401, PUB 77375, PUB 77340.

Certain material on this page formerly appeared on Page 7-124.

(Filed under Transmittal No. 1046.)

Issued: February 10, 2000

Effective: February 25, 2000

7. PRIVATE LINE TRANSPORT SERVICE

7.1 GENERAL

7.1.6 CHANNEL INTERFACE AND NETWORK CHANNEL CODES

A. Glossary of Channel Interface Codes and Options (Cont'd)

CODE	OPTION	DEFINITION
RF		Radio Interface
	AC	Capacity of 3 DS3s utilizing a 6 GHZ system
	AF	Capacity of 6 DS3s utilizing a 6 GHZ system
	AI	Capacity of 9 DS3s utilizing a 6 GHZ system
	AL	Capacity of 12 DS3s utilizing a 6 GHZ system
	BC	Capacity of 3 DS3s utilizing a 11 GHZ system
	BF	Capacity of 6 DS3s utilizing a 11 GHZ system
	BI	Capacity of 9 DS3s utilizing a 11 GHZ system
	BL	Capacity of 12 DS3s utilizing a 11 GHZ system
RV	0	Reverse battery signaling, one way operation, originate by customer
	T	Reverse battery signaling, one way operation, terminate functions by customer or customer's end user
SF		Single frequency signaling with VF band
	AB[1]	SF to manual ring
	EA[1]	SF to E&M signaling
	GO[1]	SF to loop signaling, ground start, open end
	GS[1]	SF to loop signaling, ground start, closed end
	LO[1]	SF to loop signaling, loop start, open end
	LS[1]	SF to loop signaling, loop start, closed end
	LR[1]	SF to automatic ring

[1] Applicable option needed only when associated interface protocol is high capacity, i.e., "CS", "DJ", "DS" or "DU".

(x) Certain material previously found on this page is now contained in Technical Publication PUB 77324.

Certain material on this page formerly appeared on Page 7-125.

(Filed under Transmittal No. 1046.)

Issued: February 10, 2000

Effective: February 25, 2000

7. PRIVATE LINE TRANSPORT SERVICE

7.1 GENERAL

7.1.6 CHANNEL INTERFACE AND NETWORK CHANNEL CODES

A. Glossary of Channel Interface Codes and Options (Cont'd)

CODE	OPTION	DEFINITION
TF		Telephotograph interface
TT		Telegraph/teletypewriter interface at either customer POT or customer's end user POT
	2	20.0 milliamperes
	6	62.5 milliamperes
TV		Television interface
	1	Combined (diplexed) video and one audio signal
	2	Combined (diplexed) video and two audio signals
	5	Video plus one (or two) audio 5 kHz signals or one (or two) two wire
	15	Video plus one (or two) audio 15 kHz signals

(T-M)

(T)

(M)

(D-x)

(x) Certain material previously found on this page is now contained in Technical
Publication PUB 77317.

Certain material on this page formerly appeared on Page 7-126.

(Filed under Transmittal No. 1046.)

Issued: February 10, 2000

Effective: February 25, 2000

7. PRIVATE LINE TRANSPORT SERVICE

7.1 GENERAL

7.1.6 CHANNEL INTERFACE AND NETWORK CHANNEL CODES (Cont'd)

B. Impedance

The nominal reference impedance with which the channel will be terminated for the purpose of evaluating transmission performance:

VALUE (OHMS)	CODE(S)
110	0
150	1
600	2
900	3[1]
135	5
75	6
124	7
Variable	8
100	9

(T-M)

(T)

(M)

(D-x)

[1] For those interface codes with a four-wire transmission path at the customer's designated POT, rather than a standard 900 ohm impedance, the code (3) denotes a customer provided transmission equipment termination. Such terminations were provided to customers in accordance with the F.C.C. Docket No. 20099 Settlement Agreement.

(M)

(M)

(x) Certain material previously found on this page is now contained in Technical Publication PUB 77317.

Certain material on this page formerly appeared on Page 7-128.

(Filed under Transmittal No. 1046.)

Issued: February 10, 2000

Effective: February 25, 2000

7. PRIVATE LINE TRANSPORT SERVICE

7.1 GENERAL

7.1.6 CHANNEL INTERFACE AND NETWORK CHANNEL CODES (Cont'd)

C. Digital Hierarchy Channel Interface Codes

Customers selecting the multiplexed four-wire DS1 or higher facility interface option at the customer designated premises will be requested to provide subsequent system and channel assignment data. The available digital bit rate and related facility interface code, plus the speed option is indicated below:

ELECTRICAL INTERFACE CODE AND SPEED OPTION	NOMINAL BIT RATE	DIGITAL HIERARCHY LEVEL
4DS9-15	1.544 Mbps	DS1
49S9-31	3.152 Mbps	DS1C
4DS6-44	44.736 Mbps	DS3

Additional DJ, DS and DU Interface Code information is provided in A., preceding.

OPTICAL INTERFACE CODE AND SPEED OPTION	NUMBER OF EQUIVALENT DS3s
2FCF-90	2
2FCF-13	3
2FCF-27	6
2FCF-40	9
2FCF-56	12
2FCF-81	18
2FCF-12	24
2FCF-16	36

(x) Certain material previously found on this page is now contained in Technical Publication PUB 77317.

Certain material on this page formerly appeared on Page 7-129

(Filed under Transmittal No. 1046.)

Issued: February 10, 2000

Effective: February 25, 2000

7. PRIVATE LINE TRANSPORT SERVICE

7.1 GENERAL

7.1.6 CHANNEL INTERFACE AND NETWORK CHANNEL CODES

C. Digital Hierarchy Channel Interface Codes (Cont'd)

RADIO INTERFACE INTERFACE CODE AND SPEED OPTION	NUMBER OF EQUIVALENT DS3S
2RFZ-AC	3
2RFZ-AF	6
2RFZ-AI	9
2RFZ-AL	12
2RFZ-BC	3
2RFZ-BF	6
2RFZ-BI	9
2RFZ-BL	12

(T-M)

(T)

(M)

(D-x)

(x) Certain material previously found on this page is now contained in Technical Publication PUB 77317.

Certain material on this page formerly appeared on Page 7-130.

(Filed under Transmittal No. 1046.)

Issued: February 10, 2000

Effective: February 25, 2000

7. PRIVATE LINE TRANSPORT SERVICE

7.1 GENERAL

7.1.6 CHANNEL INTERFACE AND NETWORK CHANNEL CODES (Cont'd)

D. Standard Compatible Channel Interfaces

1. Broadcast Video

**TV1
GLOSSARY OF PROTOCOL CODES
AND SELECTED OPTIONS**

CODE	OPTION	DEFINITION
TV		Television Interface
	0	Video signal only
	1	Video plus one diplexed audio signal
	2	Video plus two diplexed audio signals
	15A	Video plus one, two, three or four (2-conductor) non-diplexed 15 kHz audio signals

NUMBER OF CONDUCTORS		CODE
2	(video only)	2
4	(video and 1 channel audio)	4
6	(video and 2 channels audio)	6
8	(video and 3 channels audio)	8
10	(video and 4 channels audio)	10

(x) Certain material previously found on this page is now contained in Technical Publication TR-NPL-000336.

Certain material on this page formerly appeared on Page 7-164.

(Filed under Transmittal No. 1046.)

Issued: February 10, 2000

Effective: February 25, 2000

7. PRIVATE LINE TRANSPORT SERVICE

7.1 GENERAL

7.1.6 CHANNEL INTERFACE AND NETWORK CHANNEL CODES

D.1. (Cont'd)

INTERFACE TYPE 2TV6-0

Application: Provides one-way transmission of a standard 525-line/60-field monochrome or System M-NTSC color video signal.

Operating mode: Full-time video only.

Physical description: Coaxial cable with BNC connector.

Service: TV-1

ELECTRICAL FEATURES

Impedance: 75 ohms unbalanced

Overload point: 1.2 V peak-to-peak (Sync tip to reference white)

Operating Levels (nominal): 1 V peak-to-peak video (Sync tip to reference white)

Frequency range: 30 Hz to 4.2 MHz (Video signal only)

(T-M)

(T)

(M)

(D-x)

(x) Certain material previously found on this page is now contained in Technical Publication PUB 77309 and PUB 77310.

Certain material on this page formerly appeared on Page 7-165.

(Filed under Transmittal No. 1046.)

Issued: February 10, 2000

Effective: February 25, 2000

7. PRIVATE LINE TRANSPORT SERVICE

7.1 GENERAL

7.1.6 CHANNEL INTERFACE AND NETWORK CHANNEL CODES

D.1. (Cont'd)

INTERFACE TYPE 4TV6-15A

Application: Provides one-way transmission of a standard 525-line/60-field monochrome or System M-NTSC color video signal, and one associated 15 kHz audio signal.

Operating mode: Full-time video and associated audio signals.

Physical description: Coaxial cable with BNC connector for video and two-conductor (T,R) with 310-type plug for audio.

Service: TV1

ELECTRICAL FEATURES

VIDEO

AUDIO

Impedance: 75 ohms unbalanced 600 ohms balanced

Overload point: 1.2 V peak-to-peak (Sync tip to reference white) +18 dBm at 404 Hz at a maximum of 4 sec.

Operating Levels nominal): 1 V peak-to-peak (Sync tip to reference white) +8 vu (max) program level

Max. Steady-State Levels: (Averaged over one second) N/A +8 dBm, 50 Hz $\leq f \leq$ 404 Hz
0 dBm, 404 Hz $< f \leq$ 15 kHz

Frequency range: 30 Hz to 4.2 MHz 50 Hz to 15 kHz

(T-M)

(T)

(M)

(D-x)

(x) Certain material previously found on this page is now contained in Technical Publication PUB 77309 and PUB 77310.

Certain material on this page formerly appeared on Page 7-166.

(Filed under Transmittal No. 1046.)

Issued: February 10, 2000

Effective: February 25, 2000

7. PRIVATE LINE TRANSPORT SERVICE

7.1 GENERAL

7.1.6 CHANNEL INTERFACE AND NETWORK CHANNEL CODES

D.1. (Cont'd)

INTERFACE TYPE 6TV6-15A

Application: Provides one-way transmission of a standard 525-line/60-field monochrome or System M-NTSC color video signal, and two associated 15 kHz audio signals.

Operating mode: Full-time video and associated audio signals.

Physical description: Coaxial cable with BNC connector for video and two-conductor (T,R) with 310-type plug for audio.

Service: TV1

ELECTRICAL FEATURES

VIDEO

AUDIO

Impedance: 75 ohms unbalanced 600 ohms balanced

Overload point: 1.2 V peak-to-peak (Sync tip to reference white) +18 dBm at 404 Hz at a maximum of 4 sec.

Operating Levels (nominal): 1 V peak-to-peak (Sync tip to reference white) +8 vu (max) program level

Max. Steady-State Levels: N/A +8 dBm, 50 Hz $\leq f \leq$ 404 Hz
0 dBm, 404 Hz $< f \leq$ 15 kHz

(Averaged over one second)

Frequency range: 30 Hz to 4.2 MHz 50 Hz to 15 kHz

(x) Certain material previously found on this page is now contained in Technical Publication PUB 77309 and PUB 77310.

Certain material on this page formerly appeared on Page 7-167.

(Filed under Transmittal No. 1046.)

Issued: February 10, 2000

Effective: February 25, 2000

7. PRIVATE LINE TRANSPORT SERVICE

7.1 GENERAL

7.1.6 CHANNEL INTERFACE AND NETWORK CHANNEL CODES

D.1. (Cont'd)

INTERFACE TYPE 8TV6-15A

Application:	Provides one-way transmission of a standard 525-line/60-field monochrome or System M-NTSC color video signal, and three associated 15 kHz audio signals.	
Operating mode:	Full-time video and associated audio signals.	
Physical description:	Coaxial cable with BNC connector for video and two-conductor (T,R) with 310-type plug for audio.	
Service:	TV1	

ELECTRICAL FEATURES

VIDEO

AUDIO

Impedance:	75 ohms unbalanced	600 ohms balanced
Overload point:	1.2 V peak-to-peak +18 dBm at 404 Hz at (Sync tip to reference white)	a maximum of 4 sec.
Operating Levels (nominal):	1 V peak-to-peak (Sync tip to reference white)	+8 vu (max) program level
Max. Steady-State Levels: (Averaged over one second)	N/A	+8 dBm, 50 Hz $\leq f <$ 404 Hz 0 dBm, 404 Hz $< f \leq$ 15 kHz
Frequency range:	30 Hz to 4.2 MHz	50 Hz to 15 kHz

(x) Certain material previously found on this page is now contained in Technical Publication PUB 77309 and PUB 77310.

Certain material on this page formerly appeared on Page 7-168.

(Filed under Transmittal No. 1046.)

Issued: February 10, 2000

Effective: February 25, 2000

7. PRIVATE LINE TRANSPORT SERVICE

7.1 GENERAL

7.1.6 CHANNEL INTERFACE AND NETWORK CHANNEL CODES

D.1. (Cont'd)

INTERFACE TYPE 10TV6-15A

Application:	Provides one-way transmission of a standard 525-line/60-field monochrome or System M-NTSC color video signal, and four associated 15 kHz audio signal.	
Operating mode:	Full-time video and associated audio signals.	
Physical description:	Coaxial cable with BNC connector for video and two-conductor (T,R) with 310-type plug for audio.	
Service:	TV1	

ELECTRICAL FEATURES

VIDEO

AUDIO

Impedance:	75 ohms unbalanced	600 ohms balanced
Overload point:	1.2 V peak-to-peak (Sync tip to reference white)	+18 dBm at 404 Hz at a maximum of 4 sec.
Operating Levels (nominal):	1 V peak-to-peak (Sync tip to reference white)	+8 vu (max) program level
Max. Steady-State Levels: (Averaged over one second)	N/A	+8 dBm, 50Hz $\leq f \leq$ 404 Hz 0 dBm, 404 Hz $< f \leq$ 15 kHz
Frequency range:	30 Hz to 4.2 MHz	50 Hz to 15 kHz

(x) Certain material previously found on this page is now contained in Technical Publication PUB 77309 and PUB 77310.

Certain material on this page formerly appeared on Page 7-169.

(Filed under Transmittal No. 1046.)

Issued: February 10, 2000

Effective: February 25, 2000

7. PRIVATE LINE TRANSPORT SERVICE

7.1 GENERAL (Cont'd)

(T-M)

7.1.7 FACILITY HUBS

(T)

A customer has the option of ordering Voice Grade facilities, DS1 or DS3 facilities to a facility Hub for channelizing to individual services requiring lower capacity facilities (e.g., Low Speed Data, Voice, Audio, etc.). Lower capacity services also may be multiplexed to 1.544 or 44.736 Mbps SONET Ring Service at a facility Hub located within the SONET Ring Service network.

Different locations may be designed as Hubs for different facility capacities, e.g., multiplexing from digital to digital may occur at one location while multiplexing from digital to analog may occur at a different location. When ordering, the customer will specify the desired multiplexing Hub(s) selected from the National Exchange Carrier Association, Inc. Tariff F.C.C. No. 4. This Tariff identifies the type(s) of multiplexing functions which are available and the serving wire centers at which they are available.

Some of the types of multiplexing available include the following:

- From higher to lower bit rate
- From higher to lower bandwidth
- From digital to voice frequency channels

End to end services may be provided on channels of these facilities to a Hub. The transmission performance for the end to end service provided between the customer designated premises will be that of the lower capacity or bit rate (e.g., when a 1.544 Mbps facility is multiplexed to voice frequency channels, the transmission performance of the channelized services will be Voice Grade, not DS1).

(M)

(D-x)

(x) Certain material previously found on this page is now contained in Technical Publication PUB 77309 and PUB 77310.

Certain material on this page formerly appeared on Page 7-220.

(Filed under Transmittal No. 1046.)

Issued: February 10, 2000

Effective: February 25, 2000

7. PRIVATE LINE TRANSPORT SERVICE

7.1 GENERAL

7.1.7 FACILITY HUBS (Cont'd)

(T-M)

(T)

The Company will commence billing the monthly rate for the facility to the Hub on the service due date specified by the customer on the service order. Individual services utilizing these facilities may be installed coincident with the installation of the facility to the Hub, or may be ordered and/or installed at a later date, at the option of the customer. The customer will be billed for Voice Grade, DS1 or DS3 Channel Termination, Transport Channel (when applicable), and the multiplexer at the time the facility is installed. Individual service rates (by service type) will apply for a Channel Termination and additional Transport Channel (as required) for each channelized service. These will be billed to the customer as each individual service is installed.

Cascading multiplexing occurs when a high capacity analog or digital channel is de-multiplexed to provide channels with a lesser capacity and one of the lesser capacity channels is further de-multiplexed. For example, a Supergroup facility is de-multiplexed to five Group facilities and then one of the Group facilities is further de-multiplexed to individual voice grade channels.

When cascading multiplexing is performed whether in the same or a different Hub, a charge for the additional multiplexing unit also applies. When cascading multiplexing is performed at different hubbing locations, Transport Channel charges also apply between the Hubs.

(M)

(D-x)

(x) Certain material previously found on this page is now contained in Technical Publication PUB 77309 and PUB 77310.

Certain material on this page formerly appeared on Page 7-221.

(Filed under Transmittal No. 1046.)

Issued: February 10, 2000

Effective: February 25, 2000

7. PRIVATE LINE TRANSPORT SERVICE

7.1 GENERAL

7.1.7 FACILITY HUBS (Cont'd)

Although not requiring multiplexing, the Telephone Company will designate certain Hubs for Video and Audio Services. A customer may order full-time and/or part-time service(s) between customer designated premises and a Hub and will be billed accordingly at the rates set forth in 7.5, following, for the full-time or part-time service, as appropriate. At the request of a customer, the full-time and/or part-time services provided to the Hub may be connected together in the following configurations: full-time to full-time, full-time to part-time or part-time to part-time. The customer will be charged for each such connection made at the Hub at the charges for C.O. Connecting Channel, Audio Service, as set forth in 7.5, following. The rates that also apply for the service between each customer designated premises and the Hub are a Channel Termination and Transport Channel, if applicable. In addition, for Audio services, rates for optional features and functions may be applicable.

(T-M)

(T)

(M)

(D-x)

(x) Certain material previously found on this page is now contained in Technical Publication PUB 77309 and PUB 77310.

Certain material on this page formerly appeared on Page 7-222.

(Filed under Transmittal No. 1046.)

Issued: February 10, 2000

Effective: February 25, 2000

7. PRIVATE LINE TRANSPORT SERVICE

7.1 GENERAL (Cont'd)

(T-M)

7.1.8 TERMINATION LIABILITY AND WAIVER POLICY

(T)

A. General

Termination Liability and Waiver Policy provides the terms and conditions for customers subscribing to Pricing Plans (e.g. VTPP, DS3 Pricing Plan, Voice Grade Rate Stability, MBSS Pricing Plan or any other fixed term plan as set forth in this Section), as well as Portability in 7.1.1, preceding. As of May 29, 1995 new customers subscribing to PLTS Pricing Plans are subject to the Termination Liability and Waiver Policy terms and conditions in lieu of the Discontinuance Charges, Upgrades in Capacity, Upgrades in Transmission Speed and Upgrades in Service as set forth in the Pricing Plans. Customers with Pricing Plans in service prior to May 29, 1995 may utilize the terms and conditions of the existing pricing plans or the Termination Liability and Waiver Policy. This offer is valid until either the expiration date or the termination of the existing term.

(T)

B. Termination Liability

Customers with Pricing Plans in service prior to August 12, 1997 will retain a Termination Liability of 15% until the expiration of their existing fixed period.

When the entire service or a portion of the service prior to the expiration of the customer's pricing plan is discontinued by the customer, termination charges apply unless the customer satisfies the conditions specified in the Waiver Policy as set forth in C., following.

(M)

(D-x)

(x) Certain material previously found on this page is now contained in Technical Publication PUB 77309 and PUB 77310.

Certain material on this page formerly appeared on Page 7-279.

(Filed under Transmittal No. 1046.)

Issued: February 10, 2000

Effective: February 25, 2000

7. PRIVATE LINE TRANSPORT SERVICE

7.1 GENERAL

7.1.8 TERMINATION LIABILITY AND WAIVER POLICY

B. Termination Liability (Cont'd)

The termination charge 40% applicable for VG, Video, DDS, SVDS, Digital Data Service 2-Wire, and DS1 Services excluding RCP established on or after October 19, 1999. The termination charge is 70% applicable for RCP established on or after October 19, 1999, DS3, SST, and MBSS. The termination charge is the total current monthly charges for the remaining portion of the term. For example, if a DDS customer discontinues service after completing 17 months of a 36-month term, the termination charge will be the current monthly charges for the service multiplied by 40%, multiplied by 19 months. If a DS3 customer discontinues service after completing 17 months of a 36-month term, the termination charge will be the current monthly charges for the service multiplied by 70%, multiplied by 19 months. If the customer chooses to discontinue pricing plan service prior to completion of the minimum service period, termination charges equal to 100% of the total monthly charges for the remaining months of the minimum service period, plus either 40% or 70% of the total monthly charges for the remaining months of the term, will apply.

C. Waiver Policy

A waiver of the termination charge as set forth in B., preceding, may occur if the customer moves to a different location within the Company territory or migrates to another Company service (e.g., DS1 to DS3 Service, or DS1 Service to FRS, or 2.4 kbps DDS to 56 kbps, or an upgrade in DS3 capacity, or DS3 Service to a greater capacity SST, or DS3 Service to SHNS) provided all of the following conditions are met:

- the customer must agree to a new pricing plan for the new service;
- the customer must satisfy the minimum service period requirement--should the customer choose to discontinue fixed period service prior to completion of the minimum service period, termination charges equal to one-hundred percent (100%) of the total monthly charges for the remaining months of the minimum service period, will apply;

(x) Certain material previously found on this page is now contained in Technical Publication PUB 77309 and PUB 77310.

Certain material on this page formerly appeared on Pages 7-279 and 7-280.

(Filed under Transmittal No. 1046.)

Issued: February 10, 2000

Effective: February 25, 2000

7. PRIVATE LINE TRANSPORT SERVICE

7.1 GENERAL

7.1.8 TERMINATION LIABILITY AND WAIVER POLICY

C. Waiver Policy (Cont'd)

- the total value of the new service must be equal to or greater than 115% of the remaining value of the existing pricing plan service (nonrecurring charges and Special Construction charges will not be used for the Waiver calculation);
- the order to disconnect the existing service and the order for the new service are received by the Company at the same time and both orders must reference the application of the Waiver Policy;
- the new service due date must be on or before the due date of the disconnection of the old service, unless the installation is delayed due to Company reasons;
- a new minimum service period applies to the new service; and
- the customer agrees to pay all outstanding recurring and nonrecurring charges (these charges will not be included in the new service pricing plan).

D. Nonappropriations Clause

Termination charges do not apply to fixed period services purchased by local, State or Federal government entities (or to customers who have purchased services solely for resale to local, State or Federal government entities) when they are discontinued prior to the completion of the fixed period service only when all of the following conditions are met:

- The service(s) purchased by the local, State or Federal government entity or by customers that have purchased services for resale to local, State or Federal government entities are utilized solely for provision of services for that local, State or Federal government entity,

(x) Certain material previously found on this page is now contained in Technical Publication PUB 77309 and PUB 77310.

Certain material on this page formerly appeared on Pages 7-280 and 7-281.

(Filed under Transmittal No. 1046.)

Issued: February 10, 2000

Effective: February 25, 2000

7. PRIVATE LINE TRANSPORT SERVICE

7.1 GENERAL

7.1.8 TERMINATION LIABILITY AND WAIVER POLICY

D. Nonappropriations Clause (Cont'd)

- Funding for the fixed period service ordered by the authorized local, State or Federal government entity is included in the budget request for each fiscal period appropriation sufficient to cover the authorized local, State or Federal government entity's obligations under the fixed period service for that fiscal period,
- Nonappropriation may not be used as a means of terminating the service to acquire a functionally similar product or service,
- The local, State or Federal government entity ordered the fixed period service under the good faith belief that moneys in amounts sufficient to discharge its obligations could and would lawfully be appropriated and be made available for this purpose, and

The local, State or Federal government entity or the customer who ordered the service on their behalf, must provide the Company notarized documents agreed upon by both the Company and the customer, showing that the entity is allotted insufficient funds for the remainder of the then current fiscal period (or for a succeeding fiscal period) by appropriation, appropriation limitation or grant to continue payments under the fixed period service and has no other funding source lawfully available to it for such purpose. The fixed period service may be terminated by giving the Company not less than thirty (30) days' written notice. (Should the customer receive funding for the canceled service prior to physical disconnect of service, the customer may cancel the disconnect order per Section 5.) Upon termination, the local, State or Federal government entity or the customer who ordered the service on their behalf, shall pay all applicable rates and nonrecurring charges of the fixed period service incurred through the date of termination and through the end of the then current fiscal period to the extent of lawfully available funds.

(T-M)

(T)

(M)

(D-x)

- (x) Certain material previously found on this page is now contained in Technical Publication PUB 77309 and PUB 77310.

Certain material on this page formerly appeared on Pages 7-281 and 7-282.

(Filed under Transmittal No. 1046.)

Issued: February 10, 2000

Effective: February 25, 2000

1801 California Street, Denver, Colorado 80202

7. PRIVATE LINE TRANSPORT SERVICE

7.1 GENERAL

7.1.8 TERMINATION LIABILITY AND WAIVER POLICY (Cont'd)

E. Fresh Look

1. Terms and Conditions

Customers with 36, 60 or 120 month DS1 and/or DS3 Service Pricing Plans for DS1 and DS3 Services entered into on or before September 17, 1992 will be allowed to terminate the service using an alternate methodology to calculate the termination charge (USOC: TUA). The right to end a DS1 and/or DS3 Service under a 36, 60 or 120 month DS1 and/or DS3 Service Pricing Plan at a specific Company central office will begin the date the first Expanded Interconnection-Collocation Service channel termination is provisioned in that central office and will continue until the fixed period service pricing plan expires. The Company will calculate the Termination Charges utilizing both the Fresh Look methodology and the existing methodology and will assess the customer the lower of the two charges. A list of Central Offices available for Fresh Look is set forth, following.

If a customer chooses to terminate a DS3 Service under a 36, 60 or 120 month DS3 Service Pricing Plan within this period, the termination charges will be as follows. Notwithstanding any termination charges provided for in this Tariff, the Company will charge the difference between the amount the customer has already paid and any additional charges that the customer would have paid for service if the customer had taken a shorter DS3 Service Pricing Plan corresponding to the term actually used, plus interest at the rate utilized by the Internal Revenue Service for tax refunds.

For example, consider a customer who purchased a DS3 from the Company for a 60 month term at \$100.00 per month. After 3 years of the fixed period service, an Expanded Interconnection-Collocation Service channel termination is provisioned in the customer's central office and the customer chooses to terminate the DS3 Service from the Company. The termination charge is calculated as follows:

(x) Certain material previously found on this page is now contained in Technical Publication PUB 77309 and PUB 77310.

Certain material on this page formerly appeared on Page 7-283.

(Filed under Transmittal No. 1046.)

Issued: February 10, 2000

Effective: February 25, 2000

7. PRIVATE LINE TRANSPORT SERVICE

7.1 GENERAL

7.1.8 TERMINATION LIABILITY AND WAIVER POLICY

E.1. (Cont'd)

(T-M)

(T)

The customer has paid \$3,600. (\$100 x 36 months) and the customer would have paid \$3,960 (\$110 x 36 months) if the customer had taken the DS3 Service Pricing Plan actually used. In this case, the termination liability will be limited to the difference between what the customer would have paid under the shorter term (\$110 x 36 months = \$3,960) and what the customer actually paid (\$100 x 36 months = \$3,600). Thus, the Company will charge the customer \$360.00 (\$3,960 - \$3,600 = \$360), plus appropriate interest. When the actual service period does not precisely coincide with an existing service term, the charges for the service used are calculated at the rates applicable at the time the service term began, for the longest term commitment that the customer would have completed. The charge for the period beyond that term is calculated pro rata at the rates applicable to the completed term.

Nonrecurring charges for reconfiguration of the service will be assessed in accordance with 7.1.1, preceding, as applicable.

(T-M)

(D-x)

(x) Certain material previously found on this page is now contained in Technical Publication PUB 77309 and PUB 77310.

Certain material on this page formerly appeared on Page 7-284.

(Filed under Transmittal No. 1046.)

Issued: February 10, 2000

Effective: February 25, 2000

7. PRIVATE LINE TRANSPORT SERVICE

7.1 GENERAL

7.1.8 TERMINATION LIABILITY AND WAIVER POLICY

E. Fresh Look (Cont'd)

2. Central Office Availability

CITY	STATE	CLLI	EFFECTIVE DATE
Phoenix	Arizona	PHNXAZMA	March 1, 1996
Phoenix	Arizona	PHNXAZNO	July 13, 1994
Tucson	Arizona	TCSNAZMA	February 20, 1996
Colorado Springs	Colorado	CLSPCOMA	August 26, 1996
Denver	Colorado	DNVRCOMA	April 8, 1994
Denver	Colorado	DNVRCODC	May 31, 1996
—	Idaho	—	—

(T-M)

(T)

(T-M)

(D-x)

(x) Certain material previously found on this page is now contained in Technical Publication PUB 77309 and PUB 77310.

Certain material on this page formerly appeared on Pages 7-460, 7-461 and 7-462.

(Filed under Transmittal No. 1046.)

Issued: February 10, 2000

Effective: February 25, 2000

7. PRIVATE LINE TRANSPORT SERVICE

7.1 GENERAL

7.1.8 TERMINATION LIABILITY AND WAIVER POLICY

E.2. (Cont'd)

CITY	STATE	CLLI	EFFECTIVE DATE
Cedar Rapids	Iowa	CDRRIADT	October 21, 1996
Des Moines	Iowa	DESMIADT	October 21, 1996
Albuquerque	New Mexico	ALBQNMMA	January 29, 1996
Minneapolis	Minnesota	MPLSMNDT	June 16, 1996
—	Montana	—	—
Omaha	Nebraska	OMAHNENW	August 17, 1996
Omaha	Nebraska	OMAHNE78	August 17, 1996
—	North Dakota	—	—
Portland	Oregon	PTLDOR69	March 8, 1996
Portland	Oregon	PTLDOR11	March 11, 1997
Portland	Oregon	PTLDOR14	March 11, 1997
Portland	Oregon	PTLDOR17	March 11, 1997
—	South Dakota	—	—
Salt Lake City	Utah	SLKCUTMA	December 9, 1996

(T-M)

(T)

(T)

(T)

(T)

(T)

(T-M)

(D-x)

(x) Certain material previously found on this page is now contained in Technical Publication PUB 77309 and PUB 77310.

Certain material on this page formerly appeared on Pages 7-463, 7-464, 7-465, 7-466, 7-467, 7-468, 7-469, 7-470 and 7-471.

(Filed under Transmittal No. 1046.)

Issued: February 10, 2000

Effective: February 25, 2000

7. PRIVATE LINE TRANSPORT SERVICE

7.1 GENERAL

7.1.8 TERMINATION LIABILITY AND WAIVER POLICY

E.2. (Cont'd)

CITY	STATE	CLLI	EFFECTIVE DATE
Bellevue Glencourt	Washington	BLLVWAGL	April 18, 1996
Bellevue Sherwood	Washington	BLLVWASH	May 2, 1996
Orchard	Washington	ORCHWA01	February 6, 1997
Seattle Campus	Washington	STTLWACA	May 8, 1996
Seattle Elliot	Washington	STTLWAEL	May 10, 1996
Seattle	Washington	STTLWA05	November 25, 1996
Seattle	Washington	STTLWA06	February 5, 1996
Spokane	Washington	SPKNWA01	August 1, 1996
—	Wyoming	—	—

(T-M)

(T)

(T)

(T-M)

(D-x)

(x) Certain material previously found on this page is now contained in Technical Publication PUB 77309 and PUB 77310.

Certain material on this page formerly appeared on Pages 7-472 and 7-473.

(Filed under Transmittal No. 1046.)

Issued: February 10, 2000

Effective: February 25, 2000

7. PRIVATE LINE TRANSPORT SERVICE

7.1 GENERAL (Cont'd)

(T-M)

7.1.9 PROMOTIONS

A. DS1 and/or SRS 1.544 Mbps VTPP Promotion September 29, 1998

(T)

The Company will offer the following promotional incentive for customers who subscribe to this promotion between September 29, 1998 and October 31, 1998. Specifically, the Company will provide a coupon for a one-time credit equal to one month's billing of the customer's DS1 or SRS 1.544 Mbps VTPP Channel Termination, Transport Channel and CO Multiplexing rate elements. The coupon will be issued to the customer once the requested service is installed. The customer may redeem the coupon at anytime before its expiration date (i.e., ten months from issuance). Customers who redeem the coupon will receive the one-time credit on the twelfth (12th) full billing month of the customer's VTPP fixed period.

In order to qualify for this promotion, the customer must order a new DS1 and/or SRS 1.544 Mbps VTPP with a fixed period of thirty six or sixty months. The coupon is not redeemable if the service is disconnected before the twelfth (12th) month.

The Company will offer a Service Date based on the type and quantity of Access Services the customer has requested as set forth in 5.2.1, preceding.

B. SRS 1.544 Mbps VTPP Promotion April 20, 1999

(T)

The Company will offer the following promotional incentive for customers who subscribe to this promotion between April 20, 1999 and June 1, 1999. In order to qualify for this promotion the customer must order a new SRS 1.544 Mbps VTPP with a fixed period of thirty six or sixty months. The Company will apply a one-time credit equal to one month's billing of the customer's SRS 1.544 Mbps VTPP Channel Termination, Transport Channel and CO Multiplexing rate elements. The one-time credit will appear on the customer's twelfth (12th) full billing month of the VTPP fixed period. No credit will be provided if the service is disconnected before the twelfth (12th) month.

The Company will offer a Service Date based on the type and quantity of Access Services the customer has requested as set forth in 5.2.1, preceding.

(M)

- (x) Certain material previously found on this page is now contained in Technical Publication PUB 77309 and PUB 77310.

(D-x)

Certain material found on this page formerly appeared on Page 7-240.4.

7. PRIVATE LINE TRANSPORT SERVICE

7.1 GENERAL

7.1.9 PROMOTIONS (Cont'd)

C. DS1 Service Channel Termination Promotion August 1, 1999

For customers subscribing to a new 36-month or 60-month DS1 Service Fixed Period Service Rate Plan, from August 1, 1999 through October 31, 1999, the Company will waive all channel termination nonrecurring charges associated with the new plan as set forth in 7.11.

Exclusions to the above promotion are:

1. DS1 Service Channel Termination nonrecurring charges associated with DS1 Radio Interface.

D. DS1 Variable Term Pricing Plan Promotion

The following DS1 Variable Term Pricing Plan (VTPP) promotional offerings are available from September 7, 1999 through November 30, 1999. These offerings may not be combined with any other promotion.

- If a customer subscribes to a DS1 3-year VTPP, they will receive a credit equal to 1 month of the VTPP recurring charges on the 12th and 24th month of the plan.
- If a customer subscribes to a DS1 5-year VTPP, they receive a credit equal to 1 month of the VTPP recurring charges on the 12th, 24th and 36th month of the plan.
- If a customer renews, for 3 years, a DS1 VTPP that expires before January 31, 2000, they will receive a credit equal to 1 month of the VTPP recurring charges on the 12th and 24th month of the plan.
- If a customer renews, for 5 years, a DS1 VTPP that expires before January 31, 2000, they will receive a credit equal to 1 month of the VTPP recurring charges on the 12th, 24th, and 36th month of the plan.

All credits are forfeit, on a per plan basis, if a customer terminates one of these promotional Variable Term Pricing Plans prior to the expiration date of the plan. Any credits already given for the terminated plan will be included in the termination liability charges

- (x) Certain material previously found on this page is now contained in Technical Publication PUB 77309 and PUB 77310.

Certain material found on this page formerly appeared on Page 7-240.5.

(Filed under Transmittal No. 1046.)

Issued: February 10, 2000

Effective: February 25, 2000

7. PRIVATE LINE TRANSPORT SERVICE

7.1 GENERAL

7.1.9 PROMOTIONS (Cont'd)

- E. SONET Ring Service (SRS) 1.544 Mbps and DS1 Service Power Net Promotion January 4, 2000

The following SRS 1.544 Mbps and DS1 Service Variable Term Pricing Plan (VTPP) promotional offerings are available from January 4, 2000 through March 31, 2000. These offerings may not be combined with any other promotion or the SRS Partnership Plan.

- If a customer subscribes to an SRS 1.544 Mbps or DS1 Service 36-month VTPP, they will receive a credit equal to two months of the VTPP recurring charges (excepting the SRS CO MUX), the first month credit on the 12th month of the plan and the second month credit on the 24th month of the plan.
- If a customer subscribes to an SRS 1.544 Mbps or DS1 Service 60-month VTPP, they will receive a credit equal to three months of the VTPP recurring charges (excepting the SRS CO MUX), the first month credit on the 12th month of the plan, the second month credit on the 24th month of the plan and the third month credit on the 36th month of the plan.
- In addition, if a customer subscribes to DS1 VTPP 36-month or 60-month VTPP, the Company will waive all associated nonrecurring charges.

All credits will be forfeited, on a per plan basis, if a customer terminates one of these promotional Variable Term Pricing Plans prior to the expiration date of the plan. Any credits already given for the terminated plan will be included in the termination liability charges.

- (x) Certain material previously found on this page is now contained in Technical Publication PUB 77309 and PUB 77310.

Certain material found on this page formerly appeared on Page 7-240.6.

(Filed under Transmittal No. 1046.)

Issued: February 10, 2000

Effective: February 25, 2000

7. PRIVATE LINE TRANSPORT SERVICE

7.1 GENERAL

7.1.9 PROMOTIONS (Cont'd)

F. DS3 Service Pricing Plan Promotion January 17, 2000

The following promotional offerings are available to customers who subscribe to a 60-month DS3 Service Pricing Plan from January 17, 2000 through March 17, 2000. These offerings may not be combined with any other promotion.

- If a new customer subscribes to a 60-month term, they will receive a credit equal to the nonrecurring charges for Channel Terminations, Transport Mileage and Multiplexing, and a credit equal to 1 month of the recurring charges for the pricing plan.
- If a customer moves from DS3 month-to-month or from another service to a 60-month plan, the customer will receive a 1-time credit equal to 1 month of the recurring charges for the pricing plan.
- If a customer's existing DS3 Service Pricing Plan is due to expire prior to September 18, 2000, and they choose to renew the pricing plan for 60 months, they will receive a 1-time credit equal to 1 month of the recurring charges for the pricing plan.

The credit(s) is applied to the 12th full billing month of the pricing plan fixed period. All credits are forfeit if a customer terminates the service prior to the expiration date of the plan. Any credit(s) already given for the terminated plan will be included in the termination liability charges.

(T-M)

(T)

(M)

(D-x)

(x) Certain material previously found on this page is now contained in Technical Publication PUB 77309 and PUB 77310.

Certain material found on this page formerly appeared on Page 7-254.2.

(Filed under Transmittal No. 1046.)

Issued: February 10, 2000

Effective: February 25, 2000

7. PRIVATE LINE TRANSPORT SERVICE

7.1 GENERAL (Cont'd)

(T-M)

(D-x)

(D-x)

- (x) Certain material previously found on this page is now contained in Technical Publication PUB 77309 and PUB 77310.

(Filed under Transmittal No. 1046.)

Issued: February 10, 2000

Effective: February 25, 2000

7. PRIVATE LINE TRANSPORT SERVICE

7.1 GENERAL (Cont'd)

(T-M)

(D-x)

(D-x)

(x) Certain material previously found on this page is now contained in Technical Publication 77308.

(Filed under Transmittal No. 1046.)

Issued: February 10, 2000

Effective: February 25, 2000

7. PRIVATE LINE TRANSPORT SERVICE

7.1 GENERAL (Cont'd)

(T-M)

(D-x)

(D-x)

- (x) Certain material previously found on this page is now contained in Technical Publication GR-338-CORE.

(Filed under Transmittal No. 1046.)

Issued: February 10, 2000

Effective: February 25, 2000

7. PRIVATE LINE TRANSPORT SERVICE

7.1 GENERAL (Cont'd)

(T-M)

(D)

(D)

Certain material previously found on this page can now be found on Page 7-139.

(Filed under Transmittal No. 1046.)

Issued: February 10, 2000

Effective: February 25, 2000

7. PRIVATE LINE TRANSPORT SERVICE

7.2 LOW SPEED DATA SERVICE

(T-M)

7.2.1 GENERAL

(T)

A. Basic Channel Description

Low Speed Data Service (LS) Channels are furnished, at speeds no greater than 150 baud, to connect a customer-designated premises to a Company serving wire center or to connect between two or more customer-designated premises. Low Speed Data is an analog service.

1. LS-1

The LS-1 channel is capable of providing a two point circuit for control of a transfer arrangement, control of a relay or a similar contact closure function at data speeds no greater than 30 baud. This function can be provided between two customer-designated premises or a customer-designated premises and a Company serving wire center.

The channel will be furnished on metallic or equivalent facilities at the Company's option.

(M)

Certain material on this page formerly appeared on Page 7-26.
Certain material previously found on this page can now be found on Page 7-140.

(Filed under Transmittal No. 1046.)

Issued: February 10, 2000

Effective: February 25, 2000

7. PRIVATE LINE TRANSPORT SERVICE

7.2 LOW SPEED DATA SERVICE

7.2.1 GENERAL

A. Basic Channel Description (Cont'd)

2. LS-2

The LS-2 channel is capable of furnishing alarm signaling (McCulloh format) which may connect a maximum 26 points from three serving wire centers (one wire center for the master station and up to two more for the remote stations). The number of remote stations may be further limited by the Company to less than 25 to the extent necessary to allow the central office equipment to function properly.

The receiver at the customer's master station and the transmitters at the customer's remote stations are provided by the customer. The Company will provide an energized channel from the serving wire center to each remote station.

Master and remote stations will be connected by two-wire metallic or equivalent facilities to the Company central office bridging equipment in a series configuration. When interoffice carrier facilities are provided, two separate channels are required to convey loop-ground (G-lead) and loop-open (N-lead) conditions. Facilities will be provided by metallic or nonmetallic means at the Company's option.

(T-M)
(T)

(M)

Certain material on this page formerly appeared on Page 7-27.
Certain material previously found on this page can now be found on Page 7-141.

(Filed under Transmittal No. 1046.)

Issued: February 10, 2000

Effective: February 25, 2000

7. PRIVATE LINE TRANSPORT SERVICE

7.2 LOW SPEED DATA SERVICE

7.2.1 GENERAL

A. Basic Channel Description (Cont'd)

3. TG-1

The TG-1 channel is capable of transmitting binary data signals at rates up to 75 Baud. Data may be transmitted either two-way nonsimultaneous (half duplex) or two-way simultaneous (duplex) at the customer's option. This channel is provided between customer designated premises or between a customer designated premises and a Company Hub.

4. TG-2

The TG-2 channel is capable of transmitting binary data signals at rates up to 150 Baud. Data may be transmitted either two-way nonsimultaneous (half duplex) or two-way simultaneous (duplex) at the customer's option. This channel is provided between customer designated premises or between a customer designated premises and a Company Hub.

B. Technical Specifications Packages

PARAMETER	PACKAGES -- LS AND TG					
	LSC	LS1	LS2	TGC	TG1	TG2
DC Resistance Between Conductors	X	X	X			
Loop Resistance	X	X	X			
Telegraph Distortion				X	X	X

The technical specifications are delineated in U S WEST Communications Technical Publication PUB 77317.

Certain material on this page formerly appeared on Page 7-28.
Certain material previously found on this page can now be found on Page 7-142.

(Filed under Transmittal No. 1046.)

Issued: February 10, 2000

Effective: February 25, 2000

7. PRIVATE LINE TRANSPORT SERVICE

7.2 LOW SPEED DATA SERVICE

(T-M)

7.2.1 GENERAL (Cont'd)

(T)

C. Channel Interfaces

Compatible channel interfaces are set forth in U S WEST Technical Publication PUB 77317.

(T)

7.2.2 OPTIONAL FEATURES AND FUNCTIONS

A. Central Office Bridging Capability - BSE

Series McCulloh Bridging of up to 26 customer designated premises is available with LS-2 service.

(T)

B. Low Speed Data Bridging (two-wire and four-wire).

(T)

The following table shows the technical specifications packages with which the optional features and functions are available.

	AVAILABLE WITH TECHNICAL SPECIFICATIONS PACKAGE TG-			
	C	1	2	
Low Speed Data Bridging	X	X	X	(M)

Certain material on this page formerly appeared on Page 7-29.

Certain material previously found on this page can now be found on Page 7-143.

(Filed under Transmittal No. 1046.)

Issued: February 10, 2000

Effective: February 25, 2000

7. PRIVATE LINE TRANSPORT SERVICE

7.2 LOW SPEED DATA SERVICE (Cont'd)

(T-M)

7.2.3 RATES AND CHARGES

(T)

	USOC	NONRECURRING CHARGE	MONTHLY RATE
A. Channel Termination, per point of termination			
• LS1 0-30 Baud[1]	TUSAX	\$450.00	\$61.00
• LS2 (McCulloh) Data[2]			
- Two Wire	TUSB2	450.00	40.00
- Four Wire	TUSB4	450.00	80.00
• TG1 0-75 Baud[3]			
- Two Wire	TUSD2	450.00	23.00
- Four Wire[4]	TUSD4	450.00	37.00
• TG2 0-150 Baud[3]			
- Two Wire	TUSE2	450.00	21.00
- Four Wire	TUSE4	450.00	37.00

[1] ID (Spokane LATA), MT - SPUR

[2] Not available in AZ, CO, ID (Boise LATA), MT, NM, UT and WY.

[3] ID (Spokane LATA) - SPUR

[4] NM – SPUR

(M)

Certain material on this page formerly appeared on Page 7-287.

Certain material previously found on this page can now be found on Page 7-144.

(Filed under Transmittal No. 1046.)

Issued: February 10, 2000

Effective: February 25, 2000

7. PRIVATE LINE TRANSPORT SERVICE

7.2 LOW SPEED DATA SERVICE

7.2.3 RATES AND CHARGES (Cont'd)

(T-M)

(T)

B. Transport Channels

1. LS2[1]

MILEAGE BANDS	USOC	MONTHLY RATE	
		FIXED	PER MILE
0	1U5F1	—	—
Over 0 to 8	1U5F2	\$46.00	\$2.00
Over 8 to 25	1U5F3	46.00	2.00
Over 25 to 50	1U5F4	46.00	2.00
Over 50	1U5F5	50.00	4.00

2. LS1, TG1, and TG2	N/A	[2]	[2]
----------------------	-----	-----	-----

C. Optional Features and Functions

	USOC	NONRECURRING CHARGE	MONTHLY RATE
• Series LS2 Bridging, per port[3,4]	BCNMS	—	\$20.00
• Low Speed Data Bridging, per port[4]			
- Two-wire	BCNT2	—	67.00
- Four-wire	BCNT4	—	65.00

[1] Not available in AZ, CO, ID (Boise LATA), MT, NM, UT and WY.

[2] Use Voice Grade Transport Channels from 7.4.4, following.

(T)

[3] Not available in AZ, CO, ID (Boise LATA), MT, ND, NE, NM, SD, UT and WY.

[4] ID (Spokane LATA) – SPUR

(M)

Certain material on this page formerly appeared on Page 7-288.

(Filed under Transmittal No. 1046.)

Issued: February 10, 2000

Effective: February 25, 2000

7. PRIVATE LINE TRANSPORT SERVICE

7.3 D.C. CHANNEL SERVICE

(T-M)

7.3.1 GENERAL

(T)

A. Basic Channel Description

A D.C. channel is an unconditioned two-wire channel capable of transmitting low speed varying signals at rates up to 30 baud with D.C. continuity. This channel is provided by metallic facilities provided between customer designated premises served by the same serving wire center.

B. Technical Specifications Packages

PARAMETER	PACKAGE MT-3
Loop Resistance	X
Shunt Capacitance	X

The technical specifications are delineated in Technical Reference PUB TR-NPL-000336.

C. Channel Interfaces

Compatible channel interfaces are set forth in Technical Reference PUB TR-NPL-000336.

(T)
(T-M)

(D-x)

(x) Certain material previously found on this page is now contained in Technical Publication PUB 77204 and PUB 77312.

Certain material on this page formerly appeared on Page 7-30.

(Filed under Transmittal No. 1046.)

Issued: February 10, 2000

Effective: February 25, 2000

7. PRIVATE LINE TRANSPORT SERVICE

7.3 D.C. CHANNEL SERVICE (Cont'd)

(T-M)

7.3.2. OPTIONAL FEATURES AND FUNCTIONS

A. Central Office Bridging Capability

1. Three Premises Bridging - Provision of tip-to-tip and ring-to-ring connection in a central office of a metallic pair to a third customer designated premises.
2. The following table shows the technical specifications packages with which the optional features and functions are available.

(T)

(T)

**AVAILABLE WITH
TECHNICAL SPECIFICATIONS
PACKAGE MT-3**

- Three Premises Bridging

X

(T)

(T-M)

(D-x)

(x) Certain material previously found on this page is now contained in Technical Publication PUB 77204 and PUB 77312.

Certain material on this page formerly appeared on Page 7-31.

(Filed under Transmittal No. 1046.)

Issued: February 10, 2000

Effective: February 25, 2000

7. PRIVATE LINE TRANSPORT SERVICE

7.3 D.C. CHANNEL SERVICE (Cont'd)

(T-M)

7.3.3 RATES AND CHARGES

(T)

	USOC	NONRECURRING CHARGE	MONTHLY RATE
A. Channel Termination, per point of termination[1,2]	TUSFX	\$275.00	\$29.00
B. Optional Features and Functions			
• Bridging			
- Three Premises Bridging, per port[1,3]	BCNM3	25.00	—

(T)

(T)

[1] Not available in IA, ID (Spokane LATA), MN, ND, NE, OR, SD and WA.

[2] CO, MT, NM, WY - SPUR

[3] AZ, UT - SPUR

(M)

(x) Certain material previously found on this page is now contained in Technical
Publication PUB 77204 and PUB 77312.

(D-x)

Certain material on this page formerly appeared on Page 7-289.

(Filed under Transmittal No. 1046.)

Issued: February 10, 2000

Effective: February 25, 2000

7. PRIVATE LINE TRANSPORT SERVICE

7.4 VOICE GRADE SERVICE

(T-M)

7.4.1 GENERAL

(T)

A. Basic Channel Description

There are two channel types available for use: Voice Grade (VG) and Basic Voice (VGB).

1. A Voice Grade channel is a channel which provides voice frequency transmission capability in the nominal frequency range of 300 to 3000 Hz and may be terminated two-wire or four-wire. Voice Grade channels are provided between customer designated premises or between a customer designated premises and a Telephone Company Hub. When a Voice Grade channel is ordered to be terminated at a customer's designated Interexchange Carrier's all-digital POP which requires a digital interface level of 1.544 Mbps or higher, the Telephone Company will provide the required interface in accordance with 7.1.H and assess the customer a Voice Grade channel termination.
2. Basic Voice (VGB) is an untreated transmission facility provided for customers who want the ability to order the equivalent of a cable pair between two designated locations. When VGB is provided with two-wire channel terminations, it is limited to service within a single wire center. When VGB is provided with four-wire channel terminations, service is not restricted to a single wire center.

(T)

(M)

(D-x)

- (x) Certain material previously found on this page is now contained in Technical Publication PUB 77375.

Certain material found on this page formerly appeared on Page 7-32.

(Filed under Transmittal No. 1046.)

Issued: February 10, 2000

Effective: February 25, 2000

7. PRIVATE LINE TRANSPORT SERVICE

7.4 VOICE GRADE SERVICE

7.4.1 GENERAL (Cont'd)

(T-M)

(T)

B. Technical Specifications Packages

PARAMETER[1,2]	C	1	2	3	4	5	6	7	8	9	10	11	12	B	W
Attenuation															
Distortion	X	X	X	X	X	X	X	X	X	X	X	X	X		X
C-Message Noise	X	X	X	X	X	X	X	X	X	X	X	X	X		X
Echo Control	X	X	X	X		X		X	X			X	X		X
Envelope Delay															
Distortion	X						X	X	X	X	X	X	X		X
Frequency Shift	X						X	X	X	X	X	X	X		X
Impulse Noise	X					X	X	X	X	X	X	X	X		X
Intermodulation															
Distortion	X						X	X	X	X	X	X			X

[1] C - the desired parameters are selected by the customer from the list of available parameters.

[2] B - Basic Voice channel performance is determined by the basic subscriber loop channel to which it is assigned. No performance guarantees are stated nor implied.

(M)

(x) Certain material previously found on this page is now contained in Technical Publication PUB 77375.

(D-x)

Certain material found on this page formerly appeared on Page 7-33.

(Filed under Transmittal No. 1046.)

Issued: February 10, 2000

Effective: February 25, 2000

7. PRIVATE LINE TRANSPORT SERVICE

7.4 VOICE GRADE SERVICE

7.4.1 GENERAL

B. Technical Specifications Packages (Cont'd)

PARAMETER[1,2]	C	1	2	3	4	5	6	7	8	9	10	11	12	B	W
Loss Deviation	X	X	X	X	X	X	X	X	X	X	X	X	X		X
Phase Hits, Gain Hits, and Dropouts	X														
Phase Jitter	X						X	X	X	X	X	X			X
Signal-to-C Message Noise					X										X
Signal-to-C Notch Noise	X					X	X	X	X	X	X	X	X		X
Three Tone Slope	X		X	X	X	X	X	X	X	X	X	X	X		X

[1] C - the desired parameters are selected by the customer from the list of available parameters.

[2] B - Basic Voice channel performance is determined by the basic subscriber loop channel to which it is assigned. No performance guarantees are stated nor implied.

(x) Certain material previously found on this page is now contained in Technical Publication PUB 77375.

Certain material found on this page formerly appeared on Page 7-34.

(Filed under Transmittal No. 1046.)

Issued: February 10, 2000

Effective: February 25, 2000

7. PRIVATE LINE TRANSPORT SERVICE

7.4 VOICE GRADE SERVICE

7.4.1 GENERAL

B. Technical Specifications Packages (Cont'd)

The technical specifications for these parameters (except for dropouts, gain hits, and phase hits) are delineated in Technical Reference TR-NWT-000335 and associated Addendum and are applicable for VGC and VG1 through 12. The technical specifications for dropouts, phase hits, and gain hits are delineated in Technical Reference 41004, Table 4. The technical specifications for VGW are delineated in Technical Reference GR-334-CORE.

Basic Voice (VGB) is only offered on a two point basis without amplification, signaling, transmission enhancements or specified transmission parameters. Interface combinations are limited to 2N02-2N02 and 4N02-4N02 as set forth in U S WEST Communications Technical Publication PUB 77309. Signal power applied to the channel must conform to Technical Reference PUB 41004.

Sealing current will be provided at the Company's option to maintain service at the standards delineated in the appropriate Technical Reference. Sealing current is usually associated with four-wire DA or NO type channel interfaces.

(T-M)

(T)

(M)

(D-x)

(x) Certain material previously found on this page is now contained in Technical Publication PUB 77324.

Certain material found on this page formerly appeared on Page 7-35.

(Filed under Transmittal No. 1046.)

Issued: February 10, 2000

Effective: February 25, 2000

7. PRIVATE LINE TRANSPORT SERVICE

7.4 VOICE GRADE SERVICE

(T-M)

7.4.1 GENERAL (Cont'd)

(T)

C. Channel Interfaces

The following channel interfaces for Voice Grade Service do not require signaling capability: DA, DB, DD, DE, DJ, DS, DU, NO, PR, and TF.

The AH channel interface will require signaling capability only when used with any of the channel interfaces in the following paragraph.

The following channel interfaces for Voice Grade Service require signaling capability: AB, AC, CT, DX, DY, EA, EB, EC, EX, GO, GS, LA, LB, LC, LO, LR, LS, RV and SF.

The following channel interfaces for Voice Grade Service require a four-wire transmission path: CT, EA, EB and EC. A four-wire channel termination rate element is applicable.

Compatible channel interfaces are set forth in technical publications previously identified.

(T)

(T-M)

Certain material found on this page formerly appeared on Page 7-36.

(Filed under Transmittal No. 1046.)

Issued: February 10, 2000

Effective: February 25, 2000

7. PRIVATE LINE TRANSPORT SERVICE

7.4 VOICE GRADE SERVICE

7.4.1 GENERAL (Cont'd)

D. Technical Specifications Package Voice Grade

The following table shows the technical specifications packages with which the optional features and functions are available. (See 7.4.4 for service availability in each state.)

PARAMETER	AVAILABLE WITH TECHNICAL SPECIFICATIONS PACKAGE VG-													
	C 1	2	3	4	5	6	7	8	9	10	11	12	B	W
C-Type Conditioning	X				X	X	X	X	X	X				
Central Office Bridging Capability	X	X			X	X				X	X	X		X
Central Office Multiplexing	X					X								
Central Office Multiplexer to Multiplexer Connecting Arrangement	X	X	X	X	X	X	X	X	X	X	X			
Command A Link	X	X	X	X	X	X	X	X	X	X	X			

Certain material found on this page formerly appeared on Page 7-50.

(Filed under Transmittal No. 1046.)

Issued: February 10, 2000

Effective: February 25, 2000

7. PRIVATE LINE TRANSPORT SERVICE

7.4 VOICE GRADE SERVICE

7.4.1 GENERAL

D. Technical Specifications Package Voice Grade (Cont'd)

PARAMETER	C	AVAILABLE WITH TECHNICAL SPECIFICATIONS PACKAGE VG—														B	W
		1	2	3	4	5	6	7	8	9	10	11	12				
Customer Specified Premises Levels	X	X	X	X	X	X	X	X	X	X	X	X	X			X	
Data Capability		X							X	X			X				
Data Channel Terminating Equipment		X				X	X	X	[1]				X				
Effective Four-Wire Transmission with Two-Wire POT		X	X	X	X		X		X								

[1] VG7 is available only when the customer has specified DCTE Option 1 in conjunction with VG6 and VG7 Customer Requested Loop Back with an interface code of NO.

Certain material found on this page formerly appeared on Page 7-50.

(Filed under Transmittal No. 1046.)

Issued: February 10, 2000

Effective: February 25, 2000

7. PRIVATE LINE TRANSPORT SERVICE

7.4 VOICE GRADE SERVICE

7.4.1 GENERAL

D. Technical Specifications Package Voice Grade (Cont'd)

PARAMETER	AVAILABLE WITH TECHNICAL SPECIFICATIONS PACKAGE VG—													B	W
	C	1	2	3	4	5	6	7	8	9	10	11	12		
Improved Attenuation Distortion	X					X	X	X	X	X	X				
Improved Envelope Delay Distortion	X					X	X	X	X	X	X				
Improved Echo CONTROL ELEPL-2 AT FOUR-WIRE POT	X	X	X	X		X		X							
Improved Return Loss at Two-Wire POT	X		X	X				X							

(T-M)

(T)

(M)

Certain material found on this page formerly appeared on Page 7-51.
 Certain material previously found on this page can now be found on Page 7-18.

(Filed under Transmittal No. 1046.)

Issued: February 10, 2000

Effective: February 25, 2000

7. PRIVATE LINE TRANSPORT SERVICE

7.4 VOICE GRADE SERVICE

7.4.1 GENERAL

D. Technical Specifications Package Voice Grade (Cont'd)

PARAMETER	AVAILABLE WITH TECHNICAL SPECIFICATIONS PACKAGE VG-													B	W
	C	1	2	3	4	5	6	7	8	9	10	11	12		
Improved Termination	X	X	X	X	X	X	X	X	X	X	X	X	X		
Improved Transmission															X
Signaling Capability	X	X	X	X				X	X	X					X
Telephoto Capability	X											X			
Transfer Arrangement	X	X	X	X	X	X	X	X	X	X	X	X			X
VG6 and VG7 Customer Requested Loop Back[1]							X	X							

[1] Applies to the NO interface only. This option may be used in conjunction with Customer Specified Premises Levels and/or DCTE Option 1.

Certain material found on this page formerly appeared on Page 7-51.
Certain material previously found on this page can now be found on Page 7-19.

(Filed under Transmittal No. 1046.)

Issued: February 10, 2000

Effective: February 25, 2000

7. PRIVATE LINE TRANSPORT SERVICE

7.4 VOICE GRADE SERVICE (Cont'd)

(T-M)

7.4.2 OPTIONAL FEATURES AND FUNCTIONS

A. Central Office Bridging Capability - BSE

1. Voice Bridging (two-wire and four-wire conference or two-wire bridge lifter)
2. Data Bridging (two-wire and four-wire)
3. Telephoto Bridging (two-wire and four-wire)

(T-M)

Certain material found on this page formerly appeared on Page 7-36.
Certain material previously found on this page can now be found on Page 7-20.

(Filed under Transmittal No. 1046.)

Issued: February 10, 2000

Effective: February 25, 2000

7. PRIVATE LINE TRANSPORT SERVICE

7.4 VOICE GRADE SERVICE

7.4.2 OPTIONAL FEATURES AND FUNCTIONS

A. Central Office Bridging Capability - BSE (Cont'd)

4. DATAPHONE Select-A-Station Bridging

DATAPHONE Select-A-Station Bridging is designed for applications in which a master station exchanges voiceband data information with a number of remote stations, one at a time, usually in rapid sequence. Point-to-point voiceband connections are set up between the master station and each remote station to allow this exchange of information. Alternate voice service and dc continuity are not available. The service allows two way transmission between the master station and the remote stations, but no direct transmission is available between remote stations. Communication from the master station to all remote stations simultaneously (broadcast) is not possible. Control signaling is accomplished by frequency division of the channel or by a combination of frequency and time division. No separately ordered channel is required for control signaling. Connection control can be achieved only from the master station. Two connection arrangements are available.

- Sequential arrangement:

The connection sequence of stations is fixed by the initial assignment of the stations to the ports.

- Addressable arrangement:

Allows random station access so that the connection routine can be continuously varied to suit user needs.

(T-M)

(T)

(M)

Certain material found on this page formerly appeared on Page 7-37.
Certain material previously found on this page can now be found on Page 7-21.

(Filed under Transmittal No. 1046.)

Issued: February 10, 2000

Effective: February 25, 2000

7. PRIVATE LINE TRANSPORT SERVICE

7.4 VOICE GRADE SERVICE

(T-M)

7.4.2 OPTIONAL FEATURES AND FUNCTIONS

A. Central Office Bridging Capability - BSE (Cont'd)

5. Telemetry and Alarm Bridging

(T)

a. Split Band, Active Bridging

An arrangement that provides for a four-wire (master station) split frequency bridge and multiple two-wire (remote station) ports. This application provides multipoint voice-frequency data or tone signaling arrangements. Two-way (polling) communication between the master station and each remote station is intended; however, transmission between remote stations is not available. The split-band bridging system can accommodate 128 two-wire ports.

b. Passive Bridging

An arrangement that provides for a two-wire (master station) common port and multiple two-wire (remote station) ports and is intended for data or tone signaling arrangements. Two-way (polling) communication between the master station and each remote station is intended. This service is a ten-point service.

(T)

c. Summation, Active Bridging

An arrangement that provides for a two-wire (master station) common port and multiple two-wire (remote station) ports and is intended for data or tone signaling arrangements. One-way communication from each remote station to the master station is intended. The customer must insure that the combined power in the voice band of simultaneous data tones does not exceed -13dBm0.

(T)

(M)

Certain material found on this page formerly appeared on Page 7-38.
Certain material previously found on this page can now be found on Page 7-22.

(Filed under Transmittal No. 1046.)

Issued: February 10, 2000

Effective: February 25, 2000

7. PRIVATE LINE TRANSPORT SERVICE

7.4 VOICE GRADE SERVICE

7.4.2 OPTIONAL FEATURES AND FUNCTIONS (Cont'd)

B. Central Office Multiplexing - BSE

Voice Grade to Low Speed Data: An arrangement that converts a Voice Grade channel to Low Speed Data channels using frequency division multiplexing.

When an order is submitted to the Company to disconnect a channel termination on a service that was ordered and provisioned as a channel termination, transport channel mileage, if applicable, and a Central Office Multiplexer, the optional feature and function of a Central Office Multiplexer must be provided in accordance with 7.4.5.D.

C. Conditioning - BSE

Conditioning provides more specific transmission characteristics for Voice Grade services. C-Type conditioning controls Attenuation Distortion and Envelope Delay Distortion.

For two-point services, the parameters apply to each service. For multipoint services, the parameters apply to each mid-link or end-link. C-Type conditioning and Data Capability may be combined on the same service.

If more stringent specifications than those provided by C-Type conditioning are desired, the customer has the option of ordering either Improved Attenuation Distortion or Improved Envelope Delay Distortion, or both, instead of C-Type conditioning.

Additional Technical Specifications governing C-Type conditioning, including Improved Attenuation Distortion and Improved Envelope Delay Distortion are delineated in Technical Reference TR-NWT-000335.

(T-M)

(T)

(T)

(T)

(M)

Certain material found on this page formerly appeared on Page 7-39.
Certain material previously found on this page can now be found on Page 7-23.

7. PRIVATE LINE TRANSPORT SERVICE

7.4 VOICE GRADE SERVICE

7.4.2 OPTIONAL FEATURES AND FUNCTIONS

C. Conditioning – BSE (Cont'd)

1. C-Type Conditioning is provided for the additional control of attenuation distortion and envelope delay distortion on data services. The attenuation distortion and envelope delay distortion specifications for C-Type Conditioning are:

**ATTENUATION DISTORTION
(FREQUENCY RESPONSE)
RELATIVE TO 1004 Hz**

FREQUENCY RANGE (Hz)	VARIATION (dB)
504 - 2804	-1.0 to +3.0
304 - 3004	-2.0 to +6.0

ENVELOPE DELAY DISTORTION	
FREQUENCY RANGE (Hz)	VARIATION (MICROSECONDS)
1004 - 2604	500
604 - 2604	1500
504 - 2804	3000

Certain material found on this page formerly appeared on Page 7-40.
Certain material previously found on this page can now be found on Page 7-63.

(Filed under Transmittal No. 1046.)

Issued: February 10, 2000

Effective: February 25, 2000

7. PRIVATE LINE TRANSPORT SERVICE

7.4 VOICE GRADE SERVICE

7.4.2 OPTIONAL FEATURES AND FUNCTIONS

C. Conditioning – BSE (Cont'd)

2. Improved Attenuation Distortion

Improved attenuation distortion is provided for additional control of attenuation distortion. The improved attenuation distortion specifications are:

ATTENUATION DISTORTION (FREQUENCY RESPONSE) RELATIVE TO 1004 Hz	
FREQUENCY RANGE (Hz)	VARIATION (dB)
404 - 2804	-1.0 to +2.0
304 - 3004	-1.0 to +3.0
3004 - 3204	-2.0 to +6.0

3. Improved Envelope Delay Distortion

Improved envelope delay distortion is provided for additional control of envelope delay distortion. The improved envelope delay distortion specifications are:

ENVELOPE DELAY DISTORTION	
FREQUENCY RANGE (Hz)	VARIATION (MICROSECONDS)
1004 - 2604	100
804 - 2604	200
604 - 2604	300
504 - 2804	600
504 - 3004	3000

Certain material found on this page formerly appeared on Page 7-41.
Certain material previously found on this page can now be found on Pages 7-24 and 7-64.

(Filed under Transmittal No. 1046.)

Issued: February 10, 2000

Effective: February 25, 2000

7. PRIVATE LINE TRANSPORT SERVICE

7.4 VOICE GRADE SERVICE

7.4.2 OPTIONAL FEATURES AND FUNCTIONS (Cont'd)

D. Customer Specified Premises Levels

The customer may specify both transmit and/or receive levels within ranges as delineated in Technical References GR-334-CORE and TR-NWT-000335. This option applies to customer specified level(s) other than the recommended level(s) shown in the Technical References.

E. Improved Return Loss and Equal Level Echo Path Loss-2

1. Improved Return Loss is available on effective two-wire transmission, at the two-wire point of termination. It provides more stringent echo control specifications. In order for this option to apply, the transmission path must be four-wire at one point of termination and two-wire at the other point of termination. The Improved Return Loss parameters are delineated in Technical Reference TR-NWT-000335.
2. Equal Level Echo Path Loss-2 (ELEPL-2) is available on an effective two-wire transmission at the four-wire point of termination. It provides for more stringent control of echo return loss and singing return loss. In order for this option to apply, the transmission path must be four-wire at one point of termination and two-wire at the other point of termination. The Equal Level Echo Path Loss parameters are delineated in Technical Reference TR-NWT-000335.

(T-M)

(T)

(T)

(T)

(T)

(M)

Certain material found on this page formerly appeared on Page 7-42.
Certain material previously found on this page can now be found on Page 7-25.

(Filed under Transmittal No. 1046.)

Issued: February 10, 2000

Effective: February 25, 2000

7. PRIVATE LINE TRANSPORT SERVICE

7.4 VOICE GRADE SERVICE

7.4.2 OPTIONAL FEATURES AND FUNCTIONS (Cont'd)

F. Data Capability

Data Capability provides transmission characteristics suitable for data communications. Specifically, Data Capability improves the Signal to C-Notched Noise Ratio and intermodulation distortion (not recommended for multipoint services).

The Signal to C-Notched Noise Ratio and intermodulation distortion parameters for Data Capability are delineated in Technical Reference TR-NWT-000335.

When a service equipped with Data Capability is used for voice communications, the quality of the voice transmission may not be satisfactory.

G. Telephoto Capability

Telephoto Capability provides transmission characteristics suitable for telephotographic communications. Specifically, Telephoto Capability improves attenuation distortion and envelope delay distortion. The attenuation distortion and envelope delay distortion parameters for Telephoto Capability are delineated in Technical Reference TR-NWT-000335.

(T-M)

(T)

(T)

(M)

Certain material found on this page formerly appeared on Page 7-43.
Certain material previously found on this page can now be found on Page 7-68.

(Filed under Transmittal No. 1046.)

Issued: February 10, 2000

Effective: February 25, 2000

7. PRIVATE LINE TRANSPORT SERVICE

7.4 VOICE GRADE SERVICE

7.4.2 OPTIONAL FEATURES AND FUNCTIONS (Cont'd)

H. Signaling Capability

Signaling Capability provides for the process by which one customer premises alerts another customer premises on the same service with which it wishes to communicate. This feature provides for the transmission of signaling information. The following signaling types are available: Loop Start, Ground Start, E&M, Single Frequency, Manual/Code Select Ringdown, Automatic Ringdown, Reverse Batter, and Centrex Signaling.

I. Transfer Arrangement

An arrangement that affords the customer an additional measure of flexibility in the use of their Private Line Transport channel(s). The arrangement can be utilized to transfer a leg of a Private Line Transport Service to another channel that terminates in either the same or a different customer designated premises. A key activated control channel may be used to operate the transfer arrangement and will be rated as a Low Speed Data Channel Service. The key will be located at the customer's premises and will be provided by the customer.

(T-M)

(T)

(T)

(M)

Certain material found on this page formerly appeared on Page 7-44.
Certain material previously found on this page can now be found on Page 7-69.

(Filed under Transmittal No. 1046.)

Issued: February 10, 2000

Effective: February 25, 2000

7. PRIVATE LINE TRANSPORT SERVICE

7.4 VOICE GRADE SERVICE

7.4.2 OPTIONAL FEATURES AND FUNCTIONS (Cont'd)

J. Data Channel Terminating Equipment

Data Channel Terminating Equipment (DCTE) is available for use on four-wire Voice Grade VGC, VG4, VG5, VG6, and VG10 facilities. DCTE is provided whenever the customer specifies a DA interface code. DCTE is customer-powered and reacts to 2713 HZ signal for loopback. This loopback is for the Company's use. Customers may request the following options for DCTE:

1. DCTE Option 1

DCTE Option 1 (i.e. interface code 04DA2.L) provides data equalization with central office powered 2713 Hz tone activated loop back relay. This option ensures service continuity during commercial AC power outages. DCTE Option 1 is available on VGC, VG4, VG5, VG6 and VG10 as set forth in 7.4.1.D.

DCTE Option 1 may be ordered in conjunction with the optional feature VG6 and VG7 Customer Requested Loop Back as set forth in P., following. When DCTE Option 1 is ordered in conjunction with VG6 and VG7 Customer Requested Loop Back, the customer must specify either VG6 or VG7 with a NO interface code as delineated in U S WEST Communications Technical Publication PUB 77310. The DCTE Option 1 monthly rate applies in addition to the VG6 and VG7 Customer Requested Loop Back monthly rate.

(T-M)

(T)

(T)

(T)

(T)

(M)

Certain material found on this page formerly appeared on Page 7-45.
Certain material previously found on this page can now be found on Page 7-70.

(Filed under Transmittal No. 1046.)

Issued: February 10, 2000

Effective: February 25, 2000

7. PRIVATE LINE TRANSPORT SERVICE

7.4 VOICE GRADE SERVICE

7.4.2 OPTIONAL FEATURES AND FUNCTIONS

J. Data Channel Terminating Equipment (Cont'd)

2. DCTE Option 2

DCTE Option 2 (i.e., interface code 04DA2.D) provides customer powered, customer selectable addressing and testing using a four digit DTMF (Dual Tone Multi-Frequency) code as delineated in U S WEST Communications Technical Publication PUB 77310. DCTE Option 2 is not available with DCTE Option 1 or VG6 and VG7 Customer Requested Loop Back.

K. Effective Four-Wire Transmission with Two-Wire Interface

When a customer requests that an effective four-wire channel be terminated with a two-wire interface at the customer designated premises, then this optional feature applies. Placement of Company equipment (hybrid) will be required at the customer's designated premises with the two-wire POT. When this option is ordered, a four-wire channel termination charge applies.

L. Improved Transmission

When a customer requests the improved transmission option on a two-wire VGW Channel Termination, the quality of the channel is improved over the standard service (e.g., better attenuation distortion). The parameters are delineated in Technical Reference GR-334-CORE.

(T-M)

(T)

(T)

(T)

(M)

Certain material found on this page formerly appeared on Pages 7-45 and 7-46.
Certain material previously found on this page can now be found on Page 7-71.

(Filed under Transmittal No. 1046.)

Issued: February 10, 2000

Effective: February 25, 2000

7. PRIVATE LINE TRANSPORT SERVICE

7.4 VOICE GRADE SERVICE

7.4.2 OPTIONAL FEATURES AND FUNCTIONS (Cont'd)

M. Command A Link - BSE

This feature allows the customer to control the reconfiguration of a Private Line Transport Service (digital or analog) on a near real-time basis by means of the special provisioning of these services through a digital crossconnect device. Command A Link can accommodate the termination of circuits up to the 56 kbps[1], 1.544 Mbps[2] and 44.736 Mbps[3] signal levels. The reconfiguration of the service is accomplished at the DSO signal level. Customer access to the reconfiguration capability is on the basis of a local telephone company dial access arrangement.

Command A Link is available only in selected serving wire centers.

[1] Applicable to Voice Grade and Digital Data Service.

[2] Applicable to Voice Grade, Digital Data Service and DS1 Service.

[3] Applicable to Voice Grade, Digital Data Service, DS1 Service and DS3 Service.

Certain material found on this page formerly appeared on Page 7-47.

Certain material previously found on this page can now be found on Pages 7-27 and 7-62.

(Filed under Transmittal No. 1046.)

Issued: February 10, 2000

Effective: February 25, 2000

7. PRIVATE LINE TRANSPORT SERVICE

7.4 VOICE GRADE SERVICE

(T-M)

7.4.2 OPTIONAL FEATURES AND FUNCTIONS

M. Command A Link – BSE (Cont'd)

(T)

Command A Link has two reconfiguration options: Attendant Access and Dial-Up Access.

1. Attendant Access

(T)

When a customer requests the Telephone Company to make changes on their behalf, an Attendant Access charge applies, per transaction requested. Examples of transactions include, but are not limited to the following:

- Each reconfiguration performed, including connecting, disconnecting, or reconnecting each circuit segment. For example, connecting one 9.6 kbps service to another 9.6 kbps service constitutes two (2) transactions.
- A change in the customer's security code.
- Establishing, changing, or removing each scheduled reservation activity.
- A change of a customer's symbolic names or aliases for their circuits.
- Each request for a Command A Link list or report.

2. Dial-Up Access

(T)

A monthly rate applies to subscribe to dial-up access.

(M)

Certain material found on this page formerly appeared on Page 7-48.
Certain material previously found on this page can now be found on Page 7-28.

7. PRIVATE LINE TRANSPORT SERVICE

Certain material previously found on this page can now be found on Page 7-29.

7. PRIVATE LINE TRANSPORT SERVICE

Certain material previously found on this page can now be found on Page 7-30.

7. PRIVATE LINE TRANSPORT SERVICE

Certain material previously found on this page can now be found on Page 7-31.

7. PRIVATE LINE TRANSPORT SERVICE

Certain material previously found on this page can now be found on Page 7-32.

7. PRIVATE LINE TRANSPORT SERVICE

7. PRIVATE LINE TRANSPORT SERVICE

7.4 VOICE GRADE SERVICE

7.4.2 OPTIONAL FEATURES AND FUNCTIONS (Cont'd)

N. Central Office Multiplexer to Multiplexer Connecting Arrangement

An arrangement to allow a customer to interconnect an individual channel of one multiplexer to an individual channel of another multiplexer, at the voice grade level, as delineated in Technical Reference TR-NWT-000335.

O. Improved Termination

This option provides a matching 600 ohm impedance at a four-wire point of termination, an extended range of customer specified levels (-16 to +7 TLP), and simplex reversal (when applicable). This option requires that Company equipment be placed at the customer designated premises. The Improved Termination parameters are delineated in Technical Reference TR-NWT-000335.

P. VG6 and VG7 Customer Requested Loop Back

This option provides the customer the ability to do loop back at 1713, 1913, 2413 and 2713 Hz. This option is available as set forth in 7.4.1.D. This option applies to the NO interface code only. When VG6 and VG7 Customer Requested Loop Back is ordered in conjunction with the optional feature DCTE Option 1 (central office powered loop back as set forth in J., preceding), the customer specifies a NO interface code as delineated in U S WEST Communications Technical Publication PUB 77310. The VG6 and VG7 Customer Requested Loop Back monthly rate applies in addition to the DCTE Option 1 monthly rate. VG6 and VG7 Customer Requested Loop Back may be used in combination with Customer Specified Premises Levels as set forth in D., preceding.

(T-M)

(T)

(T)

(T)

(T)

(T)

(M)

Certain material found on this page formerly appeared on Page 7-49.
Certain material previously found on this page can now be found on Page 7-33.

(Filed under Transmittal No. 1046.)

Issued: February 10, 2000

Effective: February 25, 2000

7. PRIVATE LINE TRANSPORT SERVICE

7.4 VOICE GRADE SERVICE (Cont'd)

(T-M)

7.4.3 PRICING PLANS

A. Rate Stability Plan[1]

(T)

The Voice Grade Rate Stability Plan (VGRSP) allows four-wire Voice Grade customers to stabilize their Channel Termination monthly rate and associated Transport Channel monthly rates for a fixed period of 3 years (36 months), 5 years (60 months) or 7 years (84 months). Additionally, to participate in VGRSP, a minimum number of four-wire Voice Grade Channel Terminations is required for the desired fixed period (except as set forth in C.3., following). The minimum number of four-wire Voice Grade Channel Terminations is 348 for the 36 month fixed period, 383 for the 60 month fixed period and 423 for the 84 month fixed period. The customer must specify the fixed period at the time the service is ordered and must agree to the associated required minimum four-wire Voice Grade Channel Terminations. VGRSP applies only to the Company portion of any circuit jointly provided with another Exchange Telephone Company.

The minimum service period for VGRSP is twelve months. The monthly rates will be stabilized at the rates in effect as of the service date (due date) of the order. At the end of the fixed period, the customer may convert to month-to-month or subscribe to a new fixed period. The recurring rates will be adjusted to the rates in effect for the new VGRSP fixed period. If the customer does not make a choice at the end of the fixed period, the rates will automatically revert to the month-to-month rates in effect at the time of the change.

If the number of Channel Terminations falls below 348, the customer is no longer eligible to participate in VGRSP. Therefore, the monthly rates will revert to the current month-to-month rates in effect and discontinuance charges as described in C., following, or Termination Liability and Waiver Policy, as set forth in 7.1.8, will apply.

(T)

- [1] Customers with VGRSP in service prior to May 29, 1995, may utilize Termination Liability and Waiver Policy as set forth in 7.1.8, in lieu of Discontinuance Charges in C.1. This offer is valid until either the expiration date of their existing term or until May 29, 1998 for a 36 month term, May 29, 2000 for a 60 month term and May 29, 2002 for a 84 month term, whichever comes first. After May 29, 1995, Termination Liability and Waiver Policy will be in effect for all new customers subscribing to VGRSP.

(T)

(T)

(T)

(M)

Certain material found on this page formerly appeared on Page 7-223.
Certain material previously found on this page can now be found on Page 7-34.

7. PRIVATE LINE TRANSPORT SERVICE

7.4 VOICE GRADE SERVICE

7.4.3 PRICING PLANS

A. Rate Stability Plan[1] (Cont'd)

If the Channel Termination and/or Transport Channel monthly rates decrease during the fixed period of an existing VGRSP, the customer may stay with the existing fixed period and rates or the customer may change to the lower rates by subscribing to a new fixed period which meets or exceeds their current fixed period. Nonrecurring charges and/or discontinuance charges will not apply; however, a new minimum service period will apply.

Additional four-wire Voice Grade Channel Terminations may be added to the existing fixed period at any time at the rates in effect as of the initial service date; appropriate nonrecurring charges will apply.

B. Upgrades in VGRSP

Voice Grade Service rated as month-to-month may be upgraded to VGRSP at any time without incurring nonrecurring charges. Additionally, existing VGRSP customers may upgrade to a new VGRSP fixed period at any time providing the new fixed period is equal to or longer than the current fixed period. Minimum Channel Termination requirements for the new fixed period must be satisfied for all upgrades. Nonrecurring charges and/or discontinuance charges do not apply. The monthly rates will be those in effect at the time the service is upgraded. New minimum service period applies to all upgrades.

- [1] Customers with VGRSP in service prior to May 29, 1995, may utilize Termination Liability and Waiver Policy as set forth in 7.1.8, in lieu of Discontinuance Charges in C.1. This offer is valid until either the expiration date of their existing term or until May 29, 1998 for a 36 month term, May 29, 2000 for a 60 month term and May 29, 2002 for a 84 month term, whichever comes first. After May 29, 1995, Termination Liability and Waiver Policy will be in effect for all new customers subscribing to VGRSP.

Certain material on this page formerly appeared on Page 7-224 and is duplicated from Page 7-223.

Certain material previously found on this page can now be found on Page 7-35.

7. PRIVATE LINE TRANSPORT SERVICE

7.4 VOICE GRADE SERVICE

7.4.3 PRICING PLANS (Cont'd)

(T-M)

(T)

C. Discontinuance of VGRSP[1]

1. If the VGRSP is discontinued prior to the expiration date of the fixed period, discontinuance charges will apply.

For VGRSP discontinued prior to the completion of the minimum service period of twelve months, the discontinuance charge is equal to one-hundred percent of the Channel Termination and Transport Channel monthly rates for the remaining months of the minimum service period, plus fifteen percent of the Channel Termination and Transport Channel monthly rates for the remaining months of the fixed period.

For VGRSP discontinued after the completion of the minimum service period, the discontinuance charge is equal to fifteen percent of the Channel Termination and Transport Channel monthly rates for the remaining months of the fixed period.

- [1] Customers with the Voice Grade Rate Stability Plan in service prior to May 29, 1995, may utilize Termination Liability and Waiver Policy as set forth in 7.1.8, in lieu of Discontinuance Charges in C.1. This offer is valid until either the expiration date of their existing term or until May 29, 1998 for a 36 month term, May 29, 2000 for a 60 month term and May 29, 2002 for a 84 month term, whichever comes first. After May 29, 1995, Termination Liability and Waiver Policy will be in effect for all new customers subscribing to VGRSP.

(T)

|

(T)

(T)

(M)

Certain material found on this page formerly appeared on Page 7-225.
Certain material previously found on this page can now be found on Page 7-36.

7. PRIVATE LINE TRANSPORT SERVICE

7.4 VOICE GRADE SERVICE

7.4.3 PRICING PLANS

C.[1]1. (Cont'd)

(T-M)

(T)

- If a customer with a fixed period of 60 or 84 months falls below the minimum required Channel Terminations of 383 or 423 respectively, but is equal to or greater than the minimum required Channel Terminations for 36 or 60 month fixed periods, the customer may change to the lower fixed period without incurring nonrecurring or discontinuance charges. For example, a customer with an 84 month fixed period falls below the 423 minimum required number of Channel Terminations but is at or above the 60 month minimum number of 383 Channel Terminations, may change to the 60 month fixed period VGRSP without incurring nonrecurring or discontinuance charges. The monthly rates will be those in effect at the time of the change. New minimum service period will apply. The customer may also discontinue VGRSP, however, the appropriate discontinuance charges will apply.
2. Discontinuance charges do not apply to VGRSP purchased by local, State or Federal government entities (or to customers who have purchased services solely for resale to local, State or Federal government entities) when they are discontinued prior to the completion of the VGRSP only when all of the following conditions are met:
- The service(s) purchased by the local, State or Federal government entity or by customers who have purchased services for resale to local, State or Federal government entities are utilized solely for provision of services for that local, State or Federal government entity,

- [1] Customers with the Voice Grade Rate Stability Plan in service prior to May 29, 1995, may utilize Termination Liability and Waiver Policy as set forth in 7.1.8, in lieu of Discontinuance Charges in C.1. This offer is valid until either the expiration date of their existing term or until May 29, 1998 for a 36 month term, May 29, 2000 for a 60 month term and May 29, 2002 for a 84 month term, whichever comes first. After May 29, 1995, Termination Liability and Waiver Policy will be in effect for all new customers subscribing to VGRSP.

(T)

(T)

(T)

(M)

Certain material found on this page formerly appeared on Page 7-226 and is duplicated from Page 7-225.

Certain material previously found on this page can now be found on Page 7-37.