

ACCESS SERVICE

Regulations, Rates and Charges
applying to the provision of Access Services
for connection to interstate communications facilities
for customers within the operating territories of the (T)(Z)
Northwest Fiber, LLC d/b/a ZiPLY Fiber Telephone Companies (T)(Z)
Listed below.

Services herein are provided by means of wire, fiber optics, radio or any other suitable technology or a combination thereof.

ISSUING CARRIERS

The Regulations, Rates and Charges presented in this tariff are applicable to the following Issuing Carriers. Wire center locations for this Issuing Carrier are located in National Exchange Carrier Association Tariff FCC No. 4.

FRONTIER COMMUNICATIONS NORTHWEST, LLC (T)(Z)
dba ZiPLY Fiber
in the State of Washington
Regulatory & External Affairs Director
135 Lake Street S, Suite 155
Kirkland, WA 98033 (T)(Z)

TRANSMITTAL NO. 6

ISSUED: JUNE 16, 2021
ISSUED BY ZIPLY FIBER TELEPHONE COMPANIES
BY JESSICA EPLEY, REGULATORY & EXTERNAL AFFAIRS DIRECTOR

EFFECTIVE: JULY 1, 2021

CHECK SHEET

Sections I. to XIX. inclusive of this tariff are effective as of the date shown. Original and revised pages, as named below are in effect on the date indicated.

Page	Number of Revision Except As Indicated	Page	Number of Revision Except As Indicated	Page	Number of Revision Except As Indicated
Section I	Original	Section II	Original	Sect. III (cont)	
1	1st			37	Original
2	5 th *			38	Original
3	3 rd *	Section III	Original	39	Original
4	1 st *	1	Original	40	Original
5	5 th *	2	Original	41	Original
6	Original	3	Original	42	Original
7	Original	4	Original	43	Original
8	Original	5	Original	44	Original
9	Original	6	Original	45	Original
10	Original	7	Original	46	Original
11	Original	8	Original	47	Original
12	Original	9	Original	48	Original
13	Original	10	Original	49	Original
14	Original	11	Original	50	Original
15	Original	12	Original	51	Original
16	Original	13	Original	52	Original
17	Original	14	Original	53	Original
18	Original	15	Original	54	Original
19	Original	16	Original	55	Original
20	Original	17	Original	56	Original
21	Original	18	Original	57	Original
22	Original	19	Original	58	Original
23	Original	20	Original	59	Original
24	Original	21	Original	60	Original
25	Original	22	Original	61	Original
26	Original	23	Original	62	Original
27	Original	24	Original	63	Original
28	Original	25	Original	64	Original
29	Original	26	Original	65	Original
30	Original	27	Original	66	Original
		28	Original	67	Original
		29	Original	68	Original
		30	Original	69	Original
		31	Original	70	Original
		32	Original	71	Original
		33	Original	72	Original
		34	Original	73	Original
		35	Original	74	Original
		36	Original	75	Original

TRANSMITTAL NO. 6

CHECK SHEET (Continued)

Page	Number of Revision Except As Indicated	Page	Number of Revision Except As Indicated	Page	Number of Revision Except As Indicated
Sect. III (cont)		Section V	Original	Section VII	Original
76	Original	1	Original	1	Original
77	Original	2	Original	2	Original
78	Original	3	Original	3	Original
79	Original	4	Original	4	Original
80	Original	5	Original	5	Original
81	Original	6	3 rd *	6	Original
82	Original			7	Original
83	Original	Section VI	Original	8	Original
84	Original	1	Original	9	Original
85	Original	2	Original	10	Original
86	Original	3	Original	11	Original
87	Original	4	Original	12	Original
88	Original	5	Original	13	Original
89	Original	6	Original	14	Original
90	Original	7	Original	15	Original
91	Original	8	Original	16	Original
92	Original	9	Original	17	Original
93	Original	10	Original	18	Original
94	Original	11	Original	19	Original
		12	Original	20	Original
Section IV	Original	13	Original	21	Original
1	Original	14	Original	22	Original
2	Original	15	Original	23	Original
3	Original	16	Original	24	Original
4	Original	17	Original	25	Original
5	Original	18	Original	26	Original
6	Original	19	Original	27	Original
7	Original	20	Original	28	Original
8	Original			29	Original
9	Original			30	Original
10	Original			31	Original
11	Original			32	Original
12	1 st *			33	Original
				34	Original
				35	Original
				36	Original
				37	Original
				38	Original
				39	Original

TRANSMITTAL NO. 6

CHECK SHEET (Continued)

Page	Number of Revision Except As Indicated	Page	Number of Revision Except As Indicated	Page	Number of Revision Except As Indicated
Sect. VII (cont)		Sect. VII (cont)		Section VIII	Original
40	Original	79	Original	1	Original
41	Original	80	Original	2	Original
42	Original	81	Original	3	Original
43	Original	82	Original	4	Original
44	Original	83	Original	5	Original
45	Original	84	Original	6	Original
46	Original	85	Original	7	Original
47	Original	86	Original	8	Original
48	Original	87	Original	9	Original
49	Original	88	Original	10	Original
50	Original	89	Original	11	Original
51	Original	90	Original	12	Original
52	Original	91	Original	13	Original
53	Original	92	Original	14	Original
54	Original	93	Original	15	Original
55	Original	94	Original	16	Original
56	Original	95	Original	17	Original
57	Original	96	Original	18	Original
58	Original	97	Original	19	Original
59	Original	98	Original	20	Original
60	Original	99	Original	21	Original
61	Original	100	Original	22	Original
62	Original	101	Original	23	Original
63	Original	102	1 st *	24	Original
64	Original	103	1 st *	25	Original
65	Original	104	Original	26	Original
66	Original	105	1 st *	27	Original
67	Original	106	1 st *	28	Original
68	Original	107	1 st *	29	Original
69	Original	108	1 st *	30	Original
70	Original			31	Original
71	Original			32	Original
72	Original			33	Original
73	Original			34	Original
74	1 st *			35	Original
75	Original			36	Original
76	Original			37	Original
77	Original			38	Original
78	Original			39	Original

TRANSMITTAL NO. 6

CHECK SHEET (Continued)

Page	Number of Revision Except As Indicated	Page	Number of Revision Except As Indicated	Page	Number of Revision Except As Indicated
Sect. VIII (cont)		Section IX	Original	Section X	Original
40	Original	1	Original	1	Original
41	Original	2	Original	2	Original
42	Original	3	Original	3	Original
43	Original	4	Original	4	Original
44	Original	5	Original	5	Original
45	Original	6	Original	6	Original
46	Original	7	Original	7	Original
47	Original	8	Original	8	Original
48	Original	9	Original	9	Original
49	Original	10	Original	10	Original
50	Original	11	Original	11	Original
51	Original	12	Original	12	Original
52	Original	13	Original	13	Original
53	Original	14	Original	14	Original
54	Original	15	Original	15	Original
55	Original	16	Original	16	Original
56	Original	17	Original	17	Original
57	Original	18	Original	18	Original
58	Original	19	Original	19	Original
59	Original	20	Original	20	Original
60	Original	21	Original	21	Original
61	1st	22	Original	22	Original
62	Original	23	Original	23	Original
63	Original	24	Original	24	Original
64	Original	25	5 th *	25	Original
65	Original	26	Original	26	Original
66	Original	27	Original	27	Original
67	Original			28	Original
68	Original			29	Original
69	Original			30	Original
70	Original			31	Original
71	Original			32	Original
72	Original			33	Original
73	Original			34	Original
74	Original			35	Original
				36	Original

CHECK SHEET (Continued)

Page	Number of Revision Except As Indicated	Page	Number of Revision Except As Indicated	Page	Number of Revision Except As Indicated
Section XI	Original	Section XVIII	Original	Section XIX	Original
1	Original	1	Original	1	Original
2	Original	2	Original	2	Original
3	Original	3	Original	3	Original
4	Original	4	Original	4	Original
5	Original	5	Original	5	Original
6	Original	6	Original	6	Original
7	Original	7	Original	7	Original
8	Original	8	Original	8	Original
9	Original	9	Original	9	Original
10	Original	10	Original	10	Original
11	Original	11	Original	11	Original
12	Original	12	Original	12	Original
		13	Original	13	Original
Section XII	Original	14	Original	14	Original
		15	Original	15	Original
		16	Original		
Section XIII	Original	17	Original	Section XX	Original
		18	Original	1	Original
		19	Original	2	Original
Section XIV	Original	20	Original	3	Original
		21	Original	4	Original
		22	Original	5	Original
Section XV	Original	23	Original		
1	Original	24	Original	Section XXI	Original
2	Original	25	Original		
3	Original	26	Original		
		27	Original	Section XXII	Original
Section XVI	Original	28	Original	1	Original
		29	Original	2	Original
		30	Original		
Section XVII	Original	31	Original	Section XXIII	Original
1	Original	32	Original		
2	Original	33	Original		
3	Original	34	Original	Section XXIV	Original
4	Original	35	Original	1	Original
		36	Original	2	Original
		37	Original	3	Original
		38	Original	4	Original
		39	Original		

SECTION INDEX

<u>SECTION</u>	<u>DESCRIPTION</u>	<u>SHEET NO.</u>
I.	INTRODUCTORY SHEETS AND DEFINITIONS	
	Title Page	1
	Check Sheet	2
	Section Index	7
	Reference to Other Tariffs	22
	Reference to Technical Publications	22
	Concurring Carriers	26
	Connecting Carriers	26
	Other Participating Carriers	26
	Registered Service Marks	26
	Registered Trademarks	26
	Explanation of Symbols	27
	Explanation of Abbreviations	28
II.	APPLICATION OF TARIFF	
III.	GENERAL REGULATIONS	
	A. <u>Undertaking of the Telephone Company</u>	1
	1. <i>Scope</i>	1
	2. <i>Limitations</i>	1
	3. <i>Liability</i>	2
	4. <i>Provision of Services</i>	3
	5. <i>Installation and Termination of Services</i>	3
	6. <i>Maintenance of Services</i>	3
	7. <i>Changes, Substitutions and Rearrangements</i>	4
	8. <i>Refusal and Discontinuance of Service</i>	4
	9. <i>Limitation of use of Metallic Facilities</i>	6
	10. <i>Notification of Service-Affecting Activities</i>	6
	11. <i>Coordination with Respect to Network Contingencies</i>	6
	12. <i>Provision and Ownership of Telephone Number</i>	6
	B. <u>Use</u>	7
	1. <i>Interference or Impairment</i>	7
	2. <i>Unlawful Use</i>	7
	3. <i>Commingling</i>	7

SECTION INDEX (Continued)

C. <u>Obligations of the Customer</u>	8
1. <i>Damages</i>	8
2. <i>Ownership of Facilities and Theft</i>	8
3. <i>Equipment Space and Power</i>	8
4. <i>Availability for Testing</i>	8
5. <i>Balance</i>	8
6. <i>Design of Customer Services</i>	9
7. <i>References to the Telephone Company</i>	9
8. <i>Claims and Demands for Damages</i>	9
9. <i>Coordination with Respect to Network Contingencies</i>	9
10. <i>Sectionalization and Trouble Reporting</i>	10
11. <i>Identification and Rating of VoIP-PSTN Traffic</i>	10
D. <u>Payment Arrangements</u>	12
1. <i>Payment of Rates, Charges and Deposits</i>	12
2. <i>Minimum Periods</i>	16
3. <i>Cancellation of an Order for Service</i>	16
4. <i>(Reserved for Future Use)</i>	16
5. <i>Re-establishment of Service Following Fire, Flood or Other Occurrence</i>	17
6. <i>Title or Ownership Rights</i>	17
7. <i>Access Services Provided by More than One Telephone Company</i>	17
E. <u>Connections</u>	28
1. <i>General</i>	28
2. <i>Standard Access Service Connections</i>	28
3. <i>Expanded Interconnection Service (EIS)-Fiber Optic</i>	28
4. <i>Expanded Interconnection Service (EIS)-Microwave</i>	28
F. <u>Definitions</u>	29
G. <u>Service Level Agreements</u>	47
1. <i>Basic Service Level Agreements (Basic SLAs)</i>	47
a. <i>Credit Allowance for Service Interruption</i>	47
b. <i>Performance Commitment Program</i>	55
2. <i>Enhanced Service Level Agreements (Enhanced SLAs)</i>	55
a. <i>Integrated Optical Service Rider SLAs</i>	55
b. <i>(Reserved for Future Use)</i>	57
c. <i>2009 Enhanced SLA Plan for Qualifying Services</i>	58
d. <i>2010 Enhanced SLA Plan for Qualifying Services</i>	65
3. <i>National Service Level Agreements (National SLAs)</i>	71
a. <i>2009 National SLA Plan for Qualifying Services</i>	71
b. <i>2010 National SLA Plan for Qualifying Services</i>	79
c. <i>(Reserved for Future Use)</i>	87
4. <i>When a Credit Allowance Does Not Apply</i>	87

SECTION INDEX (Continued)

H. <u>Sale or Transfer of an Operating Telephone Company's Assets and/or Stock to an Unaffiliated Third Party</u>	90
1. <i>General</i>	90
2. <i>Undertaking of the Telephone Company Following a Transfer</i>	91
I. <u>Initial Transfer of Assets from Predecessor Company</u>	93

IV. **CARRIER COMMON LINE ACCESS SERVICE**

A. <u>General Description</u>	1
B. <u>Limitations</u>	1
1. <i>Exclusions</i>	1
2. <i>Access Groups</i>	1
3. <i>Switched Access Interface Arrangements (WATS Access Lines)</i>	1
C. <u>Determination of Usage Subject to Carrier Common Line Access Charges</u>	2
1. <i>Determination of Jurisdiction</i>	2
2. <i>Case Involving Usage Recording By the Customer</i>	2
3. <i>Local Exchange Access and Enhanced Services Exemption</i>	2
4. <i>Common Channel Signaling System 7 (CCS7) Access Service</i>	2
D. <u>Resold Services</u>	3
1. <i>Scope</i>	3
2. <i>Customer Obligation Concerning Resale of MTS and MTS-type Services</i>	3
3. <i>Resale Documentation Provided by the Customer</i>	3
4. <i>Rate Regulations Concerning the Resale of MTS and MTS-type Services</i>	4
E. <u>Presubscribed Interexchange Carrier Charge</u>	7
F. <u>Rate Regulations</u>	9
1. <i>Billing and Charges</i>	9
2. <i>Measuring and Recording of Call Detail</i>	9
3. <i>Unmeasured FGA, FGB, BSA-A and BSA-B</i>	9
4. <i>Percent Interstate Use (PIU)</i>	9
5. <i>Determination of Premium and Non-Premium Charges</i>	10
6. <i>Tandem Switch Signaling</i>	10
G. <u>Rates and Charges</u>	12
<i>Carrier Common Line Access Service</i>	12

SECTION INDEX (Continued)

V. END USE ACCESS SERVICE

A. <u>General Description</u>	1
B. <u>Limitations</u>	1
C. <u>Undertaking of the Telephone Company</u>	1
D. <u>Obligations of Radio Common Carriers</u>	1
E. <u>Payment Arrangements and Credit Allowances</u>	1
1. <i>Minimum Period</i>	1
2. <i>Cancellation of Orders</i>	2
3. <i>Changes to Orders</i>	2
4. <i>Allowance for Interruptions</i>	2
F. <u>Rate Regulations</u>	2
1. <i>Who is Billed</i>	2
2. <i>Multiparty Service</i>	2
3. <i>Business Services</i>	3
4. <i>Radio Common Carriers</i>	4
5. <i>Remote Call Forwarding</i>	4
6. <i>Residence Services</i>	4
G. <u>Rates and Charges</u>	5
1. <i>End User Common Line Residence, Single Line Business, and Centrex CO and CO Like Dormitory Service</i>	5
2. <i>End User Common Line Integrated Services Digital Network</i>	5
3. <i>End User Common Line Multiline Business including Centrex CO and CO-like Service</i>	5

VI. ORDERING SWITCHED AND SPECIAL ACCESS SERVICE

A. <u>Access Service Request Requirements</u>	1
1. <i>General</i>	1
2. <i>Switched Access Ordering Requirements</i>	2
3. <i>Special Access Services</i>	7
4. <i>Switched Access Interface</i>	8
5. <i>Equal Access Conversions</i>	8
6. <i>Provision of Other Services</i>	9
7. <i>Access Order Service Date Intervals</i>	9
8. <i>Selection of Facilities for Access Order</i>	10
9. <i>Shared Use Facilities</i>	10
10. <i>Expanded Interconnection Services (EIS)</i>	10
11. <i>Dedicated SONET Ring (DSR)</i>	11
12. <i>Special Construction</i>	11

SECTION INDEX (Continued)

B. <u>Access Services Provided by More Than One Telephone Company</u>	11
1. <i>Single Company Billing</i>	11
2. <i>Multiple Company Billing</i>	12
3. <i>EAS Arrangements</i>	12
C. <u>Access Order Charges</u>	12
1. <i>Access Service Request Modifications</i>	12
2. <i>Cancellation of an Access Service Request</i>	15
3. <i>Minimum Period Charges</i>	19

VII. SWITCHED ACCESS SERVICE

A. <u>General</u>	1
1. <i>Service Arrangements</i>	1
2. <i>Technical Specifications</i>	2
3. <i>Optional Features</i>	2
B. <u>Switched Access Service Arrangements</u>	3
1. <i>Feature Group A</i>	3
2. <i>Feature Group B</i>	6
3. <i>Feature Group C</i>	8
4. <i>Feature Group D</i>	11
5. <i>Basic Serving Arrangement A (BSA-A)</i>	13
6. <i>Basic Serving Arrangement B (BSA-B)</i>	17
7. <i>Basic Serving Arrangement C (BSA-C)</i>	19
8. <i>Basic Serving Arrangement D (BSA-D)</i>	21
9. <i>Dedicated Network Access Link (DNAL)</i>	24
10. <i>Toll Free Access Service</i>	25
11. <i>900 Access Service</i>	28
12. <i>Common Channel Signaling System 7 Access Service</i>	31
13. <i>500 Access Service</i>	34
14. <i>Basic Service Elements (BSEs)</i>	37
C. <u>Optional Features</u>	43
1. <i>Local Transport Optional Features</i>	43
2. <i>Common Switching Optional Features</i>	44
3. <i>Transport Termination Optional Features</i>	59
D. <u>Provision of Switched Access Service</u>	61
1. <i>Network Management</i>	61
2. <i>Design and Traffic Routing of Switched Access Service</i>	61
3. <i>Access Tandem Arrangements</i>	62
4. <i>Determination of Number of Transmission Paths and Terminations</i>	62
5. <i>Transmission Specifications</i>	62
6. <i>Design Layout Report</i>	63
7. <i>Testing</i>	63

SECTION INDEX (Continued)

8. <i>Trunk Group Measurement Reports</i>	65
9. <i>Service Performance Reports</i>	65
10. <i>Equal Access Conversions</i>	65
11. <i>Design Blocking Probability</i>	66
E. <u>Rate Categories, Applications, and Regulations</u>	68
1. <i>Rate Categories</i>	68
2. <i>Local Transport</i>	69
3. <i>End Office</i>	77
4. <i>Nonrecurring Charges</i>	79
5. <i>Determination of Access Minutes</i>	82
6. <i>Determination of Nonpremium and Premium Rates</i>	90
7. <i>Minimum Periods and Charges</i>	93
8. <i>Application of Rates for FGA and BAS-A Extension Service</i>	93
9. <i>Application of Rates for Extended FGA and BSA-A Terminating Service</i>	94
10. <i>Network Blocking Charge for FGD and BSA-D</i>	95
11. <i>Shared Use Facilities</i>	95
12. <i>CCS7 Access Service</i>	96
13. <i>Switched Access Cross Connect</i>	96
14. <i>Tandem Switch Signaling (TSS)</i>	97
15. <i>Basic Service Elements (BSEs)</i>	98
16. <i>Carrier Identification Parameter (CIP)</i>	99
F. <u>Switched Access Rates and Charges</u>	99
1. <i>(Reserved for Future Use)</i>	99
2. <i>(Reserved for Future Use)</i>	99
3. <i>(Reserved for Future Use)</i>	99
4. <i>(Reserved for Future Use)</i>	99
5. <i>(Reserved for Future Use)</i>	99
6. <i>(Reserved for Future Use)</i>	99
7. <i>(Reserved for Future Use)</i>	99
8. <i>(Reserved for Future Use)</i>	99
9. <i>(Reserved for Future Use)</i>	100
10. <i>(Reserved for Future Use)</i>	100
11. <i>(Reserved for Future Use)</i>	100
12. <i>(Reserved for Future Use)</i>	100
13. <i>Washington</i>	100
14. <i>Switched Access Cross Connect</i>	107
15. <i>Carrier Identification Parameter (CIP)</i>	107
16. <i>CCS7 Access Service – Dedicated Switched Access</i>	108
17. <i>CCS7 Access Service – RSTP or STP Port Termination</i>	108
18. <i>CCS7 Access Service – SS7 Transport</i>	108

SECTION INDEX (Continued)

VIII. SPECIAL ACCESS SERVICE

A. <u>Provision of Special Access Service</u>	1
1. <i>Circuit Types</i>	1
2. <i>Service Configurations</i>	2
3. <i>Technical Specifications Packages</i>	4
4. <i>Channel Interface</i>	5
5. <i>Alternate Use</i>	6
6. <i>Special Facilities Routing</i>	6
7. <i>Design Layout Report</i>	6
8. <i>Acceptance Testing</i>	6
9. <i>Jurisdictional Determination</i>	6
10. <i>Interzone Service</i>	7
B. <u>Rate Categories, Applications, and Regulations</u>	8
1. <i>Rate Categories</i>	8
2. <i>Minimum Periods</i>	27
3. <i>Application of Daily and Monthly Rates</i>	28
4. <i>Facility Hubs and Multiplexing</i>	28
5. <i>Shared Use Analog and Digital High Capacity Services</i>	29
6. <i>DS3 High Capacity</i>	30
7. <i>(Reserved for Future Use)</i>	34
C. <u>Metallic Service</u>	35
1. <i>Basic Circuit Description</i>	35
2. <i>Technical Specifications Packages</i>	35
3. <i>Channel Interfaces</i>	35
4. <i>Optional Features and Functions</i>	35
5. <i>Rates and Charges</i>	36
D. <u>Telegraph Grade Service</u>	36
1. <i>Basic Service Description</i>	36
2. <i>Technical Specifications Packages</i>	36
3. <i>Channel Interfaces</i>	36
4. <i>Optional Features and Functions</i>	36
5. <i>Rates and Charges</i>	37
E. <u>Voice Grade Service</u>	37
1. <i>Basic Circuit Description</i>	37
2. <i>Technical Specifications Packages</i>	38
3. <i>Channel Interfaces</i>	38
4. <i>Optional Features and Functions</i>	39
5. <i>Rates and Charges</i>	44
F. <u>Program Audio Service</u>	44
1. <i>Basic Circuit Description</i>	44
2. <i>Technical Specifications Packages</i>	44
3. <i>Channel Interfaces</i>	45
4. <i>Optional Features and Functions</i>	45
5. <i>Rates and Charges</i>	46

SECTION INDEX (Continued)

G. <u>Video Digital Transport Service TV-1 Analog Service</u>	46
1. <i>Basic Circuit Description</i>	46
2. <i>Technical Specifications Packages</i>	47
3. <i>Channel Interfaces</i>	48
4. <i>Optional Features and Functions</i>	48
5. <i>Rates and Charges</i>	51
H. <u>Wideband Analog Service</u>	51
1. <i>Basic Circuit Description</i>	51
2. <i>Technical Specifications Packages</i>	52
3. <i>Channel Interfaces</i>	52
4. <i>Optional Features and Functions</i>	52
5. <i>Rates and Charges</i>	53
I. <u>Wideband Data Service</u>	54
1. <i>Basic Circuit Description</i>	54
2. <i>Technical Specifications Packages</i>	54
3. <i>Channel Interfaces</i>	54
4. <i>Optional Features and Functions</i>	55
5. <i>Rates and Charges</i>	55
J. <u>Digital Data Service</u>	56
1. <i>Basic Circuit Description</i>	56
2. <i>Technical Specifications Packages</i>	56
3. <i>Channel Interfaces</i>	56
4. <i>Optional Features and Functions</i>	57
5. <i>Rates and Charges</i>	57
K. <u>High Capacity Service</u>	58
1. <i>Basic Circuit Description</i>	58
2. <i>Technical Specifications Packages</i>	58
3. <i>Channel Interfaces</i>	59
4. <i>Optional Features and Functions</i>	59
5. <i>Rates and Charges</i>	61
L. <u>Individual Case Filing</u>	66
M. <u>High Voltage Protection</u>	66
1. <i>Description</i>	66
2. <i>Provisioning</i>	67
3. <i>Claims and Demands for Damages</i>	68
4. <i>Network Outage</i>	68
5. <i>Compliance Statement</i>	68
6. <i>Rate Regulations</i>	68
7. <i>Rates and Charges</i>	69

SECTION INDEX (Continued)

N. <u>LAN Extension Service</u>	69
1. <i>General</i>	69
2. <i>Service Description</i>	70
3. <i>Technical Specifications Package</i>	70
4. <i>Responsibilities and Rights of the Telephone Company</i>	71
5. <i>Responsibilities of the Customer</i>	71
6. <i>Rate Regulations</i>	72
7. <i>Rates and Charges</i>	73
O. <u>Bonded Digital Link Service</u>	74
1. <i>Basic Circuit Description</i>	74
2. <i>Terms and Conditions</i>	74
3. <i>Rates and Charges</i>	75

IX. MISCELLANEOUS SERVICES

A. <u>Additional Engineering</u>	1
<i>Charges for Additional Engineering</i>	1
B. <u>Additional Labor</u>	2
1. <i>Overtime Installation</i>	2
2. <i>Overtime Repair</i>	2
3. <i>Stand By</i>	2
4. <i>Maintenance with other Telephone Companies</i>	2
5. <i>Other Labor</i>	2
6. <i>Charges for Additional Labor</i>	3
C. <u>Maintenance of Service</u>	3
D. <u>Additional Testing</u>	4
1. <i>Additional Cooperative Acceptance Testing</i>	4
2. <i>Nonscheduled Testing</i>	5
3. <i>Rates and Changes</i>	6
E. <u>Presubscription</u>	6
1. <i>End User Notification and Balloting Procedure</i>	6
2. <i>Allocation Process</i>	8
3. <i>IC Customer Lists</i>	8
4. <i>End User or Agent Choice Discrepancies</i>	8
5. <i>Presubscription Charge</i>	9
6. <i>Balloting and Allocation Procedure for Pay Telephones</i>	11
7. <i>Unauthorized Presubscription Change</i>	12
8. <i>IC CIC Consolidation</i>	12
9. <i>PIC NONE</i>	13
10. <i>End User/Agent Lists</i>	13
11. <i>End User/Agent Lists-Rates and Charges</i>	14

SECTION INDEX (Continued)

F. <u>Billing Name and Address Services</u>	15
1. <i>Per Call/Periodic BNA and Data Gathering Service</i>	15
2. <i>(Reserved for Future Use)</i>	16
3. <i>Rates and Charges</i>	17
a. <i>Per Call/Periodic BNA</i>	17
b. <i>Data Gathering Service</i>	17
c. <i>(Reserved for Future Use)</i>	17
G. <u>Denial/Restoral Service</u>	17
H. <u>Telecommunications Service Priority</u>	18
1. <i>General</i>	18
2. <i>Priority Installation</i>	18
3. <i>Priority Restoration</i>	18
4. <i>Rates and Charges</i>	19
I. <u>International Blocking Service</u>	20
J. <u>Service Access Code 900 Blocking</u>	20
K. <u>Selective Class of Call Screening (SCOCS)</u>	20
L. <u>Miscellaneous Equipment</u>	21
M. <u>Integrated Services Digital Network (ISDN) Line Port</u>	21
N. <u>Service Provider Number Portability</u>	22
1. <i>Service Provider Number Portability (SPNP) Fee</i>	22
2. <i>Wireless Service Provider Number Portability Fee</i>	22
3. <i>Service provider Number Portability (SPNP) General Description</i>	23
4. <i>SPNP Query Service Description</i>	23
5. <i>Rate Regulations</i>	23
6. <i>Rates and Charges</i>	24
O. <u>Payphone-Specific Coding Digits</u>	24
P. <u>Federal Universal Service Fund Surcharge</u>	25
Q. <u>Incidental InterLATA Call Management Signaling Service</u>	25
1. <i>General</i>	25
2. <i>Service Availability</i>	26
3. <i>Responsibility of the Customer</i>	26
4. <i>Rate Regulations</i>	27
5. <i>Rates and Charges</i>	27

X. INTERFACE GROUPS, TRASMISSION SPECIFICIATIONS and CHANNEL CODES

A. <u>Local Transport Interface Groups</u>	1
1. <i>Interface Group 1</i>	1
2. <i>Interface Group 2</i>	2
3. <i>Interface Group 3</i>	2
4. <i>Interface Group 4</i>	2
5. <i>Interface Group 5</i>	2
6. <i>Interface Group 6</i>	3

7. <i>Interface Group 7</i>	3
8. <i>Interface Group 8</i>	3
9. <i>Interface Group 9</i>	4
10. <i>Interface Group 10</i>	4
11. <i>Available Premises Interface Codes</i>	5
B. <u>Transmission Specifications for Switched Access Service</u>	7
1. <i>Standard Transmission Specifications</i>	8
2. <i>Data Transmission Parameters</i>	13
C. <u>Channel Interface and Network Channel Codes</u>	15
1. <i>Glossary of Channel Interface Codes and Options</i>	16
2. <i>Impedance</i>	19
3. <i>Digital Hierarchy Channel Interface Codes (4DS)</i>	20
4. <i>Service Designator/Network Channel Code Conversion Table</i>	21
5. <i>Compatible Channel Interfaces</i>	22

XI. SPECIAL FEDERAL GOVERNMENT ACCESS SERVICES

A. <u>General</u>	1
B. <u>Emergency Conditions</u>	1
C. <u>Intervals to Provide Service</u>	1
D. <u>Safeguarding of Service</u>	2
<i>Facility Availability</i>	2
E. <u>Federal Government Regulations</u>	2
F. <u>Service Offerings to the Federal Government</u>	2
1. <i>Type and Description</i>	2
2. <i>Mileage Application</i>	9
3. <i>Rates and Charges</i>	9

XII. SPECIAL FACILITIES ROUTING OF ACCESS SERVICES

A. <u>Description of Special Facilities Routing of Access Services</u>	1
B. <u>Diversity</u>	1
C. <u>Avoidance</u>	1
D. <u>Cable-Only Facilities</u>	1

XIII. SPECIALIZED SERVICE OR ARRANGEMENTS

A. <u>General</u>	1
B. <u>Rates and Charges</u>	1

XIV. EXCEPTIONS TO ACCESS SERVICE OFFERINGS

SECTION INDEX (Continued)

XV. COIN SERVICES

A. <u>General</u>	1
B. <u>Service Description</u>	1
C. <u>Service Provisioning</u>	1
D. <u>Collection and Remittance of Coin Station Monies</u>	2
E. <u>Provision of Message Call Detail Concerning Coin Station Monies</u>	2
F. <u>Payment of Coin Sent-Paid Monies</u>	2
1. <i>Bill Period Coin Revenue</i>	2
2. <i>Total Customer Coin Revenue</i>	2
3. <i>Recourse Adjustments</i>	3
4. <i>Payment of Net Customer Coin Revenue</i>	3
5. <i>Audit Provisions</i>	3

XVI. CENTRALIZED EQUAL ACCESS SERVING WIRE CENTER

XVII. OPERATOR SERVICES

A. <u>General Description</u>	1
1. <i>Operator Transfer Service</i>	1
2. <i>Inward Operator Assistance</i>	1
3. <i>Undertaking of the Telephone Company</i>	2
4. <i>Obligations of the Customer</i>	2
B. <u>Rate Regulations</u>	3
1. <i>Operator Transfer Service</i>	3
2. <i>Inward Operator Assistance Services</i>	3
C. <u>Rates and Charges</u>	4
1. <i>Operator Transfer Rate</i>	4
2. <i>Inward Operator Assistance Rates</i>	5

XVIII. EXPANDED INTERCONNECTION SERVICES

A. <u>Service Description</u>	1
B. <u>Provision of EIS</u>	1
1. <i>General</i>	1
2. <i>Responsibilities of the Telephone Company</i>	2
3. <i>Rights of the Telephone Company</i>	3

SECTION INDEX (Continued)

C. <u>Obligations of the Customer</u>	3
1. <i>Responsibility of the Customer</i>	3
2. <i>Claims and Demands for Damage</i>	5
3. <i>Limitations</i>	5
4. <i>Mechanic's or Materialmen's Liens</i>	5
5. <i>Confidentiality</i>	6
6. <i>Network Outage, Damage and Reporting</i>	6
D. <u>Discontinuance of Service</u>	6
E. <u>Ordering Options for EIS</u>	7
1. <i>Physical EIS at Tariffed Locations</i>	7
2. <i>Virtual EIS</i>	8
3. <i>Microwave Services</i>	8
4. <i>Data Over Voice (DOV) Equipment</i>	8
5. <i>Other Technologies</i>	8
6. <i>Augmentations</i>	9
F. <u>EIS Service Request</u>	9
1. <i>Application Form for Physical EIS</i>	9
2. <i>Relocation Within the Same Wire Center or Access Tandem</i>	11
3. <i>Expansion of Existing Space</i>	11
G. <u>Physical EIS</u>	11
1. <i>Availability of Service</i>	11
2. <i>Existing Suitable Space</i>	12
3. <i>Power, Environmental Conditioning and dc Power</i>	13
4. <i>Customer Terminating Equipment Requirements</i>	13
5. <i>Security Requirements for Customer Access to Telephone Company Buildings</i>	15
6. <i>Insurance & Liability Requirements</i>	16
7. <i>Shared Physical EIS Arrangement</i>	18
H. <u>Virtual EIS</u>	19
1. <i>Availability of Service</i>	19
2. <i>Obligations of the Customer</i>	19
3. <i>Operation and Maintenance</i>	21
4. <i>Customer Terminating Equipment Requirements</i>	21
I. <u>Rate Regulations</u>	23
1. <i>Types of Rates and Charges</i>	23
2. <i>Minimum Periods</i>	27
J. <u>EIS Rates and Charges</u>	27
1. <i>Cable Space and Cable Pull</i>	27
2. <i>dc Power</i>	27
K. <u>EIS Exempt Wire Centers and Access Tandems</u>	27
L. <u>Virtual EIS Rates and Charges</u>	28

SECTION INDEX (Continued)

M. <u>Physical EIS Rates and Charges</u>	29
1. <i>Engineering Fee</i>	29
2. <i>Overhead Superstructure</i>	30
3. <i>Cage Enclosure</i>	30
4. <i>Partition Space</i>	30
5. <i>Bits Timing Charge</i>	30
6. <i>Cable Material – Per Cable Run</i>	31
7. <i>Minor Augment Fee</i>	32
8. <i>Access Card Charge</i>	32
9. <i>Environmental Conditioning</i>	33
10. <i>Building Modification</i>	33
N. <u>Expanded Interconnection Service Alternatives</u>	33
1. <i>General</i>	33
2. <i>Service Description</i>	33
3. <i>Provisioning of CFP Facilities to the CATT</i>	35
4. <i>Provisioning of Facilities from CATT to EIS Arrangements</i>	36
5. <i>Cancellation of a CATT Arrangement</i>	36
6. <i>Cancellation of the EIS Customer's Connection to the CATT Arrangement</i>	37
7. <i>Rate Regulations</i>	37
8. <i>Rates and Charges</i>	39

XIX. RATES AND CHARGES

A. <u>General</u>	1
B. <u>Name</u>	1
C. <u>Service Rearrangements</u>	1
D. <u>Moves</u>	2
1. <i>Same CDL</i>	2
2. <i>Different Customer Premises</i>	2
E. <u>(Reserved for Future Use)</u>	3
F. <u>(Reserved for Future Use)</u>	3
G. <u>TCP/IP Data Aggregation Service (Modem-Based Dial UP Network Access)</u>	3
1. <i>Service Description</i>	3
2. <i>Obligations of the Telephone Company</i>	4
3. <i>Obligations of the Customer</i>	5
4. <i>Rate Regulations</i>	6
5. <i>Rates and Charges</i>	13

SECTION INDEX (Continued)

XX. INTERCONNECTION BETWEEN COLLOCATED SPACES

G. <u>Dedicated Transit Service</u>	1
4. <i>Description</i>	1
5. <i>Responsibility of the Customer</i>	1
6. <i>Application of Rates and Charges</i>	2
7. <i>Rate Elements</i>	2
8. <i>Rates and Charges</i>	2
H. <u>Optical Facility Terminations</u>	3
4. <i>Description</i>	3
5. <i>Responsibility of the Customer</i>	3
6. <i>Application of Rates and Charges</i>	3
7. <i>Rate Elements</i>	4
8. <i>Rates and Charges</i>	5

XXI. (RESERVED FOR FUTURE USE)

XXII. OPERATING TERRITORIES OF THE FRONTIER TELEPHONE COMPANIES

G. <u>Operating Territory of Frontier Communications Northwest, LLC</u>	1
H. <u>Competitive and Non-Competitive Counties for Special Access</u>	1
5. <i>General</i>	1
6. <i>Competitive and Non-Competitive County Lists</i>	2

XXIII. DISCOUNT PLANS (RESERVED)

XXIV. TARIFFED SERVICE COMPONENTS

<u>Integrated Optical Service Riders</u>	1
A. <u>General</u>	1
B. <u>Deployment and Availability</u>	1
C. <u>Connection to Other Services</u>	1
D. <u>Responsibility of the Customer</u>	2
E. <u>Conversions</u>	2
F. <u>Application of Rates</u>	2
G. <u>Term Plans</u>	2
H. <u>Expiration of Commitment Period</u>	3
I. <u>Termination Liability</u>	3
J. <u>Minimum Period</u>	3
K. <u>Rates and Charges</u>	4

REFERENCE TO OTHER TARIFFS

Whenever reference is made in this tariff to other tariffs, the reference is to the tariffs in force as of the effective date of this tariff, and to amendments thereto and successive issues thereof.

The following tariff is referenced in this tariff and may be obtained from the National Exchange Carrier Association, 80 South Jefferson Road, Whippany, NJ 07981-1009 or in electronic format on the Internet at www.neca.org.

National Exchange Carrier Association, Inc.
Tariff F.C.C. No. 4

REFERENCE TO TECHNICAL PUBLICATIONS

The following technical publications are referenced in this tariff and may be obtained from Telcordia Technologies, Customer Service, One Telcordia Drive, RRC 1B-180, Piscataway, NJ 08854-4156, (866)672-6997, or on the Internet at www.telcordia.com.

Compatibility Bulletin 106, Issue 2 Issued: January 1998

Technical Reference:

GR-54-CORE, Issue 1	Issued: December 1995
GR-63-CORE, Issue 3	Issued: March 2006
GR-253-CORE, Issue 4	Issued: December 2005
GR-320-CORE, Issue 1	Issued: August 2003
GR-334-CORE, Issue 1	Issued: July 1994
GR-337-CORE, Issue 1	Issued: December 1995
GR-338-CORE, Issue 1	Issued: December 1995
GR-342-CORE, Issue 1	Issued: December 1995
GR-487-CORE, Issue 3	Issued: April 2009
GR-499-CORE, Issue 3	Issued: September 2004
GR-905-CORE, Issue 11	Issued: December 2008
GR-1089-CORE, Issue 4	Issued: June 2006
GR-1312-CORE, Issue 3	Issued: April 1999
GR-1374-CORE, Issue 1	Issued: December 1994
GR-1400-CORE, Issue 3	Issued: July 2006
GR-1YOD-CORE, Issue 1	Issued: January 1998
GR-2918-CORE, Issue 6	Issued: January 2003
GR-2979-CORE, Issue 5	Issued: March 2005
PUB 41004	Issued: October 1973
PUB 62310	Issued: September 1983
SR-3580, Issue 3	Issued: June 2007
ST-TEC-000053, Issue 1	Issued: August 1989
Telecommunications Transmission Engineering Volume 3 - Networks and Services (Chapters 6 and 7)	
TR-NPL-000336, Issue 1	Issued: October 1987
TR-NPL-000339	Issued: October 1987
TR-NPL-000340	Issued: October 1986
TR-NWT-000335, Issue 3	Issued: May 1993
TR-NWT-000341, Issue 2	Issued: February 1993

REFERENCE TO TECHNICAL PUBLICATIONS (Continued)

The following technical publication is referenced in this tariff and may be obtained from Telcordia Routing Administration, 8 Corporate Place PYA 3N-141, Piscataway, NJ 08854-4156, 1(866) 672-4156.

Technical Reference:

The Local Exchange Routing Guide (LERG), Issued: April, 2007, and as issued from time to time

The following publications are referenced in this tariff and may be obtained from the Government Printing Office, Superintendent of Documents, Document Control Branch, 941 N. Capitol Street, N.E., Washington, DC 20401.

Telecommunications Service Priority (TSP) System for National
Security Emergency Preparedness (NSEP) Service Vendor Handbook,
National Communications Systems (NCS) H 3-1-2
Issued: December 2000

Telecommunications Service Priority (TSP) System for National
Security Emergency Preparedness (NSEP) Service User Manual,
National Communications System (NCS) M 3-1-1
Issued: May 2000

The following technical publication is referenced in this tariff and may be obtained from the National Exchange Carrier Association, Inc., 80 S. Jefferson Road, Whippany, NJ 07981-1009 or on the Internet at www.neca.org.

PUB AS No. 1, Issue II
Issued: May 1984

The following publications are referenced in this tariff and may be obtained from the International Telecommunications Union (ITU), Place des Nations, CH-1211, Geneva 20, Switzerland or on the internet at www.itu.int.net.

ITU-T G.692	Issued: October 1998, Amendment 1 January 2005
ITU-T G.959.1	Issued: December 2003

The following publications are referenced in this tariff and may be obtained from Alliance for Telecommunications Industry Solutions (ATIS), 1200 G Street, NW, Suite 500, Washington, DC 20005 or on the Internet at www.atis.org.

Multiple Exchange Carrier Access Billing Guidelines (MECAB)	
ATIS/OBF-MECAB 009, Issue 9	Issued: January 2007

Multiple Exchange Carrier Ordering and Design Guidelines (MECOD)	
ATIS-0404120-0007, Issue 7	Issued: April 2009

REFERENCE TO TECHNICAL PUBLICATIONS (Continued)

The following publications are referenced in this tariff and may be obtained from IBM North America, 590 Madison Avenue, New York, NY 10022; 1-800-426-4968 or on the Internet at www.ibm.com/us. Note: ESCON® is a registered trademark of the International Business Machines (IBM) Corporation.

Enterprise Systems Architecture/390 ESCON I/O Interface, Physical Layer (Seventh Edition)	
SA23-0394-06	Issued: July 2008
Coupling Facility Channel Physical Layer (Sixth Edition)	
SA23-0395-05	Issued: July 2008
Planning Fiber Optic Channel Links (Twelfth Edition)	
GA23-0367-12	Issued: July 2009
OS/390 Parallel Sysplex Configuration Volume 2: Cookbook	
SG24-5638-00	Issued: August 2000
S/390 Time Management and IBM 9037 Sysplex Timer	
SG24-2070-00	Issued: May 1999

The following publication is referenced in this tariff and may be obtained from the Society of Motion Picture and Television Engineers (SMPTE), 3 Barker Avenue, 5th Floor, White Plains, NY 10601, (914)761-1100, or on the Internet at www.smpte.org.

SMPTE 0259M-2008	Issued: 2008
------------------	--------------

The following publications are referenced in this tariff and may be obtained from the American National Standards Institute (ANSI), 25 West 43rd Street, 4th Floor, New York, New York 10036, or on the Internet at www.ansi.org.

ANSI T1.102-1993 (R2005)	Issued: 2005
ANSI T1.102.01-1996 (R2001)	Issued: 2001
ANSI T1.105.01-2000 (R2005)	Issued: 2005
ANSI INCITS 148-1988 (R2004)	Issued: 2004
ANSI INCITS 166-1989 (R2005)	Issued: 2005
ANSI INCITS 296-1997 (R2007)	Issued: 2007
ANSI INCITS 303-1998 (R2003)	Issued: 2003

The following publications are referenced in this tariff and may be obtained from Institute of Electrical and Electronics Engineers, Inc., IEEE Standards Association, 445 Hoes Lane, P.O. Box 1331, Piscataway, NJ 08855-1331, or in electronic format on the Internet at www.ieee.org.

IEEE 802.3-2005/Cor2/D2.0-2007	Issued: 2007
IEEE 802.3u-1995	Issued: 1995
IEEE 802.3z-1998	Issued: 1998
IEEE 802.3ae-2002	Issued: 2002

The following publication is referenced in this tariff and may be obtained from the COMM 2000, 1414 Brook Drive, Downers Grove, IL 60515 (888)-UL33503 or on the Internet at www.comm-2000.com.

UL 94, Edition 5	Issued: October 1996
------------------	----------------------

REFERENCE TO TECHNICAL PUBLICATIONS (Continued)

The following publications are referenced in this tariff and may be obtained from the Internet Engineering Task Force (IETF) at IETF Secretariat, c/o Association Management Solutions, LLC (AMS), 48377 Fremont Blvd., Suite 117, Fremont, California 94538, or on the Internet at www.ietf.org.

STD 0001: Internet Official Protocol Standards, J Postel, Editor, Issued: May 2008.

RFC 2138, Remote Authentication Dial-In User Service (RADIUS); C Rigney, A. Rubens, W. Simpson, S. Willens, Issued: April 1997.

The following publication is referenced in this tariff and may be obtained from the Frontier Carrier Services, 180 South Clinton Avenue, Rochester, NY 14646.

Technical Memorandum for Incidental InterLATA Call Management Signaling Service associated with the Verizon FCC Short Term Notice of Network Change dated March 2007. Issued: March 2007

CONCURRING CARRIERS

No Concurring Carriers

CONNECTING CARRIERS

No Connecting Carriers

OTHER PARTICIPATING CARRIERS

No Other Participating Carriers

REGISTERED SERVICE MARKS

None

REGISTERED TRADEMARKS

None

EXPLANATION OF SYMBOLS

Whenever tariff sheets are filed, changes will be identified by the following symbols:

- (C) To signify changed listing, condition, rule or regulation
- (D) To signify discontinued material
- (I) To signify increase
- (M) To signify material transferred from one sheet to another sheet of the same or a different schedule with no change in text, rate, condition, rule or regulation
- (N) To signify new material
- (R) To signify reduction
- (S) To signify reissued matter
- (T) To signify change in text but no change in rate, condition, rule or regulation
- (Z) To signify a correction

EXPLANATION OF ABBREVIATIONS

ac - Alternating current
ACNA - Access Customer Name Abbreviation
AML - Actual Measured Loss
ANI - Automatic Number Identification
AP - Program Audio
ARC - Access Recovery Charge
ASR - Access Service Request
AT&T - American Telephone and Telegraph Company
ATM - Asynchronous Transfer Mode (ATM) Network Service
BAN - Billing Account Number
BD - Business Day
BHMC - Busy Hour Minutes of Capacity
BSA - Basic Serving Arrangement
BSE - Basic Service Element
CAC - Carrier Access Code
CAROT - Centralized Automatic Reporting on Trunks
CCS7 - Common Channel Signaling System 7
CI - Changes Interface
CIC - Carrier Identification Code
CLO - Control Link Oscillator
CNM - Customer Network Management
CO - Central Office
COCTX - Central Office Centrex
Cont'd - Continued
CPE - Customer Provided Equipment
CSM - Customer Service Management
Ctx - Centrex
dB - decibel
dBmC - Decibel Reference Noise C-Message Weighting
dBmCO - Decibel Reference Noise C-Message Weighted O
dBv - Decibel(s) Relative to 1 Volt (Reference)
dBvt - Decibel(s) Relating to 1 Volt (Reference)
dc - direct current
DSAL - Dedicated Switched Access Line
DSAT - Dedicated Switched Access Transport
DTM - Direct TLI Monitoring Optional Feature
SWDM - Dense Wave Division Multiplexing
EDD - Envelope Delay Distortion
ELEPL - Equal Level Echo Path Loss
EML - Expected Measured Loss
EPL - Echo Path Loss
ERL - Echo Return Loss
ESCON - Enterprise Systems Connection
ESS - Electronic Switching System
ESSX - Electronic Switching System Exchange
F - frequency
FICON - Fiber Connection
FID - Field Identifier
FCC - Federal Communications Commission

EXPLANATION OF ABBREVIATIONS (Continued)

FNPA - Foreign Numbering Plan Area
FX - Foreign Exchange
HC - High Capacity
Hz - Hertz
IC - Interexchange Carrier
ICB - Individual Case Basis
ICL - Inserted Connection Loss
DSOTS - Digital SONET Optical Transport Service
ISC - InterSystem Channel
Kbps - Kilobits per second
KHZ - Kilohertz
LATA - Local Access and Transport Area
Ma - Milliampere
Mbps - Megabits per second
MF - Multifrequency
MHz - Megahertz
MMUC - Minimum Monthly Usage Charge
MRC - Monthly Recurring Charge
MT - Metallic
MTS - Message Telecommunications Service(s)
NPA - Numbering Plan Area
NG-ADM - Next Generation – Add/Drop Multiplexing
NMM - Network Management Methods
NRC - Nonrecurring Charge
NTS - Non-Traffic Sensitive
NXX - Three-Digit Central Office Code
OCN - Optical Carrier Rate
OTPL - Zero Transmission Level Point
PBX - Private Branch Exchange
PCM - Pulse Code Modulation
PLP - Private Line Ringdown
POT - Point of Terminations
Rms - root-mean-square
RPON - Related Purchase Order Number
RSM - Remote Switching Modules
RSS - Remote Switching Systems
SASG - Special Access Service Guarantee
SCP - Service Control Point
SLA - Service Level Agreement
SONET - Synchronous Optical Network
SPNP - Service Provider Number Portability
SRL - Singing Return Loss
SS7 - Signaling System 7
SSN - Switched Service Network
SSP - Service Switching Point
STP - Signaling Transfer Point
STS1-N - Synchronous Transport Signal 1 Rate
SWC - Serving Wire Center
TES - Telephone Exchange Service(s)

EXPLANATION OF ABBREVIATIONS (Continued)

TLP - Transmission Level Point
TSP - Telecommunications Service Priority
TSPS - Traffic Service Position System
TV - Television
USOC - Uniform Service Order Code
VG - Voice Grade
V & H - Vertical & Horizontal
WA - Wideband Analog
WATS - Wide Area Telecommunications Service(s)
WD - Wideband Data

II. APPLICATION OF TARIFF

A. This tariff contains regulations, rates and charges applicable to the provision of Carrier Common Line, End User Access, Lifeline Assistance, Universal Service Fund, Switched Access, Special Access Services, Expanded Interconnection Service, and other miscellaneous services, hereinafter referred to collectively as service(s), provided by the Issuing Carriers of this tariff, hereinafter referred to as the Telephone Company, to customers.	
The provision of such services by the Telephone Company as set forth in this tariff does not constitute a joint undertaking with the customer for the furnishing of any service.	
References in this tariff to a Special Construction Tariff refers to the following tariff as effective in its respective territories.	
B. TARIFF F.C.C. NO. 4 – Frontier Communications Northwest, LLC	

III. GENERAL REGULATOINS

A. <u>Undertaking of the Telephone Company</u>	
1. <i>Scope</i>	
a. The Telephone Company does not undertake to transmit messages under this tariff.	
b. The Telephone Company shall be responsible only for the installation, operation and maintenance of the services it provides.	
c. The Telephone Company will, for maintenance purposes, test its services only to the extent necessary to detect and/or clear troubles.	
d. Services are provided twenty-four (24) hours daily, seven (7) days per week, except as set forth in other applicable sections of this tariff	
e. The Telephone Company does not warrant that its facilities and services meet standards other than those set forth in this tariff.	
2. <i>Limitations</i>	
a. The customer may not assign or transfer the use of services provided under this tariff; however, where there is no interruption of use or relocation of the services, such assignment or transfer may be made to:	
(1) another customer, whether an individual, partnership, association or corporation, provided the assignee or transferee assumes all outstanding indebtedness for such services, and the unexpired portion of the minimum period and the termination liability applicable to such services, if any; or	
(2) a court-appointed receiver, trustee or other person acting pursuant to law in bankruptcy, receivership, reorganization, insolvency, liquidation or other similar proceedings, provided the assignee or transferee assumes the unexpired portion of the minimum period and the termination liability applicable to such services, if any.	
In all cases of assignment or transfer, the written acknowledgment of the Telephone Company is required prior to such assignment or transfer which acknowledgment shall be made within fifteen (15) days from the receipt of notification. All rates, regulations and conditions contained in this tariff shall apply to such assignee or transferee.	
The assignment or transfer of services does not relieve or discharge the assignor or transferor from remaining jointly or severally liable with the assignee or transferee for any obligation existing at the time of the assignment or transfer.	
b. The regulations for the restoration and installation of Telecommunications Service Priority (TSP) System services shall be in accordance with Part 64, Subpart D, Appendix A, of the Federal Communications Commission's Rules and Regulations and Section IX.H. following.	

III. GENERAL REGULATIONS (Continued)

c. Subject to compliance with the rules mentioned in <i>b.</i> preceding, the services offered herein will be provided to customers on a first-come, first-served basis, except as outlined in <i>d.</i> following.	
d. When an end office is scheduled to be converted to an equal access end office, and a shortage of facilities exists, the Telephone Company will allocate available resources to participating ICs as set forth in <i>IV.A.5.a.</i> following.	
3. Liability	
a. The Telephone Company's liability, if any, for its willful misconduct is not limited by this tariff. With respect to any other claim or suit, by a customer or by any others, for damages associated with the installation, provision, preemption, termination, maintenance, repair or restoration, of service, and subject to the provisions of <i>b.</i> through <i>h.</i> following, the Telephone Company's liability if any, shall not exceed an amount equal to the proportionate charge for the service for the period during which the service was affected. This liability for damages shall be in addition to any amounts that may otherwise be due the customer under this tariff as a Credit Allowance for a Service Interruption.	
b. The Telephone Company shall not be liable for any act or omission of any other carrier or customer providing a portion of a service, nor shall the Telephone Company for its own act or omission hold liable any other carrier or customer providing a portion of a service.	
c. The Telephone Company is not liable for damages to the customer premises resulting from the furnishing of a service, including the installation and removal of equipment and associated wiring, unless the damage is caused by the Telephone Company's negligence.	
d. The Telephone Company shall be indemnified, defended and held harmless by the customer against any claim, loss or damage arising from the customer's use of services offered under this tariff, involving: (1) Claims for libel, slander, invasion of privacy, or infringement of copyright arising from the customer's own communications.	
(2) Claims for patent infringement arising from the customer's acts combining or using the service furnished by the Telephone Company in connection with facilities or equipment furnished by the customer or;	
(3) All other claims arising out of any act or omission of the customer in the course of using services provided pursuant to this tariff.	
e. The Telephone Company does not guarantee or make any warranty with respect to its services when used in an explosive atmosphere. The Telephone Company shall be indemnified, defended and held harmless by the customer from any and all claims by any person relating to such customer's use of services so provided.	
f. No license under patents (other than the limited license to use) is granted by the Telephone Company or shall be implied or arise by estoppel, with respect to any service offered under this tariff.	

III. GENERAL REGULATIONS (Continued)

<p>g. The Telephone Company's failure to provide or maintain services under this tariff shall be excused by labor difficulties, governmental orders, civil commotions, criminal actions taken against the Telephone Company, acts of God and other circumstances beyond the Telephone Company's reasonable control, subject to the Credit Allowance for a Service Interruption as set forth in <i>III.D.4.</i> following.</p>	
<p>4. <i>Provision of Services</i></p> <p>The Telephone Company, to the extent that such services are or can be made available with reasonable effort, and after provision has been made for the Telephone Company's telephone exchange services, will provide to the customer upon reasonable notice services offered in other applicable sections of this tariff at rates and charges specified therein.</p>	
<p>5. <i>Installation and Termination of Services</i></p> <p>Except as provided for Expanded Interconnection Service specified in Section <i>XVIII.</i>, the services provided under this tariff 1.) will include any entrance cable or drop wiring and wire or intrabuilding cable to that point where provision is made for termination of the Telephone Company's outside distribution network facilities at a location at the customer-designated premises and 2.) will be installed by the Telephone Company to such Point of Termination. The Telephone Company will work cooperatively with the customer to determine the location of the Point of Termination in accordance with the Telephone Company's standard operating procedures.</p>	
<p>Each Access Service has only one (1) Point of Termination per customer premises. Any additional terminations beyond such Point of Termination are the sole responsibility of the customer. Moves of the Point of Termination are handled as set forth in <i>VII.E.4.c.</i> and <i>VIII.B.1.d.(3)</i>.</p>	
<p>6. <i>Maintenance of Services</i></p> <p>a. The services provided under this tariff shall be maintained by the Telephone Company. The customer or others may not rearrange, move, disconnect, remove or attempt to repair any facilities provided by the Telephone Company, other than by connection or disconnection to any interface means used, except with the written consent of the Telephone Company.</p>	
<p>b. Customer provided transmission facilities and equipment terminating in the Telephone Company wire center or Telephone Company access tandem for purposes of physical Expanded Interconnection Service (EIS), as set forth in Section <i>XVIII.</i>, will not be maintained by the Telephone Company. Customer provided facilities and equipment terminating in Telephone Company manhole or similar location for virtual EIS will be maintained by the Telephone Company.</p>	

III. GENERAL REGULATIONS (Continued)

<p>7. <i>Changes, Substitutions and Rearrangements</i></p> <p>Except as provided for equipment and systems subject to FCC Part 68 Regulations at 47 C.F.R Section 68.110(b), the Telephone Company may, where such action is reasonably required in the operation of its business;</p> <p>a. Substitute, change or rearrange any facilities used in providing service under this tariff, including but not limited to;</p> <p>(1) substitution of different metallic facilities,</p>	
<p>(2) substitution of carrier or derived facilities for metallic facilities used to provide other than metallic facilities, and</p>	
<p>(3) substitution of metallic facilities for carrier or derived facilities used to provide other than metallic facilities; and</p>	
<p>(4) change in the routing of access service traffic.</p>	
<p>b. Change minimum protection criteria;</p>	
<p>c. Change operating or maintenance characteristics of facilities or,</p>	
<p>d. Change operations or procedures of the Telephone Company.</p> <p>In case of any such substitution, change or rearrangement, the transmission parameters will be within the range as set forth in <i>f.</i>, <i>g.</i> and <i>i.</i> following. The Telephone Company shall not be responsible if any such substitution, change or rearrangement renders any customer furnished services obsolete or requires modification or alteration thereof or otherwise affects their use or performance. If such substitution, change or rearrangement materially affects the operating characteristics of the facility, the Telephone Company will provide reasonable notification to the customer in writing. Reasonable time will be allowed for any redesign and implementation required by the change in operating characteristics. The Telephone Company will work cooperatively with the customer to determine reasonable notification procedures.</p>	
<p>8. <i>Refusal and Discontinuance of Service</i></p> <p>a. Unless the provisions of <i>III.B.1.b.</i> or <i>III.E.1.</i> following apply, if a customer fails to comply with the regulations set forth in: <i>III.A.6.</i>, Maintenance of Service; <i>III.B.2.</i>, Unlawful Use; <i>III.C.1.</i>, Damages; <i>III.C.4.</i>, Availability for Testing; <i>III.C.5.</i>, Balance; and <i>III.D.</i>, Payment Arrangements and Credit Allowances or, if applicable, <i>III.E.3.</i>, <i>III.E.4.</i>, <i>XVIII.C.4.</i> and <i>XVIII.G.6.d.</i>, Expanded Interconnection Service (EIS) or fails to make any payment to be made by it on the dates and times herein specified, the Telephone Company may, on thirty (30) days written notice by Certified U.S. Mail or Overnight Delivery to the person designated by that customer to receive such notices of noncompliance:</p> <p>(1) Refuse additional applications for service and/or refuse to complete any pending orders for service by the non-complying customer; and/or</p>	

III. GENERAL REGULATIONS (Continued)

(2) Discontinue the provision of the services to the noncomplying customer. In the case of such discontinuance, all applicable charges including termination charges shall become due.	
If the Telephone Company does not refuse additional applications for service on the date specified in the thirty (30) days-notice given pursuant to (1) above, or does not discontinue its provision of services involved on the date specified in the thirty (30) day notice given pursuant to (2) above and the customer's noncompliance continues, nothing contained herein shall preclude the Telephone Company's right to refuse additional applications for service to the non-complying customer without further notice.	
(3) In addition to and not in limitation of the provisions of section <i>III.A.8.a.</i> preceding, unless the provisions of <i>III.B.1.b.</i> or <i>III.E.1.</i> following apply, if a customer fails to comply with <i>III.D.1.b.(3)</i> or with <i>III.D.1.a.</i> following, including any bill payments to be made by it on the dates and times herein specified, the Telephone Company may take the actions specified in sections <i>III.A.8.1.</i> and <i>III.H.1.a.(2)</i> with regard to services provided hereunder to that customer on fifteen (15) calendar days written notice, such notice period to start the day after the notice is sent by Overnight Delivery, if the customer has not complied with respect to amounts due in a subject bill and either (a) the Telephone Company has sent the subject bill to the customer within seven (7) business days from the bill date, or	
(b) the Telephone Company has sent the subject bill to the customer more than thirty (30) calendar days before the notice under this section is given.	
In all other cases, the Telephone Company will give thirty (30) calendar days written notice pursuant to sections <i>III.A.8.a.</i> . The Telephone Company will maintain records sufficient to validate the date upon which a bill was sent to a customer. Action will not be taken as specified in <i>III.A.8.a.(1)</i> and <i>III.A.8.a.(2)</i> with regard to the subject bill if the customer cures the noncompliance prior to the expiration of the fifteen (15) or thirty (30) days' notice period, as applicable.	
If the Telephone Company does not refuse additional applications for service on the date specified in the fifteen (15) days-notice given pursuant to (3) above, or does not discontinue its provision of services involved on the date specified in the fifteen (15) day notice given pursuant to (3) above and the customer's noncompliance continues, nothing contained herein shall preclude the Telephone Company's right to refuse additional applications for service to the non-complying customer without further notice.	
(4) If notice is given by Overnight Delivery under this section, it shall be performed by a reputable overnight delivery service such as, or comparable to, the U.S. Postal Service Express Mail, United Parcel Service, or Federal Express.	
(5) The Provisions of section <i>III.A.8.a.(1)</i> , (2), and (3) shall not apply to charges that a customer does not pay based on submission of a good faith dispute pursuant to section <i>III.D.1.d.(1)</i> .	

III. GENERAL REGULATIONS (Continued)

<p>b. When access service is provided by more than one (1) Telephone Company, the Companies involved in providing the joint service may individually or collectively deny service to a customer for nonpayment. Where the Telephone Company(s) affected by the nonpayment is incapable of effecting discontinuance of service without cooperation from the other joint providers of Switched Access Service, such other Telephone Company(s) will, if technically feasible, assist in denying the joint service to the customer. Service denial for such joint service will only include calls originating or terminating within, or transiting, the operating territory of the Telephone Companies initiating the service denial for nonpayment. When more than one of the joint providers must deny service to effectuate termination for nonpayment in cases where a conflict exists in the applicable tariff provisions, the tariff regulations of the end office Telephone Company shall apply for joint service discontinuance.</p>	
<p>9. <i>Limitation of Use of Metallic Facilities</i></p> <p>Signals applied to a metallic facility shall conform to the limitations set forth in Technical Reference PUB AS No. 1, Issue II. In the case of applications of dc telegraph signaling systems, the customer shall be responsible, at its expense, for the provision of current limiting devices to protect the Telephone Company facilities from excessive current due to abnormal conditions and for the provision of noise mitigation networks when required to reduce excessive noise.</p>	
<p>10. <i>Notification of Service Affecting Activities</i></p> <p>The Telephone Company will provide the customer reasonable notification of service-affecting activities that may occur in normal operation of its business. Such activities may include, but are not limited to, equipment or facilities additions, removals or rearrangements, routine preventative maintenance and major switching machine change-out. Generally, such activities are not individual customer service specific, they affect many customer services. No specific advance notification period is applicable to all service-affecting activities. The Telephone Company will work cooperatively with the customer to determine the notification requirements.</p>	
<p>11. <i>Coordination with Respect to Network Contingencies</i></p> <p>The Telephone Company intends to work cooperatively with the customer to develop network contingency plans in order to maintain maximum network capability following natural or man-made disasters which affect telecommunications services.</p>	
<p>12. <i>Provision and Ownership of Telephone Numbers</i></p> <p>The Telephone Company reserves the reasonable right to assign, designate or change telephone numbers, any other call number designations associated with Access Services, or the Telephone Company serving central office prefixes associated with such numbers, when necessary in the conduct of its business. Should it become necessary to make a change in such number(s), the Telephone Company will furnish to the customer six (6) months-notice, by Certified U.S. Mail, of the effective date and an explanation of the reason(s) for such change(s).</p>	

III. GENERAL REGULATIONS (Continued)

<p>B. <u>Use</u></p> <p>1. <i>Interference or Impairment</i></p> <p>a. The characteristics and methods of operation of any circuits, facilities or equipment provided by other than the Telephone Company, including customer transmission equipment and facilities used with Expanded Interconnection Services, and associated with the facilities utilized to provide services under this tariff shall not interfere with or impair service over any facilities of the Telephone Company, its affiliated companies, or its connecting and concurring carriers involved in its services, cause damage to their plant, impair the privacy of any communications carried over their facilities or create hazards to the employees of any of them or the public.</p>	
<p>b. Except as provided for equipment or systems subject to the FCC Part 68 Rules in 47 C.F.R. Section 68.108, if such characteristics or methods of operation are not in accordance with a. preceding, the Telephone Company will, where practicable, notify the customer that temporary discontinuance of the use of a service may be required; however, where prior notice is not practicable, nothing contained herein shall be deemed to preclude the Telephone Company's right to temporarily discontinue forthwith the use of a service if such action is reasonable under the circumstances. In case of such temporary discontinuance, the customer will be promptly notified and afforded the opportunity to correct the condition which gave rise to the temporary discontinuance. During such period of temporary discontinuance, credits as set forth in Section III.G. following, are not applicable.</p>	
<p>2. <i>Unlawful Use</i></p> <p>The service provided under this tariff shall not be used for an unlawful purpose.</p>	
<p>3. <i>Commingling</i></p> <p>Except as provided in Section 51.318 of the Federal Communications Commission's rules, telecommunications carriers who obtain unbundled network elements or combinations of unbundled network elements pursuant to a Statement of Generally Available Terms, under Section 252 of the Act, or pursuant to an interconnection agreement with the Telephone Company, may connect, combine, or otherwise attach such unbundled network elements or combinations of unbundled network elements to access services purchased under this tariff except to the extent such agreement 1.) expressly prohibits such commingling; or 2.) does not address commingling and the requesting carrier has not negotiated an interconnection agreement (or amendment) expressly permitting such commingling. The rates, terms, and conditions of this tariff will apply to the access services that are commingled. Unbundled network elements or combinations of unbundled network elements that are commingled with access services do not constitute a shared use arrangement as set forth in this tariff, and are therefore not eligible for adjustment of charges under such provisions.</p>	

III. GENERAL REGULATIONS (Continued)

C. <u>Obligations of the Customer</u>	
1. <i>Damages</i>	
<p>The customer shall reimburse the Telephone Company for damages to Telephone Company facilities utilized to provide services under this tariff caused by the negligence or willful act of the customer, or resulting from the customer's improper use of the Telephone Company facilities, or due to malfunction of any facilities or equipment provided by other than the Telephone Company. Nothing in the foregoing provision shall be interpreted to hold one customer liable for another customer's actions. The Telephone Company will, upon reimbursement for damages, cooperate with the customer in prosecuting a claim against the person causing such damage and the customer shall be subrogated to the right of recovery by the Telephone Company for the damages to the extent of such payment.</p>	
2. <i>Ownership of Facilities and Theft</i>	
<p>Facilities utilized by the Telephone Company to provide service under the provisions of this tariff shall remain the property of the Telephone Company. Such facilities shall be returned to the Telephone Company by the customer, whenever requested, within a reasonable period following the request in as good condition as reasonable wear will permit.</p>	
3. <i>Equipment Space and Power</i>	
<p>a. Except as specified in <i>b.</i>, the customer shall furnish or arrange to have furnished to the Telephone Company, at no charge, equipment space and electrical power required by the Telephone Company to provide services under this tariff at the points of termination of such services. The selection of ac or dc power shall be mutually agreed to by the customer and the Telephone Company. The customer shall also make necessary arrangements in order that the Telephone Company will have access to such spaces at reasonable times for installing, testing, repairing or removing Telephone Company services.</p>	
<p>b. Where available, the Telephone Company shall make available wire center or Telephone Company access tandem floor space and electrical power by the customer for the provision of Expanded Interconnection Service at charges set forth in Section XVIII..</p>	
4. <i>Availability for Testing</i>	
<p>The services provided under this tariff shall be available to the Telephone Company at times mutually agreed upon in order to permit the Telephone Company to make tests and adjustments appropriate for maintaining the services in satisfactory operating condition. Such tests and adjustments shall be completed within a reasonable time. No credit will be allowed for any interruptions involved during such tests and adjustments.</p>	
5. <i>Balance</i>	
<p>All signals for transmission over the services provided under this tariff shall be delivered by the customer balanced to ground except for ground start, duplex (DX) and McCulloh-Loop (Alarm System) type signaling and dc telegraph transmission at speeds of 75 baud or less.</p>	

III. GENERAL REGULATIONS (Continued)

<p>6. <i>Design of Customer Services</i></p> <p>Subject to the provisions of <i>III.A.7.</i> preceding, the customer shall be solely responsible, at its own expense, for the overall design of its services and for any redesigning or rearrangement of its services which may be required because of changes in facilities, operations or procedures of the Telephone Company, minimum protection criteria or operating or maintenance characteristics of the facilities.</p>	
<p>7. <i>Reference to the Telephone Company</i></p> <p>The customer may advise End Users that certain services are provided by the Telephone Company in connection with the service the customer furnishes to End Users; however, the customer shall not represent that the Telephone Company jointly participates in the customer's services.</p>	
<p>8. <i>Claims and Demands for Damages</i></p> <p>a. With respect to claims of patent infringement made by third persons, the customer shall defend, indemnify, protect and save harmless the Telephone Company from and against all claims arising out of the combining with, or use in connection with, the services provided under this tariff, any circuit, apparatus, system or method provided by the customer.</p>	
<p>b. The customer shall defend, indemnify and save harmless the Telephone Company from and against any suits, claims, losses or damages, including punitive damages, attorney fees and court costs by third persons arising out of the construction, installation, operation, maintenance, or removal of the customer's circuits, facilities, or equipment connected to the Telephone Company's services provided under this tariff, including, without limitation, Workmen's Compensation claims, actions for infringement of copyright and/or unauthorized use of program material, libel and slander actions based on the content of communications transmitted over the customer's circuits, facilities or equipment, and proceedings to recover taxes, fines, or penalties for failure of the customer to obtain or maintain in effect any necessary certificates, permits, licenses, or other authority to acquire or operate the services provided under this tariff; provided, however, the foregoing indemnification shall not apply to suits, claims, and demands to recover damages for damage to property, death, or personal injury unless such suits, claims or demands are based on the tortuous conduct of the customer, its officers, agents or employees.</p>	
<p>c. The customer shall defend, indemnify and save harmless the Telephone Company from and against any suits, claims, losses or damages, including punitive damages, attorney fees and court costs by the customer or third parties arising out of any act or omission of the customer in the course of using services provided under this tariff.</p>	
<p>9. <i>Coordination with Respect to Network Contingencies</i></p> <p>The customer shall, in cooperation with the Telephone Company, coordinate in planning the actions to be taken to maintain maximum network capability following natural or man-made disasters which affect telecommunications services.</p>	

III. GENERAL REGULATIONS (Continued)

<p>10. Sectionalization and Trouble Reporting</p> <p>The customer will be responsible for reporting troubles sectionalized to Telephone Company facilities and/or equipment. When trouble cannot be clearly sectionalized to the Telephone Company facilities and/or equipment, the Telephone Company will test cooperatively or independently to assist in trouble sectionalization.</p>	
<p>11. Identification and Rating of VoIP-PSTN Traffic</p> <p>a. Scope</p> <p>VoIP-PSTN Traffic is defined as traffic exchanged between the Telephone Company end user and the customer in time division multiplexing ("TDM") format that originates and/or terminates in Internet protocol ("IP") format. This section governs the identification of VoIP-PSTN Traffic that is required to be compensated at interstate access rates by the Federal Communications Commission in its Report and Order in WC Docket Nos. 10-90, etc., FCC Release No. 11-161 (Nov. 18, 2011) ("FCC Order"). Specifically, this section establishes the method of separating VoIP-PSTN Traffic from the customer's traditional intrastate access traffic, so that such VoIP-PSTN Traffic can be billed in accordance with the FCC Order.</p>	
<p>b. Rating of VoIP-PSTN Traffic</p> <p>Interstate and Intrastate VoIP-PSTN Traffic identified in accordance with this tariff section will be billed at rates equal to the Telephone Company's applicable tariffed interstate switched access rates as specified in Section VII. following.</p>	
<p>c. Calculation and Application of Percent-VoIP-Usage Factor</p> <p>The Telephone Company will determine the number of VoIP-PSTN Traffic minutes of use ("MOU") to which interstate rates will be applied under subsection b., above, by applying a Percent VoIP Usage ("PVU") factor to the total terminating intrastate access MOU received by The Telephone Company from the customer. The PVU will be derived and applied as follows:</p> <p>(1) The customer will calculate and furnish to the Telephone Company a factor (the "PVU") representing the percentage of the total intrastate and interstate access MOU that the customer terminates to the Telephone Company in the State, that is sent to the Telephone Company and that originated in IP format. This PVU shall be based on information such as traffic studies, actual call detail, or other relevant and verifiable information. The customer shall retain the call detail, work papers, and information used to develop the PVU factor for a minimum of one (1) year.</p>	
<p>(2) The customer shall not modify their reported PIU factor to account for VoIP-PSTN Traffic.</p>	
<p>(3) The Telephone Company will apply the PVU factor to the total terminating intrastate access MOU received from the customer to determine the number of VoIP-PSTN Traffic MOUs.</p>	

III. GENERAL REGULATIONS (Continued)

<p>(4) If the customer does not furnish the Telephone Company with a PVU pursuant to the preceding paragraph (1), the Telephone Company will utilize a PVU equal to zero (0).</p>	
<p>d. Initial PVU Factor</p> <p>If the PVU factor is not available and/or cannot be implemented in the Telephone Company's billing systems by December 31, 2011, once the factor is available and can be implemented the Telephone Company will adjust the customer's bills to reflect the PVU retroactively to December 31, 2011. This retroactive adjustment will be made to December 31, 2011, provided that the customer provides the factor to the Telephone Company no later than April 15, 2012; otherwise, it will set the initial PVU equal to zero (0), as specified in subsection c.(4), above.</p>	
<p>The Telephone Company may choose to provide credits based on the reported PVU factors until such time as billing system modifications can be implemented.</p>	
<p>e. PVU Factor Updates</p> <p>The customer may update the PVU factor quarterly using the method set forth in subsection c.(1), above. If the customer chooses to submit such updates, it shall forward to the Telephone Company, no later than fifteen (15) days after the first day of January, April, July and/or October of each year, a revised PVU factor based on data for the prior three (3) months, ending the last day of December, March, June and September, respectively. The revised PVU factor will apply prospectively and serve as the basis for billing until superseded by a new PVU. No prorating or back billing will be done based on the updated PVU factor.</p>	
<p>f. PVU Factor Verification</p> <p>(1) Not more than four (4) times in any year, the Telephone Company may request from the customer an overview of the process used to determine the PVU factors, the call detail records, description of the method for determining how the end user originates or terminates calls in IP format, and other information used to determine the customer's PVU factor furnished to the Telephone Company in order to validate the PVU factor supplied. The customer shall comply, and shall reasonably supply the requested data and information within fifteen (15) days of the Telephone Company's request.</p>	
<p>(2) The Telephone Company may dispute the customer's PVU factor based upon:</p> <p>(a) A review of the requested data and information provided by the customer.</p>	
<p>(b) The Telephone Company's reasonable review of other market information, FCC reports on VoIP lines, such as FCC Form 477 or state level results based on FCC Local Competition Report or other relevant data.</p>	
<p>(c) A change in the reported PVU factor by more than five (5) percentage points from the preceding quarter.</p>	

III. GENERAL REGULATIONS (Continued)

(3) If after review of the data and information, the customer and the Telephone Company establish a revised PVU factor, the customer and the Telephone Company will begin using that revised PVU factor with the next bill period.	
(4) If the dispute is unresolved, the Telephone Company may initiate an audit. The Telephone Company shall limit audits of the customer's PVU factor to no more than four (4) times per year. The customer may request that the audit be conducted by an independent auditor. In such cases, the associated auditing expenses will be paid by the customer. (a) In the event that the customer fails to provide adequate records to enable the Telephone Company or an independent auditor to conduct an audit verifying the customer's PVU factors, the Telephone Company will bill the usage for all contested periods using the most recent undisputed PVU factors reported by the customer. These PVU factors will remain in effect until the audit can be completed.	
(b) During the audit, the undisputed PVU factors from the previous reporting period will be used by the Telephone Company.	
(c) The Telephone Company will adjust the customer's PVU factors based on the results of the audit and implement the revised PVU in the next billing period or quarterly report date, whichever is first. The revised PVU factors will apply for the next two (2) quarters before new factors can be submitted by the customer.	
(d) If the audit supports the customer's PVU factors, the usage for the contested periods will be adjusted to reflect the customer's audited PVU factors.	
D. <u>Payment Arrangements</u> 1. <i>Payment of Rates, Charges and Deposits</i> a. Deposits The Telephone Company will, in order to safeguard its interests, only require a customer which has a proven history of late payments to the Telephone Company or does not have established credit, to make a deposit prior to or at any time after the provision of a service to the customer to be held by the Telephone Company as a guarantee of the payment of rates and charges. The Telephone Company will notify the customer of a deposit requirement by Overnight Delivery. The customer will be required to make payment of such deposit prior to the provision of service in those cases where the customer has not established credit with the Telephone Company, or otherwise within fifteen (15) business days of such notice. Such notice will start the day after the notice is sent by Overnight Delivery. No such deposit will be required of a customer which is a successor of a company which has established credit and has no history of late payments to the Telephone Company. Such deposit may not exceed the actual or estimated rates and charges for the service for a two (2) month period. The fact that a deposit has been made in no way relieves the customer from complying with the Telephone Company's regulations as to the prompt payment of bills. At such time as the provision of the service to the customer is terminated, the amount of the deposit will be credited to the customer's account and any credit balance which may remain will be refunded.	

III. GENERAL REGULATIONS (Continued)

<p>Such a deposit will be refunded or credited to the account when the customer has established credit or, in any event, after the customer has established a one (1) year prompt payment record at any time prior to the termination of the provision of the service to the customer. In case of a cash deposit, for the period the deposit is held by the Telephone Company, the customer will receive simple annual interest at a rate of one percent (1%) per month or twelve percent (12%) annually. Should a deposit be credited to the customer's account, as indicated above, no interest will accrue on the deposit from the date such deposit is credited to the customer's account.</p>	
<p>b. Payment or Rates and Charges</p> <p>The Telephone Company shall bill on a current basis all charges incurred by and credits due to the customer under this tariff attributable to services established or discontinued during the preceding billing period. In addition, the Telephone Company shall bill in advance charges for all services to be provided during the ensuing billing period except for charges associated with service usage and for the Federal Government which will be billed in arrears. The bill day (i.e., the billing date of a bill for a customer for Access Service under this tariff), the period of service each bill covers and the payment date will be as follows:</p> <p>(1) For End User Access Service and Presubscription Service, the Telephone Company will establish a bill day each month for each end user account. The bill will cover End User Access Service charges for the ensuing billing period except for End User Access Service for the Federal Government which will be billed in arrears. Any applicable Presubscription Charges, any known unbilled charges for prior periods and any known unbilled adjustments for prior periods for End User Access Service and Presubscription Service will be applied to this bill. Such bills are due when rendered.</p>	
<p>(2) For Switched Access Service, Special Access Service, and Miscellaneous Service charges, the Telephone Company will establish a bill day each month for each customer account. The bill will cover non-usage sensitive service charges for the ensuing billing period for which the bill is rendered, any known unbilled non-usage sensitive charges for prior periods and unbilled usage charges for the period after the last bill day through the current bill day. Any known unbilled usage charges for prior periods and known unbilled adjustments will be applied to this bill. Payment for such bills is due as set forth in (3) following. If payment is not received by the payment date, as set forth in (3) following in immediately available funds, a late payment penalty will apply as set forth in c. following.</p>	

III. GENERAL REGULATIONS (Continued)

<p>(3) All bills dated as set forth in (2) preceding for service, provided to the customer by the Telephone Company are due thirty-one (31) days (payment date) after the bill date or by the next bill date (i.e., same date in the following month as the bill date), whichever is the shortest interval, except as provided herein, and are payable in immediately available funds. If such payment date would cause payment to be due on a Saturday, Sunday or Holiday (i.e., New Year's Day, Independence Day, Labor Day, Thanksgiving Day, Christmas Day, the first Tuesday in November and the day when Washington's Birthday, Memorial Day or Columbus Day is legally observed), payment for such bills will be due from the customer as follows:</p> <p>If such payment date falls on Sunday or on a Holiday which is observed on a Monday, the payment date shall be the first non-Holiday day following such Sunday or Holiday. If such payment date falls on a Saturday or on a Holiday which is observed on Tuesday, Wednesday, Thursday or Friday, the payment date shall be the last non-Holiday day preceding such Saturday or Holiday.</p>	
<p>c. Late Payment Penalty</p> <p>If the entire amount billed is not received by the Telephone Company in immediately available funds by the payment date, an additional charge (late payment charge) equal to 1/365th of the percentage rate for deposit interest as that in <i>III.D.1.a.</i> of the unpaid balance will be applied for each day or portion thereof that an outstanding balance remains.</p>	
<p>d. Billing Disputes</p> <p>In the event that a billing dispute occurs concerning any charges billed to the customer by the Telephone Company the following regulations will apply.</p> <p>(1) A good faith dispute requires the customer to provide a written claim to the Telephone Company. Instructions for submitting a dispute can be obtained by calling the billing inquiry number shown on the customer's bill, or, by accessing the Telephone Company website also shown on the customer's bill. The written notice should contain the information specified in (2) following.</p>	
<p>(2) The date of the dispute shall be the date on which the customer furnishes the Telephone Company the following account information. Such written notice must identify in detail the basis for the dispute, and if the customer withholds disputed amounts, it must identify the account number under which the bill has been rendered, the date of the bill and the specific items on the bill being disputed, to permit the Telephone Company to investigate the merits of the dispute.</p>	
<p>(3) The date of resolution shall be the date on which the Telephone Company completes its investigation of the dispute, notifies the customer of the disposition and applies a credit for the amount of the dispute resolved in the customer's favor or late payment penalty as appropriate. The Telephone Company will work cooperatively with any customer to resolve billing disputes.</p>	

III. GENERAL REGULATIONS (Continued)

(4) If a billing dispute is resolved in favor of the Telephone Company, any payments withheld pending resolution of the dispute shall be subject to the late payment penalty as set forth in c. preceding.	
(5) If the customer pays the bill in full by the payment due date, and later initiates a billing dispute within ninety days of the payment due date, penalty interest may be applicable.	
If the billing dispute is resolved in favor of the customer, the customer shall receive a credit from the Telephone Company. This credit will be an amount equal to the disputed amount resolved in the customers' favor times a penalty factor of one percent (1%) per month or twelve percent (12%) annually. The penalty factor will apply from the date of the customer's payment through the date on which the credit is posted to the customer's account.	
If the dispute is resolved in favor of the Telephone Company, neither a late payment charge nor a penalty interest charge is applicable.	
(6) If the customer pays the bill in full by the payment due date, and later initiates a billing dispute after ninety days of the payment due date, penalty interest may be applicable.	
If the billing dispute is resolved in favor of the customer, the customer shall receive a credit from the Telephone Company. This credit will be an amount equal to the disputed amount resolved in the customers' favor times a penalty factor of one percent (1%) per month or twelve percent (12%) annually. The penalty factor will apply from the date of the dispute through the date on which the credit is posted to the customer's account.	
If the dispute is resolved in favor of the Telephone Company, neither a late payment charge nor a penalty interest charge is applicable.	
<p>e. Billing Adjustments and Rounding</p> <p>Adjustments for the quantities of services established or discontinued in any billing period beyond the minimum period set forth for services in other sections of this tariff will be prorated to the number of days or major fraction of days based on a thirty (30) day month. When a rate as set forth in this tariff is shown to more than two (2) decimal places, the charges will be determined using the rate shown. The resulting amount will then be rounded to the nearest penny (i.e., rounded to two (2) decimal places).</p>	
<p>f. Provision of Access Service Billing and Bill Verification</p> <p>(1) The Telephone Company will, upon reasonable request and if available, furnish such detailed information as may be required for verification of any bill.</p>	

III. GENERAL REGULATIONS (Continued)

<p>(2) The customer will receive its monthly bills in a standard paper format, or, at the customer's option, on magnetic tape in standard industry format for those access services for which the Telephone Company is technically capable of providing magnetic tape billing. The rules and regulations concerning payment arrangements and credit allowances described in this Section <i>III.D.1.</i> apply to all primary monthly access bills, regardless of the chosen bill medium. Additional copies of the customer's bill may be provided in standard paper format at the rates and charges set forth in (3) following. When the customer requests a paper copy of the customer's bill in addition to the customer bill provided on magnetic tape, the rate set forth in (3) following shall apply per page.</p>					
<p>(3)</p> <table> <tr> <td data-bbox="467 615 878 709">Additional copies of the customer's monthly bill or service and features record in standard paper format, per page</td><td data-bbox="1166 615 1227 646"><u>Rate</u></td></tr> <tr> <td></td><td data-bbox="1157 678 1235 709">\$0.00</td></tr> </table>	Additional copies of the customer's monthly bill or service and features record in standard paper format, per page	<u>Rate</u>		\$0.00	
Additional copies of the customer's monthly bill or service and features record in standard paper format, per page	<u>Rate</u>				
	\$0.00				
<p>2. Minimum Periods</p> <p>The minimum period for which services are provided are for which rates and charges are applicable is one (1) month except as otherwise specified. The minimum periods for which Expanded Interconnection Services are provided and which rates are applicable are in Section <i>XVIII.</i> The minimum periods for Optical Networking term plan services are provided and which rates and charges are applicable are in Section <i>XXI.</i> The minimum period for which service is provided and for which rates and charges are applicable for a Specialized Service or Arrangement provided on an individual case basis as set forth in <i>XIII.</i> following, is one (1) month unless a different minimum period is established which the individual case filing. As specified in Section <i>VI.C.3.</i> following, when a service is discontinued prior to the expiration of the minimum period, charges are applicable, whether the service is used or not, as follows:</p> <p>a. When a service with a one (1) month minimum period is discontinued prior to the expiration of the minimum period, a one (1) month charge will apply at the rate level in effect at the time service is discontinued.</p>					
<p>b. When a service with a minimum period greater than one (1) month is discontinued prior to the expiration of the minimum period, the applicable charge will be the lesser of:</p> <p>(1) the Telephone Company's total nonrecoverable costs less the net salvage value for the discontinued service, or</p>					
<p>(2) the total monthly charges, at the rate level in effect at the time service is discontinued, for the remainder of the minimum period.</p>					
<p>3. Cancellation of an Order for Service</p> <p>Provisions for the cancellation of an order for service are set forth in Section <i>VI.C.2.</i> following.</p>					
<p>4. (Reserved for Future Use)</p>					

III. GENERAL REGULATIONS (Continued)

<p>5. <i>Re-establishment of Service Following Fire, Flood or Other Occurrence</i></p> <p>a. Nonrecurring Charges Do Not Apply</p> <p>Charges do not apply for the re-establishment of service following a fire, flood or other occurrence attributed to an Act of God provided that:</p> <p>(1) The service is of the same type as was provided prior to the fire, flood or other occurrence.</p>	
<p>(2) The service is for the same customer.</p>	
<p>(3) The service is at the same location on the same premises.</p>	
<p>(4) The re-establishment of service begins within sixty (60) days after Telephone Company service is available. (The sixty (60) day period may be extended a reasonable period if the renovation of the original location on the premises affected is not practical within the allotted time period).</p>	
<p>b. Nonrecurring Charges Apply</p> <p>Nonrecurring Charges apply for establishing service at a different location on the same premises or at a different premises pending re-establishment of service at the original location.</p>	
<p>6. <i>Title or Ownership Rights</i></p> <p>The payment of rates and charges by Customers for the services offered under the provisions of this tariff does not assign, confer or transfer title or ownership rights to proposals or facilities developed or utilized, respectively, by the Telephone Company in the provision of such services.</p>	
<p>7. <i>Access Services Provided by More Than One Telephone Company</i></p> <p>The Telephone Company will perform the rating and billing of Access Services under this tariff where more than one Telephone Company is involved in the provision of Access Service as set forth in <i>a.</i> or <i>b.</i> following. The Single Company Billing arrangement as set forth in <i>a.</i> following will be used for FGA and BSA-A Switched Access Services except where interconnection arrangements between the telephone companies involved permit the use of the Multiple Company Billing arrangement as set forth in <i>b.</i> following. The Telephone Company will notify the customer of the billing arrangement when the customer orders FGA or BSA-A service. The Multiple Company Billing arrangement, as set forth in <i>b.</i> following, will be used for all FGB, FGC, FGD, BSA-B, BSA-C, BSA-D, 800/877/888 Access, and 900 Access Switched Access Services and Special Access Services</p> <p>a. Single Company Billing</p> <p>The Telephone Company receiving the order from the customer as specified in <i>VI.B.1.</i> following will arrange to provide the service, determine the applicable charges and bill the customer for the entire service in accordance with its Access Services tariff.</p>	

III. GENERAL REGULATIONS (Continued)

<p>b. Multiple Company Billing</p> <p>(1) For access services subject to Multiple Company Billing, the customer will be billed in accordance with the Exchange Carrier Standards Association's Multiple Exchange Carrier Access Billing Guidelines (MECAB) and Multiple Exchange Carrier Ordering and Design Guidelines (MECOD). One of the following methods will be used:</p> <p>Single Bill - The customer will receive a single bill for all access services provided by multiple Telephone Companies. The single bill will include all rate elements applicable to the access service provided under one (1) billing account.</p>	
<p>Multiple Bill -The customer will receive a bill from each Telephone Company providing the access service. Multiple bills will include all charges applicable to the individual portion of the access service provided by each Telephone Company. Such bills will include the following information in accordance with the MECAB Guidelines:</p> <ul style="list-style-type: none">- Billing Account Reference (BAR)- Billing Account Cross Reference (BACR)- Billing Account Number (BAN)- End Office NPA/NXX or End Office CLLI Code- Common EC Circuit Identifiers (Special Access)- Billing Percentages as listed in NECA Tariff No. 4- Percent Interstate Usage (PIU)- Usage "from" and "through" dates	
<p>The choice of billing method shall be determined by the Telephone Companies involved. The Telephone Company will notify the customer which method applies when the customer orders access service and will provide the customer thirty (30) days' notice in the event that the billing method is changed.</p>	
<p>(2) When Terminating Tandem Switched Transport is provided through a Ziply Fiber Telephone ILEC access Tandem and the Terminating End Office is not owned by a Ziply Fiber Telephone ILEC Company or through an ILEC Access Tandem not owned by a Ziply Fiber Telephone ILEC Company and the Terminating End Office is owned by a Ziply Fiber Telephone ILEC Company, Terminating - Tandem 3rd Party rates are applicable, otherwise Terminating - Tandem End Office rates are applicable. When originating Tandem Switched Transport is provided, Originating rates are applicable. The Telephone Company will determine the applicable charges as follows:</p> <p>(a) Determine the distance in airlines miles using the V&H method set forth in National Exchange Carrier Association Tariff FCC No. 4, between the Telephone Company's end office and the customer's serving wire center, or between the Telephone Company access tandem and the end office if Direct-Trunked Transport is ordered directly to the Telephone Company access tandem.</p>	

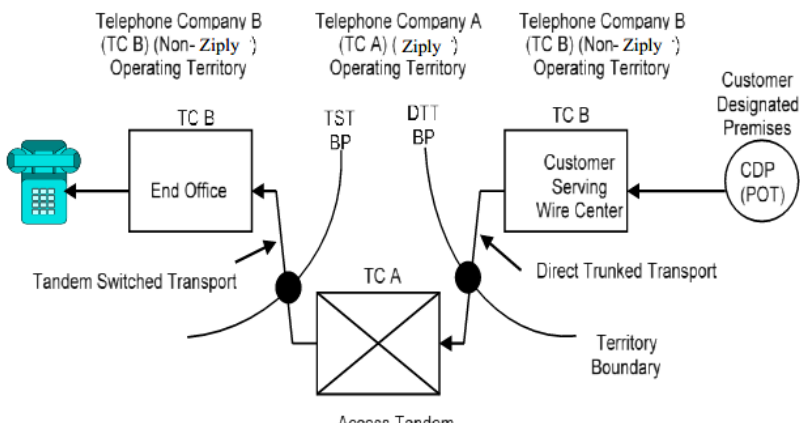
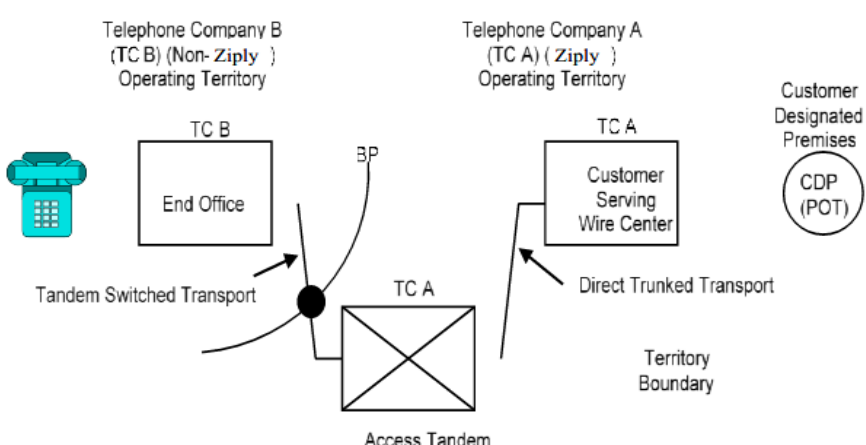
III. GENERAL REGULATIONS (Continued)

<p>(b) The airline distance in miles developed in (a) will be multiplied by the Tandem-Switched Transport Facility rate times the number of access minutes of use times the billing percentage to determine the appropriate Local Transport charges. The billing percentage is that portion of local transport to be billed by each company and is mutually agreed upon by the Telephone Companies involved in providing Access Services to the customer. Billing percentages are listed in National Exchange Carrier Association Tariff FCC No. 4.</p>	
<p>(c) The total Local Transport charge shall be the Tandem-Switched Transport Facility charge as determined in (b) plus the Tandem-Switched Transport Termination rate times the number of access minutes of use times the number of terminations.</p>	
<p>Where the Tandem-Switched Transport-Facility is provided by more than one telephone company, the Tandem-Switched Transport-Termination rate applies for the termination at the Telephone Company end of the Tandem-Switched Transport (i.e., the first point of switching or the end office serving the end user). The Switched Transport Termination rate will not apply when the Telephone Company is the intermediate provider of the Switched Transport Facility.</p>	
<p>(d) All other appropriate recurring and nonrecurring charges in each Telephone Company's access tariff are applicable. The Nonrecurring Charges for Switched Access, as set forth in VII.E.4., apply in full.</p>	
<p>(e) Examples</p> <p>Example 1: Originating Switched Access (See Diagram 1)</p> <ul style="list-style-type: none"> - Feature Group D Switched Access is ordered to End Office. 	
<ul style="list-style-type: none"> - Originating End Office and Access Tandem are in the operating territory of a Telephone Company (TC-A). 	
<ul style="list-style-type: none"> - Customer Designated Premises is in the operating territory of a Telephone Company (TC-B). 	
<ul style="list-style-type: none"> - Assumptions: <ul style="list-style-type: none"> - TC-A Direct Trunk Transport BP = 40% - TC-B Direct Trunk Transport BP = 40% - Direct Trunked Transport mileage = 26 mi. - Tandem Switched Transport mileage = 23 mi. 	

III. GENERAL REGULATIONS (Continued)

<p>- Diagram 1</p>	
<p>- Telephone Company A charges are:</p> <ul style="list-style-type: none"> - End Office charges = 9,000 min. x EO rate - Tandem Switched Transport Facility charge = 9,000 min. x 23 mi. x TSF rate - Tandem Switched Transport Termination charge = 2 terminations x 9,000 min. x TST rate - Tandem Switching Rate = 9,000 min. x TS rate - Direct Trunked Facility charge = 26 mi. x DTF rate x 40% - Direct Trunked Termination charge = 1 termination x DTT rate - Shared Multiplexing charge = 9,000 min. x SM rate 	
<p>Example 2: Terminating Switched Access – Tandem 3rd Party (See Diagram 2A and 2B)</p> <p>- Feature Group D Switched Access is ordered to End Office.</p>	
<p>- Terminating Access Tandem is owned by Ziply Fiber Telephone ILEC Companies (TC-A) and End Office is owned by a non-Ziply Fiber Telephone Company (TC-B).</p>	

III. GENERAL REGULATIONS (Continued)

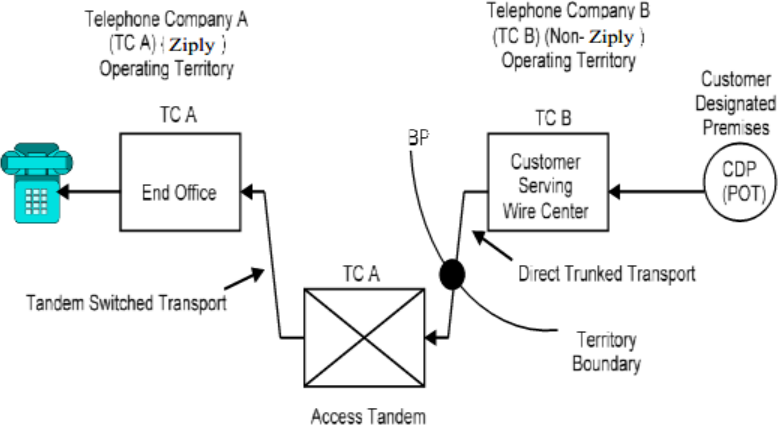
<p>- Assumptions:</p> <ul style="list-style-type: none"> - ¹TC-A Direct Trunk Transport BP = 40% - ¹TC-B Direct Trunk Transport BP = 40% - Direct Trunked Transport mileage = 26 mi. - TC-A Tandem Switched Transport BP = 20% - TC-B Tandem Switched Transport BP = 80% - Tandem Switched Transport mileage = 23 mi. 	
<p>- Diagram 2A</p>  <p>Diagram 2A illustrates the network topology for Telephone Company B (TC B) (Non-Ziply) and Telephone Company A (TC A) (Ziply) operating territories. The diagram shows a central 'Access Tandem' box. To the left, a 'TC B' box contains an 'End Office' (represented by a telephone icon). A 'Tandem Switched Transport' path connects the End Office to the Access Tandem. To the right, a 'TC A' box contains a 'Customer Serving Wire Center'. A 'Direct Trunked Transport' path connects the Access Tandem to the Customer Serving Wire Center. A 'Territory Boundary' line separates the two territories. A 'Customer Designated Premises (CDP) (POT)' is shown to the right of the Customer Serving Wire Center. Above the diagram, labels identify the territories: 'Telephone Company B (TC B) (Non-Ziply) Operating Territory' on the left, 'Telephone Company A (TC A) (Ziply) Operating Territory' in the center, and 'Telephone Company B (TC B) (Non-Ziply) Operating Territory' on the right. Specific transport paths are labeled: 'TST BP' (Tandem Switched Transport Business Path) and 'DTT BP' (Direct Trunked Transport Business Path).</p>	
<p>- Diagram 2B</p>  <p>Diagram 2B illustrates the network topology for Telephone Company B (TC B) (Non-Ziply) and Telephone Company A (TC A) (Ziply) operating territories. The diagram shows a central 'Access Tandem' box. To the left, a 'TC B' box contains an 'End Office' (represented by a telephone icon). A 'Tandem Switched Transport' path connects the End Office to the Access Tandem. To the right, a 'TC A' box contains a 'Customer Serving Wire Center'. A 'Direct Trunked Transport' path connects the Access Tandem to the Customer Serving Wire Center. A 'Territory Boundary' line separates the two territories. A 'Customer Designated Premises (CDP) (POT)' is shown to the right of the Customer Serving Wire Center. Above the diagram, labels identify the territories: 'Telephone Company B (TC B) (Non-Ziply) Operating Territory' on the left, 'Telephone Company A (TC A) (Ziply) Operating Territory' in the center, and 'Telephone Company B (TC B) (Non-Ziply) Operating Territory' on the right. A 'BP' (Business Path) label is shown near the Access Tandem.</p>	

¹ Where applicable see Diagram 2A

III. GENERAL REGULATONS (Continued)

<ul style="list-style-type: none"> - Telephone Company A charges are: <ul style="list-style-type: none"> - Tandem Switched Transport Facility-3rd Party charge = 9,000 min. x 23 mi. x TSF-3rd Party rate x 20% - Tandem Switched Transport Termination-3rd Party charge = 1 termination x 9,000 min. x TST-3rd Party rate - Tandem Switching-3rd Party charge = 9,000 min. x TS-3rd Party rate <ul style="list-style-type: none"> - Direct Trunked Facility charge 2A = 26 mi. x DTF rate x 40% 2B = 26 mi. x DTF rate - Direct Trunked Termination charge 2A = 1 termination x DTT rate 2B = 2 termination x DTT rate - Shared Multiplexing-3rd Party charge = 9,000 min. x SM-3rd Party rate 	
<p>Example 3: Terminating Switched Access – Tandem End Office (See Diagram 3)</p> <ul style="list-style-type: none"> - Feature Group D Switched Access is ordered to End Office. 	
<ul style="list-style-type: none"> - Terminating End Office and Access Tandem are both owned by Ziply Fiber Telephone ILEC Companies (TC-A). 	
<ul style="list-style-type: none"> - Assumptions: <ul style="list-style-type: none"> - TC-A Direct Trunk Transport BP = 40% - TC-B Direct Trunk Transport BP = 60% - Direct Trunked Transport mileage = 26 mi. - Tandem Switched Transport mileage = 23 mi. 	

III. GENERAL REGULATIONS (Continued)

<p>- Diagram 3</p> 	
<p>- Telephone Company A charges are:</p> <ul style="list-style-type: none"> - End Office Charges = 9,000 min. x EO rate - Tandem Switched Facility-End Office charge = 9,000 min. x 23 mi. x TSF-End Office rate - Tandem Switched Transport Termination-End Office charge = 2 terminations x 9,000 min. x TST-End Office rate - Tandem Switching-End Office charge = 9,000 min. x TS-End Office rate - Direct Trunked Facility charge = 26 mi. x DTF rate x 40% - Direct Trunked Termination charge = 1 termination x DTT rate - Shared Multiplexing charge = 9,000 min. x SM-End Office rate 	
<p>Example 4: Terminating Switched Access – Tandem 3rd Party (See Diagram 4)</p> <p>- Feature Group D Switched Access is ordered to End Office.</p>	
<p>- End Office is owned by Ziply Fiber Telephone Company (TC-A).</p>	
<p>- Access Tandem is owned by a non- Ziply Fiber Telephone ILEC Company (TC-B).</p>	

III. GENERAL REGULATIONS (Continued)

<p>- Diagram 4</p> <p>BP = Billing Percentage</p>	
<p>- Telephone Company A charges are:</p> <ul style="list-style-type: none"> - End Office Charges = 9,000 min. x EO rate - Tandem Switched Facility-3rd Party charge = 9,000 min. x 23 mi. x TSF-3rd Party rate x 80% - Tandem Switched Termination-3rd Party charge = 1 termination x 9,000 min. x TST-3rd Party rate 	
<p>Example 5: Originating Switched Access – ZiPLY Fiber Telephone ILEC Company owns only the End Office (See Diagram 5)</p> <p>- Feature Group D Switched Access is ordered to End Office.</p>	
<p>- End Office is owned by ZiPLY Fiber Telephone Companies (TC-A).</p>	
<p>- Access Tandem is owned by a non- ZiPLY Fiber Telephone ILEC Company (TC-B).</p>	
<p>- Assumptions:</p> <ul style="list-style-type: none"> - Direct Trunked Transport mileage = 26 mi. - TC-A Tandem Switched Transport BP = 80% - TC-B Tandem Switched Transport BP = 20% - Tandem Switched Transport mileage = 23 mi. 	

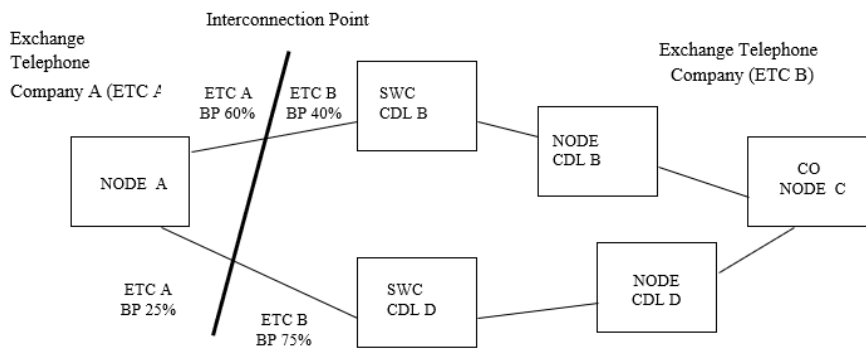
III. GENERAL REGULATIONS (Continued)

<p>- Diagram 5</p> <p>BP = Billing Percentage</p>	
<p>- Telephone Company A charges are:</p> <ul style="list-style-type: none"> - End Office Charges = 9,000 min. x EO rate - Tandem Switched Transport Facility charge = 9,000 min. x 23 mi. x TSF rate x 80% - Tandem Switched Transport Termination charge = 1 termination x 9,000 min. x TST rate 	
<p>(3) For Special Access Services and Switched Access Direct-Trunked Transport, the Telephone Company will determine the applicable charges as follows:</p> <p>(a) Determine the distance in airline miles using the V&H method set forth in National Exchange Carrier Association Tariff No. 4 between the locations involved; i.e., the serving wire center associated with a customer designated premise and an end office, or a Telephone Company hub, or two Telephone Company hubs, a hub to an end office, or a hub to a Telephone Company access tandem.</p>	
<p>(b) The airline distance in miles developed in (a) preceding will be multiplied by the Special Access Circuit Mileage-Per Mile or Switched Access Direct-Trunked Transport Mileage rate element times the billing percentage to determine the appropriate charges. The billing percentage is that portion of circuit mileage to be billed by each company involved in providing Access Services to the customer. Billing percentages are listed in National Exchange Carrier Association Tariff FCC No. 4.</p>	

III. GENERAL REGULATONS (Continued)

(c) For Special Access, the total Circuit Mileage charges shall be the Circuit Mileage-Per Mile charge determined in (b) preceding plus the Circuit Mileage-Fixed charges. The Circuit Mileage-Fixed charge is always applied in full, once per circuit mileage facility, whether the Telephone Company provides one, or more than one, circuit mileage facility termination(s). The Circuit Mileage-Fixed rate does not apply when the Telephone Company provides an intermediate portion of a circuit mileage facility and no circuit mileage terminations.	
(d) For Switched Access, the total Direct-Trunked Transport charges shall be the Direct-Trunked Transport Mileage charge determined in (b) preceding plus the Direct-Trunked Transport - Fixed charges. The Fixed charge is always applied in full, once per Direct-Trunked Transport facility whether the Telephone Company provides one, or more than one, facility termination(s). The Fixed charge does not apply when the Telephone Company provides an intermediate portion of a Direct-Trunked Transport facility and no terminations.	
(e) All other appropriate recurring and nonrecurring charges in each Telephone Company's access tariff are applicable. The Special Access Nonrecurring Charge for circuit installation applies in full once per Circuit Termination provided by the Telephone Company.	
(4) The Interconnection Charge for Switched Transport shall be billed by the Telephone Company in whose territory the end office is located.	
(5) The shared trunk port for Tandem-Switched Transport shall be billed by the Telephone Company in whose territory the end office is located.	
(6) For tandem routed trunks, the dedicated trunk port shall be billed by the Telephone Company owning the tandem. For end office direct routed trunks, the dedicated trunk port shall be billed by the Telephone Company owning the end office on a single bill, single tariff or multiple bill, multiple tariff meet point billing arrangement.	
(7) The shared multiplexing charge will be assessed to the interexchange carrier by the Telephone Company owning the access tandem under the multiple bill, multiple tariff meet point billing option, and to the initial billing company, by the Telephone Company owning the access tandem, under the single bill, single tariff meet point billing option.	
(8) For Dedicated SONET Optical Transport Service (DSOTS), as set forth in Section XXI.A. following, and Dedicated SONET Ring (DSR), as set forth in Section XXI.B. following, where the ring is provided within the operating territories of two (2) or more telephone companies, ring mileage is determined using the methodology below. The following illustrates the methodology used to determine DSOTS ring mileage.	

III. GENERAL REGULATONS (Continued)

	<p>Step 1 – Calculate the total ring mileage by summing the mileage connecting all locations and devices (Node A to SWC CDL B) + (SWC CDL B to Node CDL B) + (Node CDL B to CO Node C) + (CO Node C to Node CDL D) + (Node CDL D to SWC CDL D) + (SWC Node D to Node A), If the total ring mileage includes a fraction of a mile, the value is rounded up to the next full mile.</p> 	
	<p>Step 2 – Determine the Telephone Company (ETCB) portion of the total ring mileage by first multiplying the mileage between Node A and the SWC of CDL B by the billing percentage (BP) for ETC B (40%) and between the SWC CDL D and Node A by the BP for ETCB (75%) and adding these adjusted mileage segments to the remaining mileage segments on the ring (SWC CDL B to Node CDL B) + (Node CDL B to CO Node C) + (CO Node C to Node CDL D) + (Node CDL D to SWC CDL D). If this ring mileage calculation includes a fraction of a mile, the value is rounded up to the next full mile. If the Telephone Company (ETCB) portion of the total ring mileage is twenty (20) miles or less, utilize the process set forth in Step 3 following to determine the mileage charges for each exchange telephone company involved. If the Telephone Company (ETCB) portion of the total ring mileage is twenty-one (21) miles or over, utilize the process set forth in Step 4 through Step 6 following to determine the mileage charges for each exchange telephone company involved.</p>	
	<p>Step 3 - Develop a Ring BP by dividing the Telephone Company (ETCB) portion of the total ring miles determined in Step 2 by the total ring miles determined in Step 1. Next apply this Ring BP to the total ring mileage for ECTB determined in Step 2 and apply the rates set forth in XXI.A.11. for 1-20 total ring miles.</p>	
	<p>Step 4 - If the Telephone Company (ETCB) portion of the total ring miles determined in Step 2 is twenty-one (21) miles or more, apply the 1-20 ring mileage rate set forth in XXI.A.11. following to the first twenty (20) miles.</p>	
	<p>Step 5 - Determine the remaining Telephone Company (ETCB) portion of the total ring mileage by subtracting twenty (20) miles from the Telephone Company (ETCB) portion of the total ring mileage determined in Step 2. Next apply the rates set forth in XXI.A.11. for mile twenty-one (21) and over up to the Telephone Company (ETCB) portion of the total ring miles.</p>	

III. GENERAL REGULATIONS (Continued)

<p>Step 6 - The total charge for ring mileage is the sum of the charges for the first twenty (20) miles calculated in Step 4 plus the remaining miles billed at the rate for twenty-one (21) miles and over as calculated in this Step 5.</p>	
<p>E. <u>Connections</u></p> <p>1. <i>General</i></p> <p>Equipment and Systems (i.e., terminal equipment, multiline terminating systems and communications systems) may be connected with Switched and Special Access Service furnished by the Telephone Company where such connection or interconnection is made in accordance with the provisions specified in Technical Reference PUB AS No. 1, Issue II, and in Section III.A. preceding.</p>	
<p>2. <i>Standard Access Service Connections</i></p> <p>Access services are provided by means of wire, fiber optics, radio or any other suitable technology or a combination thereof. Special Access service connections are made directly or through a Telephone Company hub where bridging or multiplexing functions are performed. These connections can either be analog or digital.</p>	
<p>3. <i>Expanded Interconnection Service (EIS) – Fiber Optic</i></p> <p>Fiber Optic EIS provides a customer with space and associated requirements such as power and environmental conditioning within or near a Telephone Company wire center or Telephone Company access tandem to locate certain fiber optic facilities and equipment, and an interconnection with certain Telephone Company provided facilities.</p> <p>EIS will be provided subject to the regulations and rates and charges set forth in Section XVIII..</p>	
<p>4. <i>Expanded Interconnection Service (EIS) – Microwave</i></p> <p>Microwave EIS provides a customer with space and associated requirements such as power and environmental conditioning within a Telephone Company wire center or Telephone Company access tandem to locate certain microwave facilities and equipment, and a connection to certain Telephone Company provided facilities.</p> <p>Customer-provided microwave facilities, equipment and support structures may be located in, on or above the exterior walls and roof of Telephone Company wire center or Telephone Company access tandem. Such interconnection must be made in accordance with the provisions specified in III.A.. These interconnections will be provided subject to the regulations and rates and charges set forth in Section XVIII..</p>	

III. GENERAL REGULATIONS (Continued)

<p>F. <u>Definitions</u></p> <p>Certain terms used herein are defined as follows:</p> <p><i>Access Area</i></p> <p>The term "Access Area" denotes a specific calling area serviced by one (1) or more Central Offices associated with the various Switched Access Services offered under this tariff. The size and configuration of the Access Area a customer obtains is dependent upon the Feature Group type and the specific characteristics of the Central Office or Telephone Company Access Tandem Network in which the connection is made.</p>	
<p><i>Access Code</i></p> <p>The term "Access Code" applies to Switched Access Service. It denotes a uniform seven (7) digit code dialed by an end user to access an Interexchange Carrier's facilities. The five (5) or seven (7) digit FGD code has the form 101XXXX, and the seven (7) digit FGB code has the form 950-XXXX.</p>	
<p><i>Access Minutes</i></p> <p>The term "Access Minutes" denotes that usage of exchange facilities in interstate or foreign service for the purpose of calculating chargeable usage. On the originating end of an interstate or foreign call, usage is measured from the time the originating end user's call is delivered by the Telephone Company to and acknowledged as received by the customer's facilities connected with the originating exchange. On the terminating end of an interstate or foreign call, usage is measured from the time the call is received by the end user in the terminating exchange. Timing of usage at both originating and terminating ends of an interstate or foreign call shall terminate when the calling or called party disconnects, whichever event is recognized first in the originating and terminating exchanges, as applicable.</p>	
<p><i>Access Tandem</i></p> <p>The term "Access Tandem" denotes a Telephone Company switching system that provides a concentration and distribution function for originating and/or terminating traffic between end offices and a customer's premises..</p>	
<p><i>Access Tandem Network</i></p> <p>The term "Access Tandem Network" denotes the network of trunk groups that provide a concentration and distribution function for originating and/or terminating Switched Access traffic between a single Telephone Company access tandem and Telephone Company subtending end offices.</p>	
<p><i>Add/Drop Multiplexing</i></p> <p>The term "Add/Drop Multiplexing" denotes a multiplexing function that allows lower level signals to be added or dropped with the remaining traffic continuing through the network.</p>	

III. GENERAL REGULATIONS (Continued)

<i>Agent</i> The term "Agent," as used in Section IX.E. of this tariff, is defined as that person or entity that the Telephone Company acknowledges as the possessor of authority to make decisions pertaining to instrument placement, subscription authorization, and access or usage control of Pay Telephone Service or, that person or entity duly authorized to act in that capacity by the owner of the premises.	
<i>Aggregator</i> The term "Aggregator" denotes any individual, partnership, association, joint-stock company, trust or corporation that, in the ordinary course of its operations, makes telephones available to the public or to transient users of its premises, for interstate telephone calls using a provider of operator services.	
<i>Answer Message</i> The term "Answer Message" denotes an SS7 message sent in the backward direction to indicate that the call has been answered.	
<i>Answer/Disconnect Supervision</i> The term "Answer/Disconnect Supervision" denotes the transmission of the switch trunk equipment supervisory signal (off-hook or on-hook) to the customer's point of termination as an indication that the called party has answered or disconnected.	
<i>Attenuation Distortion</i> The term "Attenuation Distortion" denotes the difference in loss at specified frequencies relative to the loss at 1004 Hz, unless otherwise specified.	
<i>Balance (100 Type) Test Line</i> The term "Balance (100 Type) Test Line" denotes an arrangement in an end office which provides for balance and noise testing.	
<i>Basic Service Element</i> The term "Basic Service Element (BSE)" denotes an unbundled service option available only with Basic Serving Arrangements.	
<i>Basic Serving Arrangement</i> The term "Basic Serving Arrangement (BSA)" denotes a category of Switched Access Service differentiated by technical characteristics, e.g., line side versus trunk side connection at the Telephone Company's first point of switching.	
<i>Bit</i> The term "Bit" denotes the smallest unit of information in the binary system of notation.	

III. GENERAL REGULATIONS (Continued)

<p><i>Business Day</i></p> <p>The term "Business Day" denotes the times of day that a company is open for business. Generally, in the business community, these are 8:00 or 9:00 A.M. to 5:00 or 6:00 P.M., respectively, with an hour for lunch, Monday through Friday, resulting in a standard forty (40) hour work week. However, Business Day hours for the Telephone Company may vary based on company policy, union contract and location. To determine such hours for an individual company, or company location, contact the issuing officer at the address shown on Section I., Sheet 1.</p>	
<p><i>Busy Hour Minutes of Capacity (BHMC)</i></p> <p>The term "Busy Hour Minutes of Capacity (BHMC)" denotes the customer specified maximum amount of Switched Access Service access minutes the customer expects to be handled in an end office switch during any hour in an 8:00 A.M. to 11:00 P.M. period for the Switched Access Arrangement ordered. This customer furnished BHMC quantity is the input data the Telephone Company uses to determine the number of transmission paths or facility requirements for the Switched Access Arrangement ordered.</p>	
<p><i>Call</i></p> <p>The term "Call" denotes a customer attempt for which the complete address code (e.g., 0-, 911, or 10 digits) is provided to the serving dial tone office.</p>	
<p><i>Carrier or Common Carrier</i></p> <p>See Interexchange Carrier.</p>	
<p><i>Carrier Identification Code</i></p> <p>The term "Carrier Identification Code (CIC)" denotes the uniform access code associated with a specific Interexchange Carrier.</p>	
<p><i>Carrier Identification Parameter</i></p> <p>The term "Carrier Identification Parameter (CIP)" denotes a field in the SS7 Initial Address Message (IAM) that identifies and transmits the CIC information in a forward direction to an IC customer.</p>	
<p><i>CCS</i></p> <p>The term "CCS" denotes a hundred call seconds, which is a standard unit of traffic load that is equal to one hundred (100) seconds of usage or capacity of a group of servers (e.g., trunks).</p>	
<p><i>Cellular Mobile Carrier (CMC)</i></p> <p>The term "Cellular Mobile Carrier (CMC)" denotes a Common Carrier authorized by the Federal Communications Commission to provide cellular mobile radio telecommunications services.</p>	

III. GENERAL REGULATIONS (Continued)

<i>Central Office</i> The term "Central Office" denotes a local Telephone Company switching system where Telephone Exchange Service customer station loops are terminated for purposes of interconnection to each other and to trunks.	
<i>Central Office Prefix</i> The term "Central Office Prefix" denotes the first three (3) digits (NXX) of the seven (7) digit telephone number assigned to a customer's Telephone Exchange Service when dialed on a local basis.	
<i>Centralized Automatic Reporting on Trunks Testing</i> The term "Centralized Automatic Reporting on Trunks Testing" denotes a type of testing which includes the capacity for measuring operational and transmission parameters.	
<i>Channel Service Unit</i> The term "Channel Service Unit" denotes customer premises equipment which performs one (1) or more of the following functions: termination of a digital facility, regeneration of digital signals, detection and/or correction of signal format error, and remote loop back.	
<i>Channelize</i> The term "Channelize" denotes the process of multiplexing-demultiplexing wider bandwidth or higher speed channels into narrow band-width or lower speed channels.	
<i>Circuit(s)</i> The term "Circuit(s)" denotes an electrical or photonic, in the case of fiber optic-based transmission systems, communications path between two (2) or more points of termination.	
<i>Circuit Code</i> The term "Circuit Code" denotes the service class routing of an SS7 call that indicates the interexchange carrier trunk group to which the traffic will be routed (e.g., 0+, 0-, 500, 900, etc.).	
<i>C-Message Noise</i> The term "C-Message Noise" denotes the frequency weighted average noise within an idle voice channel. The frequency weighing, called C-message, is used to simulate the frequency characteristic of the 500-type telephone set and the hearing of the average subscriber.	
<i>C-Notched Noise</i> The term "C-Notched Noise" denotes the C-message frequency weighted noise on a voice channel with a holding tone, which is removed at the measuring end through a notch (very narrow band) filter.	

III. GENERAL REGULATIONS (Continued)

<i>Coin Station</i> The term "Coin Station" denotes a location where Telephone Company equipment is provided in a public or semipublic place where Telephone Company customers can originate telephone communications and pay the applicable charges by inserting coins into the equipment.	
<i>Concatenated</i> The term "Concatenated" denotes the linking together of various data structures, e.g., two (2) bandwidths joined to form a single bandwidth.	
<i>Common Channel Signaling System 7 Network (CCS7)</i> The term "Common Channel Signaling System 7 Network (CCS7)" denotes a dedicated out-of-band signaling network which utilizes Signaling System 7 (SS7) protocol to provide call handling and data base access services.	
<i>Common Line</i> The term "Common Line" denotes a line, trunk, pay telephone line or other facility provided under the general and/or local exchange service tariffs of the Telephone Company, terminated on a central office switch. A common line-residence is a line or trunk provided under the residence regulations of the general and/or local exchange service tariffs. A common line-business is a line provided under the business regulations of the general and/or local exchange service tariffs.	
<i>Communications System</i> The term "Communications System" denotes channels and other facilities which are capable of communications between terminal equipment provided by other than the Telephone Company.	
<i>Competitive County</i> The term "Competitive County" denotes that the geographic unit of a county or county-equivalent that passes or has passed a competitive market test specified by the FCC. Competitive County also denotes a county or county-equivalent that failed a competitive market test specified by the FCC, but was granted Phase II, Level 2 pricing flexibility prior to June 1, 2017.	
<i>Customer(s)</i> The term "Customer(s)" denotes any individual, partnership, association, joint-stock company, trust corporation, or governmental entity or other entity which subscribes to the services offered under this tariff.	
<i>Data Transmission (107 Type) Test Line</i> The term "Data Transmissions (107 Type) Test Line" denotes an arrangement which provides for a connection to a signal source which provides test signals for one-way testing of data and voice transmission parameters.	

III. GENERAL REGULATIONS (Continued)

<i>Decibel</i> The term "Decibel" denotes a unit used to express relative differences in power, usually between acoustic or electric signals, equal to ten (10) times the common logarithm of the ratio of two (2) signal powers.	
<i>Decibel Reference Noise C-Message Weighting</i> The term "Decibel Reference Noise C-Message Weighting" denotes noise power measurements with C-Message Weighting in decibels relative to a reference 1000 Hz tone of 90 dB below 1 milliwatt.	
<i>Decibel Reference Noise C-Message Referenced to 0</i> The term "Decibel Reference Noise C-Message Referenced to 0" denotes noise power in "Decibel Reference Noise C-Message Weighing" referred to or measured at a zero (0) transmission level.	
<i>Dual Tone Multifrequency Address Signaling</i> The term "Dual Tone Multifrequency Address Signaling" denotes a type of signaling that is an optional feature of Switched Access Feature Group A and BSA-A. It may be utilized when Feature Group A or BSA-A is being used in the terminating direction (from the point of termination with the customer to the local exchange and office). An office arranged for Dual Tone Multifrequency Signaling would expect to receive address signals from the customer in the form of Dual Tone Multifrequency signals.	
<i>Echo Control</i> The term "Echo Control" denotes the control of reflected signals in a telephone transmission path.	
<i>Echo Path Loss</i> The term "Echo Path Loss" denotes the measure of reflected signal at a 4-wire point of interface without regard to the send and receive Transmission Level Point.	
<i>Echo Return Loss</i> The term "Echo Return Loss" denotes a frequency weighted measure of return loss over the middle of the voiceband (approximately 500 to 2500 Hz), where talker echo is most annoying.	
<i>Effective 2-Wire</i> The term "Effective 2-Wire" denotes a condition which permits the simultaneous transmission in both directions over a channel, but it is not possible to insure independent information transmission in both directions. Effective 2-wire channels may be terminated with 2-wire or 4-wire interfaces.	

III. GENERAL REGULATIONS (Continued)

<p><i>Effective 4-Wire</i></p> <p>The term "Effective 4-Wire" denotes a condition which permits the simultaneous independent transmission of information in both directions over a channel. The method of implementing effective 4-wire transmission is at the discretion of the Telephone Company (physical, time domain, frequency-domain separation or echo cancellation techniques). Effective 4-wire channels may be terminated with a 2-wire interface at the customer's premises. However, when terminated 2-wire, simultaneous independent transmission cannot be supported because the two wire interface combines the transmission paths into a single path.</p>	
<p><i>End Office Switch</i></p> <p>The term "End Office Switch" denotes a local Telephone Company switching system where Telephone Exchange Service customer station loops are terminated for purposes of interconnection to each other and to trunks. Included may be Remote Switching Modules and Remote Switching Systems served by a host office in a different wire center.</p>	
<p><i>End User</i></p> <p>The term "End User" denotes any customer of interstate or foreign telecommunications service that is not a carrier, except that a carrier shall be deemed to be an "end user" to the extent that such carrier uses a telecommunications service for administrative purposes, without making such service available to others, directly or indirectly.</p>	
<p><i>Entry Switch</i></p> <p>See First Point of Switching.</p>	
<p><i>Envelope Delay Distortion</i></p> <p>The term "Envelope Delay Distortion" denotes a measure of the linearity of the phase versus frequency of a channel.</p>	
<p><i>Equal Level Echo Path Loss</i></p> <p>The term "Equal Level Echo Path Loss" (ELEPL) denotes the measure of Echo Path Loss (EPL) at a 4-wire interface which is corrected by the difference between the send and receive Transmission Level Point (TLP). [ELEPL = TLP (send) + TLP (receive).</p>	
<p><i>Exchange</i></p> <p>The term "Exchange" denotes a unit generally smaller than a local access and transport area, established by the Telephone Company for the administration of communications service in a specified area which usually embraces a city, town or village and its environs. It consists of one (1) or more central offices together with the associated facilities used in furnishing communications service within the area. One (1) or more designated exchanges comprise a given local access and transport area.</p>	

III. GENERAL REGULATIONS (Continued)

<i>Existing Suitable Space</i> The term "Existing Suitable Space" denotes a space in which ac/dc power, heat and air conditioning, battery and generator back-up power, and other requirements necessary for provision of wire center or access tandem equipment currently exists.	
<i>Exit Message</i> The term "Exit Message" denotes an SS7 message sent to an end office by the Telephone Company tandem switch to mark the Connect Time when the Telephone Company's tandem switch sends an Initial Address Message to a customer.	
<i>Expected Measured Loss</i> The term "Expected Measured Loss" denotes a calculated loss which specifies the end-to-end 1004-Hz loss on a terminated test connection between two readily accessible manual or remote test points. It is the sum of the inserted connection loss and test access loss including any test pads.	
<i>Extended Area Service</i> The term "Extended Area Service" denotes a telephone exchange service in which a customer in one exchange can call a local number in another exchange that is part of the extended area without paying a toll charge.	
<i>Extensible Markup Language (XML)</i> The term "Extensible Markup Language (XML)" denotes a simple, very flexible text format that is used in the exchange of a wide variety of data on the Web and elsewhere.	
<i>Facility</i> The term "Facility" denotes generically the various transmission media used for the transmission of telecommunications service. This included, but is not limited to, cable (copper pair, coaxial and fiber optic) and microwave radio equipment.	
<i>Field Identifier</i> The term "Field Identifier" denotes two to four characters that are used on service orders to convey specific instructions. Field Identifiers may or may not have associated data. Selected Field Identifiers are used in Telephone Company billing systems to generate nonrecurring charges.	
<i>First Come - First Served</i> The term "First Come - First Served" denotes a procedure followed by the Telephone Company to process fully completed Access Orders according to the sequence in which they are received.	

III. GENERAL REGULATONS (Continued)

<i>First Point of Switching</i> The term "First Point of Switching" denotes the first Telephone Company location at which switching occurs on the terminating path of a call proceeding from the customer premises to the terminating end office and, at the same time, the last Telephone Company location at which switching occurs on the originating path of a call proceeding from the originating end office to the customer premises.	
<i>Flexible Automatic Number Identification (FLEX ANI)</i> The term "Flexible Automatic Number Identification" denotes an optional feature or Basic Service Element that provides additional values for the information indicator digits available with the ANI feature on originating calls. These additional digits identify the type of line that is originating the call for billing, screening and routing purposes.	
<i>Frame</i> The term "Frame" denotes a group of data bits, in specific format, with a flag at either end to indicate the beginning and end of the frame. The defined format enables network equipment to recognize the meaning and purpose of specific bits.	
<i>Frequency Shift</i> The term "Frequency Shift" denotes the change in the frequency of a tone as it is transmitted over a channel.	
<i>Grandfathered</i> The term "Grandfathered" denotes Terminal Equipment, Multiline Terminating Systems and Protective Circuitry directly connected to the facilities utilized to provide services under the provisions of this tariff, and which are considered grandfathered under Part 68 of the F.C.C.'s Rules and Regulations.	
<i>Host Office</i> The term "Host Office" denotes an electronic switching system which provides call processing capabilities for one (1) or more Remote Switching Modules or Remote Switching Systems.	
<i>Immediately Available Funds</i> The term "Immediately Available Funds" denotes a corporate or personal check drawn on a bank account and funds which are available for use by the receiving party on the same day on which they are received and include U.S. Federal Reserve bank wire transfers, U.S. Federal Reserve notes (paper cash), U.S. coins, U.S. Postal Money Orders and New York Certificates of Deposit.	
<i>Impedance Balance</i> The term "Impedance Balance" denotes the method of expressing Echo Return Loss and Singing Return Loss at a 4-wire interface whereby the gains and/or loss of the 4 wire portion of the transmission path, including the hybrid, are not included in the specification.	

III. GENERAL REGULATIONS (Continued)

<p><i>Impulse Noise</i></p> <p>The term "Impulse Noise" denotes any momentary occurrence of the noise on a channel over a specified level threshold. It is evaluated by counting the number of occurrences which exceed the threshold.</p>	
<p><i>Individual Case Basis</i></p> <p>The term "Individual Case Basis" denotes a condition in which the regulations, if applicable, rates and charges for an offering under the provisions of this tariff are developed based on the circumstances in each case.</p>	
<p><i>Initial Address Message (IAM)</i></p> <p>The term "Initial Address Message (IAM)" denotes an SS7 message sent in the forward direction to initiate trunk set up with the busy of an outgoing trunk which carries the information about that trunk along with other information relating to the routing and handling of the call to the next switch.</p>	
<p><i>Inserted Connection Loss</i></p> <p>The term "Inserted Connection Loss" denotes the 1004 H2 power difference (in dB) between the maximum power available at the originating end and the actual power reaching the terminating end through the inserted connection.</p>	
<p><i>Interconnection</i></p> <p>The term "Interconnection" denotes the termination of a customer's basic transmission facilities, including optical terminating equipment and multiplexers at or near Telephone Company wire center or Telephone Company access tandem. Interconnection may be provided as either physical or virtual.</p>	
<p><i>Interconnection Point</i></p> <p>The term "Interconnection Point" denotes physical EIS arrangements as the point where the customer-owned cable facilities connect to the Telephone Company termination equipment. The interconnection point for virtual EIS arrangements is the demarcation between ownership of the cable facilities.</p>	
<p><i>Interexchange Carrier (IC) or Interexchange Common Carrier</i></p> <p>The terms "Interexchange Carrier" (IC) or "Interexchange Common Carrier" denotes any individual, partnership, association, joint-stock company, trust, governmental entity or corporation engaged for hire in interstate or foreign communications by wire or radio, between two (2) or more exchanges.</p>	
<p><i>Intermodulation Distortion</i></p> <p>The term "Intermodulation Distortion" denotes a measure of the nonlinearity of a channel. It is measured using four (4) tones, and evaluating the ratios (in dB) of the transmitted composite four-tone signal power to the second-order products of the tones (R2), and the third-order products of the tones (R3).</p>	

III. GENERAL REGULATIONS (Continued)

<i>Interstate Communications</i> The term "Interstate Communications" denotes both interstate and foreign communications.	
<i>Intrastate Communications</i> The term "Intrastate Communications" denotes any communications within a state subject to oversight by a state regulatory commission as provided by the laws of the state involved.	
<i>Line Side Connection</i> The term "Line Side Connection" denotes a connection of a transmission path to the line side of a local exchange switching system.	
<i>Local Access and Transport Area</i> The term "Local Access and Transport Area" (LATA) denotes a geographic area established by the Telephone Company for the provision and administration of its communications service. It encompasses one (1) or more Telephone Company designated exchanges which are configured in relative proximity to one another and may be reconfigured by the Telephone Company in the normal operation of its business. As used herein, the term LATA refers only to these Telephone Company designated exchanges and does not necessarily have any predetermined association with the term LATA used by other exchange carriers.	
<i>Logical Channel</i> The term "Logical Channel" denotes a communication channel which allows two-way simultaneous transmission of data packets through the network. No circuit capability is preassigned to a logical channel. Capacity is made available as the data is transmitted. Each virtual connection utilizes one (1) logical channel.	
<i>Loop Around Test Line</i> The term "Loop Around Test Line" denotes an arrangement utilizing a Telephone Company central office to provide a means to make certain two-way transmission tests on a manual basis. This arrangement has two central office terminations, each reached by means of separate telephone numbers and does not require any specific customer premises equipment. Equipment subject to this test arrangement is at the discretion of the customer.	
<i>Loss Deviation</i> The term "Loss Deviation" denotes the variation of the actual loss from the designed value.	
<i>Message</i> The term "Message" denotes a "call" as defined preceding.	

III. GENERAL REGULATIONS (Continued)

<i>Milliwatt (102 Type) Test Line</i> The term "Milliwatt (102 Type) Test Line" denotes an arrangement in an end office which provides a 1004 Hz tone at 0 dBm0 for one-way transmission measurements towards the customer's premises from the Telephone Company end office.	
<i>Mobile Telephone Switching Office (MTSO)</i> The term "Mobile Telephone Switching Office (MTSO)" denotes a Cellular Mobile Carrier (CMC) Switching System that is used to originate or terminate calls on the CMC network, or originate or terminate calls between the CMC and the public switched telephone network.	
<i>Network Control Signaling</i> The term "Network Control Signaling" denotes the transmission of signals used in the telecommunications system which perform functions such as supervision (control, status, and charge signals), address signaling (e.g., dialing), calling and called number identifications, rate of flow, service selection error control and audible tone signals (call progress signals indicating re-order or busy conditions, alerting, coin denominations, coin collect and coin return tones) to control the operation of the telecommunications system.	
<i>Node</i> The term "Node" denotes a SONET ring service element that designates either a customer designated location or a Telephone Company wire center location on the SONET ring. It also denotes the location/address of where a channelized service originates or terminates on a ring.	
<i>Non-Competitive County</i> The term "Non-Competitive County" denotes a geographic unit of a county or county-equivalent that failed a competitive market test specified by the FCC (excluding those that were granted Phase II, Level 2 pricing flexibility prior to June 1, 2017 and thus are defined as "Competitive Counties").	
<i>Nonsynchronous Test Line</i> The term "Nonsynchronous Test Line" denotes an arrangement in step-by-step end offices which provides operational tests which are not as complete as those provided by the synchronous test lines, but can be made more rapidly.	
<i>North American Numbering Plan</i> The term "North American Numbering Plan" denotes a three digit area (Numbering Plan Area) code and a seven-digit telephone number made up of a three-digit Central office code plus a four-digit station number.	
<i>Off-hook</i> The term "off-hook" denotes the active condition of Switched Access or a Telephone Exchange Service Line.	

III. GENERAL REGULATIONS (Continued)

<i>On-hook</i> The term "On-hook" denotes the idle condition of Switched Access or a Telephone Exchange Service line.													
<i>Open Circuit Test Line</i> The term "Open Circuit Test Line" denotes an arrangement in an end office which provides an ac circuit termination of a trunk or line by means of an inductor of several Henries.													
<i>Optical Carrier Rate (OC-N)</i> The term "OC-N" denotes an Optical Networking transmission signal, speed, line rate, commonly referred to as follows: <table><tr><td><u>OC-N Rate</u></td><td><u>Bandwidth Capacity</u></td></tr><tr><td>OC-1</td><td>51.84 Mbps</td></tr><tr><td>OC-3</td><td>155.52 Mbps</td></tr><tr><td>OC-12</td><td>622.08 Mbps</td></tr><tr><td>OC-24</td><td>1.25 Gbps</td></tr><tr><td>OC-48</td><td>2.488 Gbps</td></tr></table>	<u>OC-N Rate</u>	<u>Bandwidth Capacity</u>	OC-1	51.84 Mbps	OC-3	155.52 Mbps	OC-12	622.08 Mbps	OC-24	1.25 Gbps	OC-48	2.488 Gbps	
<u>OC-N Rate</u>	<u>Bandwidth Capacity</u>												
OC-1	51.84 Mbps												
OC-3	155.52 Mbps												
OC-12	622.08 Mbps												
OC-24	1.25 Gbps												
OC-48	2.488 Gbps												
<i>Originating Direction</i> The term "Originating Direction" denotes the use of access service for the origination of calls from an End User Premises to an IC Premises.													
<i>OZZ Code</i> The term "OZZ Code" denotes the service class routing code of a multifrequency (MF) call that indicates the interexchange carrier trunk group to which the traffic will be routed (e.g., 0+, 0-, 500, 900, etc.).													
<i>Pay Telephone</i> The term "Pay Telephone" denotes Telephone Company provided instruments and related facilities that are available to the general public for public convenience and necessity, including public and semipublic telephones, and coinless telephones.													
<i>Payload</i> The term "Payload" denotes the portion of the SONET signal available to carry service signals such as DS0, DS1, and DS3.													
<i>Phase Jitter</i> The term "Phase Jitter" denotes the unwanted phase variations of a signal.													

III. GENERAL REGULATIONS (Continued)

<i>Physical EIS</i> The term "Physical EIS" denotes an offering that enables customers to place equipment needed to terminate basic transmission facilities, including optical terminating equipment and multiplexers, within or upon the Telephone Company's wire center or Telephone Company access tandem buildings, use such equipment to connect customer's fiber optic systems or microwave radio transmission facilities (where reasonably feasible) with the local exchange carrier's equipment and facilities used to provide interstate switched and special access services.	
<i>Plant Test Date</i> The term "Plant Test Date" denotes the date on which installation is completed and the Telephone Company to customer testing can begin.	
<i>Point of Termination</i> The term "Point of Termination" denotes the point of demarcation at a customer-designated premises at which the Telephone Company's responsibility for the provision of Access Service ends.	
<i>Premises</i> The term "Premises" denotes a building or buildings on continuous property (except Railroad Right-of-Way, etc.) not separated by a public highway.	
<i>Release Message</i> The term "Release Message" denotes an SS7 Message sent in either direction to indicate that a specific circuit is being released.	
<i>Remote Switching Modules and/or Remote Switching Systems</i> The term "Remote Switching Modules and/or Remote Switching Systems" denotes remotely controlled electronic end office switches which obtain their call processing capability from an ESS-type Host Office. The Remote Switching Modules and/or Remote Switching Systems cannot accommodate direct trunks to an IC.	
<i>Return Loss</i> The term "Return Loss" denotes a measure of the similarity between the two impedances at the junction of two transmission paths. The higher the return loss, the higher the similarity.	
<i>Registered Equipment</i> The term "Registered Equipment" denotes the customer's premises equipment which complies with and has been approved within the Registration Provisions of Part 68 of the FCC's Rules and Regulations.	

III. GENERAL REGULATIONS (Continued)

<i>Service Control Point</i> The term "Service Control Point (SCP)" denotes an SS7 network control interface element between the Telephone Company's SS7 network and one (1) or more data bases.	
<i>Secure Socket Layer (SSL)</i> The term "Secure Socket Layer ("SSL)" denotes a security protocol that provides data encryption, server authentication, message integrity, and optional client authentication for a TCP/IP connection.	
<i>Service Date</i> The term "Service Date" denotes the date that the service is made available to the customer. A confirmed ASR is required to establish a service date.	
<i>Service Switching Point (SSP)</i> The term "Service Switching Point" (SSP) denotes a signal point equipped with the ability to halt call process, formulate and send a SS7 query to a remote location and route the call based on information contained in the response.	
<i>Serving Wire Center</i> That Telephone Company designated wire center serving the customer's designated premises and used for mileage measurement to determine local transport or circuit mileage charges for Access Service.	
<i>Seven Digit Manual Test Line</i> The term "Seven Digit Manual Test Line" denotes an arrangement which allows the Customer to select balance, milliwatt and synchronous test lines by manually dialing a seven (7) digit number over the associated access connection.	
<i>Shortage of Facilities or Equipment</i> The term "Shortage of Facilities or Equipment" denotes a condition which occurs when the Telephone Company does not have appropriate cable, switching capacity, bridging or, multiplexing equipment, etc., necessary to provide the Access service requested by the customer.	
<i>Short Circuit Test Line</i> The term "Short Circuit Test Line" denotes an arrangement in an end office which provides for an ac short circuit termination of a trunk or line by means of a capacitor of at least four (4) microfarads.	
<i>Signal-to-C-Notched Noise Ratio</i> The Term "Signal-to-C-Notched Noise Ratio" denotes the ratio in dB of a test signal to the corresponding C-Notched Noise.	

III. GENERAL REGULATIONS (Continued)

<i>Signaling Point</i> The term "Signaling Point (SP)" denotes an SS7 network interface element capable of originating and/or terminating SS7 messages.	
<i>Signaling System 7 (SS7)</i> The term "Signaling System 7 (SS7)" denotes the layered protocol used for standardized common channel signaling in the United States.	
<i>Signal Transfer Point (STP)</i> The term "Signal Transfer Point (STP)" denotes a packet switch which provides access to the Telephone Company's SS7 network and performs SS7 message signal routing and screening. The technical interface specifications, transmission specifications, and diversity requirements for interconnecting to the Telephone Company's SS7 network at the STP are as described in Technical Reference GR-905-CORE, Issue 11.	
<i>Signal Transfer Point (STP) Port</i> The term "Signal Transfer Point (STP) Port" denotes the physical point of termination and interconnection to the STP.	
<i>Singing Return Loss</i> The term "Singing Return Loss" denotes the frequency weighted measure of return loss at the edges of the voiceband (200 to 500 Hz and 2500 to 3200 Hz), where singing (instability) problems are most likely to occur.	
<i>SONET</i> The term "SONET" (Synchronous Optical Network) denotes a family of fiber optic transmission bit rates starting at 51.84 Mbps, designed to provide the flexibility needed to transport many digital signals with different capacities.	
<i>Statistical Multiplexing</i> The term "Statistical Multiplexing" denotes a technique in which timeslots are dynamically allocated on the basis of need rather than being predetermined. The data is typically transmitted on a first come, first served basis.	
<i>Subtending End Office of the Telephone Company Access Tandem</i> The term "Subtending End Office of the Telephone Company Access Tandem" denotes an end office that has final trunk group routing through the Telephone Company access tandem.	

III. GENERAL REGULATIONS (Continued)

<i>Synchronous Test Line</i> The term "Synchronous Test Line" denotes an arrangement in an end office which performs marginal operational tests of supervisory and ring-tripping functions equivalent information needed to perform tandem switching functions.	
<i>Synchronous Transport Signal (STS)</i> STS-1 has the capacity to transport up to twenty-eight (28) DS1s or one (1) DS3.	
<i>Synchronous Transport Signal (STS1)</i> The term "Synchronous Transport Signal" (STS1) denotes a 51.84 Mbps signal that is the electrical equivalent of the OC1 or a DS3 with additional Mbps devoted to SONET overhead information. An STS1 can carry a DS3 or 28 DS1s when specifically formatted (mapped). These DS1s may be accessed off-ring using DS3 to DS1 Multiplexing as set forth in Section XXI. or at an enhanced node via a DS3 Transmux port.	
<i>Terminating Direction</i> The term "Terminating Direction" denotes the use of Access Service for the completion of calls from an IC premises to an End User Premises	
<i>Toll VoIP-PSTN Traffic</i> The term "Toll VoIP-PSTN Traffic" denotes a customer's interexchange voice traffic exchanged with the Telephone Company in Time Division Multiplexing format over Public Switched Telephone Network (PSTN) facilities, which originates and/or terminates in Internet Protocol (IP) format. "Toll VoIP-PSTN Traffic" originates and/or terminates in IP format when it originates from and/or terminates to an end user customer of a service that requires IP-compatible customer premises equipment.	
<i>Transmission Measuring (105 Type) Test Line/Responder</i> The term "Transmission Measuring (105 Type) Test Line/Responder" denotes an arrangement in an end office which provides far-end access to a responder and permits two-way loss and noise measurements to be made on trunks from a near end office.	
<i>Transmission Path</i> The term "Transmission Path" denotes an electrical path capable of transmitting signals within the range of the service offering, e.g., a voice grade transmission path is capable of transmitting voice frequencies within the approximate range of 300 to 3000 Hz. A transmission path is comprised of physical or derived facilities consisting of any form or configuration of plant typically used in the telecommunications industry.	

III. GENERAL REGULATONS (Continued)

<i>Transmuxing</i> The term "Transmuxing" denotes the function of a DSR DS3 Transmux port which performs a DS3 to DS1 conversion at a DSR node. The DS3 to DS1 conversions allows a single DSR DS3 Transmux port to be associated with up to twenty-eight (28) VT1.5 mapped DSR DS1 ports. Transmuxing within the DSR network retains DS1 visibility allowing for full, proactive maintenance capability of DS1 signals.	
<i>Trunk</i> The term "Trunk" denotes a communications path connecting two switching systems in a network, used in the establishment of an end-to-end connection.	
<i>Trunk Group</i> The term "Trunk Group" denotes a set of trunks which are traffic engineered as a unit for the establishment of connections between switching systems in which all of the communications paths are interchangeable.	
<i>Trunk Side Connection</i> The term "Trunk Side Connection" denotes the connection of a transmission path to the trunk side of a local exchange switching system.	
<i>Two-Wire to Four-Wire Conversion</i> The term "Two-Wire to Four-Wire Conversion" denotes an arrangement which converts a four-wire transmission path to a two-wire transmission path to allow a four-wire facility to terminate to a two-wire entity (e.g., a central office switch).	
<i>Uniform Service Order Code</i> The term "Uniform Service Order Code" denotes a three or five character alphabetic, numeric, or an alphanumeric code that identifies a specific item of service or equipment. Uniform Service Order Codes are used in the Telephone Company billing system to generate recurring rates and nonrecurring charges.	
<i>V&H Coordinates</i> The term "V and H Coordinates Method" denotes a method of computing airline miles between two points by utilizing an established formula which is based on the vertical and horizontal coordinates of the two points.	
<i>Virtual EIS</i> The term "Virtual EIS" denotes an offering that enables customers to designate or specify equipment needed to terminate basic transmission facilities, including optical terminating equipment and multiplexers, to be located within or upon the Telephone Company's wire center or Telephone Company's access tandem buildings, and dedicated to such customer's use.	

III. GENERAL REGULATIONS (Continued)

<p><i>WATS Serving Office</i></p> <p>"WATS Serving Office" denotes a Telephone Company switching office capable of performing the optional screening functions used in Combined Access Service Arrangements.</p>							
<p><i>Wire Center</i></p> <p>The term "Wire Center" denotes (a) a building in which one (1) or more central offices, including end office switches, used for the provision of Telephone Exchange Services, are located, or (b) in the case of a centralized Telephone Company equal access tandem arrangement, a building in which Telephone Company access facilities are located for purposes of interconnection to customer premises.</p>							
<p>G. <u>Service Level Agreements</u></p> <p>1. <i>Basic Service Level Agreements (Basic SLAs)</i></p> <p>Regulations pertaining to Basic SLAs are contained in this tariff as specified following:</p> <table data-bbox="349 861 1185 976"> <thead> <tr> <th><u>Description</u></th><th><u>Tariff Reference</u></th></tr> </thead> <tbody> <tr> <td>Credit Allowance for Service Interruptions</td><td><i>III.G.1.a.</i></td></tr> <tr> <td>Performance Commitment Program</td><td><i>III.G.1.b.</i></td></tr> </tbody> </table> <p>a. Credit Allowance for Service Interruption</p> <p>(1) General</p> <p>A service is interrupted when it becomes unusable to the customer because of failure of a facility component used to furnish service under this tariff or in the event that the protective controls applied by the Telephone Company result in the complete loss of service by the customer as set forth in <i>VII.D.1.</i> following. An interruption period starts when an inoperative service is reported by the customer to the Telephone Company and ends when the service is operative. The customer is responsible for sectionalizing trouble to the Telephone Company facilities and/or equipment as set forth in <i>III.C.10</i> preceding.</p>	<u>Description</u>	<u>Tariff Reference</u>	Credit Allowance for Service Interruptions	<i>III.G.1.a.</i>	Performance Commitment Program	<i>III.G.1.b.</i>	
<u>Description</u>	<u>Tariff Reference</u>						
Credit Allowance for Service Interruptions	<i>III.G.1.a.</i>						
Performance Commitment Program	<i>III.G.1.b.</i>						
<p>Subject to Section <i>III.G.4.b.</i> following, in case of an interruption to any service, credit allowance for the period of interruption shall be calculated as set forth in this Section <i>III.G.1.a.</i>.</p>							
<p>The credit allowance for an interruption or for a series of interruptions shall not exceed the monthly rate and minimum monthly usage charge for the service interrupted in any one (1) monthly billing period.</p>							
<p>For purposes of this section of the tariff, "major fraction" is defined as that time period representing one-half or more of the incremental time period used to apply the credit allowance for those specific services listed in <i>b.</i> following.</p>							

III. GENERAL REGULATIONS (Continued)

<p>Service interruptions for Specialized Service or Arrangements provided under the provisions of <i>XIII</i>. following shall be administered in the same manner as those set forth in this Section <i>III.G.1.a.</i> unless other regulations are specified with the individual case filing.</p>	
<p>(a) An out of service credit will apply for the following Optical Networking rate elements, where applicable, should the service be interrupted due to the Telephone Company's system's failure to switch to protected electronics and/or facilities within one (1) second in those locations connected to the Telephone Company surveillance system unless such interruptions are a result of conditions outside the Telephone Company's control:</p> <ul style="list-style-type: none"> - Shared Ring Connect - Ring Connect - LAN-wide Premium Transport - Ring-per-mile Transport - ON-net Banded Optical Transport provisioned via a ring topology - Custom Connect configured via a Ring topology 	
<p>(b) Credit will be predicated on information provided by the Telephone Company's and the customer's network surveillance systems associated with this service arrangement. The Telephone Company and the customer shall each have the opportunity to perform an annual inspection of the other party's network surveillance system to confirm its accuracy. The out-of-service credit will be calculated based on the monthly rate element charges of that portion of the inter-office network rendered inoperative. A maximum limit of one (1) month recurring charge per rate element will be allotted for a interruption or series of interruptions within any one (1) billing period.</p>	
<p>(c) Any outage of Single Route Custom Connect services of four (4) hours or more due to a company facility failure will result in a credit of 100% of the monthly rate for the service. Any outage of Diverse Route Custom Connect services of one (1) hour or more due to a company facility failure will result in a credit of 100% of the monthly rate for the service. These credits cannot exceed the monthly charge in a single month's billing period.</p>	
<p>(d) For Dedicated SONET Optical Transport Service (DSOTS) nodes and network optimization, any single service outage of four (4) hours or more due solely to a Telephone Company facility failure will result in a credit of 100% of the monthly rates for the applicable DSOTS node or network optimization devices affected. Only one (1) such credit is allowed in a single month's billing period.</p>	
<p>For DSOTS Optical Transport Channels, the following credits will be applied.</p> <ul style="list-style-type: none"> - For protected Optical Transport Channels, any Telephone Company facility failure which is not restored within one (1) minute will result in a credit of 100% of the monthly rate for the applicable protected optical channels affected. Only one (1) such credit is allowed in a single month's billing period. 	

III. GENERAL REGULATIONS (Continued)

- For unprotected Optical Transport Channels, no credit applies for a service outage on these channels for which no protection is provided by the Telephone Company.	
- When one (1) or more channels utilizing a multi-port interface card require(s) maintenance, all channels provisioned over that multi-port interface card will be interrupted. No credit will be made for such periods during which all channels on the multi-port interface card are interrupted to allow the Telephone Company to perform required maintenance.	
(e) For Ethernet Private Line Service, any outage due solely to a Telephone Company facility failure will result in a credit of one hundred percent (100%) of the monthly recurring charges for the portion of the service affected. Only one (1) such credit is allowed in a single month's billing period. The following credits will be applied. - For protected On-Net Channel Extensions and On-Net Channel Mileage, a credit of one hundred percent (100%) of one (1) month's recurring charge for the Ethernet Private Line service will apply for any outage that exceeds one (1) minute. No more than one (1) such credit is given in one (1) monthly billing cycle.	
- For unprotected On-Net Channel Extensions a credit of one hundred percent (100%) of one (1) month's recurring charge for the Ethernet Private Line service will apply if the total outage time exceeds four (4) hours.	
- For Ethernet Private line services that consist of both unprotected and protected service components, the credit allowance that applies for each outage will be based on the credit allowance provisions for unprotected channels.	
(f) For Dedicated SONET Ring (DSR) Service, any outage greater than one (1) minute and due solely to a Telephone Company facility failure will result in a credit of one hundred percent (100%) of the monthly rate for the applicable rate elements of the affected service. Only one (1) such credit is allowed in a single month's billing period. When DSR as set forth in Section XXI.B. following is arranged with subtending rings, a credit allowance for a service interruption is applied independently to each ring. For example, if the main DSR becomes interrupted and is eligible for a credit allowance, no credit allowance is due on the subtending ring(s) associated with that main ring unless service on the subtending ring(s) is also interrupted.	
(g) For Entrance Facilities, any single service outage of one (1) hour or more and due solely to a Telephone Company facility failure will result in a credit of one hundred percent (100%) of the monthly rate for the applicable DSEF rate elements affected. Only one (1) such credit is allowed in a single month's billing period.	
(h) The credit allowance for all other Optical Networking access services will be as shown in III.G.1.a.(2).	

III. GENERAL REGULATIONS (Continued)

<p>(2) Special Access Services</p> <p>(a) For Special Access Services (other than Program Audio and Video Digital Transport Service TV-1 Analog/ Services) and for Switched Access Entrance Facilities, Direct-Trunked Transport and Multiplexing services, no credit shall be allowed for an interruption of less than thirty (30) minutes. The customer shall be credited for an interruption of thirty (30) minutes or more at the rate of 1/1440 of the monthly charges for the facility or service for each period of thirty (30) minutes or major fraction thereof that the interruption continues.</p>	
<p>The monthly charges used to determine the credit shall be as follows:</p>	
<p>(i) For two point services, the monthly charge subject to credit shall be the total of all the monthly rate element charges associated with the service (i.e., two (2) circuit terminations, circuit mileage and optional features and functions</p>	
<p>(ii) For multipoint services, the monthly charge subject to credit shall be only the total of all the monthly rate element charges associated with that portion of the service that is inoperative (i.e., a circuit termination per customer premises, circuit mileage and optional features and functions).</p>	
<p>(iii) For multiplexed services, the monthly charge subject to credit shall be the total of all the monthly rate element charges associated with that portion of the service that is inoperative. When the facility which is multiplexed or the multiplexer itself is inoperative, the monthly charge shall be the total of all the monthly rate element charges associated with the service (i.e., the circuit termination, circuit mileage and optional features and functions, including the multiplexer on the facility to the hub, and the circuit terminations, circuit mileage and optional features and functions on the individual services from the hub). When the service which rides a circuit of the multiplexed facility is inoperative, the monthly charge shall be the total of all the monthly rate element charges associated with that portion of the service from the Hub to a customer premises (i.e., circuit termination, circuit mileage and optional features and functions).</p>	
<p>(b) For Program Audio and Video Digital Transport ServiceTV-1 Analog Special Access Services, no credit shall be allowed for an interruption of less than thirty (30) seconds. The customer shall be credited for an interruption of thirty (30) seconds or more as follows:</p> <p>(i) For two-point services, when monthly rates are applicable, the credit shall be at the rate of 1/8640 of the monthly charges for the service for each period of five (5) minutes or major fraction thereof that the interruption continues.</p>	
<p>(ii) For two-point services, when daily rates are applicable, the credit shall be at the rate of 1/288 of the daily charges for the service for each period of five (5) minutes or major fraction thereof that the interruption continues.</p>	

III. GENERAL REGULATIONS (Continued)

(iii) For multipoint services, when monthly rates are applicable, the credit shall be at the rate of 1/8640 of the monthly charges for each circuit termination, circuit mileage and optional features and functions that is inoperative for each period of five (5) minutes or major fraction thereof that the interruption continues.	
(iv) For multipoint services, when daily rates are applicable, the credit shall be at the daily rate of 1/288 of the daily charges for each circuit termination, circuit mileage and optional features and functions that is inoperative for each period of five (5) minutes or major fraction thereof that the interruption continues.	
(v) For multipoint services, the credit for the monthly or daily charges includes the charges for the distribution amplifier only when the distribution amplifier is inoperative.	
(vi) When two (2) or more interruptions occur during a period of five (5) consecutive minutes, such multiple interruptions shall be considered as one (1) interruption.	
(c) For certain Special Access services (Wideband Digital, WD1-3; Digital Data Access, DA1-4; and High Capacity, HC1), any period during which the error performance is below that specified for the service will be considered as an interruption.	
(d) Except as noted, all Special Access Services will be eligible for a credit allowance for each occurrence of a service interruption period greater than thirty (30) minutes. The maximum credit allowance will be \$200.00 for each out of service condition within the Telephone Company's facilities and will not exceed the monthly charge for the interrupted service. The credit allowance will not be applied more than once per calendar month. This credit allowance is applicable in all jurisdictions. The credit allowance is in addition to the credit allowance in <i>III.G.1.a.(2)(a)</i> . A credit allowance will not be extended in accordance with conditions in <i>III.A.3.</i> and <i>III.G.4.b.</i> for repair of Telephone Company owned facilities.	
The exceptions to this credit allowance are Program Audio Service - Daily Rates in <i>VIII.F.5.</i> , Video Digital Transport Service tTV-1 Analog Services in <i>VIII.G.</i> , Individual Case Basis Services in <i>VIII.L.</i> and Specialized Service Arrangements in <i>XIII.</i> .	
* Section <i>III.G.1.a.(2)(d)</i> is not available for Special Access Services installed after June 1, 2006. The preceding sentence applies to both Special Access Services that are provided on a month-to-month basis and Special Access Services that are provided under a Discount Plan (as defined below).	

III. GENERAL REGULATIONS (Continued)

<p>For Special Access Services installed on or before June 1, 2006, Section <i>III.G.1.a.(2)(d)</i> will not be available as follows:</p> <ul style="list-style-type: none">(i) For Special Access Services provided on a month-to-month basis, after June 1, 2006.(ii) For Special Access Services provided under a Discount Plan (as defined below), after the date of expiration, termination, or cancellation of the Discount Plan commitment period that is in effect on June 1, 2006.(iii) For Special Access Services provided under a Discount Plan (as defined below) that are covered by a National Service Level Agreement Plan, during the period that a customer participates in such National Service Level Agreement Plan. The customer has the option to subscribe to a National Service Level Agreement Plan as set forth in Section <i>III.G.3.</i> following. Nothing in this paragraph <i>(iii)</i> shall in any way limit the effect of paragraph <i>(ii)</i> preceding.	
<p>As used in this note, "Discount Plan" means any tariff arrangement for the provision of Special Access Services other than on a month-to-month basis.</p>	
<p>For any month for which a Special Access Service receives a credit allowance under Section <i>III.G.1.a.(2)(d)</i>, that Special Access Service shall not receive a credit allowance under Section <i>III.G.1.a.(2)(e)</i>.</p>	
<p>(a) For certain Special Access services, a Special Access Service Guarantee (SASG) credit allowance will apply in the event that such services experience a service interruption of four (4) or more consecutive hours except as specified in <i>III.G.4.b.</i> following. The SASG credit allowance will apply to Voice Grade, monthly Program Audio and Video Digital Transport Service tTV-1 Analog, Metallic, Telegraph, Wideband Data, Digital Data Service (DDS), and High Capacity DS1 & DS3 Special Access services (collectively, Special Access Services).</p>	
<p>The customer has the option to subscribe to a National SLA Plan as set forth in Section <i>III.G.3.</i> following. When a customer subscribes to a National SLA plan, credit allowances under this Section <i>III.G.1.a.(2)(e)</i> do not apply to services covered by the National SLA Plan.</p>	
<p>If a Special Access Service is eligible for an SASG credit allowance, the Telephone Company shall provide the applicable credit amount as set forth in the table following. The Telephone Company shall bill customer the applicable monthly rate for the Special Access Service, and if customer is eligible to receive the SASG credit allowance, customer shall receive the SASG credit in a later invoice. Except as stated in this tariff, the SASG credit allowance is in addition to any other credit allowances available under this Section <i>III.G.1.a.</i>. The maximum amount of all credit allowances available under this Section <i>III.G.1.a.</i> for a Special Access Service for a given billing period shall not exceed the total applicable monthly charge paid by the customer for such Special Access Service. The monthly charge will consist of all applicable rate elements charged to the circuit experiencing the service interruption. The SASG credit allowance can only be applied once per month on a per circuit basis. For multi-point circuits, the SASG credit allowance will apply to each leg of the circuit that experiences a service interruption.</p>	

III. GENERAL REGULATIONS (Continued)

The SASG credit allowance for each applicable service is listed below and applies to all states:	
<u>Service</u>	<u>SASG (per circuit)</u>
Metallic	\$10.00
Telegraph, Voice Grade	20.00
Program Audio (monthly, full-time only)	
200 – 3500 Hz	10.00
100 – 5000 Hz	15.00
50 – 8000 HZ	20.00
50 – 15000 HZ	25.00
Video Digital Transport Service t TV-1	100.00
Analog (monthly)	
Wideband Data	100.00
Digital Data Service (DSS)	
2.4 kbps	40.00
4.8 kbps	45.00
9.6 kbps	50.00
19.2 kbps	55.00
56.0 kbps	60.00
64.0 kbps	65.00
High Capacity	
DS1	160.00
DS3	400.00
(3) Switched Access Service	
For Switched Access Service, other than Entrance Facilities, Direct-Trunked Transport and Multiplexing, no credit shall be allowed for an interruption of less than twenty-four (24) hours. The customer shall be credited for an interruption of twenty-four (24) hours or more at the rate of 1/30 of any applicable monthly charge, assumed usage, or minimum monthly usage charge for each period of twenty-four (24) hours or major fraction thereof that the interruption continues.	
For Switched Access service interrupted by an NXX isolation a credit will be given the billed customer of record utilizing the following formula:	
$300 \text{ Minutes of Use} \times \text{the appropriate switched access rate} \times \text{the number of trunks out of service} = \text{the credit allowance}$	
NXX isolation is defined as a situation whereby a customer in an NPA-NXX is unable to originate a call to the carrier network and/ or receive a call from the carrier network.	

III. GENERAL REGULATIONS (Continued)

<p>The credit will apply when an out of service condition of thirty (30) minutes or more occurs within the Telephone Company's switched facilities. The credit allowance will not be applied more than once per calendar month. A credit allowance will not be extended in accordance with conditions in <i>III.A.3.</i> and <i>III.G.4.b.</i> for repair of Telephone Company owned facilities.</p>	
<p>Switched Access Service Entrance Facilities, Direct-Trunked Transport and Multiplexing will be eligible for a credit allowance for each occurrence of a service interruption period greater than thirty (30) minutes. The maximum credit allowance will be \$200.00 for each out of service condition within the Telephone Company's facilities. The credit allowance will not exceed the monthly charge for the interrupted service and will not be applied more than once per calendar month. This credit allowance is applicable in all jurisdictions. A credit allowance will not be extended in accordance with conditions in <i>III.A.3.</i> and <i>III.G.4.b.</i> for repair of Telephone Company owned facilities.</p>	
<p>For Common Channel Signaling System 7 (CCS7) Access Service, described in Section <i>VII.B.7.</i> a credit allowance will be made for an interruption period of thirty (30) minutes or more. The allowance will be calculated at the rate of 1/1440 of the monthly charge for the portion of the service affected, for each thirty (30) minutes or major fraction thereof that the interruption continues.</p>	
<p>(4) When a Credit Allowance Does Not Apply</p> <p>Services will not be eligible for credits when any of the conditions set forth in Section <i>III.G.4.b.</i> following exist.</p>	
<p>(5) Use of an Alternative Service Provided by the Telephone Company</p> <p>Should the customer elect to use an alternative service provided by the Telephone Company during the period that a service is interrupted, the customer must pay the tariffed rates and charges for the alternative service used.</p>	
<p>(6) Temporary Surrender of a Service</p> <p>In certain instances, the customer may be requested by the Telephone Company to surrender a service for purposes other than maintenance, testing or activity relating to a service order. If the customer consents, a credit allowance will be granted. The credit allowance will be 1/440 of the monthly rate for each period of thirty (30) minutes or fraction thereof that the service is surrendered. In no case will the credit allowance exceed the monthly rate for the service surrendered in any one monthly billing period.</p>	

III. GENERAL REGULATIONS (Continued)

<p>b. Performance Commitment Program</p> <p>All refunds under the Performance Commitment Program will be provided as a credit adjustment to the customer's bill.</p> <p>Performance Commitment Program – Provisioning:</p> <p>The Telephone Company assures that orders for interstate access will be installed and available for customer use no later than the Service Date as referenced in Section VI.A.7., Access Order Service Date Intervals. The failure of the Telephone Company to meet the service date of an order will result in the refund of all NRCs associated with that order. The Telephone Company's liability for failure to meet this commitment is limited to the refund of the NRCs for the order associated with the missed Service Date.</p>											
<p>The customer has the option to subscribe to a National SLA Plan as set forth in Section III.G.3. following. When a customer subscribes to a National SLA Plan, credits under this Section III.G.1.b. do not apply to services covered by the National SLA Plan. The Performance Commitment Program - Provisioning does not apply when any of the conditions set forth in Section III.G.4.a. following exist.</p>											
<p>2. <i>Enhanced Service Level Agreements (Enhanced SLAs)</i></p> <p>Regulations pertaining to Enhanced SLAs are contained in this tariff as specified following:</p> <table border="0"> <thead> <tr> <th><u>Description</u></th><th><u>Tariff Reference</u></th></tr> </thead> <tbody> <tr> <td>Integrated Optical Service Rider SLAs</td><td>III.G.2.a.</td></tr> <tr> <td>(Reserved for Future Use)</td><td>III.G.2.b.</td></tr> <tr> <td>2009 Enhanced SLA Plan for Qualifying Services</td><td>III.G.2.c.</td></tr> <tr> <td>2010 Enhanced SLA Plan for Qualifying Services</td><td>III.G.2.d.</td></tr> </tbody> </table> <p>a. Integrated Optical Services Rider SLAs</p> <p>(3) General</p> <p>(a) With the exception of those Integrated Optical Service Riders provided subject to Section XXIV.A.3. following, the SLAs set forth in this Section III.G.2.a. apply to all other Integrated Optical Service Riders set forth in Section XXIV.A. following ("Qualifying Services").</p>	<u>Description</u>	<u>Tariff Reference</u>	Integrated Optical Service Rider SLAs	III.G.2.a.	(Reserved for Future Use)	III.G.2.b.	2009 Enhanced SLA Plan for Qualifying Services	III.G.2.c.	2010 Enhanced SLA Plan for Qualifying Services	III.G.2.d.	
<u>Description</u>	<u>Tariff Reference</u>										
Integrated Optical Service Rider SLAs	III.G.2.a.										
(Reserved for Future Use)	III.G.2.b.										
2009 Enhanced SLA Plan for Qualifying Services	III.G.2.c.										
2010 Enhanced SLA Plan for Qualifying Services	III.G.2.d.										
<p>(b) The monthly recurring rate(s) for the Qualifying Service are the Integrated Optical Service Rider Appearances.</p>											
<p>(c) To receive credit, the Telephone Company must receive from the customer a written request for credit within sixty (60) calendar days of the end of the calendar month in which the SLA threshold was missed. The customer's request for credit must be submitted to the appropriate Telephone Company in a manner mutually agreed upon by the Telephone Company and the customer. The request must include a list of the identification numbers of all impacted circuits.</p>											

III. GENERAL REGULATIONS (Continued)

<p>(4) Availability</p> <p>(a) Availability refers to the percentage of time over a calendar month that a Qualifying Service is able to transmit data over the Telephone Company's integrated optical service. A Qualifying Service is unavailable if data cannot be transmitted because of a failure of a facility component within the Telephone Company's integrated optical service that is used to furnish the Qualifying Service provided under this Tariff.</p>	
<p>(b) Availability is calculated as follows: $\text{Availability} = (1440 \times \text{Number of Days in Month}) - (\text{Number of Minutes the Service is unavailable during Month}) / (1440 \times \text{Number of Days in Month})$. The number of minutes the Service is unavailable is as determined by the Telephone Company.</p>	
<p>(c) The Telephone Company threshold for Availability under this Section in a calendar month is 99.999%.</p>	
<p>(d) If Availability under this Section is less than the threshold, then a credit equal to twenty-five percent (25%) of the monthly recurring rate(s) for the affected Qualifying Service applies. Only one (1) such credit is allowed in a single month's billing period.</p>	
<p>(5) Mean Time to Restore (MTTR)</p> <p>(a) MTRR applies to an interruption of service that is within the Telephone Company's integrated optical service.</p>	
<p>(b) Interruption of service is defined as a condition which renders a Qualifying Service unusable to the customer (i.e., data cannot be transmitted) because of a failure of a facility within the Telephone Company's integrated optical service that is used to furnish the Qualifying Service under this tariff. The Telephone Company will initiate a trouble ticket on all DS1 Qualifying Service interruptions reported by the customer. The Telephone Company will initiate a trouble ticket on all DS3 Qualifying Service interruptions reported by the customer and/ or detected by the Telephone Company's network.</p>	

III. GENERAL REGULATIONS (Continued)

	<p>(c) MTTR for a calendar month shall be the average of all Time to Restore (TTR), as calculated by the Telephone Company. The TTR is the period of time the Qualifying Service is unavailable between the opening and closing of the trouble ticket, minus any stop clock time that was logged against the trouble ticket. Stop clock time includes, by way of example, the following times:</p> <ul style="list-style-type: none">- Periods when customer testing is occurring.- Periods when the customer is working on its own Customer Premises Equipment (CPE) and has not yet released the Qualifying Service to the Telephone Company for maintenance, testing or repair.- Periods when the Telephone Company is awaiting customer authorization to commence work on the Qualifying Service.- Periods when the Telephone Company is denied access to premises or facilities necessary to diagnose, repair, or test a Qualifying Service.- Periods following repair of the Qualifying Service when the ticket is held open by the customer to ensure the trouble is resolved.	
	<p>(d) MTTR is calculated by summing TTR for all measured tickets for the customer for the calendar month and dividing by the total number of tickets for that customer during that month.</p>	
	<p>(e) MTTR excludes any subsequent reports (i.e., additional customer inquiries while the trouble is pending), CPE troubles, trouble found on the customer's side of the point of demarcation, no trouble found, troubles closed due to customer action, force majeure events, and troubles repaired by the Telephone Company prior to receipt of a trouble report on that Qualifying Service.</p>	
	<p>(f) The threshold for MTTR in a calendar month is 2.5 hours for Qualifying Services.</p>	
	<p>(g) If the MTTR is greater than 2.5 hours over the calendar month for all of customer's Qualifying Services, then a credit equal to twenty-five percent (25%) of the monthly recurring rate(s) for the affected Qualifying Service applies for those Qualifying Services that were the subject of a trouble ticket during the measured calendar month whose TTR exceeded 2.5 hours. Only one (1) such credit is allowed in a single month's billing period. If the MTTR is 2.5 hours or less on all of customer's Qualifying Services, then no credit applies to any Qualifying Service, even if the TTR on a particular Qualifying Service exceeded such threshold.</p>	
	<p>(6) Qualifying Services will not be included in threshold measurements under this Section III.G.2.a. and will not be eligible for credits under this Section III.G.2.a. when any of the conditions set forth in Section III.G.4.b. following exist.</p>	
	<p>b. (Reserved for Future Use)</p>	

III. GENERAL REGULATIONS (Continued)

<p>c. 2009 Enhanced SLA Plan for Qualifying Services</p> <p>For certain DS1 and DS3 Special Access Services, the 2009 Enhanced SLA Plan for Qualifying Services (2009 Enhanced SLA Plan) is available, at the option of the customer, in lieu of National SLAs and Basic SLAs. The 2009 Enhanced SLA Plan specifies performance criteria against which actual performance for Qualifying Services will be compared. The 2009 Enhanced SLA Plan provides a customer with credit in the event the Telephone Company does not meet the defined performance criteria.</p> <p>(1) General</p> <p>(a) The 2009 Enhanced SLA Plan is available at the customer's option. The customer must subscribe to the 2009 Enhanced SLA Plan in accordance with (b) following.</p>	
<p>(b) During the period that a customer participates in the 2009 Enhanced SLA Plan, for the states for which the customer participates in the 2009 Enhanced SLA Plan, the customer will not be eligible to receive credits for Qualifying Services (as defined in (1)(d) following) under Section III.G.1. preceding, Basic Service Level Agreements (Basic SLAs). During the period that a customer participates in the 2009 Enhanced SLA Plan, the customer will not be eligible to receive credits for Qualifying Services (as defined in (1)(d) following) under Section III.G.3. following, National Service Level Agreements (National SLAs).</p>	
<p>(c) The 2009 Enhanced SLA Plan includes the following:</p> <p>(i) On Time Provisioning, as set forth in (3) following, and</p>	
<p>(ii) Availability, as set forth in (4) following.</p>	
<p>(d) The 2009 Enhanced SLA Plan applies to the following services ("Qualifying Services"):</p> <p>(i) DS1</p> <p>High Capacity DS1 Service, as set forth in Section VIII.K. following.</p>	
<p>(ii) DS3</p> <p>High Capacity DS3 Service, as set forth in Section VIII.K. following.</p>	
<p>(e) A Qualifying Service will be included in the 2009 Enhanced SLA Plan only if it includes one (1) or more of the following rate elements:</p> <p>- Circuit Termination (as described in Section VIII.B.1.a. following), or</p>	
<p>- Circuit Mileage (as described in Section VIII.B.1.b. following).</p>	
<p>Credits under the 2009 Enhanced SLA Plan shall apply only to Qualifying Services included in the 2009 Enhanced SLA Plan.</p>	

III. GENERAL REGULATIONS (Continued)

<p>(f) For any calendar month, the combined total of all credits applied to an individual Qualifying Service pursuant to this tariff may not exceed the total nonrecurring installation charges billed to the customer for that individual Qualifying Service for that calendar month plus one (1) month of the monthly recurring charges billed to the customer for that individual Qualifying Service.</p>	
<p>(2) Subscription and Term of the 2009 Enhanced SLA</p> <p>(a) To participate in the 2009 Enhanced SLA Plan, the customer must submit a subscription, in writing, to the Telephone Company. The subscription shall include information needed by the Telephone Company to identify the customer and the Qualifying Services (including, for example, an Access Customer Name Abbreviation (ACNA) for the customer or a list of all Billing Account Numbers (BANs) and circuit IDs for Qualifying Services.</p>	
<p>(b) The customer must designate the region for which it is subscribing, which must include two (2) or more states. The customer may subscribe to the 2009 Enhanced SLA Plan for all of the states covered by this tariff or for only some of the states covered by this tariff. However, the customer must either subscribe to the 2009 Enhanced SLA Plan set forth in this tariff for at least two (2) states in which the customer has Qualifying Services, or subscribe to the 2009 Enhanced SLA Plan set forth in this tariff for one state in which the customer has Qualifying Services and to the 2009 Enhanced SLA Plan for Qualifying Services set forth in The Telephone Company's Tariff F.C.C. No. 4, Section III.G.2.c., or Tariff F.C.C. No. 5, Section III.H.2.c., for at least one other state in which the customer has Qualifying Services.</p>	
<p>The customer must designate on its subscription the states for which the customer is subscribing to the 2009 Enhanced SLA Plan. All of the customer's ACNAs within the designated states must be included in the 2009 Enhanced SLA Plan. If after a customer has subscribed to the 2009 Enhanced SLA Plan for a state the customer acquires an additional ACNA(s) for that state, the customer must submit a subscription adding such ACNA(s) to the 2009 Enhanced SLA Plan. If the customer does not have an ACNA, all of its BANs within the designated states must be included in the 2009 Enhanced SLA Plan. If after a customer who does not have an ACNA has subscribed to the 2009 Enhanced SLA Plan for a state, the customer acquires an additional BAN(s) for that state, the customer must submit a subscription adding such BAN(s) to the 2009 Enhanced SLA Plan. Subject to acceptance of the subscription for the additional ACNA(s) or BAN(s) by the Telephone Company, the subscription for the additional ACNA(s) or BAN(s) shall become effective within the same time frame as the time frame for a new subscription to the 2009 Enhanced SLA Plan to become effective as provided in (2)(d) following.</p>	

III. GENERAL REGULATONS (Continued)

<p>(c) As a condition for participation in the 2009 Enhanced SLA Plan, there must be a combined total of at least thirty-five (35) measured transactions (combined total orders and trouble reports) for the customer per calendar month measured under (3) and (4) following and the Telephone Company's Tariff F.C.C. No. 4, Sections III.G.2.c.(3) and (4), and Tariff F.C.C. No. 5, Sections III.H.2.c.(3) and (4). In addition, at least fifty percent (50%) of the combined total number of transactions (combined total orders and trouble reports) for the customer measured under (3) and (4) following and the Telephone Company's Tariff F.C.C. No. 4, Sections III.G.2.c.(3) and (4), and Tariff F.C.C. No. 5, Sections III.H.2.c.(3) and (4), must be electronic transactions. Failure to maintain either of these minimum requirements for three (3) consecutive months, except when the failure is due to the unavailability of Telephone Company systems for electronic submission of ordering and repair transactions, will result in termination of the customer's subscription to the 2009 Enhanced SLA Plan. The Telephone Company will provide the customer written notice of such termination. Such termination shall be effective at 11:59 p.m. on the last day of the calendar month following the calendar month in which the Telephone Company provided the customer notice of termination. Following such termination, the customer may not resubscribe to the 2009 Enhanced SLA Plan.</p>	
<p>(d) The 2009 Enhanced SLA Plan will become effective for a qualifying customer on a date agreed to by the customer and the Telephone Company that is within sixty (60) days following receipt and acceptance by the Telephone Company of the customer's written subscription request (provided that the 2009 Enhanced SLA Plan shall not become effective for a customer prior to January 1, 2009). All subscriptions will become effective on the first (1st) day of a calendar month. A subscription will apply to the calendar month in which it becomes effective and to each calendar month thereafter through December 2009, unless cancelled sooner in accordance with this Tariff. The 2009 Enhanced SLA Plan will end on December 31, 2009, unless cancelled sooner by the Telephone Company. The Telephone Company will not perform any measurements under the 2009 Enhanced SLA Plan for months after December 2009. The customer will not receive any credits under the 2009 Enhanced SLA Plan for months after December 2009.</p>	
<p>(e) A customer who has initially subscribed to the 2009 Enhanced SLA Plan for less than all of the states covered by this tariff may add one (1) or more additional states to the 2009 Enhanced SLA Plan by submitting a subscription for these additional states. Subject to acceptance of the subscription by the Telephone Company, the subscription for an additional state shall become effective within the same time frame as the time frame for a new subscription to the 2009 National SLA Plan to become effective as provided in (2)(d) preceding. Subject to the requirement for participation of at least two (2) states in the 2009 Enhanced SLA Plan as provided in (2)(b) preceding, a customer who has subscribed to the 2009 Enhanced SLA Plan may remove one (1) or more states from the 2009 Enhanced SLA Plan. The removal of a state from the 2009 Enhanced SLA Plan shall become effective within the same time frame as the time frame for termination of the 2009 Enhanced SLA Plan to become effective as provided in (2)(f) following. If a customer removes a state from the 2009 Enhanced SLA Plan, the customer may not resubscribe to the 2009 Enhanced SLA Plan for that state.</p>	

III. GENERAL REGULATIONS (Continued)

<p>(f) A customer may terminate its subscription for the 2009 Enhanced SLA Plan by providing written notice of termination to the Telephone Company. If the customer's notice of termination is received by the Telephone Company on or before the 20th day of a calendar month, the termination shall be effective at 11:59 p.m. on the last day of the calendar month in which such notice of termination is received by the Telephone Company. For instance, if the Telephone Company receives the notice of termination on October 19th, the termination will be effective at 11:59 p.m. on October 31st. If the customer's notice of termination is received by the Telephone Company after the 20th day of a calendar month, the termination will be effective at 11:59 p.m. on the last day of the calendar month following the calendar month in which the Telephone Company receives the notice of termination. For instance, if the Telephone Company receives the notice of termination on October 27th, the termination will be effective at 11:59 p.m. on November 30th.</p>	
<p>(3) On Time Provisioning</p> <p>(a) On Time Provisioning is defined as the Telephone Company providing service to the customer no later than the confirmed Service Date (Due Date) (as defined in Section <i>III.F.</i> preceding) provided by the Telephone Company to the customer. The Due Date is provided to the customer after the order has been verified for order accuracy, availability of required facilities and components, and completion of ordering and design related forms and documents (including, by way of example, network design, configuration, and data gathering form(s) and ASRs).</p>	
<p>(b) Subject to Section <i>III.G.4.a.</i> following, failure to meet the Due Date for installation of an individual Qualifying Service due to Telephone Company reasons will result in a one-time credit equal to the sum of one hundred percent (100%) of the applicable nonrecurring installation charge(s) (described in Section <i>VIII.B.1.d.</i> following) billed to the customer for that individual Qualifying Service plus ten percent (10%) of one (1) month of the monthly recurring charge(s)² billed to the customer for that individual Qualifying Service.</p>	

² The monthly recurring charge(s) (MRC(s)) for the individual Qualifying Service will consist of all applicable monthly recurring rate elements charged to that individual Qualifying Service.

III. GENERAL REGULATIONS (Continued)

<p>(c) Only one (1) credit under this Section <i>III.G.2.c.(3)</i> will be applied to an individual Qualifying Service, regardless of the number of missed Due Dates on that individual Qualifying Service. For any calendar month, the combined total of all credits applied pursuant to this tariff to an individual Qualifying Service that was not installed by the Due Date may not exceed the total nonrecurring installation charges billed to the customer for that individual Qualifying Service for that calendar month plus one (1) month of the monthly recurring charges billed to the customer for that individual Qualifying Service. The monthly recurring charges for the individual Qualifying Service will consist of all applicable monthly recurring rate elements charged to that individual Qualifying Service. This limitation shall apply even if the customer is eligible for credits under two (2) or more sections of this tariff (for example, under both (3) and (4)).</p>	
<p>(d) Qualifying Services will not be eligible for credits under this Section <i>III.G.2.c.(3)</i>, when any of the conditions set forth in Section <i>III.G.4.a.</i> following exist.</p>	
<p>(4) Availability</p> <p>(a) Availability refers to the percentage of time that an individual Qualifying Service is available for customer use during a calendar month. The Telephone Company threshold for Availability is 99.90% in a calendar month. The Telephone Company will not round up the calculation to reach the 99.90% threshold.</p>	
<p>(b) Availability as calculated for an individual Qualifying Service = $\frac{[(1440 \text{ minutes} \times \text{number of calendar days in the calendar month}) - (\text{number of minutes out of service during the calendar month})]}{(1440 \text{ minutes} \times \text{number of calendar days in the calendar month})} \times 100$.</p>	
<p>For example, if an individual Qualifying Service was out of service over the course of a thirty (30) calendar day month for one hundred twenty (120) minutes, Availability would be calculated as follows:</p> <p>$\frac{[(1440 \text{ minutes} \times 30 \text{ days}) - 120 \text{ minutes out of service}]}{(1440 \text{ minutes} \times 30 \text{ days})} \times 100 = \text{Percent Availability}$</p> <p>$\frac{[43,200 - 120]}{43,200} \times 100 = \text{Percent Availability}$</p> <p>$\frac{43,080}{43,200} \times 100 = \text{Percent Availability}$</p> <p>$0.99722 \times 100 = 99.72\% \text{ Availability}$</p>	
<p>(c) A Qualifying Service is out of service (interrupted) when it becomes unusable to the customer because of a failure of a facility component within the Telephone Company's network that is used to furnish service under this tariff.</p>	

III. GENERAL REGULATIONS (Continued)

<p>(d) Availability for a calendar month is based on the cumulative total of all service interruptions on the individual Qualifying Service as calculated by the Telephone Company. In calculating Availability, the number of minutes out of service is equal to and computed in the same fashion as the Telephone Company computes the number of minutes for time to repair (TTR) as described in this Section III.G.2.c.(4)(d) following. TTR applies to a customer-reported service interruption on a Qualifying Service that is within the Telephone Company's network (outside plant or central office). When the customer reports trouble to the Telephone Company, a trouble ticket is opened. TTR is the restored date and time (the trouble ticket closed time) minus the reported date and time (the trouble ticket start time) minus any stop clock time associated with hold, no access, or suspend that was logged against the trouble ticket. Stop clock time includes, by way of example, the following times:</p> <p>(i) Periods when customer testing is occurring.</p>	
<p>(ii) Periods when the customer is working on its own Customer Premises Equipment (CPE) and has not yet released the Qualifying Service to the Telephone Company for maintenance, testing or repair.</p>	
<p>(iii) Periods when the Telephone Company is awaiting customer authorization to commence work on the Qualifying Service.</p>	
<p>(iv) Periods when the Telephone Company is denied access to premises or facilities necessary to diagnose, repair, or test a Qualifying Service.</p>	
<p>(v) Periods following repair of a Qualifying Service when the ticket is held open by the customer to ensure the trouble is resolved.</p>	
<p>(e) Measurements of Availability exclude any subsequent reports (i.e., additional customer inquiries while the trouble is pending), CPE troubles, trouble found on the customer's side of the point of demarcation, troubles closed due to customer action, and troubles repaired by the Telephone Company prior to receipt of a trouble report on that Qualifying Service.</p>	

III. GENERAL REGULATIONS (Continued)

<p>(f) Subject to Section <i>III.G.4.b.</i> following, if Availability for a measured calendar month is less than 99.90% for an eligible individual Qualifying Service, a one-time credit equal to a percentage of one (1) month of the monthly recurring charge(s) (MRCs)³ billed to the customer for that individual Qualifying Service will apply to the individual Qualifying Service that did not meet the threshold as set forth in the following table.</p> <table> <tr> <th><u>Availability Percentage</u></th><th><u>Credit Allowance</u></th></tr> <tr> <td>Equal to or greater than 99.90%</td><td>None</td></tr> <tr> <td>99.57% to 99.89%</td><td>10% MRC</td></tr> <tr> <td>99.28% to 99.56%</td><td>20% MRC</td></tr> <tr> <td>98.90% to 99.24%</td><td>30% MRC</td></tr> <tr> <td>Less than 98.90%</td><td>40% MRC</td></tr> </table>	<u>Availability Percentage</u>	<u>Credit Allowance</u>	Equal to or greater than 99.90%	None	99.57% to 99.89%	10% MRC	99.28% to 99.56%	20% MRC	98.90% to 99.24%	30% MRC	Less than 98.90%	40% MRC	
<u>Availability Percentage</u>	<u>Credit Allowance</u>												
Equal to or greater than 99.90%	None												
99.57% to 99.89%	10% MRC												
99.28% to 99.56%	20% MRC												
98.90% to 99.24%	30% MRC												
Less than 98.90%	40% MRC												
<p>(g) Only one (1) credit under this Section <i>III.G.2.c.(4)</i> will be applied in a calendar month to an individual Qualifying Service. For any calendar month, the combined total of all credits applied pursuant to this tariff to an individual Qualifying Service whose Availability was less than the 99.90% threshold may not exceed the total nonrecurring installation charges billed to the customer for that individual Qualifying Service for that calendar month plus one (1) month of the monthly recurring charges billed to the customer for that individual Qualifying Service. The monthly recurring charges for the Qualifying Service will consist of all applicable monthly recurring rate elements charged to that Qualifying Service. This limitation shall apply even if the customer is eligible for credits under two (2) or more sections of this tariff (for example, under both (3) and (4)).</p>													
<p>(h) Qualifying Services will not be included in threshold measurements under this Section <i>III.G.2.c.(4)</i> and will not be eligible for credits under this Section <i>III.G.2.c.(4)</i>, when any of the conditions set forth in Section <i>III.G.4.b.</i> following exist.</p>													

³ The monthly recurring charge(s) (MRC(s)) for the individual Qualifying Service will consist of all applicable monthly recurring rate elements charged to that individual Qualifying Service.

III. GENERAL REGULATIONS (Continued)

<p>d. 2010 Enhanced SLA Plan for Qualifying Services</p> <p>For certain DS1 and DS3 Special Access Services, the 2010 Enhanced SLA Plan for Qualifying Services (2010 Enhanced SLA Plan) is available, at the option of the customer, in lieu of National SLAs and Basic SLAs. The 2010 Enhanced SLA Plan specifies performance criteria against which actual performance for Qualifying Services will be compared. The 2010 Enhanced SLA Plan provides a customer with credit in the event the Telephone Company does not meet the defined performance criteria.</p> <p>(1) General</p> <p>(a) The 2010 Enhanced SLA Plan is available at the customer's option. The customer must subscribe to the 2010 Enhanced SLA Plan in accordance with (b) following.</p>	
<p>(b) During the period that a customer participates in the 2010 Enhanced SLA Plan, for the states for which the customer participates in the 2010 Enhanced SLA Plan, the customer will not be eligible to receive credits for Qualifying Services (as defined in (1)(d) following) under Section III.G.1. preceding, Basic Service Level Agreements (Basic SLAs). During the period that a customer participates in the 2010 Enhanced SLA Plan, the customer will not be eligible to receive credits for Qualifying Services (as defined in (1)(d) following) under Section III.G.3. following, National Service Level Agreements (National SLAs).</p>	
<p>(c) The 2010 Enhanced SLA Plan includes the following:</p> <p>(i) On Time Provisioning, as set forth in (3) following, and</p>	
<p>(ii) Availability, as set forth in (4) following.</p>	
<p>(d) The 2010 Enhanced SLA Plan applies to the following services ("Qualifying Services"):</p> <p>(i) DS1</p> <p>High Capacity DS1 Service, as set forth in Section VIII.K. following.</p>	
<p>(ii) DS3</p> <p>High Capacity DS3 Service, as set forth in Section VIII.K. following.</p>	
<p>(e) A Qualifying Service will be included in the 2010 Enhanced SLA Plan only if it includes one (1) or more of the following rate elements:</p> <ul style="list-style-type: none"> - Circuit Termination (as described in Section VIII.B.1.a. following), or - Circuit Mileage (as described in Section VIII.B.1.b. following). <p>Credits under the 2010 Enhanced SLA Plan shall apply only to Qualifying Services included in the 2010 Enhanced SLA Plan.</p>	

III. GENERAL REGULATIONS (Continued)

<p>(f) For any calendar month, the combined total of all credits applied to an individual Qualifying Service pursuant to this tariff may not exceed the total nonrecurring installation charges billed to the customer for that individual Qualifying Service for that calendar month plus one (1) month of the monthly recurring charges billed to the customer for that individual Qualifying Service.</p>	
<p>(2) Subscription and Term of the 2010 Enhanced SLA</p> <p>(a) To participate in the 2010 Enhanced SLA Plan, the customer must submit a subscription, in writing, to the Telephone Company. The subscription shall include information needed by the Telephone Company to identify the customer and the Qualifying Services (including, for example, an Access Customer Name Abbreviation (ACNA) for the customer or a list of all Billing Account Numbers (BANs) and circuit IDs for Qualifying Services.</p>	
<p>(b) The customer must designate the region for which it is subscribing, which must include two (2) or more states. The customer may subscribe to the 2010 Enhanced SLA Plan for all of the states covered by this tariff or for only some of the states covered by this tariff. However, the customer must either subscribe to the 2010 Enhanced SLA Plan set forth in this tariff for at least two (2) states in which the customer has Qualifying Services, or subscribe to the 2010 Enhanced SLA Plan set forth in this tariff for one (1) state in which the customer has Qualifying Services and to the 2010 Enhanced SLA Plan for Qualifying Services set forth in the Telephone Company's Tariff F.C.C. No. 4, Section III.G.2.d., or Tariff F.C.C. No. 5, Section III.H.2.d., for at least one (1) other state in which the customer has Qualifying Services.</p>	
<p>The customer must designate on its subscription the states for which the customer is subscribing to the 2010 Enhanced SLA Plan. All of the customer's ACNAs within the designated states must be included in the 2010 Enhanced SLA Plan. If after a customer has subscribed to the 2010 Enhanced SLA Plan for a state the customer acquires an additional ACNA(s) for that state, the customer must submit a subscription adding such ACNA(s) to the 2010 Enhanced SLA Plan. If the customer does not have an ACNA, all of its BANs within the designated states must be included in the 2010 Enhanced SLA Plan. If after a customer who does not have an ACNA has subscribed to the 2010 Enhanced SLA Plan for a state, the customer acquires an additional BAN(s) for that state, the customer must submit a subscription adding such BAN(s) to the 2010 Enhanced SLA Plan. Subject to acceptance of the subscription for the additional ACNA(s) or BAN(s) by the Telephone Company, the subscription for the additional ACNA(s) or BAN(s) shall become effective within the same time frame as the time frame for a new subscription to the 2010 Enhanced SLA Plan to become effective as provided in (2)(d) following.</p>	

III. GENERAL REGULATIONS (Continued)

<p>(c) As a condition for participation in the 2010 Enhanced SLA Plan, there must be a combined total of at least thirty-five (35) measured transactions (combined total orders and trouble reports) for the customer per calendar month measured under (3) and (4) following and the Telephone Company's Tariff F.C.C. No. 4, Sections III.G.2.d.(3) and (4), and Tariff F.C.C. No. 5, Sections III.H.2.d.(3) and (4). In addition, at least fifty percent (50%) of the combined total number of transactions (combined total orders and trouble reports) for the customer measured under (3) and (4) following and the Telephone Company's Tariff F.C.C. No. 4, Sections III.G.2.d.(3) and (4), and Tariff F.C.C. No. 5, Sections III.H.2.d.(3) and (4), must be electronic transactions. Failure to maintain either of these minimum requirements for three (3) consecutive months, except when the failure is due to the unavailability of Telephone Company systems for electronic submission of ordering and repair transactions, will result in termination of the customer's subscription to the 2010 Enhanced SLA Plan. The Telephone Company will provide the customer written notice of such termination. Such termination shall be effective at 11:59 p.m. on the last day of the calendar month following the calendar month in which the Telephone Company provided the customer notice of termination. Following such termination, the customer may not resubscribe to the 2010 Enhanced SLA Plan.</p>	
<p>(d) The 2010 Enhanced SLA Plan will become effective for a qualifying customer on a date agreed to by the customer and the Telephone Company that is within sixty (60) days following receipt and acceptance by the Telephone Company of the customer's written subscription request (provided that the 2010 Enhanced SLA Plan shall not become effective for a customer prior to January 1, 2010). All subscriptions will become effective on the first day of a calendar month. A subscription will apply to the calendar month in which it becomes effective and to each calendar month thereafter through December 2011, unless cancelled sooner in accordance with this Tariff. The 2010 Enhanced SLA Plan will end on December 31, 2011, unless cancelled sooner by the Telephone Company. The Telephone Company will not perform any measurements under the 2010 Enhanced SLA Plan for months after December 2011. The customer will not receive any credits under the 2010 Enhanced SLA Plan for months after December 2011.</p>	
<p>(e) A customer who has initially subscribed to the 2010 Enhanced SLA Plan for less than all of the states covered by this tariff may add one (1) or more additional states to the 2010 Enhanced SLA Plan by submitting a subscription for these additional states. Subject to acceptance of the subscription by the Telephone Company, the subscription for an additional state shall become effective within the same time frame as the time frame for a new subscription to the 2010 National SLA Plan to become effective as provided in (2)(d) preceding. Subject to the requirement for participation of at least two (2) states in the 2010 Enhanced SLA Plan as provided in (2)(b) preceding, a customer who has subscribed to the 2010 Enhanced SLA Plan may remove one (1) or more states from the 2010 Enhanced SLA Plan. The removal of a state from the 2010 Enhanced SLA Plan shall become effective within the same time frame as the time frame for termination of the 2010 Enhanced SLA Plan to become effective as provided in (2)(f) following. If a customer removes a state from the 2010 Enhanced SLA Plan, the customer may not resubscribe to the 2010 Enhanced SLA Plan for that state.</p>	

III. GENERAL REGULATONS (Continued)

<p>(f) A customer may terminate its subscription for the 2010 Enhanced SLA Plan by providing written notice of termination to the Telephone Company. If the customer's notice of termination is received by the Telephone Company on or before the 20th day of a calendar month, the termination shall be effective at 11:59 p.m. on the last day of the calendar month in which such notice of termination is received by the Telephone Company. For instance, if the Telephone Company receives the notice of termination on October 19th, the termination will be effective at 11:59 p.m. on October 31st. If the customer's notice of termination is received by the Telephone Company after the twentieth (20th) day of a calendar month, the termination will be effective at 11:59 p.m. on the last day of the calendar month following the calendar month in which the Telephone Company receives the notice of termination. For instance, if the Telephone Company receives the notice of termination on October 27th, the termination will be effective at 11:59 p.m. on November 30th.</p>	
<p>(3) On Time Provisioning</p> <p>(a) On Time Provisioning is defined as the Telephone Company providing service to the customer no later than the confirmed Service Date (Due Date) (as defined in Section <i>III.F.</i> preceding) provided by the Telephone Company to the customer. The Due Date is provided to the customer after the order has been verified for order accuracy, availability of required facilities and components, and completion of ordering and design related forms and documents (including, by way of example, network design, configuration, and data gathering form(s) and ASRs).</p>	
<p>(b) Subject to Section <i>III.G.4.a.</i> following, failure to meet the Due Date for installation of an individual Qualifying Service due to Telephone Company reasons will result in a one-time credit equal to the sum of one hundred percent (100%) of the applicable nonrecurring installation charge(s) (described in Section <i>VIII.B.1.d.</i> following) billed to the customer for that individual Qualifying Service plus ten percent (10%) of one (1) month of the monthly recurring charge(s) billed to the customer for that individual Qualifying Service.</p>	
<p>(c) Only one (1) credit under this Section <i>III.G.2.d.(3)</i> will be applied to an individual Qualifying Service, regardless of the number of missed Due Dates on that individual Qualifying Service. For any calendar month, the combined total of all credits applied pursuant to this tariff to an individual Qualifying Service that was not installed by the Due Date may not exceed the total nonrecurring installation charges billed to the customer for that individual Qualifying Service for that calendar month plus one (1) month of the monthly recurring charges billed to the customer for that individual Qualifying Service. The monthly recurring charges for the individual Qualifying Service will consist of all applicable monthly recurring rate elements charged to that individual Qualifying Service. This limitation shall apply even if the customer is eligible for credits under two (2) or more sections of this tariff (for example, under both (3) and (4)).</p>	
<p>(d) Qualifying Services will not be eligible for credits under this Section <i>III.G.2.d.(3)</i>, when any of the conditions set forth in Section <i>III.G.4.a.</i> following exist.</p>	

III. GENERAL REGULATIONS (Continued)

<p>(4) Availability</p> <p>(a) Availability refers to the percentage of time that an individual Qualifying Service is available for customer use during a calendar month. The Telephone Company threshold for Availability is 99.90% in a calendar month. The Telephone Company will not round up the calculation to reach the 99.90% threshold.</p>	
<p>(b) Availability as calculated for an individual Qualifying Service = $[(1440 \text{ minutes} \times \text{number of calendar days in the calendar month}) - (\text{number of minutes out of service during the calendar month})] / (1440 \text{ minutes} \times \text{number of calendar days in the calendar month}) \times 100$.</p>	
<p>For example, if an individual Qualifying Service was out of service over the course of a thirty (30) calendar day month for one hundred twenty (120) minutes, Availability would be calculated as follows:</p> <p>$[(1440 \text{ minutes} \times 30 \text{ days}) - 120 \text{ minutes out of service}] / (1440 \text{ minutes} \times 30 \text{ days}) \times 100 = \text{Percent Availability}$</p> <p>$[(43,200 - 120) / 43,200] \times 100 = \text{Percent Availability}$</p> <p>$(43,080 / 43,200) \times 100 = \text{Percent Availability}$</p> <p>$0.99722 \times 100 = 99.72\% \text{ Availability}$</p>	
<p>(c) A Qualifying Service is out of service (interrupted) when it becomes unusable to the customer because of a failure of a facility component within the Telephone Company's network that is used to furnish service under this tariff.</p>	
<p>(d) Availability for a calendar month is based on the cumulative total of all service interruptions on the individual Qualifying Service as calculated by the Telephone Company. In calculating Availability, the number of minutes out of service is equal to and computed in the same fashion as the Telephone Company computes the number of minutes for time to repair (TTR) as described in this Section <i>III.G.2.d.(4)(d)</i> following. TTR applies to a customer-reported service interruption on a Qualifying Service that is within the Telephone Company's network (outside plant or central office). When the customer reports trouble to the Telephone Company, a trouble ticket is opened. TTR is the restored date and time (the trouble ticket closed time) minus the reported date and time (the trouble ticket start time) minus any stop clock time associated with hold, no access, or suspend that was logged against the trouble ticket. Stop clock time includes, by way of example, the following times:</p> <p>(i) Periods when customer testing is occurring.</p>	
<p>(ii) Periods when the customer is working on its own Customer Premises Equipment (CPE) and has not yet released the Qualifying Service to the Telephone Company for maintenance, testing or repair.</p>	

III. GENERAL REGULATIONS (Continued)

(iii) Periods when the Telephone Company is awaiting customer authorization to commence work on the Qualifying Service.													
(iv) Periods when the Telephone Company is denied access to premises or facilities necessary to diagnose, repair, or test a Qualifying Service.													
(v) Periods following repair of a Qualifying Service when the ticket is held open by the customer to ensure the trouble is resolved.													
(e) Measurements of Availability exclude any subsequent reports (i.e., additional customer inquiries while the trouble is pending), CPE troubles, trouble found on the customer's side of the point of demarcation, troubles closed due to customer action, and troubles repaired by the Telephone Company prior to receipt of a trouble report on that Qualifying Service.													
<p>(f) Subject to Section <i>III.G.4.b.</i> following, if Availability for a measured calendar month is less than 99.90% for an eligible individual Qualifying Service, a one-time credit equal to a percentage of one (1) month of the monthly recurring charge(s) (MRCs)⁴ billed to the customer for that individual Qualifying Service will apply to the individual Qualifying Service that did not meet the threshold as set forth in the following table.</p> <table> <tr> <th data-bbox="500 953 784 1014"><u>Availability Percentage</u></th><th data-bbox="906 953 1105 982"><u>Credit Allowance</u></th></tr> <tr> <td data-bbox="500 1045 784 1075">Equal to or greater than 99.90%</td><td data-bbox="971 1045 1040 1075">None</td></tr> <tr> <td data-bbox="500 1106 721 1136">99.57% to 99.89%</td><td data-bbox="943 1106 1068 1136">10% MRC</td></tr> <tr> <td data-bbox="500 1136 721 1165">99.28% to 99.56%</td><td data-bbox="943 1136 1068 1165">20% MRC</td></tr> <tr> <td data-bbox="500 1165 721 1194">98.90% to 99.24%</td><td data-bbox="943 1165 1068 1194">30% MRC</td></tr> <tr> <td data-bbox="500 1194 716 1224">Less than 98.90%</td><td data-bbox="943 1194 1068 1224">40% MRC</td></tr> </table>		<u>Availability Percentage</u>	<u>Credit Allowance</u>	Equal to or greater than 99.90%	None	99.57% to 99.89%	10% MRC	99.28% to 99.56%	20% MRC	98.90% to 99.24%	30% MRC	Less than 98.90%	40% MRC
<u>Availability Percentage</u>	<u>Credit Allowance</u>												
Equal to or greater than 99.90%	None												
99.57% to 99.89%	10% MRC												
99.28% to 99.56%	20% MRC												
98.90% to 99.24%	30% MRC												
Less than 98.90%	40% MRC												

⁴ The monthly recurring charge(s) (MRC(s)) for the individual Qualifying Service consist of all applicable monthly recurring rate elements charged to that individual Qualifying Service.

III. GENERAL REGULATIONS (Continued)

<p>(g) Only one (1) credit under this Section <i>III.G.2.d.(4)</i> will be applied in a calendar month to an individual Qualifying Service. For any calendar month, the combined total of all credits applied pursuant to this tariff to an individual Qualifying Service whose Availability was less than the 99.90% threshold may not exceed the total nonrecurring installation charges billed to the customer for that individual Qualifying Service for that calendar month plus one (1) month of the monthly recurring charges billed to the customer for that individual Qualifying Service. The monthly recurring charges for the Qualifying Service will consist of all applicable monthly recurring rate elements charged to that Qualifying Service. This limitation shall apply even if the customer is eligible for credits under two (2) or more sections of this tariff (for example, under both (3) and (4)).</p>									
<p>(h) Qualifying Services will not be included in threshold measurements under this Section <i>III.G.2.d.(4)</i> and will not be eligible for credits under this Section <i>III.G.2.d.(4)</i>, when any of the conditions set forth in Section <i>III.G.4.b.</i> following exist.</p>									
<p>3. National Service Level Agreements (National SLAs)</p> <p>Regulations pertaining to National SLAs are contained in this tariff as specified following:</p> <table border="1"> <thead> <tr> <th><u>Description</u></th><th><u>Tariff Reference</u></th></tr> </thead> <tbody> <tr> <td>2009 National SLA Plan for Qualifying Services</td><td><i>III.G.3.a.</i></td></tr> <tr> <td>2010 National SLA Plan for Qualifying Services</td><td><i>III.G.3.b.</i></td></tr> <tr> <td>(Reserved for Future Use)</td><td><i>III.G.3.c.</i></td></tr> </tbody> </table> <p>a. 2009 National SLA Plan for Qualifying Services</p> <p>For certain DS1 and DS3 Special Access Services, the 2009 National SLA Plan for Qualifying Services (2009 National SLA Plan) is available, at the option of the customer, in lieu of Enhanced SLAs and certain Basic SLAs. The 2009 National SLA Plan specifies performance criteria against which actual performance for Qualifying Services will be compared. The 2009 National SLA Plan provides a customer with credit in the event the Telephone Company does not meet the defined performance criteria.</p> <p>(1) General</p> <p>(a) The 2009 National SLA Plan is available at the customer's option. The customer must subscribe to the 2009 National SLA Plan in accordance with (b) following.</p>	<u>Description</u>	<u>Tariff Reference</u>	2009 National SLA Plan for Qualifying Services	<i>III.G.3.a.</i>	2010 National SLA Plan for Qualifying Services	<i>III.G.3.b.</i>	(Reserved for Future Use)	<i>III.G.3.c.</i>	
<u>Description</u>	<u>Tariff Reference</u>								
2009 National SLA Plan for Qualifying Services	<i>III.G.3.a.</i>								
2010 National SLA Plan for Qualifying Services	<i>III.G.3.b.</i>								
(Reserved for Future Use)	<i>III.G.3.c.</i>								
<p>(b) During the period that a customer participates in the 2009 National SLA Plan, the customer will not be eligible to receive credits for Qualifying Services (as defined in (1)(d) following) under Sections <i>III.G.1.a.(2)(d)</i> or (e) preceding, Credit Allowance for Service Interruptions, Section <i>III.G.1.b.(1)</i> preceding, Performance Commitment Program-Provisioning, or Section <i>III.G.2.</i> preceding, Enhanced Service Level Agreements (Enhanced SLAs).</p>									

III. GENERAL REGULATIONS (Continued)

(c) The 2009 National SLA Plan includes the following: (i) On Time Provisioning, as set forth in (3) following, and	
(ii) Mean Time to Restore (MTTR), as set forth in (4) following.	
(d) The 2009 National SLA Plan applies to the following services ("Qualifying Services"): (i) DS1 High Capacity DS1 Service, as set forth in Section VIII.K. following.	
(ii) DS3 High Capacity DS3 Service, as set forth in Section VIII.K. following.	
(e) A Qualifying Service will be included in the 2009 National SLA Plan only if it includes one (1) or more of the following rate elements: - Circuit Termination (as described in Section VIII.B.1.a. following), or - Circuit Mileage (as described in Section VIII.B.1.b. following). Credits under the 2009 Enhanced SLA Plan shall apply only to Qualifying Services included in the 2009 Enhanced SLA Plan.	
(f) Threshold Measurements (i) Threshold measurements for a customer for the "DS1" Service Category under (3) and (4) following will include the customer's "DS1" Qualifying Services measured under the 2009 National SLA Plans for Qualifying Services set forth in this Section III.G.3.a. and the Telephone Company's Tariff F.C.C. No. 4, Section III.G.3.a., and Tariff F.C.C. No. 5, Section III.H.3.a..	
(ii) Threshold measurements for a customer for the "DS3" Service Category under (3) and (4) following will include the customer's "DS3" Qualifying Services measured under the 2009 National SLA Plans for Qualifying Services set forth in this Section III.G.3.a. and the Telephone Company's Tariff F.C.C. No.4, Section III.G.3.a., and Tariff F.C.C. No. 5, Section III.H.3.a..	
(g) The 2009 National SLA Plan measurement period will be based on a calendar month. A customer shall be eligible for credits under the 2009 National SLA Plan for a calendar month only if there are at least fifty (50) measured transactions (combined total orders and trouble reports measured under the threshold measurements in (3) and (4) following) for that customer during that calendar month.	

III. GENERAL REGULATIONS (Continued)

<p>(h) For any calendar month, the combined total of all credits applied to an individual Qualifying Service pursuant to this tariff may not exceed the total nonrecurring installation charges billed to the customer for that individual Qualifying Service for that calendar month plus one (1) month of the monthly recurring charges billed to the customer for that individual Qualifying Service.</p>	
<p>(2) Subscription and Term of the 2009 Enhanced SLA</p> <p>(a) To participate in the 2009 Enhanced SLA Plan, the customer must submit a subscription, in writing, to the Telephone Company. The subscription shall include information needed by the Telephone Company to identify the customer and the Qualifying Services (including, for example, an Access Customer Name Abbreviation (ACNA) for the customer or a list of all Billing Account Numbers (BANs) and circuit IDs for Qualifying Services.</p>	
<p>(b) The customer must designate the region for which it is subscribing, which must include two (2) or more states. The customer may subscribe to the 2009 Enhanced SLA Plan for all of the states covered by this tariff or for only some of the states covered by this tariff. However, the customer must either subscribe to the 2009 Enhanced SLA Plan set forth in this tariff for at least two (2) states in which the customer has Qualifying Services, or subscribe to the 2009 Enhanced SLA Plan set forth in this tariff for one state in which the customer has Qualifying Services and to the 2009 Enhanced SLA Plan for Qualifying Services set forth in The Telephone Company's Tariff F.C.C. No. 4, Section III.G.2.c., or Tariff F.C.C. No. 5, Section III.H.2.c., for at least one (1) other state in which the customer has Qualifying Services.</p>	
<p>The customer must designate on its subscription the states for which the customer is subscribing to the 2009 Enhanced SLA Plan. All of the customer's ACNAs within the designated states must be included in the 2009 Enhanced SLA Plan. If after a customer has subscribed to the 2009 Enhanced SLA Plan for a state the customer acquires an additional ACNA(s) for that state, the customer must submit a subscription adding such ACNA(s) to the 2009 Enhanced SLA Plan. If the customer does not have an ACNA, all of its BANs within the designated states must be included in the 2009 Enhanced SLA Plan. If after a customer who does not have an ACNA has subscribed to the 2009 Enhanced SLA Plan for a state, the customer acquires an additional BAN(s) for that state, the customer must submit a subscription adding such BAN(s) to the 2009 Enhanced SLA Plan. Subject to acceptance of the subscription for the additional ACNA(s) or BAN(s) by the Telephone Company, the subscription for the additional ACNA(s) or BAN(s) shall become effective within the same time frame as the time frame for a new subscription to the 2009 Enhanced SLA Plan to become effective as provided in (2)(d) following.</p>	

III. GENERAL REGULATIONS (Continued)

<p>(c) As a condition for participation in the 2009 Enhanced SLA Plan, there must be a combined total of at least thirty-five (35) measured transactions (combined total orders and trouble reports) for the customer per calendar month measured under (3) and (4) following and the Telephone Company's Tariff F.C.C. No. 4, Sections III.G.2.c.(3) and (4), and Tariff F.C.C. No. 5, Sections III.H.2.c.(3) and (4). In addition, at least fifty percent (50%) of the combined total number of transactions (combined total orders and trouble reports) for the customer measured under (3) and (4) following and the Telephone Company's Tariff F.C.C. No. 4, Sections III.G.2.c.(3) and (4), and Tariff F.C.C. No. 5, Sections III.H.2.c.(3) and (4), must be electronic transactions. Failure to maintain either of these minimum requirements for three (3) consecutive months, except when the failure is due to the unavailability of Telephone Company systems for electronic submission of ordering and repair transactions, will result in termination of the customer's subscription to the 2009 Enhanced SLA Plan. The Telephone Company will provide the customer written notice of such termination. Such termination shall be effective at 11:59 p.m. on the last day of the calendar month following the calendar month in which the Telephone Company provided the customer notice of termination. Following such termination, the customer may not resubscribe to the 2009 Enhanced SLA Plan.</p>	
<p>(d) The 2009 Enhanced SLA Plan will become effective for a qualifying customer on a date agreed to by the customer and the Telephone Company that is within sixty (60) days following receipt and acceptance by the Telephone Company of the customer's written subscription request (provided that the 2009 Enhanced SLA Plan shall not become effective for a customer prior to January 1, 2009). All subscriptions will become effective on the first (1st) day of a calendar month. A subscription will apply to the calendar month in which it becomes effective and to each calendar month thereafter through December 2009, unless cancelled sooner in accordance with this Tariff. The 2009 Enhanced SLA Plan will end on December 31, 2009, unless cancelled sooner by the Telephone Company. The Telephone Company will not perform any measurements under the 2009 Enhanced SLA Plan for months after December 2009. The customer will not receive any credits under the 2009 Enhanced SLA Plan for months after December 2009.</p>	
<p>(e) A customer who has initially subscribed to the 2009 Enhanced SLA Plan for less than all of the states covered by this tariff may add one (1) or more additional states to the 2009 Enhanced SLA Plan by submitting a subscription for these additional states. Subject to acceptance of the subscription by the Telephone Company, the subscription for an additional state shall become effective within the same time frame as the time frame for a new subscription to the 2009 National SLA Plan to become effective as provided in (2)(d) preceding. Subject to the requirement for participation of at least two (2) states in the 2009 Enhanced SLA Plan as provided in (2)(b) preceding, a customer who has subscribed to the 2009 Enhanced SLA Plan may remove one (1) or more states from the 2009 Enhanced SLA Plan. The removal of a state from the 2009 Enhanced SLA Plan shall become effective within the same time frame as the time frame for termination of the 2009 Enhanced SLA Plan to become effective as provided in (2)(f) following. If a customer removes a state from the 2009 Enhanced SLA Plan, the customer may not resubscribe to the 2009 Enhanced SLA Plan for that state.</p>	

III. GENERAL REGULATIONS (Continued)

<p>(3) On Time Provisioning</p> <p>(a) On Time Provisioning is defined as the Telephone Company providing service to the customer no later than the confirmed Service Date (Due Date) (as defined in Section III.F. preceding) provided by the Telephone Company to the customer. The Due Date is provided to the customer after the order has been verified for order accuracy, availability of required facilities and components, and completion of ordering and design related forms and documents (including, by way of example, network design, configuration, and data gathering form(s) and ASRs).</p>							
<p>(b) Subject to Section III.G.4.a. following, failure to meet the Due Date for installation of an individual Qualifying Service due to Telephone Company reasons will result in a one-time credit equal to the sum of one hundred percent (100%) of the applicable nonrecurring installation charge(s) (described in Section VIII.B.1.d. following) billed to the customer for that individual Qualifying Service plus ten percent (10%) of one (1) month of the monthly recurring charge(s)⁵ billed to the customer for that individual Qualifying Service.</p>							
<p>(c)</p> <p>(i) For each calendar month, for each eligible Service Category (DS1, DS3), the Telephone Company will determine the percentage of all of the customer's Qualifying Services that were installed no later than the Due Date.</p>							
<p>(ii) The thresholds for On Time Provisioning in a calendar month are:</p> <table data-bbox="565 1073 941 1167"> <thead> <tr> <th><u>Service Category</u></th><th><u>Threshold</u></th></tr> </thead> <tbody> <tr> <td>DS1</td><td>95.00%</td></tr> <tr> <td>DS3</td><td>95.00%</td></tr> </tbody> </table> <p>The Telephone Company will not round up to reach the threshold.</p>	<u>Service Category</u>	<u>Threshold</u>	DS1	95.00%	DS3	95.00%	
<u>Service Category</u>	<u>Threshold</u>						
DS1	95.00%						
DS3	95.00%						

⁵ The monthly recurring charge(s) (MRC(s)) for the individual Qualifying Service will consist of all applicable monthly recurring rate elements charged to that individual Qualifying Service.

III. GENERAL REGULATIONS (Continued)

(iii) Subject to Section III.G.4.a. following, if the On Time Provisioning performance for a Service Category (DS1 or DS3) for a calendar month is less than the threshold for that Service Category, then the following one-time credit will apply for each individual Qualifying Service measured under that Service Category that was installed after the Due Date for that individual Qualifying Service due to Telephone Company reasons. Such one-time credit will be based upon the number of business days by which the Telephone Company missed the Due Date and shall not exceed \$2,500.00:

<u>Qualifying Service</u>	<u># Days Missed</u>	<u>Credit</u>
DS1 or DS 3	1-5 Days	Twenty-five percent (25%) of one (1) month of the MRC(s) ⁶ billed to the customer for the individual Qualifying Service that was installed after the Due Date for that individual Qualifying Service; provided that the credit shall not exceed \$2,500.00
	6-20 Days	Fifty percent (50%) of one (1) month of the MRC(s) ⁶ billed to the customer for the individual Qualifying Service that was installed after the Due Date for that individual Qualifying Service; provided that the credit shall not exceed \$2,500.00
	Over 20 Days	One hundred percent (100%) of one (1) month of the MRC(s) ⁶ billed to the customer for the individual Qualifying Service that was installed after the Due Date for that individual Qualifying Service; provided that the credit shall not exceed \$2,500.00

⁶ The monthly recurring charge(s) (MRC(s)) for the individual Qualifying Service will consist of all applicable monthly recurring rate elements charged to that individual Qualifying Service.

III. GENERAL REGULATIONS (Continued)

<p>(d) Only one (1) credit under Section <i>III.G.3.a.(3)(b)</i> will be applied to an individual Qualifying Service, regardless of the number of missed Due Dates on that individual Qualifying Service. Only one (1) credit under Section <i>III.G.3.a.(3)(c)</i> will be applied to an individual Qualifying Service, regardless of the number of missed Due Dates on that individual Qualifying Service. For any calendar month, the combined total of all credits applied pursuant to this tariff to an individual Qualifying Service that was not installed by the Due Date may not exceed the total nonrecurring installation charges billed to the customer for that individual Qualifying Service for that calendar month plus one (1) month of the monthly recurring charges billed to the customer for that individual Qualifying Service. The monthly recurring charges for the individual Qualifying Service will consist of all applicable monthly recurring rate elements charged to that individual Qualifying Service. This limitation shall apply even if the customer is eligible for credits under two (2) or more sections of this tariff (for example, under both (3) and (4) or under (3), (4), and Section <i>III.G.1.a.(2)(a)</i> preceding).</p>	
<p>(e) Qualifying Services will not be included in the threshold measurements under this Section <i>III.G.3.a.(3)</i> and will not be eligible for credits under this Section <i>III.G.3.a.(3)</i>, when any of the conditions set forth in Section <i>III.G.4.a.</i> following exist.</p>	
<p>(4) Mean Time to Restore</p> <p>(a) Mean Time To Restore (MTTR) applies to a customer-reported interruption of a Qualifying Service that is within the Telephone Company's network (outside plant or central office).</p>	
<p>(b) A Qualifying Service is interrupted when it becomes unusable to the customer because of a failure of a facility component within the Telephone Company's network that is used to furnish service under this tariff. When the customer reports trouble to the Telephone Company, a trouble ticket is opened.</p>	
<p>(c) MTTR for a calendar month shall be the average of all ticket outage duration, or Time to Restore (TTR), as calculated by the Telephone Company. The TTR is the Restored Date and Time (the trouble ticket closed time) minus the reported Date and Time (the trouble ticket start time) minus any stop clock time associated with hold, no access or suspend that was logged against the trouble ticket. Stop clock time includes, by way of example, the following times:</p> <p>(i) Periods when customer testing is occurring.</p>	
<p>(ii) Periods when the customer is working on its own Customer Premises Equipment (CPE) and has not yet released the Qualifying Service to the Telephone Company for maintenance, testing or repair</p>	
<p>(iii) Periods when the Telephone Company is awaiting customer authorization to commence work on the Qualifying Service.</p>	
<p>(iv) Periods when the Telephone Company is denied access to premises or facilities necessary to diagnose, repair, or test a Qualifying Service.</p>	

III. GENERAL REGULATIONS (Continued)

(v) Periods following repair of a Qualifying Service when the ticket is held open by the customer to ensure the trouble is resolved.							
(d) MTTR is calculated by summing TTR for all measured tickets for the customer for the month and dividing by the total number of tickets for that customer during that month.							
(e) MTTR excludes any subsequent reports (i.e., additional customer inquiries while the trouble is pending), CPE troubles, trouble found on the customer's side of the point of demarcation, troubles closed due to customer action, and troubles repaired by the Telephone Company prior to receipt of a trouble report on that Qualifying Service. Measurements of MTTR include trouble tickets closed by the Telephone Company as "No Trouble Found" (i.e., the Telephone Company did not find a trouble in the Telephone Company's network, in the customer's equipment, facilities or network, or otherwise).							
<p>(f) The thresholds for MTTR in a calendar month are:</p> <table data-bbox="516 831 896 924"> <thead> <tr> <th><u>Service Category</u></th><th><u>Threshold</u></th></tr> </thead> <tbody> <tr> <td>DS1</td><td>3.99 hours</td></tr> <tr> <td>DS3</td><td>2.99 hours</td></tr> </tbody> </table>	<u>Service Category</u>	<u>Threshold</u>	DS1	3.99 hours	DS3	2.99 hours	
<u>Service Category</u>	<u>Threshold</u>						
DS1	3.99 hours						
DS3	2.99 hours						
<p>(g) Subject to Section III.G.4.b. following, if MTTR for a Service Category (DS1 or DS3) for a calendar month exceeds the threshold for that Service Category, then the following one-time credit will apply for each individual Qualifying Service measured under that Service Category that was the subject of a trouble ticket during the measured calendar month whose TTR exceeded the threshold for that Service Category:</p> <table data-bbox="509 1199 885 1291"> <thead> <tr> <th><u>Qualifying Service</u></th><th><u>Credit</u></th></tr> </thead> <tbody> <tr> <td>DS1</td><td>\$250.00</td></tr> <tr> <td>DS3</td><td>1,000.00</td></tr> </tbody> </table>	<u>Qualifying Service</u>	<u>Credit</u>	DS1	\$250.00	DS3	1,000.00	
<u>Qualifying Service</u>	<u>Credit</u>						
DS1	\$250.00						
DS3	1,000.00						

III. GENERAL REGULATIONS (Continued)

<p>(h) Only one (1) credit under this Section <i>III.G.3.a.(4)</i> will be applied in a calendar month to an individual Qualifying Service, regardless of the number of outage conditions on that individual Qualifying Service or the duration of the outages. For any calendar month, the combined total of all credits applied pursuant to this tariff to an individual Qualifying Service that was the subject of a trouble ticket whose TTR exceeded the applicable threshold may not exceed the total nonrecurring installation charges billed to the customer for that individual Qualifying Service for that calendar month plus one (1) month of the monthly recurring charges billed to the customer for that individual Qualifying Service. The monthly recurring charges for the Qualifying Service will consist of all applicable monthly recurring rate elements charged to that Qualifying Service. This limitation shall apply even if:</p> <p>(i) the customer is eligible for credits under two (2) or more sections of this tariff (for example, under both (3) and (4) or under (3), (4), and Section <i>III.G.1.a.(2)(a)</i> preceding); and/or</p>	
<p>(ii) the customer has experienced multiple service interruptions on the Qualifying Service during the calendar month.</p>	
<p>(i) Qualifying Services will not be included in threshold measurements under this Section <i>III.G.3.a.(4)</i> and will not be eligible for credits under this Section <i>III.G.3.a.(4)</i>, when any of the conditions set forth in Section <i>III.G.4.b.</i> following exist.</p>	
<p>b. 2010 National SLA Plan for Qualifying Services</p> <p>For certain DS1 and DS3 Special Access Services, the 2010 National SLA Plan for Qualifying Services (2010 National SLA Plan) is available, at the option of the customer, in lieu of Enhanced SLAs and certain Basic SLAs. The 2010 National SLA Plan specifies performance criteria against which actual performance for Qualifying Services will be compared. The 2010 National SLA Plan provides a customer with credit in the event the Telephone Company does not meet the defined performance criteria.</p> <p>(1) General</p> <p>(a) The 2010 National SLA Plan is available at the customer's option. The customer must subscribe to the 2010 National SLA Plan in accordance with (b) following.</p>	
<p>(b) During the period that a customer participates in the 2010 National SLA Plan, the customer will not be eligible to receive credits for Qualifying Services (as defined in (1)(d) following) under Sections <i>III.G.1.a.(2)(d)</i> or (e) preceding, Credit Allowance for Service Interruptions, Section <i>III.G.1.b.(1)</i> preceding, Performance Commitment Program-Provisioning, or Section <i>III.G.2.</i> preceding, Enhanced Service Level Agreements (Enhanced SLAs).</p>	
<p>(c) The 2010 National SLA Plan includes the following:</p> <p>(i) On Time Provisioning, as set forth in (3) following, and</p>	
<p>(ii) Mean Time to Restore (MTTR), as set forth in (4) following.</p>	

III. GENERAL REGULATIONS (Continued)

<p>(d) The 2010 National SLA Plan applies to the following services ("Qualifying Services"):</p> <p>(i) DS1</p> <p>High Capacity DS1 Service, as set forth in Section VIII.K. following.</p>	
<p>(ii) DS3</p> <p>High Capacity DS3 Service, as set forth in Section VIII.K. following.</p>	
<p>(e) A Qualifying Service will be included in the 2010 National SLA Plan only if it includes one (1) or more of the following rate elements:</p> <ul style="list-style-type: none"> - Circuit Termination (as described in Section VIII.B.1.a. following), or - Circuit Mileage (as described in Section VIII.B.1.b. following). <p>Credits under the 2010 National SLA Plan shall apply only to Qualifying Services included in the 2010 National SLA Plan.</p>	
<p>(f) Threshold Measurements</p> <p>(i) Threshold measurements for a customer for the "DS1" Service Category under (3) and (4) following will include the customer's "DS1" Qualifying Services measured under the 2010 National SLA Plans for Qualifying Services set forth in this Section III.G.3.b. and the Telephone Company's Tariff F.C.C. No. 4, Section III.G.3.b., and Tariff F.C.C. No. 5, Section III.H.3.b..</p>	
<p>(ii) Threshold measurements for a customer for the "DS3" Service Category under (3) and (4) following will include the customer's "DS3" Qualifying Services measured under the 2010 National SLA Plans for Qualifying Services set forth in this Section III.G.3.b. and the Telephone Company's Tariff F.C.C. No. 4, Section III.G.3.b., and Tariff F.C.C. No. 5, Section III.H.3.b..</p>	
<p>(g) The 2010 National SLA Plan measurement period will be based on a calendar month. A customer shall be eligible for credits under the 2010 National SLA Plan for a calendar month only if there are at least fifty (50) measured transactions (combined total orders and trouble reports measured under the threshold measurements in (3) and (4) following) for that customer during that calendar month.</p>	
<p>(h) For any calendar month, the combined total of all credits applied to an individual Qualifying Service pursuant to this tariff may not exceed the total nonrecurring installation charges billed to the customer for that individual Qualifying Service for that calendar month plus one (1) month of the monthly recurring charges billed to the customer for that individual Qualifying Service.</p>	
<p># Provisions expire December 31, 2011, unless sooner cancelled, changed, or extended.</p>	

III. GENERAL REGULATIONS (Continued)

<p>(2) Subscription and Term of the 2010 National SLA Plan</p> <p>(a) To participate in the 2010 National SLA Plan, the customer must submit a subscription, in writing, to the Telephone Company during one of the three (3) open subscription periods identified in <i>b.(4)</i> following. The subscription shall include information needed by the Telephone Company to identify the customer and the Qualifying Services (including, for example, an Access Customer Name Abbreviation (ACNA) for the customer or a list of all Billing Account Numbers (BANs) and circuit IDs for Qualifying Services). If an ACNA for the customer is not provided in the initial subscription, the customer must provide the Telephone Company with information for each new Qualifying Service ordered subsequent to the initial subscription to the 2010 National SLA Plan.</p>	
<p>(b) In order to subscribe to the 2010 National SLA Plan under this tariff, the customer also must subscribe to the 2010 National SLA Plans for Qualifying Services set forth in the Telephone Company's Tariff F.C.C. No.4, Section <i>III.G.3.b.</i>, and Tariff F.C.C. No. 5, Section <i>III.H.3.b.</i>, if the customer has services that are eligible for such plans.</p>	
<p>(c) As a condition for participation in the 2010 National SLA Plan, the customer must maintain a minimum of seventy percent (70%) electronic transactions per calendar month (seventy percent (70%) of the combined total order and repair activity measured under the threshold measurements in (3) and (4) following). Failure to maintain this minimum electronic transaction level for three (3) consecutive calendar months will result in termination of the customer's subscription to the 2010 National SLA Plan, except when the failure is due to the unavailability of Telephone Company systems for electronic submission of ordering and repair transactions. The Telephone Company will provide the customer written notice of such termination. Such termination shall be effective at 11:59 p.m. on the last day of the calendar month following the calendar month in which the Telephone Company provided the customer notice of termination. Following such termination, the customer may not resubscribe to the 2010 National SLA Plan.</p>	
# Provisions expire December 31, 2011, unless sooner cancelled, changed, or extended.	

III. GENERAL REGULATIONS (Continued)

<p>(d) The open subscription periods for the 2010 National SLA Plan are as follows: the first open subscription period is October 19, 2009, to December 13, 2009; the second open subscription period is February 8, 2010, to March 26, 2010; the third open subscription period is June 7, 2010, to August 6, 2010. The 2010 National SLA Plan will become effective for a qualifying customer on a date agreed to by the customer and the Telephone Company that is within sixty (60) days following receipt and acceptance by the Telephone Company of the customer's written subscription request (provided that the 2010 National SLA Plan shall not become effective for a customer prior to January 1, 2010). All subscriptions will become effective on the first (1st) day of a calendar month. A subscription will apply to the calendar month in which it becomes effective and to each calendar month thereafter through December 2011, unless cancelled sooner in accordance with this Tariff. The 2010 National SLA Plan will end on December 31, 2011, unless cancelled sooner by the Telephone Company. The Telephone Company will not perform any measurements under the 2010 National SLA Plan for months after December 2011. The customer will not receive any credits under the 2010 National SLA Plan for months after December 2011.</p>	
<p>(e) A customer may terminate its subscription for the 2010 National SLA Plan by providing written notice of termination to the Telephone Company. If the customer's notice of termination is received by the Telephone Company on or before the twentieth (20th) day of a calendar month, the termination shall be effective at 11:59 p.m. on the last day of the calendar month in which such notice of termination is received by the Telephone Company. For instance, if the Telephone Company receives the notice of termination on October 19th, the termination will be effective at 11:59 p.m. on October 31st. If the customer's notice of termination is received by the Telephone Company after the twentieth (20th) day of a calendar month, the termination will be effective at 11:59 p.m. on the last day of the calendar month following the calendar month in which the Telephone Company receives the notice of termination. For instance, if the Telephone Company receives the notice of termination on October 27th, the termination will be effective at 11:59 p.m. on November 30th. If a customer elects to terminate its subscription for the 2010 National SLA Plan, the customer must also terminate its subscription to the 2010 National SLA Plans for Qualifying Services under the Telephone Company's Tariff F.C.C. No. 4, Section III.G.3.b. and Tariff F.C.C. No. 5, Section III.H.3.b.. The customer's notice of termination of its subscription under any of the 2010 National SLA Plans for Qualifying Services under this tariff or the Telephone Company's Tariff F.C.C. No. 4, Section III.G.3.b., Section III.H.3.b., and Tariff F.C.C. No. 5, Section III.H.3.b., shall be deemed to be notice of the customer's termination of its subscription under all of these plans. If a customer terminates its subscription to the 2010 National SLA Plan, the customer may not resubscribe to the 2010 National SLA Plan.</p>	

III. GENERAL REGULATIONS (Continued)

<p>(3) On Time Provisioning</p> <p>(a) On Time Provisioning is defined as the Telephone Company providing service to the customer no later than the confirmed Service Date (Due Date) (as defined in Section <i>III.F.</i> preceding) provided by the Telephone Company to the customer. The Due Date is provided to the customer after the order has been verified for order accuracy, availability of required facilities and components, and completion of ordering and design related forms and documents (including, by way of example, network design, configuration, and data gathering form(s) and ASRs).</p>							
<p>(b) Subject to Section <i>III.G.4.a.</i> following, failure to meet the Due Date for installation of an individual Qualifying Service due to Telephone Company reasons will result in a one-time credit equal to the applicable nonrecurring installation charges (described in Section <i>III.B.1.d.</i> following) billed to the customer for that individual Qualifying Service.</p>							
<p>(c) [Untitled]</p> <p>(i) For each calendar month, for each eligible Service Category (DS1, DS3), the Telephone Company will determine the percentage of all of the customer's Qualifying Services that were installed no later than the Due Date.</p>							
<p>(ii) The thresholds for On Time Provisioning in a calendar month are:</p> <table data-bbox="565 1014 941 1108"><thead><tr><th><u>Service Category</u></th><th><u>Threshold</u></th></tr></thead><tbody><tr><td>DS1</td><td>95.00%</td></tr><tr><td>DS3</td><td>95.00%</td></tr></tbody></table> <p>The Telephone Company will not round up to reach the threshold.</p>	<u>Service Category</u>	<u>Threshold</u>	DS1	95.00%	DS3	95.00%	
<u>Service Category</u>	<u>Threshold</u>						
DS1	95.00%						
DS3	95.00%						

III. GENERAL REGULATIONS (Continued)

(iii) Subject to Section III.G.4.a. following, if the On Time Provisioning performance for a Service Category (DS1 or DS3) for a calendar month is less than the threshold for that Service Category, then the following one-time credit will apply for each individual Qualifying Service measured under that Service Category that was installed after the Due Date for that individual Qualifying Service due to Telephone Company reasons. Such one-time credit will be based upon the number of business days by which the Telephone Company missed the Due Date and shall not exceed \$2,500.00:		
<u>Qualifying Service</u>	<u># Days Missed</u>	<u>Credit</u>
DS1 or DS 3	1-5 Days	Twenty-five percent (25%) of one (1) month of the MRC(s) ⁷ billed to the customer for the individual Qualifying Service that was installed after the Due Date for that individual Qualifying Service; provided that the credit shall not exceed \$2,500.00
	6-20 Days	Fifty percent (50%) of one (1) month of the MRC(s) ⁷ billed to the customer for the individual Qualifying Service that was installed after the Due Date for that individual Qualifying Service; provided that the credit shall not exceed \$2,500.00
	Over 20 Days	One hundred percent (100%) of one (1) month of the MRC(s) ⁷ billed to the customer for the individual Qualifying Service that was installed after the Due Date for that individual Qualifying Service; provided that the credit shall not exceed \$2,500.00

⁷ The monthly recurring charge(s) (MRC(s)) for the individual Qualifying Service will consist of all applicable monthly recurring rate elements charged to that individual Qualifying Service.

III. GENERAL REGULATONS (Continued)

<p>(iv) Only one (1) credit under Section <i>III.G.3.b.(3)(b)</i> will be applied to an individual Qualifying Service, regardless of the number of missed Due Dates on that individual Qualifying Service. Only one (1) credit under Section <i>III.G.3.b.(3)(c)</i> will be applied to an individual Qualifying Service, regardless of the number of missed Due Dates on that individual Qualifying Service. For any calendar month, the combined total of all credits applied pursuant to this tariff to an individual Qualifying Service that was not installed by the Due Date may not exceed the total nonrecurring installation charges billed to the customer for that individual Qualifying Service for that calendar month plus one (1) month of the monthly recurring charges billed to the customer for that individual Qualifying Service. The monthly recurring charges for the individual Qualifying Service will consist of all applicable monthly recurring rate elements charged to that individual Qualifying Service. This limitation shall apply even if the customer is eligible for credits under two (2) or more sections of this tariff (for example, under both (3) and (4) or under (3), (4), and Section <i>III.G.1.a.(2)(a)</i> preceding).</p>	
<p>(v) Qualifying Services will not be included in the threshold measurements under this Section <i>III.G.3.b.(3)</i> and will not be eligible for credits under this Section <i>III.G.3.b.(3)</i>, when any of the conditions set forth in Section <i>III.G.4.a.</i> following exist.</p>	
<p>(4) Mean Time to Restore</p> <p>(a) Mean Time To Restore (MTTR) applies to a customer-reported interruption of a Qualifying Service that is within the Telephone Company's network (outside plant or central office).</p>	
<p>(b) A Qualifying Service is interrupted when it becomes unusable to the customer because of a failure of a facility component within the Telephone Company's network that is used to furnish service under this tariff. When the customer reports trouble to the Telephone Company, a trouble ticket is opened.</p>	
<p>(c) MTTR for a calendar month shall be the average of all ticket outage duration, or Time to Restore (TTR), as calculated by the Telephone Company. The TTR is the Restored Date and Time (the trouble ticket closed time) minus the reported Date and Time (the trouble ticket start time) minus any stop clock time associated with hold, no access or suspend that was logged against the trouble ticket. Stop clock time includes, by way of example, the following times:</p> <p>(i) Periods when customer testing is occurring.</p>	
<p>(ii) Periods when the customer is working on its own Customer Premises Equipment (CPE) and has not yet released the Qualifying Service to the Telephone Company for maintenance, testing or repair.</p>	
<p>(iii) Periods when the Telephone Company is awaiting customer authorization to commence work on the Qualifying Service.</p>	

III. GENERAL REGULATIONS (Continued)

(iv) Periods when the Telephone Company is denied access to premises or facilities necessary to diagnose, repair, or test a Qualifying Service.							
(v) Periods following repair of a Qualifying Service when the ticket is held open by the customer to ensure the trouble is resolved.							
(d) MTTR is calculated by summing TTR for all measured tickets for the customer for the month and dividing by the total number of tickets for that customer during that month.							
(e) MTTR excludes any subsequent reports (i.e., additional customer inquiries while the trouble is pending), CPE troubles, trouble found on the customer's side of the point of demarcation, troubles closed due to customer action, and troubles repaired by the Telephone Company prior to receipt of a trouble report on that Qualifying Service. Measurements of MTTR include trouble tickets closed by the Telephone Company as "No Trouble Found" (i.e., the Telephone Company did not find a trouble in the Telephone Company's network, in the customer's equipment, facilities or network, or otherwise).							
<p>(f) The thresholds for MTTR in a calendar month are:</p> <table> <tr> <th><u>Service Category</u></th><th><u>Threshold</u></th></tr> <tr> <td>DS1</td><td>3.99 hours</td></tr> <tr> <td>DS3</td><td>2.99 hours</td></tr> </table>	<u>Service Category</u>	<u>Threshold</u>	DS1	3.99 hours	DS3	2.99 hours	
<u>Service Category</u>	<u>Threshold</u>						
DS1	3.99 hours						
DS3	2.99 hours						
<p>(g) Subject to Section III.G.4.b. following, if MTTR for a Service Category (DS1 or DS3) for a calendar month exceeds the threshold for that Service Category, then the following one-time credit will apply for each individual Qualifying Service measured under that Service Category that was the subject of a trouble ticket during the measured calendar month whose TTR exceeded the threshold for that Service Category:</p> <table> <tr> <th><u>Qualifying Service</u></th><th><u>Credit</u></th></tr> <tr> <td>DS1</td><td>\$250.00</td></tr> <tr> <td>DS3</td><td>1,000.00</td></tr> </table>	<u>Qualifying Service</u>	<u>Credit</u>	DS1	\$250.00	DS3	1,000.00	
<u>Qualifying Service</u>	<u>Credit</u>						
DS1	\$250.00						
DS3	1,000.00						

III. GENERAL REGULATIONS (Continued)

<p>(h) Only one (1) credit under this Section <i>III.G.3.b.(4)</i> will be applied in a calendar month to an individual Qualifying Service, regardless of the number of outage conditions on that individual Qualifying Service or the duration of the outages. For any calendar month, the combined total of all credits applied pursuant to this tariff to an individual Qualifying Service that was the subject of a trouble ticket whose TTR exceeded the applicable threshold may not exceed the total nonrecurring installation charges billed to the customer for that individual Qualifying Service for that calendar month plus one (1) month of the monthly recurring charges billed to the customer for that individual Qualifying Service. The monthly recurring charges for the Qualifying Service will consist of all applicable monthly recurring rate elements charged to that Qualifying Service. This limitation shall apply even if:</p> <p>(i) the customer is eligible for credits under two (2) or more sections of this tariff (for example, under both (3) and (4) or under (3), (4), and Section <i>III.G.1.a.(2)(a)</i> preceding); and/or</p>	
<p>(ii) the customer has experienced multiple service interruptions on the Qualifying Service during the calendar month.</p>	
<p>(i) Qualifying Services will not be included in threshold measurements under this Section <i>III.G.3.b.(4)</i> and will not be eligible for credits under this Section <i>III.G.3.b.(4)</i>, when any of the conditions set forth in Section <i>III.G.4.b.</i> following exist.</p>	
<p>c. (Reserved for Future Use)</p>	
<p>4. <i>When a Credit Allowance Does Not Apply</i></p> <p>a. Performance Commitment Program/On Time Provisioning</p> <p>This Section <i>III.G.4.a.</i> applies to and supplements Section <i>III.G.1.b.(1)</i> preceding, Performance Commitment Program - Provisioning; Section <i>III.G.2.</i> preceding, Enhanced Service Level Agreements; and Section <i>III.G.3.</i> preceding, National Service Level Agreements. Services will not be included in performance measurements and credits will not apply, when:</p> <p>(1) Provision of service is delayed or prevented due to the acts or omissions of the customer or a party authorized by the customer to use the service; or</p>	
<p>(2) Provision of service is delayed or prevented due to failures in power, equipment, service, or systems provided by the customer or by persons other than the Telephone Company; or</p>	
<p>(3) The customer's premises is inaccessible; or</p>	
<p>(4) The customer changes the order after receiving the confirmed Due Date from the Telephone Company; or</p>	
<p>(5) The customer changes its interface requirements; or</p>	

III. GENERAL REGULATIONS (Continued)

(6) The customer is not ready to accept service; or	
(7) Independent Telephone Companies are involved in the service installation; or	
(8) Building facilities are not ready (includes space, cable support structures, building risers, and entrance facilities to be provided by persons other than the Telephone Company); or	
(9) The customer orders termination beyond the Network Interface; or	
(10) The installation requires special construction; or	
(11) The customer requests Specialized Service or Arrangements as set forth in Section <i>XIII.</i> following or services for which rates were developed on an Individual Case Basis (ICB); or	
(12) The order is for Service Rearrangements or Moves as described in Section <i>VIII.B.1.d.(3)</i> and Section <i>VIII.B.1.d.(4)</i> following, respectively; or	
(13) Provision of service is delayed or prevented due to the Telephone Company's provision of Telecommunications Service Priority (TSP) System as described in Section <i>IX.H.</i> following; or	
(14) A delay or failure in the provision of service is required, permitted or excused by this Tariff; or	
(15) Provision of service is delayed or prevented due to acts of God or the public enemy, compliance with any law or any regulation or order of any governmental authority, acts of terrorism, war, rebellion, insurrection or sabotage or damage resulting there from, fires, floods, earthquakes, volcanic action, unusually severe weather, explosions, washouts, rules and regulations with regard to common carriers, accidents, epidemics, riots, strikes or other concerted acts of employees, whether direct or indirect, lockouts or other industrial disturbances, whether direct or indirect, worms, viruses or other contaminants that may cause damage to or disable software, computer or electronic systems, or any similar cause, or other causes beyond the Telephone Company's reasonable control; or	
(16) The order is for Expanded Interconnection Services as described in Section <i>XVIII.</i> following; or	
(17) The order is for Optical Networking Access Services as described in Section <i>XXI.</i> following; or	
(18) The order is for LAN Extension Service as described in Section <i>VIII.N.</i> following.	

III. GENERAL REGULATIONS (Continued)

<p>b. Credit Allowance for Interruptions/Mean Time to Restore/Availability</p> <p>This Section <i>III.G.4.b.</i> applies to and supplements Section <i>III.G.1.a.</i> preceding, Credit Allowance for Service Interruptions; Section <i>III.G.2.</i> preceding, Enhanced Service Level Agreements; and Section <i>III.G.3.</i> preceding, National Service Level Agreements. Services will not be included in performance measurements and credits will not apply:</p> <p>(1) When the customer fails to report the interruption to the Telephone Company (excluding DS3 Integrated Optical Service Riders); or</p>	
<p>(2) When the interruption was caused by the act or omission of the customer or a party authorized by the customer to use the service; or</p>	
<p>(3) When the interruption was due to the failure of power, equipment, service, or systems provided by the customer or persons other than the Telephone Company; or</p>	
<p>(4) For any period in which the Telephone Company is not afforded access to the premises where the service is terminated; or</p>	
<p>(5) When the customer has released the service to the Telephone Company for maintenance purposes, to make rearrangements, or for the implementation of an order for a change in the service, during the time that was negotiated with the customer prior to the release of that service (thereafter, a credit allowance as set forth in this Section <i>III.G.</i> applies); or</p>	
<p>(6) For any period of scheduled maintenance or scheduled downtime where the customer has received prior notification from the Telephone Company; or</p>	
<p>(7) When interruptions occur or continue because of the failure of the customer to authorize the replacement of any element of special construction; or</p>	
<p>(8) For periods when the customer elects not to release the service for testing and/or repair; or</p>	
<p>(9) For periods of temporary discontinuance as set forth in Section <i>III.A.8.</i> preceding; or</p>	
<p>(10) During periods of interruption as set forth in Section <i>IX.C.</i> following; or</p>	
<p>(11) When an interruption is required, permitted or excused by this Tariff, or</p>	

III. GENERAL REGULATIONS (Continued)

<p>(12) For interruptions, failures or delays due to acts of God or the public enemy, compliance with any law or any regulation or order of any governmental authority, acts of terrorism, war, rebellion, insurrection or sabotage or damage resulting there from, fires, floods, earthquakes, volcanic action, unusually severe weather, explosions, washouts, rules and regulations with regard to common carriers, accidents, epidemics, riots, strikes or other concerted acts of employees, whether direct or indirect, lockouts or other industrial disturbances, whether direct or indirect, worms, viruses or other contaminants that may cause damage to or disable software, computer or electronic systems, or any similar cause, or other causes beyond the Telephone Company's reasonable control (except that, this Section <i>III.G.4.b.(12)</i> does not apply to Section <i>III.G.1.a.</i>, excluding the SASG as set forth in Section <i>III.G.1.a.(2)(e)</i>, to which this Section <i>III.G.4.b.(12)</i> shall apply); or</p>	
<p>(13) For an interruption, or a group of interruptions resulting from a common cause, for amounts less than one dollar (\$1.00); or</p>	
<p>(14) For any interruption of LAN Extension Service as described in <i>VIII.N.</i> following; or</p>	
<p>(15) For any interruption of an EIS or EIS elements as described in Section <i>XVIII.</i> following.</p>	
<p>H. <u>Sale or Transfer of an Operating Telephone Company's Assets and/or Stock to an Unaffiliated Third Party</u></p> <p>This Section <i>III.H.</i> shall apply: a.) if the Telephone Company sells or transfers all or a portion of the assets or stock of a ZiPLY Fiber Operating Telephone Company (e.g., ZiPLY Fiber Communications Northwest, Inc.) to an unaffiliated third party ("Transfer"); and b.) a service offering or Service Level Agreement (SLA) of this tariff as referenced in this Section <i>III.H.</i> does not include terms and conditions relating to a Transfer.</p> <p>1. General</p> <p>The terms and conditions set forth in Section <i>III.H.2.</i> following shall apply:</p> <p>a. when a customer subscribes to a service offering under this tariff that aggregates the customer's purchases from the Telephone Company to measure compliance with such service offering or the customer participates in a SLA that aggregates the customer's measured transactions, and:</p> <p>b. the service offering or SLA does not include terms and conditions pertaining to a Transfer; and</p> <p>c. as a result of the Transfer, one (1) or more of the following conditions occur solely as a result of the Telephone Company no longer providing the same quantity of services:</p> <p>(1) the customer no longer satisfies the minimum requirements of the service offering or SLA;</p> <p>(2) the customer is subject to a related penalty, termination liability or cancellation;</p>	

III. GENERAL REGULATIONS (Continued)

(3) the customer is subject to a change in the tier of a volume table or a rate table; and	
(4) the customer is subject to a change in the rate level of the service offering.	
<p>2. Undertaking of the Telephone Company Following a Transfer</p> <p>When the conditions set forth in <i>III.H.1.</i> preceding exist, the Telephone Company will utilize the following terms and conditions, as applicable.</p> <p>a. If the service the service offering includes specific minimum ordering requirements for participation, or requires that the customer achieve a minimum number of services, minimum number of rate elements, and/or minimum revenue within a specific geographic area in order to continue its subscription to the service offering or participation in a pricing plan for such service offering (each, a Minimum Requirement), the Telephone Company will apply the terms and conditions of this Section <i>III.H.1.a.</i>. The following service offerings have Minimum Requirements that are subject to this Section <i>III.H.2.a.</i>.</p> <ul style="list-style-type: none"> - Call Management Signaling Service as set forth in Section <i>IX.Q.4.b.</i> following - Banded Optical Transport as set forth in Sections <i>XI.F.1.g.</i> and <i>XXI.D.2.f.</i> following - TCP/IP Data Aggregation Service as set forth in Section <i>XIX.G.</i> following 	
<p>In the event of a Transfer, the following applies.</p> <p>(1) The Telephone Company will, consistent with the service offering, determine if the customer satisfies the Minimum Requirement for the service offering with the reduced quantity of services the Telephone Company provides to the customer following the Transfer; and</p>	
<p>(2) if the customer does not satisfy the Minimum Requirement following the Transfer, determine if the customer would have satisfied the Minimum Requirement had the Transfer not occurred. If the customer would have satisfied the Minimum Requirement had the Transfer not occurred, then no further action shall be taken and the customer will be considered to have satisfied the Minimum Requirement. If the customer would not have satisfied the Minimum Requirement had the Transfer not occurred, then the terms and conditions for such result shall apply under the applicable service offering, except that the calculation of any penalty associated with not satisfying the Minimum Requirement shall be reduced pro-rata to reflect the Transfer. Upon renewal of the customer's commitment period for such service offering or subsequent subscription to such service offering, as applicable, the terms and conditions set forth in the applicable section(s) of this tariff shall apply, including satisfying the Minimum Requirement for such service offering using only the quantity of services the customer purchases from the Telephone Company at the time of renewal or subsequent subscription.</p>	

III. GENERAL REGULATIONS (Continued)

<p>For example, assume ZiPLY Fiber Communications Northwest, Inc transfers a portion of its assets to an unaffiliated third party. Further assume that a customer subscribes to Call Management Signaling Service under Section IX.Q.4.b. following which has a minimum monthly billing of one million (1,000,000) call signals per month. Also assume that following the Transfer, the volume of call signals recorded for the customer at the next scheduled review is nine hundred fifty thousand (950,000), and that an estimated one hundred thousand (100,000) call signals were associated with the services transferred to the unaffiliated third party. In this case, the Telephone Company would determine if the customer would have satisfied the minimum number of call signals had the Transfer not occurred by adding 1.) the estimated number of call signals associated with the services transferred to the unaffiliated third party and; 2.) the recorded number of call signals for the period of review [950,000 + 100,000 = 1,050,000 call signals]. Based on this calculation, the customer would have satisfied the Minimum Requirement and will not incur any shortfall charges. However, if the result of such calculation was that the customer still did not satisfy the Minimum Requirement for the service, then the terms and conditions for such result shall apply under Section IX.Q.4.b. following, except that the calculation of shortfall charges shall be reduced pro-rata to reflect the Transfer.</p>	
<p>b. If the service offering</p> <p>requires that the customer commit a minimum number of the services or rate elements that the customer purchases from the Telephone Company and maintain such minimum during the term of the service offering (a Commitment Level), and the service offering does not apply rates or credits based on a volume based tier structure, the Telephone Company will apply this Section III.H.2.b.. The following service offering has a Commitment Level that is subject to this Section III.H.2.b..</p> <p>- DS1 Term Payment Plan as set forth in Section VIII.b.1.g. following</p> <p>In the event of a Transfer, the following applies.</p> <p>(1) The Telephone Company will recalculate the Commitment Level for the duration of the current term to reflect the removal of the services the Telephone Company no longer provides to the customer solely as a result of the Transfer; and</p>	
<p>(2) use the reduced Commitment the reduced Commitment Level in all subsequent reviews/true-ups that measure the customer's compliance with established requirements for the service offering for the balance of the current term unless otherwise revised by: 1.) the customer in accordance with the terms and conditions of the service offering; or 2.) the terms and conditions of such service offering. Upon renewal of the customer's term for such service offering, the terms and conditions set forth in the applicable section(s) of this tariff shall apply, including establishment of a new Commitment Level using only the quantity of services the customer purchases from the Telephone Company at the time of renewal.</p>	

III. GENERAL REGULATIONS (Continued)

<p>c. For example assume ZiPLY Fiber Communications Northwest, Inc. transfers a portion of its assets to an unaffiliated third party. Further assume a customer with a DS1 Term Payment Plan and a Commitment Level of seventy-five (75) DS1 SALs is ten (10) DS1 SALs short of its Commitment Level at the next scheduled annual review (i.e., the customer has sixty-five (65) in-service DS1 SALs at the annual review). Also assume that ten (10) DS1 SALs were transferred to an unaffiliated third party as a result of the Transfer. In this case, the Telephone Company will reduce the customer's Commitment Level to sixty-five (65) DS1 SALs to reflect the Transfer. Since the customer has satisfied its reduced Commitment Level, no further action applies and the customer will not incur any penalty for such result during the annual review.</p>	
<p>For Service Level Agreements (SLAs), a customer who participates in one of such SLAs prior to a Transfer shall continue with such SLA for the balance of the subscription term, regardless of whether or not the customer is able to satisfy the minimum requirement(s) of the SLA using the reduced quantity of services the Telephone Company provides to the customer following a Transfer. The following SLAs are subject to this Section <i>III.H.2.d.</i>:</p> <ul style="list-style-type: none">- 2010 Enhanced Service Level Agreement as set forth in Section <i>III.G.2.d.</i> preceding- 2010 National Service Level Agreement as set forth in Section <i>III.G.3.b.</i> preceding	
<p>For example, assume ZiPLY Fiber Communications Northwest, Inc transfers a portion of its assets to an unaffiliated third party. Further assume that a customer subscribes to the 2010 Enhanced SLA Plan for Qualifying Services under Section <i>III.G.2.d.</i> preceding. The 2010 Enhanced SLA Plan for Qualifying Services requires that the customer have at least thirty-five (35) measured transactions per month as a condition for participation in such SLA. Finally, assume that immediately following the Transfer, the customer has only twenty-two (22) measured transactions. In this case, the customer will be allowed to continue its subscription to the 2010 Enhanced Service Level Agreement for the remainder of the subscription term ending December 31, 2010.</p>	
<p><u>I. Initial Transfer of Assets from Predecessor Company</u></p> <p>The original issuing carriers of this tariff were created by a transfer of assets from an unaffiliated third party. This Section <i>III.I.</i> governs treatment of customers who, at the time of the transfer of assets from the predecessor company, subscribed to a service offering under this tariff that aggregates the customer's purchases from the Telephone Company to measure compliance with such service offering or participated in a SLC that aggregates the customer's measured transactions.</p> <ol style="list-style-type: none">1. When a customer subscribes to a service offering under this tariff that aggregates the customer's purchases from the Telephone Company to measure compliance with such service offering or the customer participates in a SLA that aggregates the customer's measured transactions, and the service offering or SLA includes terms and conditions pertaining to a transfer, the terms and conditions pertaining to a transfer will apply to that service offering or SLA as if the Telephone Company were the predecessor company.	
<ol style="list-style-type: none">2. When customer subscribes to a service offering under this tariff that aggregates the customer's purchases from the Telephone Company to measure compliance with such service offering or the customer participates in a SLA that aggregates the customer's measured transactions, and the service offering or SLA does not include terms and conditions pertaining to a Transfer, Sections <i>III.H.</i> preceding will apply as if the Telephone Company were the predecessor company.	

III. GENERAL REGULATONS (Continued)

For example, if a customer subscribed to a service offering with the predecessor company that aggregates the customer's measured transactions, and the transfer of assets resulted in the customer meeting the conditions described in <i>III.H.1.b.</i> and <i>c.</i> preceding with respect to the assets transferred to the Telephone Company, the provisions of 289.2 preceding will apply with respect to prorating any Minimum Requirements.	
--	--

IV. CARRIER COMMON LINE ACCESS SERVICE

<p>The Telephone Company will provide Carrier Common Line Access Service (Carrier Common Line Access) to customers in conjunction with Switched Access Service provided in Section VII. of this tariff.</p> <p>The Switched Access Service associated with Carrier Common Line Access shall be ordered by the customer in accordance with regulations set forth in Section VI. following.</p> <p>A. <u>General Description</u></p> <p>Carrier Common Line Access provides for the use of end users' Telephone Company provided common lines by customers for access to such end users to furnish Interstate Communications at rates and charges set forth in IV.G.1. following. The customer facilities at the premises of the ordering customer shall provide the necessary on-hook and off-hook supervision.</p>			
<p>Premium Access is a.) Switched Access Service provided to customers under this tariff which furnish interstate MTS/WATS, b.) Switched Access Service in an end office converted to equal access.</p>			
<p>Non Premium Access is Switched Access Service provided in an end office not yet converted to equal access to customers that do not furnish interstate MTS/WATS.</p>			
<p>A Special Access Surcharge will apply to interstate special access service provided by the Telephone Company to a customer, in accordance with rates and regulations as set forth in VIII.B.1.e. following.</p>			
<p>B. <u>Limitations</u></p> <p>1. <i>Exclusions</i></p> <p>Neither a telephone number nor detail billing are provided with Carrier Common Line Access. Additionally, directory listings and intercept arrangements are not included in the rates and charges for Carrier Common Line Access.</p>			
<p>2. <i>Access Groups</i></p> <p>All line side connections provided in the same access group will be limited to the same features and operating characteristics. All trunk side connections provided in the same access group will be limited to the same features and operating characteristics.</p>			
<p>3. <i>Switched Access Interface Arrangements (WATS access Lines)</i></p> <p>Where Switched Access Services are connected with Special Access Services [Switched Access Interface Arrangements as set forth in VII.C.2.f. following at Telephone Company Designated WATS Serving Offices for the provision of WATS or WATS-type Services, Switched Access Service minutes which are carried on that end of the service (i.e., originating minutes for outward WATS and WATS-type services and terminating minutes for inward WATS and WATS-type services) shall not be assessed Carrier Common Line Access per minute charges with the following exception. Carrier Common Line Access per minute charges shall apply when FGA, FGB, BSA-A or BSA-B switched access is ordered from a non-equal access telephone company office that does not have measurement capabilities and the assumed average access minutes, as set forth in VII.E.5.g. following are used.</p>			

IV. CARRIER COMMON LINE ACCESS SERVICE (Continued)

C. <u>Determination of Usage Subject to Carrier Common Line Access Charges</u>	
Except as set forth herein, all Switched Access Service provided to the customer will be subject to Carrier Common Line Access charges.	
1. <i>Determination of Jurisdiction</i>	
The Switched Access Service provided by the Telephone Company includes the Switched Access Service provided for both interstate and intrastate communications. When the customer reports interstate and intrastate use of Switched Access Service, the associated Carrier Common Line Access used by the customer for interstate will be determined as set forth in IV.F.4. following (Percentage Interstate Use-PIU).	
2. <i>Case Involving Usage Recording By the Customer</i>	
Where FGC or BSA-C end office switching is provided without Telephone Company recording and the customer records minutes of use used to determine Carrier Common Line Access charges (i.e., Feature Group C or BSA-C operator, and calls such as operator-DDD, operator-person, collect, credit-card, third number and/or other like calls), the customer shall furnish such minutes of use detail to the Telephone Company in a timely manner. If the customer does not furnish the data, the customer shall identify all Switched Access Services which could carry such calls in order for the Telephone Company to accumulate the minutes of use through the use of special Telephone Company measuring and recording equipment.	
3. <i>Local Exchange Access and Enhanced Services Exemption</i>	
Where access to the local exchange is required to provide a customer service (e.g., MTS/WATS-type, telex, Data, etc.) that uses a resold private line service, Switched Access Service Rates and Regulations, as set forth in Section VII. The following will apply, except when such access to the local exchange is required for the provision of an enhanced service. Carrier Common Line Access rates and charges as set forth in IV.G.1. following apply in accordance with the resale rate regulations as set forth in IV.D.4. following.	
4. <i>Common Channel Signaling System 7 (CCS7) Access Service</i>	
Carrier Common Line charges do not apply to CCS7 Access Service as described in Section VII.B.7..	

IV. CARRIER COMMON LINE ACCESS SERVICE (Continued)

<p>D. <u>Resold Services</u></p> <p>1. <i>Scope</i></p> <p>Where the customer is reselling MTS and/or MTS-type service(s) on which the Carrier Common Line and Switched Access charges have been assessed, the customer may, at the option of the customer, obtain FGA, FGB, FGD, BSA-A, BSA-B or BSA-D Switched Access Service under this tariff as set forth in Section VII. following for originating and/or terminating access in the local exchange. Such access group arrangements whether single lines or trunks or multiline hunt groups or trunk groups will have Carrier Common Line Access charges applied as set forth in IV.G.1. following in accordance with the resale rate regulations set forth in IV.D.4. following. For purposes of administering this provision:</p>		
<p>Resold interstate terminating MTS and MTS-type service(s) shall include collect calls, third number calls and credit card calls where the reseller pays the underlying carrier's service charges; and shall not include intrastate minutes of use.</p>		
<p>Resold interstate originating MTS and MTS-type service(s) shall not include collect, third number, credit card or intrastate minutes of use.</p>		
<p>2. <i>Customer Obligation Concerning the Resale of MTS and MTS-Type Services</i></p> <p>When the customer is reselling MTS and/or MTS-type service as set forth in IV.D.1. preceding, the customer will be charged Carrier Common Line Access charges in accordance with the resale rate regulations as set forth in IV.D.4. following if the customer or the provider of the MTS service furnishes documentation of the MTS usage and/or the customer furnishes documentation of the MTS/type usage. Such documentation supplied by the customer shall be supplied each month and shall identify the involved resold MTS and/or MTS-type services.</p>		
<p>The monthly period used to determine the minutes of use for resold MTS and/or MTS-type service(s) shall be the most recent monthly period for which the customer has received a bill for such resold service(s). This information shall be delivered to the Telephone Company, at a location specified by the Telephone Company, no later than fifteen (15) days after the bill date shown on the resold MTS and/or MTS-type service bill. If the required information is not received by the Telephone Company, the previously reported information, as described preceding, will be used for the next two (2) months. For any subsequent month, no allocation or credit will be made until the required documentation is delivered to the Telephone Company by the customer.</p>		
<p>3. <i>Resale Documentation Provided By the Customer</i></p> <p>When the customer utilizes Switched Access Service as set forth in IV.D.2. preceding, the Telephone Company may request a certified copy of the customer's resold MTS or MTS-type usage billing from either the customer or the provider of the MTS-type Service. Request for billing will relate back no more than twelve (12) months prior to the current billing period.</p>		

IV. CARRIER COMMON LINE ACCESS SERVICE (Continued)

<p>4. Rate Regulations Concerning the Resale of MTS and MTS-Type Services</p> <p>When the customer is provided an access group or BSA to be used in conjunction with the resale of MTS and/or MTS-type services as set forth in <i>IV.D.1.</i> preceding, subject to the limitations as set forth in <i>IV.B.</i> preceding, and the billing entity receives the usage information required as set forth in <i>IV.D.2.</i> preceding, to calculate the adjustment of Carrier Common Line Access charges the customer will be billed as set forth in <i>d.</i>, <i>e.</i>, or <i>f.</i> following, depending upon, respectively, whether the usage is from non-equal access offices, equal access offices or a combination of the two.</p> <p>a. Apportionment and Adjustment of Resold Minutes of Use</p> <p>When the customer is provided with more than one access group or BSA in a LATA in association with the resale of MTS and/or MTS-type services, the resold minutes of use will be apportioned as follows:</p> <p>(1) Originating Services</p> <p>The Telephone Company will apportion the resold originating MTS and/or MTS-type services and originating minutes of use for which the resale credit adjustment applies, among the access groups or BSA. Such apportionment will be based on the relationship of the originating usage for each access group or BSA to the total originating usage for all access groups or BSA in the LATA. For purposes of administering this provision:</p>		
<p>Resold originating MTS and/or MTS-type services minutes shall be only those attributable to interstate originating MTS and/or MTS-type minutes and shall not include collect, third number, credit card or intrastate minutes of use.</p>		
<p>The resale credit adjustment shall apply for resold originating MTS and MTS-type services and minutes of use, provided Carrier Common Line and Switched Access Charges have been assessed on such services.</p>		
<p>(2) Terminating Services</p> <p>The Telephone Company will apportion the resold terminating MTS and/or MTS-type services and terminating minutes of use for which the resale credit adjustment applies, among the access groups or BSA. Such apportionment will be based on the relationship of the terminating usage for each access group or BSA to the total terminating usage for all access groups or BSA in the LATA. For purposes of administering this provision:</p>		
<p>Resold terminating MTS and/or MTS-type services minutes shall be only those attributable to interstate terminating MTS/MTS-type (i.e., collect calls, third number calls, and credit card calls) and shall not include intrastate minutes of use or MTS/MTS-type minutes of use paid for by another party.</p>		
<p>The resale credit adjustment shall apply for resold terminating MTS and MTS-type services and minutes of use, provided Carrier Common Line and Switched Access Charges have been assessed on such services.</p>		

IV. CARRIER COMMON LINE ACCESS SERVICE (Continued)

<p>b. Same State/Telephone Company/Exchange Limitation</p> <p>In order for the rate regulations to apply as set forth in <i>d.</i>, <i>e.</i>, or <i>f.</i> following, the access groups or BSAs and the resold MTS and/or MTS-type services must be provided in the same state (except when the same extended area service arrangement is provided in two (2) different states by the same telephone company) in the same exchange, provided by the same Telephone Company and connected directly or indirectly. For those exchanges that encompass more than one state, the customer shall report the information by state within the exchange.</p>		
<p>c. Direct and Indirect Connections</p> <p>Each of the access group arrangements or BSA used by the customer in association with the resold MTS and/or MTS-type services must be connected either directly or indirectly to the customer designated premises at which the resold MTS and/or MTS-type services are terminated. Direct connections are those arrangements where the access groups or BSAs and resold MTS and/or MTS-type services are terminated at the same customer designated premises.</p>		
<p>Indirect originating connections are those arrangements where the access groups or BSAs and the resold originating MTS and/or MTS-type services are physically located at different customer designated premises in the same exchange. Such different customer designated premises are connected by facilities that permit a call to flow from access groups to resold MTS and/or MTS-type services.</p>		
<p>Indirect terminating connections are those arrangements where the access groups and resold terminating MTS and/or MTS-type services are physically located at different customer designated premises in the same exchange. Such different customer designated premises are connected by facilities that permit a call to flow from resold terminating MTS and/or MTS-type services to access groups or BSAs.</p>		
<p>d. Access Groups and BSAs – Non Equal Access Offices Only</p> <p>The adjustments as set forth here and in <i>e.</i> and <i>f.</i> following will be computed separately for each access group or BSA.</p>		
<p>When all the usage on an access group or BSA originates from and/or terminates at end offices that have not been converted to equal access the Non Premium Access Charge per minute as set forth in <i>IV.G.</i> following will apply. The Access Minutes which will be subject to Carrier Common Line Access charges will be the adjusted originating interstate access minutes plus the adjusted terminating interstate access minutes for such access groups or BSAs.</p>		
<p>The adjusted originating access minutes will be the originating interstate access minutes less the reported resold originating MTS and/or MTS-type service minutes of use as set forth in <i>a.(1)</i> preceding; but not less than zero (0). The adjusted terminating access minutes will be the terminating interstate access minutes less the reported resold terminating MTS and/or MTS-type service minutes of use as set forth in <i>a.(2)</i> preceding; but not less than zero (0).</p>		

IV. CARRIER COMMON LINE ACCESS SERVICE (Continued)

<p>e. Access Groups and BSAs – Equal Access Offices Only</p> <p>When all the usage on an access group or BSA originates from and/or terminates at end offices that have been converted to equal access the Premium Access Charge per minute as set forth in <i>IV.G.1.</i> following will apply. The minutes billed Carrier Common Line Access Service charges will be the adjusted originating interstate access minutes and the adjusted terminating interstate access minutes for such access groups or BSAs.</p>		
<p>The adjusted originating access minutes will be the originating interstate access minutes less the reported resold originating MTS and/or MTS-type service minutes of use as set forth in <i>a.(1)</i> preceding; but not less than zero (0). The adjusted terminating access minutes will be the terminating interstate access minutes less the reported resold terminating MTS and/or MTS-type service minutes of use as set forth in <i>a.(2)</i> preceding; but not less than zero (0).</p>		
<p>f. Access Groups and BSAs – Non Equal Access and Equal Access Offices</p> <p>When an access group or BSA has usage that originates from and/or terminates at both end offices that have been converted to equal access and end offices that have not been converted, both premium and non-premium per minute charges as set forth in <i>IV.G.1.</i> following will apply respectively. The minutes billed Carrier Common Line Access Service charges will be the adjusted originating interstate access minutes plus the adjusted terminating interstate access minutes for such access groups or BSAs.</p>		
<p>The adjusted originating access minutes will be the originating interstate access minutes less the reported resold originating MTS and/or MTS-type service minutes of use as set forth in <i>a.(1)</i> preceding; but not less than zero (0). The adjusted terminating access minutes will be the terminating interstate access minutes less the reported resold terminating MTS and/or MTS-type service minutes of use as set forth in <i>a.(2)</i> preceding; but not less than zero (0).</p>		
<p>The adjusted originating access minutes and the adjusted terminating access minutes will be apportioned between premium and non-premium access minutes using end-office specific usage data when available, or when usage data are not available, the premium and non-premium ratios developed as set forth in <i>VII.E.6.b.</i> following. The Premium and Non Premium per minute charges set forth in <i>IV.G.1.</i> following will apply to the respective premium and non-premium access minutes determined in this manner.</p>		
<p>g. When the Adjustment Will be Applied to Customer Bills</p> <p>The adjustment as set forth in <i>d.</i>, <i>e.</i> and <i>f.</i> preceding will be made to the involved customer account no later than either the next bill date, or the one subsequent to that, depending on when the usage report is obtained.</p>		
<p>h. Conversion of Billed Usage to Minutes</p> <p>When the MTS and/or MTS-type usage is shown in hours, the number of hours shall be multiplied by sixty (60) to develop the associated MTS and/or MTS-type minutes of use. If the MTS and/or MTS-type usage is shown in a unit that does not show hours or minutes, the customer shall provide a factor to convert the shown units to minutes.</p>		

IV. CARRIER COMMON LINE ACCESS SERVICE (Continued)

<p>i. Percent Interstate Use (PIU)</p> <p>The adjustment as set forth in <i>d.</i>, <i>e.</i> and <i>f.</i> preceding will be made to the involved customer account after making the adjustments to the customer account as set forth in <i>IV.F.4.</i> following (PIU).</p>		
<p>E. <u>Presubscribed Interexchange Carrier Charge</u></p> <p>Presubscribed Interexchange Carrier Charges (PICC) compensate the Telephone Company for Telephone Company provided common lines for access to end users.</p>		
<p>The PICC is a flat-rated charge assessed on the end user's presubscribed carrier. End user customers who do not select a presubscribed carrier will be billed the PICC. The PICC shall not be applicable to any type of payphone lines (per FCC 03-139, Access Charge Reform Order).</p>		
<p>The PICC will not be reduced for residential lifeline customers.</p>		

IV. CARRIER COMMON LINE ACCESS SERVICE (Continued)

The PICC will be waived for residential lifeline customers who are toll blocked.		
Rates and Charges:		
<u>Jurisdiction</u>	Monthly Rate Per Presubscribed Multiline <u>Business Line</u>	
Washington	.01	
<u>Jurisdiction</u>	Monthly Rate Per Presubscribed <u>One Line Centrex</u>	
Washington	.01	
<u>Jurisdiction</u>	Monthly Rate Per Presubscribed <u>Two Line Centrex</u>	Monthly Rate Per Presubscribed <u>Three Line Centrex</u>
Washington	.01	.00
<u>Jurisdiction</u>	Monthly Rate Per Presubscribed <u>Four Line Centrex</u>	Monthly Rate Per Presubscribed <u>Five Line Centrex</u>
Washington	.00	.00
<u>Jurisdiction</u>	Monthly Rate Per Presubscribed <u>Six Line Centrex</u>	Monthly Rate Per Presubscribed <u>Seven Line Centrex</u>
Washington	.00	.00
<u>Jurisdiction</u>	Monthly Rate Per Presubscribed <u>Eight Line Centrex</u>	Monthly Rate Per Presubscribed <u>Nine Line and Above Centrex</u>
Washington	.00	.00

IV. CARRIER COMMON LINE ACCESS SERVICE (Continued)

<u>Jurisdiction</u> Washington	Monthly Rate Per ISDN-PRI <u>Arrangement</u> .05		
<p>F. <u>Rate Regulations</u></p> <p>1. <i>Billing and Charges</i></p> <p>Carrier Common Line charges will be billed to each Switched Access Service provided under this tariff in accordance with the regulations as set forth in <i>IV.F.5. following</i> (Determination of Premium and Non-Premium Charges) except as set forth in <i>IV.F.4. preceding</i> (Resale) and <i>IV.F.4. following</i> (PIU).</p>			
<p>2. <i>Measuring and Recording of Call Detail</i></p> <p>When access minutes are used to determine Carrier Common Line charges, they will be accumulated using call detail recorded by Telephone Company equipment except as set forth in <i>IV.F.3. following</i> (Unmeasured FGA, FGB, BSA-A and BSA-B Usage) and FGC and BSA-C operator and automated operator services systems call detail such as operator-DDD, operator-person, collect, credit-card, third number and/or other like calls recorded by the customer. The Telephone Company measuring and recording equipment, except as set forth in <i>IV.F.3. following</i> (Unmeasured FGA, FGB, BSA-A and BSA-B Usage), will be associated with end office or local tandem switching equipment and will record each originating and terminating access minute where answer supervision is received. The accumulated access minutes will be summed on a line by line basis, by line group or by end office, whichever type of account is used by the Telephone Company, for each customer and then rounded to the nearest minute.</p>			
<p>3. <i>Unmeasured FGA, FGB, BSA-A and BSA-B</i></p> <p>When Carrier Common Line Access is provided in association with FGA, FGB, BSA-A or BSA-B Switched Access Service in Telephone Company offices that are not equipped for measurement capabilities, an assumed average interstate access minutes will be used to determine Carrier Common Line Access charges. These assumed access minutes are as set forth in Sections <i>VII.E.5.g. and VII.F. following</i>.</p>			
<p>4. <i>Percent Interstate Use (PIU)</i></p> <p>When the customer reports interstate and intrastate use of in-service Switched Access Service, Carrier Common Line charges will be billed only to interstate Switched Access Service access minutes based on the data reported by the customer as set forth in <i>VII.E.5.h. following</i> except where the Telephone Company is billing according to actuals by jurisdiction. Interstate Switched Access Service access minutes will, after adjustment as set forth in <i>IV.D.4. preceding</i> (Resale), when necessary, be used to determine Carrier Common Line Charges as set forth in <i>IV.F.5. following</i>.</p>			

IV. CARRIER COMMON LINE ACCESS SERVICE (Continued)

<p>5. Determination of Premium and Non-Premium Charges</p> <p>After the adjustments as set forth in <i>IV.D.4.</i> and <i>IV.F.4.</i> have been applied, when necessary, to Switched Access Service access minutes, charges for the involved customer account will be determined as follows:</p> <p>a. Access minutes for all premium rated Switched Access Service subject to Carrier Common Line charges will be multiplied by the Premium Access per minute rate as set forth in <i>IV.G.1..</i></p>		
<p>b. Access minutes for all non-premium rated Switched Access Service subject to Carrier Common Line charges will be multiplied by the Non-Premium Access per minute rate as set forth in <i>IV.G.1..</i></p>		
<p>Carrier Common Line charges shall not be reduced as set forth in <i>IV.F.1.</i> unless Switched Access Charges, as set forth in Section <i>VII.</i>, are applied to the customer's Switched Access Services.</p>		
<p>c. Terminating Premium Access or Non-Premium Access, per minute charge(s) apply to:</p> <p>- all terminating access minutes of use;</p>		
<p>- less those terminating access minutes of use associated with Mobile Telephone Switching Offices (MTSOs);</p>		
<p>- all originating access minutes of use associated with FGA or BSA-A Access Services used to provide Foreign Exchange Services; and</p>		
<p>- all originating access minutes of use associated with calls placed to 500, 700, 800, 888 and 900 numbers, less those originating access minutes of use associated with calls placed to 500, 700, 800, 888 and 900 numbers for which the customer furnishes for each month a report of either the number of calls or minutes or a report of the percent of calls or minutes that terminate in a Switched Access Service that is assessed Carrier Common Line charges.</p>		
<p>The customer will provide a report indicating separate common line information for 500, 700, 800, 888 and 900 access minutes, at a statewide level and by jurisdiction. This report shall also include the applicable Access Customer Name Abbreviation [ACNA(s)].</p>		
<p>When the customer makes this report available to the Telephone Company in advance of billing, these minutes of use will be charged on the current bill as originating minutes of use as set forth in e. following. If a billing dispute arises concerning the customer provided report, the Telephone Company will request the customer to provide the data the customer used to develop the report. Unless a different audit interval is agreed to by the customer and the Telephone Company, the Telephone Company will not request such data more than once a year. The customer shall supply the data within thirty (30) days of the Telephone Company request, or within the number of days as agreed to by the customer and the Telephone Company.</p>		

IV. CARRIER COMMON LINE ACCESS SERVICE (Continued)

<p>When the report is not available to the Telephone Company until after billing, it shall be used by the Telephone Company to calculate and post a credit to the customer's account. The credit shall be posted to the customer's account within thirty (30) days of receipt of the report. The credit shall be calculated by multiplying the number of access minutes of use, for which a credit is determined to be applicable, times the difference between the terminating and originating Carrier Common Line charges in effect when the calls were completed.</p>		
<p>d. The originating Premium Access or Non-Premium Access, per minute charge(s) apply to:</p> <ul style="list-style-type: none"> - all originating access minutes of use; 		
<ul style="list-style-type: none"> - less those originating access minutes of use associated with FGA or BSA-A Access Services used to provide Foreign Exchange Service; 		
<ul style="list-style-type: none"> - less all originating access minutes of use associated with calls placed to 500, 700, 800, 888, and 900 numbers; 		
<ul style="list-style-type: none"> - less those originating access minutes of use associated with Mobile Telephone Switching Offices (MTSOs); 		
<ul style="list-style-type: none"> - plus all originating access minutes of use associated with calls placed to 500, 700, 800, 888, and 900 numbers for which the customer furnishes for each month a report of either the number of calls or minutes or a report of the percent of calls or minutes that terminate in a Switched Access Service that is assessed Carrier Common Line charges, and for which a corresponding reduction in the number of terminating access minutes of use has been made as set forth in <i>d.</i>. 		
<p>6. <i>Tandem Switch Signaling</i></p> <p>a. When Tandem Switch Signaling (TSS) is provided with originating FGD or BSA-D service, the Carrier Common Line rate element will be billed to the customer to whom the Carrier Identification Code is assigned.</p>		
<p>b. When terminating tandem routed service is received from the TSS customer, the carrier common line charges for the terminating minutes of use to each end office from the TSS customer's location will be billed in the following manner:</p> <p>(1) If the TSS customer is not the customer of record, the customer of record, i.e., the customer who ordered the facilities to the TSS customer's location, or the customer on whose behalf the TSS customer has ordered the facilities as agent for the customer, will be billed for all terminating Carrier Common Line charges.</p>		
<p>(2) If the TSS customer is the customer of record for facilities to the TSS customer's location, the terminating Carrier Common Line charges are the responsibility of the TSS customer. At the TSS customer's request, the Telephone Company will bill each of the TSS customer's customers directly for their respective Carrier Common Line charges, if the TSS customer agrees to furnish the Telephone Company, free of charge, the call detail information necessary to bill the TSS customer's users as set forth in <i>VII.E.14.</i>.</p>		

IV. CARRIER COMMON LINE ACCESS SERVICE

G. <u>Rates and Charges</u>				(T)
Carrier Common Line Access Service				
	<u>Non Premium Rate</u>			
	Per Originating 8YY Access <u>Minute</u>	Per Originating Non-8YY Access <u>Minute</u>	Per Terminating Access <u>Minute</u>	
Washington	.0000000	.0000000	.0000000	
	<u>Premium Rate</u>			
	Per Originating 8YY Access <u>Minute</u>	Per Originating Non-8YY Access <u>Minute</u>	Per Terminating Access <u>Minute</u>	
Washington	.0000000	.0000000	.0000000	(T)

TRANSMITTAL NO. 6

V. END USE ACCESS SERVICE

<p>The Telephone Company will provide End User Access Service (End User Access) to end users who obtain local exchange service from the Telephone Company under its general and/or local exchange tariffs and to local service providers that resell local exchange service to end users.</p>	
<p>A. <u>General Description</u></p>	
<p>End User Access provides for the use of an End User Common Line (EUCL).</p>	
<p>B. <u>Limitations</u></p>	
<p><i>1. Exclusions</i></p> <p>Neither a telephone number nor detail billing is provided with End User Access. Directory listings and Intercept arrangements are not included with End User Access.</p>	
<p><i>2. Lifeline Assistance</i></p> <p>Lifeline Assistance shall reduce the primary residence end user common line charge up to \$6.50 and the ARC shall not be billed.</p>	
<p>C. <u>Undertaking of the Telephone Company</u></p>	
<p>The Telephone will provide End User Access at rates and charges as set forth in V.G.1. through V.G.3. following, as follows:</p>	
<p>Use of an EUCL by an end user in connection with interstate Access Services provided under this tariff. Such use will be provided when the end user obtains local exchange service.</p>	
<p>The Telephone Company will be responsible for contacts and arrangements with customers for the billing of End User Access charges</p>	
<p>When the EUCL is provided to the end user, the Telephone Company will bill the EUCL and Access Recovery Charge (ARC) rate elements.</p>	
<p>D. <u>Obligations of Radio Common Carriers</u></p>	
<p>When the end user is a Radio Common Carrier (RCC) or provider of paging service, such end users shall designate whether the local exchange service they are provided by the Telephone Company is used as an access line for RCC or paging services, or used as an administrative line.</p>	
<p>E. <u>Payment Arrangements and Credit Allowances</u></p>	
<p><i>1. Minimum Period</i></p> <p>The minimum period for which EUCL End User Access is provided to an end user and for which charges are applicable is the same as that in the general and/or local exchange tariffs for the associated local exchange service.</p>	

V. END USE ACCESS SERVICE (Continued)

<p>2. <i>Cancellation of Orders</i></p> <p>End User Access is canceled when the order for the associated local telephone exchange service is canceled. No cancellation charges apply.</p>	
<p>3. <i>Changes to Orders</i></p> <p>When changes are made to orders for the local exchange service associated with End User Access, any necessary changes will be made for End User Access. No charges will apply.</p>	
<p>4. <i>Allowance for Interruptions</i></p> <p>When there is an interruption to an EUCL, requested End User Access credit allowances for interruptions will be provided as set forth for credit allowance for interruptions in <i>III.D.4.</i> preceding.</p>	
<p>5. <i>Temporary Suspension of Service</i></p> <p>When an End User temporarily suspends its Local Exchange Service which is associated with End User FIA, the credit allowance for the Common Line and the Access Recovery Charge (ARC) is the same as that for the associated Local Exchange Service as set forth in the local general services tariffs.</p>	
<p>F. <u>Rate Regulations</u></p> <p>1. <i>Who is Billed</i></p> <p>When the end user's local exchange service is provided by the Telephone Company, the EUCL per month charges will be billed to the end user. When the end user's local exchange service is provided by a local service provider that resells services, the EUCL per month charge will be billed to the reseller.</p>	
<p>The ARC is assessed when an end user or reseller obtains local exchange service from the Telephone Company, and is a per month rate that is assessed to the end user or reseller of the associated local exchange service.</p>	
<p>2. <i>Multiple Party Service</i></p> <p>The EUCL charge for each multiparty subscriber shall be assessed as if such subscriber had subscribed to single party service.</p>	

V. END USE ACCESS SERVICE (Continued)

<p>3. Business Services</p> <p>a. Single Line Service</p> <p>When an end user is provided a single local business exchange service in a state, multiparty service included, and when this local business exchange service is provided under the general and/or local exchange service tariffs, the EUCL Single Line Business - Individual line or trunk rate as set forth in V.G.1. following, applies to each such business individual line or trunk. In the case of multiparty service each party is deemed to be a user of an EUCL.</p>	
<p>b. Multiline Service</p> <p>When an end user is provided more than one local business exchange service in a state by the same Telephone Company, semi-public service and multiparty service included, or when local exchange service is provided for use with payphone service, and when a local exchange service is provided under the general and/or local exchange service tariffs that is not covered by c. following (Centrex), the EUCL Multiline Business - Individual line or trunk rate as set forth in V.G.3. following, applies to each such Multiline Business individual line or trunk. In the case of multiparty service each party is deemed to be a user of an EUCL.</p>	
<p>c. Centrex CO and Centrex CO-like Services</p> <p>For business Centrex CO and business Centrex CO-like service lines or trunks, the EUCL-Centrex CO rate as set forth in V.G.3. following applies to each business line or trunk.</p>	
<p>Centrex CO is a service that a.) uses a portion of a Telephone Company switch located at the Telephone Company central office to meet the customer's internal needs and serves as the customer's interface with the local and interexchange networks and b.) links the customer's main stations to the Telephone Company switch with subscriber loops.</p>	
<p>Centrex CO-like services are services (e.g., ESSX, Centron, Centraflex, Airport Service, Hotel-Motel Service) that operate in a manner that is substantially the same as Centrex CO and a.) are provided using switches located at Telephone Company central offices and b.) link customer main stations to the Telephone Company switch with subscriber loops.</p>	
<p>Centrex CO and CO-like service provided to a college, university or school may serve both the college, university or school offices and the student or faculty dormitory (residential) quarters. When provided to a residential quarters, the residential portion of the service is commonly known as dormitory service. Residential charges will apply to lines to the student faculty dormitory (residential) quarters as set forth in V.G.1. following. Business charges for lines to the university, college or school offices will apply as set forth in V.G.3. following. Charges shall be based on the number of residence and business lines reported to the Telephone Company by the end user.</p>	
<p>d. Integrated Services Digital Network-Primary Rate Interface (ISDN PRI)</p> <p>For ISDN PRI the ISDN PRI end user charge as set forth in V.G.2. will apply per ISDN PRI service. Each ISDN PRI service will be assessed the equivalent of five (5) Multi-Line Business ARC charges.</p>	

V. END USE ACCESS SERVICE (Continued)

<p>e. Integrated Services Digital Network-Basic Rate Interface (ISDN BRI)</p> <p>For ISDN BRI the ISDN BRI end user charges as set forth in V.G.2. will apply per ISDN BRI service.</p>	
<p>4. <i>Radio Common Carriers</i></p> <p>End User Access charges do not apply for each local exchange service used only as a path for the transmission of Radio Common Carrier (RCC) traffic between the Telephone Company serving wire center and the RCC's radio equipment.</p>	
<p>End User Access Charges will apply to the Radio Common Carrier's local exchange service used for administrative purposes. This shall also include those Radio Common Carriers providing maritime service under Part 81 of the FCC Rules and Regulations.</p>	
<p>A Radio Common Carrier is described as a common carrier engaged in the provision of Public Mobile Service, (as defined in Part 22 of the FCC Rules and Regulations), which is not also in the business of providing landline local exchange telephone service.</p>	
<p>5. <i>Remote Call Forwarding</i></p> <p>End User Access charges do not apply for each local exchange service provided as Remote Call Forwarding (RCF) residential or business service, under the general and/or local exchange service tariffs.</p>	
<p>6. <i>Residence Services</i></p> <p>a. Single Line and Multiline Service</p> <p>When an end user is provided local residence exchange service(s) in a state, multiparty service included, and when the local residence exchange service is provided under the general and/or local exchange service tariffs, the EUCL Residence - Individual line or trunk rate as set forth in V.G.1. following, applies to each such local residence exchange service.</p>	
<p>End user residence common line rates and the Presubscribed Interexchange Carrier Charge (PICC), as shown in Section IV., are applied as primary or nonprimary.</p>	
<p>Until January 1, 1999, the primary residence end user common line and PICC rates will apply to only one (1) line when the customer has more than one (1) line billed on a single account for the same service name at the same service address.</p>	
<p>Effective January 1, 1999, the designation of primary and nonprimary will be changed as follows. The primary rate is assessed to the residential subscriber line which is any or all of the following:</p> <p>(1) The only line provided at that service address; or</p>	

V. END USE ACCESS SERVICE

(2) The first line installed at that location. Any additional residence exchange lines at the same service location, regardless of the named subscriber, will be assessed the nonprimary rate; or							
(3) The line designated as the primary by the billed party or parties when multiple exchange lines are ordered at the same time for the same service location.							
In most cases only one (1) line at a service location can be classified primary, all others are considered to be nonprimary.							
In the case of multiparty service each party is deemed to be a user of an EUCL. These rates may be reduced as set forth in V.B.2. (Lifeline Assistance).							
<p>b. Centrex CO and CO-Line Dormitory Service</p> <p>Regulations concerning the application of EUCL charges to student or faculty dormitory (residential) quarters served by Centrex CO or CO-like service are set forth in V.F.4.c. preceding.</p>							
<p>G. <u>Rates and Charges</u></p> <p>1. <i>End User Common Line (EUCL) Residence, Single Line Business, and Centrex CO and CO-Like Dormitory Service</i></p> <p>Per Individual Line or Trunk</p> <table><thead><tr><th></th><th>Primary Residence and Single Line Business Rate Per Month⁸</th><th>Nonprimary Residence Rate Per Month</th></tr></thead><tbody><tr><td>Washington</td><td>6.50</td><td>7.00</td></tr></tbody></table>			Primary Residence and Single Line Business Rate Per Month ⁸	Nonprimary Residence Rate Per Month	Washington	6.50	7.00
	Primary Residence and Single Line Business Rate Per Month ⁸	Nonprimary Residence Rate Per Month					
Washington	6.50	7.00					
<p>2. <i>End User Common Line (EUCL) Integrated Services Digital Network</i></p> <p>Per ISDN Service</p> <table><thead><tr><th></th><th>Rate Per Month Per ISND PRI Service</th><th>Rate Per Month Per ISDN BRI Service</th></tr></thead><tbody><tr><td>Washington</td><td>46.00</td><td>7.00</td></tr></tbody></table>			Rate Per Month Per ISND PRI Service	Rate Per Month Per ISDN BRI Service	Washington	46.00	7.00
	Rate Per Month Per ISND PRI Service	Rate Per Month Per ISDN BRI Service					
Washington	46.00	7.00					

⁸ Residence Lifeline Assistance is provided as described in V.B.2..

V. END USE ACCESS SERVICE

3. <i>End User Common Line (EUCL) Multiline Business including Centrex CO and CO-Like Service</i>					
a. Per Individual Line or Trunk					
<u>Rate Per Month</u>					
Washington					9.20
b. Access Recovery					
The rates for the ARC, where applicable, are provided below.					
					General Rate Per Month
Residence, Non-Primary Residence, and ISDN BRI, all jurisdictions					
- Individual Line or trunk, each					\$0.83
Single Line Business					
- Individual Line or trunk, each					\$0.96
Multi-Line Business, ISDN PRI, Centrex Washington					\$1.68
The following exchanges by company have exemptions from or exceptions to the general rate for Residence, Non-Primary Residence, and ISDN BRI ARC:					
All exchanges exempt					
		Rate per Month			(N)
		Residence, Non-Primary Residence, and ISDN BRI – per individual line or trunk	Single Line Business – per individual line or trunk	Multi-Line Business, ISDN PRI, Centrex – per individual line or trunk	
Ziply Fiber Telephone Companies - Idaho					
St. Maries	\$0.50	\$0.50	0	\$1.0	
Ziply Fiber Telephone Companies - Washington					
Lyman	\$0.50	\$0.50	0	\$1.0	
Sedro Woolley	\$0.50	\$0.50	0	\$1.0	
Everett Chennault Beach	\$0.50	\$0.50	0	\$1.0	
North Richland	\$0.50	\$0.50	0	\$1.0	(N)

TRANSMITTAL NO. 6

VI. ORDERING SWITCHED AND SPECIAL ACCESS SERVICE

This section sets forth the regulations and order related charges for Access Orders for Switched and Special Access Services and Expanded Interconnection Services (EIS). These charges are in addition to other applicable charges as set forth in other sections of this tariff.

A. Access Service Request Requirements

An ASR is used by the Telephone Company to receive orders for the following types of services requested by the customer:

- Switched Access as in Section VII.,
- Special Access as in Section II.,
- Expanded Interconnection Service as in Section XVIII., and
- Other Services as in other sections of the tariff.

When placing an order for Access Services, the customer must complete a Telephone Company Access Service Request and shall provide the information as required in VI.A.1., VI.A.2., and VI.A.3. following.

1. *General*

A customer may order any number of services of the same type and between the same premises on a single Access Service Request. All details for services for a particular order must be identical except for those for multipoint service.

A customer may order access service on behalf of the customer's end user. The customer must provide the Telephone Company all the necessary information as set forth in this section.

The customer shall provide all information necessary for the Telephone Company to provide and bill for the requested service. In addition to the order information required in VI.A.2. and VI.A.3. following, the customer must also provide:

- Customer name and premises address(es)
- Billing name and address (when different from customer name and address).
- Customer contact name(s) and telephone number(s) for the following provisioning activities: order negotiation, order confirmation, interactive design, installation and billing.

VI. ORDERING SWITCHED AND SPECIAL ACCESS SERVICE (Continued)

2. Switched Access Ordering Requirements

Switched Access Service may be ordered by the customer on the basis of line-side or trunk - side access connections at Telephone Company locations. Trunk side ordering regulations are as set forth in VI.A.2.a.. Line side ordering regulations are as set forth in VI.A.2.b..

a. Trunk Side Access Services

FGB, FGC, FGD, BSA-B, BSA-C, BSA-D, 500, 800, 877, 888, and 900 Access services are provided by the Telephone Company via trunk side connections. Trunk side connections shall be established via orders for Entrance Facilities, Direct-Trunked Transport or Tandem-Switched Transport. 500 and 900 Access Service Trunks are provided only at Telephone Company designated switches capable of performing the customer identification function for 500 and 900 services. All 500 and 900 NXX code assignments and administration shall be in accordance with the North American Numbering Plan (NANP). 800/877/888 Access Service Trunks are offered only in conjunction with the 800/877/888 customer identification function as described in VII.B.5.a.(1) and in conjunction with 800/877/888 Data Base Query Service as described in VII.B.5.d.. Customers may request 800/877/888 access connections to suitably equipped end offices and Telephone Company access tandem offices. A list of those offices will be provided upon request. All 800/877/888 number assignments shall be administered by the Number Administration Service Center (NASC) through the Service Management System (SMS). When direct routing of 500, 800, 877, 888 or 900 Access Service traffic via 500, 800, 877, 888 or 900 Access Service trunks is desired, or when the customer's 500, 800, 877, 888 or 900 Access Service traffic is combined in the same trunk group arrangement with the customer's FGC, FGD, BSA-C or BSA-D traffic, the customer must complete an Access Service Request as set forth in (1) or (2).

(1) Local Transport Entrance Facilities and Direct-Trunked Transport

ASRS for Entrance Facilities and Direct-Trunked Transport must specify the customer designated premises, type of service (e.g., Voice Grade, DS1 or DS3), the channel interface, and any options desired. In addition, ASRs for Direct-Trunked Transport must specify any Hubs involved and the end office, when direct routing to an end office is desired, or the Telephone Company access tandem if direct routing to a Telephone Company access tandem for purposes of obtaining Tandem-Switched Transport is desired.

ASRs for Direct-Trunked Transport must also specify the Feature Group or Serving Arrangement, number of trunks at the end office or Telephone Company tandem, major traffic types and directionality. Originating traffic may be categorized into Domestic, 500, 800, 888, 900, operator and IDDD when the customer wishes to further segregate their originating traffic.

VI. ORDERING SWITCHED AND SPECIAL ACCESS SERVICE (Continued)

<p>(2) Tandem-Switched Transport</p> <p>Customers may order FGB, FGC, FGD, BSA-B, BSA-C, BSA-D 500, 800, 888 and 900 Tandem-Switched Transport Services by specifying the number of trunks desired between their premises and the Telephone Company access tandem or BHMCs between the customer's premises and the end office and the Local Transport and Local Switching Options desired. When ordering by trunk quantities rather than BHMC quantities to a Telephone Company access tandem, the customer must also provide to the Telephone Company an End Office Detail Form specifying an estimate of the amount of traffic it will generate to and/or from each end office subtending the Telephone Company access tandem to assist the Telephone Company in its own efforts to project further facility requirements. The major traffic types and directionality must also be specified to enable efficient provisioning and billing functions.</p>	
<p>There are two (2) major traffic types identified as Originating and Terminating traffic. Because some customers will wish to further segregate their originating traffic into separate trunk groups, originating traffic may be further categorized into Domestic, 500, 800, 888, 900, operator and IDDD.</p>	
<p>When a customer orders FGB, FGC, FGD, BSA-B, BSA-C, BSA-D, 500, 800, 888 or 900 Tandem-Switched Transport Service in trunks, the customer is responsible to assure that sufficient access facilities have been ordered to handle this traffic.</p>	
<p>Customers may order FGB, FGC, FGD, BSA-B, BSA-C, BSA-D, 500, 800, 888 or 900 Tandem Switched Transport by specifying the number of busy hour minutes of capacity (BHMC) from the customer's premises to the end office by Switched Access arrangement and by type of BHMC. This information is used to determine the number of transmission paths as set forth in VII.E.5. following. The customer then specifies the Local Transport and Local Switching options desired, and for FGB and BSA-B the manner in which interstate communications shall be completed.</p>	
<p>The BHMC may be determined by the customer in the following manner. For each day (8:00 AM to 11:00 PM, Monday through Friday, excluding national holidays), the customer shall determine the highest number of minutes of use for a single hour (e.g., 55 minutes in the 10-11 am hour). The customer shall, for the same hour period (i.e., busy hour) for each of twenty (20) consecutive business days, pick the twenty (20) consecutive business days in a calendar year which add up to the largest number of minutes of use. Both originating and terminating minutes shall be included. The customer shall then determine the average busy hour minutes of capacity (i.e., BHMC) by dividing the largest number of minutes of use figure for the same hour period for the consecutive twenty (20) business day period by twenty (20). This computation shall be performed for each end office the customer wishes to serve. These determinations thus establish the forecasted BHMC for each end office.</p>	

VI. ORDERING SWITCHED AND SPECIAL ACCESS SERVICE

(Continued)

<p>BHMCs are differentiated by type and directionality of traffic carried over a Switched Access Service arrangement. Differentiation of traffic among BHMC types is necessary for the Telephone Company to properly design Switched Access Service to meet the traffic carrying capacity requirement of the customer. There are two (2) major BHMC categories identified as Originating and Terminating. Because some customers will wish to further segregate their originating traffic into separate trunk groups, originating BHMCs are further categorized into Domestic, 500, 800, 888, 900, Operator and IDDD.</p>	
<p>(3) 900 NXX Code Activation/Deactivation</p> <p>900 Access Service NXX Code Activation shall be ordered by the customer for an entire Telephone Company serving area, state within a serving area, or LATA associated with a Telephone Company serving area. The customer must specify in its Access Service Request, the 900 NXX codes to be activated or deactivated and the service area desired. The Telephone Company will activate or deactivate the requested NXX codes in all Telephone Company switches which perform the customer identification function for 900 Access Service within the service area ordered by the customer. Telephone Company serving areas are set forth in Section I., Sheet 1.</p>	
<p>When a customer's 900 Access Service traffic originates from a Telephone Company end office which is not capable of performing the customer identification function the customer may be required, upon reasonable notice, to provide the Telephone Company an estimate of the amount of traffic it will generate from the end office to assist the Telephone Company in its own efforts to project future facility requirements.</p>	
<p>For additions and/or deletions of 900 Access Service NXX(s) subsequent to the initial order for service, the customer shall place an Access Service Request for such additions and/or deletions at least thirty (30) days prior to the effective date of the change in order to allow the Telephone Company sufficient time to implement the change. Calls originating in Telephone Company jurisdictions to NXXs which the customer has not ordered activated will be blocked in those end offices or Telephone Company access tandems which possess the technical capabilities to block such calls.</p>	
<p>(4) Operator Services</p> <p>Operator Services, as set forth in Section XVII. following, are provided to all customers via FGD or BSA-D Switched Access Service for calls associated with end offices converted to equal access. Operator Services are provided for calls associated with end offices not converted to equal access via FGC or BSA-C Switched Access Service to AT&T only. Operator Service customers must order, if none exists, sufficient Switched Access trunking facilities between their premises and the Telephone Company designated Operator Service switching locations in accordance with the ordering requirements set forth in (1) and (2). At the option of the customer, Operator Transfer and Inward Operator Assistance traffic may be combined on the same trunk group. Operator Service switching locations, in which Operator Services are available, are identified in National Exchange Carrier Association Tariff F.C.C. No. 4. Rates and charges applicable to the provision of Operator Service functions are set forth in Section XVII..</p>	

VI. ORDERING SWITCHED AND SPECIAL ACCESS SERVICE
(Continued)

<p>(5) Coin Services</p> <p>An Access Service Request (ASR) is required from the customer to add 1+ coin traffic from an end office. At the customer's option, the ASR can be issued at a 1+ coin Telephone Company access tandem or end office level. For an initial customer order at a 1+ coin Telephone Company access tandem, the Telephone Company must receive the request at least one hundred twenty (120) calendar days prior to the requested effective date. Standard provisioning intervals will apply to subsequent orders involving that 1+ coin Telephone Company access tandem.</p>	
<p>The customer must provide the Telephone Company with written notification stating that an order is being submitted pursuant to an agreement with a secondary service provider prior to the routing of 1+ interLATA coin traffic to a provider other than the customer.</p>	
<p>(6) Common Channel Signaling System 7 Services</p> <p>Common Channel Signaling System 7 (CCS7) Access Service facilities may be ordered by the customer for interconnection between a Telephone Company Signal Transfer Point (STP) and a customer's premises. CCS7 Access Services shall be ordered and installed pursuant to specifications in Technical Reference GR-905-CORE, Issue 11. Each service application used in conjunction with CCS7 Access Service will require a separate ASR.</p>	
<p>When ordering SS7 Out of Band Signaling for FGD, BSA-D, 500, 800, 888 or 900 Access Service, the ASR must specify the existing CCS7 Access Service facilities or a related ASR for CCS7 Access Service. The ASR must also include STP point codes, STP location identifier codes, FGD, BSA-D, 500, 800, 888 or 900 Access Service trunk circuit identification codes, and switch type. All traffic carried by that FGD, BSA-D, 500, 800, 888 or 900 Access Service will be equipped with Out of Band Signaling. The customer and the Telephone Company will work cooperatively to determine the number of CCS7 Access Service connections required to handle the customer's SS7 Out of Band Signaling traffic.</p>	
<p>(7) 500 NXX Code Activation/Deactivation</p> <p>500 Access Service NXX Code Activation shall be ordered by the customer for an entire Telephone Company serving area, state within a serving area, or LATA associated with a Telephone Company serving area. The customer must specify on its Access Service Request, the 500 NXX codes to be activated or deactivated and the service area desired. The Telephone Company will activate or deactivate the requested NXX codes in all Telephone Company switches which perform the customer identification function for 500 Access Service within the service area ordered by the customer. Telephone Company serving areas are set forth in Section I., Sheet 1.</p>	

VI. ORDERING SWITCHED AND SPECIAL ACCESS SERVICE (Continued)

When a customer's 500 Access Service traffic originates from a Telephone Company end office which is not capable of performing the customer identification function the customer may be required, upon reasonable notice, to provide the Telephone Company an estimate of the amount of traffic it will generate from the end office to assist the Telephone Company in its own efforts to project future facility requirements.	
For additions and/or deletions of 500 Access Service NXX(s) subsequent to the initial order for service, the customer shall place an Access Service Request for such additions and/or deletions at least thirty (30) days prior to the effective date of the change in order to allow the Telephone Company sufficient time to implement the change. Calls originating in Telephone Company jurisdictions to NXXs which the customer has not ordered activation will be blocked in those end offices or Telephone Company access tandems which possess the technical capabilities to block such calls.	
(8) When a customer orders Tandem Switch Signaling (TSS) as described in <i>VII.E.3.d.</i> and <i>VII.E.14.</i> , to be established with the installation of a new FGD or BSA-D trunk group, 500 SAC Access Service or 900 SAC Access Service trunk group, the Switched Access Ordering charge, per ASR, and the appropriate Service Installation charge will apply for the installation of the FGD, BSA-D, 500 SAC, or 900 SAC Access services. TSS can only be provided from equal access end offices.	
When a customer orders Tandem Switch Signaling to be added to an existing FGD or BSA-D trunk group, 500 SAC Access Service trunk group or 900 SAC Access Service trunk group or to a pending ASR, only the Switched Access Ordering charge and the Design Change charge will apply for the addition of the optional arrangement.	
(9) When ordering FGD or BSA-D Switched Access with 950-XXXX Access as described in <i>VII.C.2.a.</i> and <i>b.</i> , the customer shall provide an ASR specifying which 950-XXXX access code(s) are to be routed and the FGD or BSA-D Switched Access Service over which resulting originating 950-XXXX access code calls are to be routed.	
(10) When ordering Carrier Identification Parameter (CIP) as described in <i>VII.C.2.a.</i> , and <i>c.</i> , the customer shall provide an ASR specifying a reference to existing FGD switched access services or reference to a related ASR for FGD switched access services. The customer's ASR shall specify the information necessary to identify the trunk group to which CIP is to be added.	
(11) For Dedicated SONET Optical Transport Service, the Telephone Company will construct the customer's dedicated ring. The customer must provide the Telephone Company with complete and accurate information to design and construct the customer's dedicated ring. Construction will not begin until the customer and the Telephone Company agree on the design of the ring. The order date for the ring is the date on which the customer provides the Telephone Company with a complete and accurate ASR for the service. In the event that the customer cancels its request, or part of its request, for construction of the ring, cancellation charges as set forth in <i>IV.B.6.</i> following will apply.	

VI. ORDERING SWITCHED AND SPECIAL ACCESS SERVICE (Continued)

<p>(12) When ordering a lower bit rate service over another customer's DSR (Host Customer) that is equipped with the Customer Service Management (CSM) optional feature as set forth in Section XXI.A.12.a. following, the lower bit rate service customer (Service User) must provide a Letter of Authorization (LOA) that is signed by both the Service User and the Host Customer. The LOA must include an acknowledgment that the Host Customer has the ability to perform CSM functions (e.g., reconfiguration) on the portion of the Service User's service that rides the DSR.</p>	
<p>b. Line Side Access Services</p> <p>FGA and BSA-A Access service is provided by the Telephone Company via line-side connections. All customers shall provide the ordering requirements as follows:</p>	
<p>For FGA or BSA-A Switched Access Service, the customer shall specify the number of lines and the first point of switching (i.e., dial tone office), the type of Local Transport Entrance Facility and Direct-Trunked Transport, the Local Transport options and Local Switching options desired, and the manner in which interstate communications shall be completed. In addition, the customer shall also specify which lines are to be arranged in multiline hunt group arrangements and which lines are to be provided as single lines.</p>	
<p>When FGA or BSA-A is ordered the customer shall specify whether or not the terminating traffic is to be restricted to the FGA or BSA-A Access Area (local exchange calling area) as set forth in VII.B.1.a.(7) or allowed to extend beyond the FGA or BSA-A Access area but within the LATA. When FGA or BSA-A traffic is terminated beyond the Access Area but remains within the LATA, the rates for Switched Access as set forth in VII.E.8., will apply.</p>	
<p>3. <i>Special Access Services</i></p> <p>a. General</p> <p>When placing an order for Special Access Services, the customer must provide the requirements as follows:</p>	
<p>For all Special Access Services, the customer must specify the customer designated premises or Hubs involved, the type of service, (e.g., Voice Grade, High Capacity, etc.) the channel interface, technical specification package and options desired. The customer must also indicate the jurisdiction of the circuit as set forth in VIII.A.9. following. For DS3 High Capacity Services, the customer must indicate the minimum service period and level of capacity. For multipoint services, the channel interface at each premises may, at the request of the customer, be different but all such interfaces shall be compatible.</p>	
<p>Where the Special Access Service is exempt from the Special Access Surcharge, the customer shall furnish with the Access Service Request the certification as set forth in VIII.B.1.e. following. Exemption certifications may be provided in writing or by use of an Access Service Request.</p>	

VI. ORDERING SWITCHED AND SPECIAL ACCESS SERVICE

(Continued)

<p>4. <i>Switched Access Interface</i></p> <p>The Switched Access Interface optional feature, as set forth in VII.C.2. following, is ordered by a customer in the provision of that customer's interstate communications service (e.g., WATS, 800, 888 or WATS-type services) to end users. Orders for the Switched Access Interface must specify the required information as set forth preceding for the appropriate Switched Access Service Feature Group or BSA and Voice Grade Special Access Service. The customer must also specify the Switched Access Interface Arrangement optional features, if any, the directionality of the service to be provided (i.e., originating, terminating, or two-way) and the type of Supervisory Signaling.</p>	
<p>If the wire center that serves the customer's end user premises is not a WATS Serving Office (WSO) the Telephone Company will configure the Special Access portion of the service to the nearest wire center where the necessary functions exist.</p>	
<p>5. <i>Equal Access Conversions</i></p> <p>When an office is scheduled to be converted to equal access, the IC must submit an Access Service Request for FGD or BSA-D service no later than one hundred twenty (120) days prior to the end office equal access conversion date in order for the IC to participate in the presubscription process as described in IX.E.. ICs wishing to participate in pay telephone balloting must specify if the carrier will handle 0+ traffic only, both 0+ and 1+ traffic, or 0+ with 1+ traffic being handled by a secondary service provider. When 1+ coin traffic is handled by a secondary service provider, the participating IC must identify the secondary service provider.</p>	
<p>Customers may request existing FGA, FGB, BSA-A or BSA-B services be converted to FGD or BSA-D upon the conversion of an office to equal access. Changes in Feature Group or BSA types are provided as set forth in VII.E.4.e..</p> <p>Feature Group D and BSA-D Facilities Shortages:</p> <p>In the event a shortage of FGD or BSA-D resources exists, the Telephone Company will make every reasonable effort to meet all Access Service Requests as of the equal access conversion date. In the event these efforts are unsuccessful, the Telephone Company will notify all ICs requesting FGD or BSA-D service that a shortage of facilities exist and allocation of available facilities among participating ICs is necessary.</p>	
<p>The available resources are determined by the Telephone Company and represent the equipment and facility quantities necessary to provide FGD or BSA-D service, excluding intraLATA FGC or BSA-C and interLATA FGC or BSA-C terminating resources currently in service. If the interLATA FGC or BSA-C trunks are arranged to carry two-way traffic, one half (1/2) will be considered available resources.</p>	

VI. ORDERING SWITCHED AND SPECIAL ACCESS SERVICE

(Continued)

<p>FGD and BSA-D resources are allocated to each IC based on the percent of end users that are presubscribed to that IC as counted thirty (30) days prior to the conversion date. For example, if ten percent (10%) of end users in an end office, or a group of end offices served by a common Telephone Company access tandem, scheduled to be converted to equal access are presubscribed to a particular IC, ten percent (10%) of the total available FGD or BSA-D services will be allocated to that IC.</p>	
<p>The quantity of resources in service for each IC as determined by the allocation process will be adjusted on the basis of actual usage and blocking measurements. Actual usage adjustments will be made ninety (90) days after conversion to equal access. If necessary, this reallocation process will continue at three (3) month intervals until all initial service requests have been met.</p>	
<p>6. Provision of Other Services</p> <p>a. Testing Service, Additional Labor, Restoration Priority and Special Facilities Routing shall be ordered with an Access Service Request or as set forth in <i>b.</i> following. The rates and charges for these services, as set forth in other sections of this tariff, will apply in addition to the ordering charges set forth in this section and the rates and charges for the Access Service with which they are associated.</p>	
<p>b. Where possible, the Telephone Company will allow the services listed preceding to be subsequently added to an Access Service Request at any time, up to and including the service date for the Access Service. When added subsequently, charges for a design change as set forth in <i>VI.C.1.c.</i> following will apply when an engineering review is required.</p>	
<p>c. Additional Engineering is not an ordering option, but will be applied to an Access Service Request when the Telephone Company determines that Additional Engineering is necessary to accommodate a customer request. Additional Engineering conditions and charges are as set forth in <i>IX.A.</i> following and are in addition to the regulations, rates and charges specified in this section.</p>	
<p>d. For Packet Switching Network Service, the packet carrier must provide a Percent of Interstate Usage (PIU) in the Main Remarks section of the ASR when service is initially ordered. This PIU will be used as the basis for prorating the packet usage charges to the interstate and intrastate jurisdictions. The packet switching carrier may submit an updated PIU report in writing at any time following one (1) full month's billing. The updated report will become effective on the first day of the next monthly billing period which begins at least fifteen (15) business days after the date the revised report is received by the Telephone Company.</p>	
<p>7. Access Order Service Date Intervals</p> <p>Access Service is provided with Service Date Intervals. The Service Date Interval is that period of time which the Telephone Company requires to properly provision the service and begins when the customer submits a completed Access Service Request for service, as set forth in <i>VI.A.</i> preceding.</p>	

VI. ORDERING SWITCHED AND SPECIAL ACCESS SERVICE

(Continued)

Effective November 19, 2005, this service is no longer available to any customer who is not a customer as of November 19, 2005. Effective November 19, 2005, existing customers may not make additions, moves or changes to this service or submit any new orders for this service.	
The Telephone Company shall publish and make available to all customers, upon reasonable request, a schedule of Service Date Intervals applicable for Switched and Special Access Services. The schedule shall specify the services and the quantities of services that can be provided in the Service Date Intervals. Service Date Interval schedules are provided during regular business days at Telephone Company offices at which the customer places an order for Access Service.	
Access Services provided in a Service Date Interval will be installed during Telephone Company business days. If a customer requests that installation be done outside of scheduled work hours, and the Telephone Company agrees to this request, the customer will be subject to applicable Additional Labor Charges as set forth in IX.B. following.	
8. <i>Selection of Facilities For Access Order</i> When there are analog or digital high capacity facilities to a Hub on order or in service for the customer's use, the customer may request a specific channel or transmission path be used to provide the Switched or Special Access Service requested in an Access Service Request. The Telephone Company will make a reasonable effort to accommodate the customer request.	
For all other Access Service Requests, the option to request a specific transmission path or channel is not provided except as provided for under Special Facilities Routing as set forth in XII. following.	
9. <i>Shared Use Facilities</i> Shared Use (i.e., Switched and Special Access Services provided over the same analog or digital high capacity facilities) is allowed. Shared use facilities to a Hub will be ordered and provided as either Switched or Special Access Service. While shared use is allowed, individual services utilizing these facilities must be ordered either as Switched Access Service or Special Access Service. When placing the order for the individual service(s), the customer must specify a channel assignment for each service ordered.	
10. <i>Expanded Interconnection Services (EIS)</i> When ordering Expanded Interconnection Services (EIS) as described in XVIII.E., the customer shall place an ASR for the Switched Access or Special Access Cross Connect, as described in VII.E.13. and VIII.B.1.f. to interconnect the facilities of the Telephone Company to the facilities of the customer. Each service application used in conjunction with EIS will require a separate ASR. When ordering additions or changes to the existing EIS facilities, the customer must refer to the specific EIS facilities affected by the addition or change.	

VI. ORDERING SWITCHED AND SPECIAL ACCESS SERVICE

(Continued)

<p>11. <i>Dedicated SONET Ring (DSR)</i></p> <p>For Dedicated SONET Ring (DSR), the Telephone Company will construct the customer's dedicated ring. The customer must provide the Telephone Company with complete and accurate information to design and construct the customer's dedicated ring. Construction will not begin until the customer and the Telephone Company agree on the design of the ring. The order date for the ring is the date on which the customer provides the Telephone Company with a complete and accurate ASR for the service. In the event that the customer cancels its request, or part of its request, for construction of the ring, cancellation charges as set forth in VI.C.2. following will apply.</p>	
<p>12. <i>Special Construction</i></p> <p>a. When the Telephone Company determines that the installation of service meets the guidelines of the Special Construction tariffs as set forth in Section II.C. preceding, the customer is notified and conditions are negotiated as prescribed by the Special Construction tariffs.</p> <p>b. The regulations, rates and charges for Special Construction (as set forth in the tariffs referenced in Section II.C. preceding) are in addition to the regulations, rates and charges specified in this section.</p>	
<p>B. <u>Access Services Provided by More than One Telephone Company</u></p> <p>The Telephone Company will provide Access Services under this tariff where more than one Telephone Company is involved in the provision of Access Service as set forth in 1., 2. or 3.. The Single Company Billing arrangement as set forth in 1. will be used for FGA and BSA-A switched access services except where interconnection arrangements between the telephone companies involved permit the use of the Multiple Company Billing arrangement as set forth in 2.. The Telephone Company will notify the customer of the billing arrangement when the customer orders FGA or BSA-A service. The Multiple Company Billing arrangement, as set forth in 2. will be used for all FGB, FGC, FGD, BSA-B, BSA-C, BSA-D, 500, 800, 888 Access and 900 Access Services and Special Access Services.</p> <p>1. <i>Single Company Billing</i></p> <p>For FGA and BSA-A Switched Access Service the customer shall submit an ASR to the Telephone Company in whose territory the dial tone office is located. The Telephone Company receiving the order from the customer will arrange to provide the service and bill the customer as set forth in III.D.7.a..</p>	
<p>For services ordered as set forth preceding, the customer shall provide a copy of the ASR containing all information as required in VI.A. to any other Telephone Company involved in providing the service.</p>	

VI. ORDERING SWITCHED AND SPECIAL ACCESS SERVICE

(Continued)

<p>2. Multiple Company Billing</p> <p>Access services subject to Multiple Company Billing will be provided by the Telephone Companies involved in accordance with the Exchange Carrier Standards Association's Multiple Exchange Carrier Access Billing Guidelines (MECAB) and Multiple Exchange Carrier Ordering and Design Guidelines (MECOD).</p>	
<p>For all Switched and Special Access Services, the customer shall submit an ASR to each Telephone Company involved in providing the service.</p>	
<p>Each Telephone Company will provide the appropriate access service elements within its operating territory to a physical point of interconnection with the other involved Telephone Company(ies). The physical point of interconnection is the location where one Telephone Company's facilities connect with another Telephone Company's facilities.</p>	
<p>Each Telephone Company that receives an order will bill the customer for the appropriate access service elements provided by each respective Telephone Company as set forth in <i>III.D.7.b.</i> preceding.</p>	
<p>3. EAS Arrangements</p> <p>Where a customer utilizes FGA or BSA-A to originate and/or terminate calls within an Extended Area Service (EAS) calling area provided by more than one telephone company, as set forth in <i>III.D.7.c.</i> preceding, the customer shall submit an ASR for FGA or BSA-A service in the manner set forth in <i>1.</i> preceding. The customer shall also provide a copy of the ASR to any other Telephone Company involved in providing the service within the EAS calling area.</p>	
<p>C. Access Order Charges</p> <p>1. Access Service Request Modifications</p> <p>The customer may request a modification of its Access Service Request prior to the service date. The Telephone Company will make every effort to accommodate a requested modification when it is able to do so with the normal work force assigned to complete such an order within normal business hours. If the modification cannot be made with the normal work force during normal business hours, the Telephone Company will notify the customer. If the customer still desires the Access Service Request modification, the Telephone Company will schedule a new service date. All charges for Access Service Request modifications will apply on a per occurrence basis.</p>	
<p>Any increase in the number of Special Access Service circuits, Switched Access Service Entrance Facility circuits, Direct-Trunked Transport circuits, lines, trunks or busy hour minutes of capacity, or STP Port Terminations and CCS7 Access Service facilities will be treated as a new Access Service Request (for the increased amount only).</p>	
<p>If order modifications are necessary to satisfy the transmission performance for a Special Access Service ordered by a customer, these changes will be made without order modification charges being incurred by the customer.</p>	

VI. ORDERING SWITCHED AND SPECIAL ACCESS SERVICE (Continued)

<p>a. Service Date Change Charge</p> <p>(1) Access Order service dates for the installation of new services or rearrangements of existing services may be changed, but the new service date may not exceed the original service date by more than thirty (30) calendar days except as specified following. When, for any reason, the customer indicates that service cannot be accepted for a period not to exceed thirty (30) calendar days, and the Telephone Company accordingly delays the start of service, a Service Date Change Charge will apply.</p>	
<p>If a customer or customer's end user is unable to accept service within thirty (30) calendar days, of the original service date, the customer may elect one of the following:</p>	
<p>the customer may take no action, and the original order will be canceled by the Telephone Company on the 31st day with the appropriate Cancellation Charge as set forth in VI.C.2.c. following applied; or</p>	
<p>the customer may choose to commence billing for the service on the thirty-first (31st) day.</p>	
<p>When a customer chooses the option to commence billing for the service on the thirty-first (31st) day, the customer must place an Access Order Modification to the existing Access Order prior to the thirty-first (31st) calendar day after the original service date to request a new service date. A Service Date Change Charge will not apply for such service date change; however, if subsequent additional service date changes are requested after calendar day thirty-one (31), the Service Date Change Charge will apply, per request.</p>	
<p>When a customer chooses the option to commence billing for the service on the thirty-first (31st) day, monthly recurring charges for the service will begin accruing at calendar day thirty-one (31) after the original service date. The initial or subsequent bill for the service will include these accrued charges and any applicable nonrecurring charges in addition to billable charges specified in Section III.D.1.b. preceding.</p>	
<p>If the customer cancels the order after the thirtieth (30th) day, the customer will be billed the accrued monthly recurring charges specified preceding plus any applicable nonrecurring charges. These charges will be computed commencing at day thirty-one (31) after the original service date up to and including the cancellation date. The customer will be responsible for applicable minimum period and termination liability charges.</p>	
<p>(2) If the Telephone company determines it can accommodate the customer's request without delaying service dates for orders of other customers, a new service date may be established that is prior to the original standard or negotiated interval service date.</p>	
<p>If the service date is changed to an earlier date, the customer will be notified by the Telephone Company that Expedited Order Charges as set forth in 4. following apply. Such charges will apply in addition to the Service Date Change Charge.</p>	

VI. ORDERING SWITCHED AND SPECIAL ACCESS SERVICE (Continued)

Except as otherwise specified in 1.a. preceding, a Service Date Change Charge will apply, on a per order per occurrence basis, for each service date changed after the Plant Test Date of the ASR. The applicable charge is:	
	<u>Charge</u>
Service Date Change Charge, per order	\$28.00
b. (Reserved for Future Use)	
c. Design Change Charge	
The customer may request a design change to the service ordered. A design change is any change to an Access Service Request which requires engineering review. An engineering review is a review by Telephone Company personnel, of the service ordered and the requested changes to determine what changes in the design, if any, are necessary to meet the changes requested by the customer. Design changes include such things as the addition or deletion of optional features or functions or a change in the signaling arrangements associated with Switched Access Entrance Facility interface groups. Design changes do not include a change of Switched Access Entrance Facility type, end user premises, end office switch, Feature Group or BSA type or Special Access Service circuit type. Changes of this nature will require the issuance of a new order and the cancellation of the original order with appropriate cancellation charges applied.	
The Telephone Company will review the requested change, notify the customer whether the change is a design change, if it can be accommodated and if a new service date is required. If the customer authorizes the Telephone Company to proceed with the design change, a Design Change Charge will apply. The Design Change Charge will apply on a per order per occurrence basis, for each order requiring a design change. The applicable charge is:	
	<u>Rate</u>
Design Change Charge, per order	\$28.00
If a change of service date is required, the Service Date Change Charge as set forth in (A) preceding will also apply.	
d. Expedited Order Charge	
When placing an Access Service Request a customer may request a service date that is prior to the Telephone Company's published service date interval. If the Telephone Company determines that the service can be provided on the requested date, an Expedited Order Charge will apply.	

VI. ORDERING SWITCHED AND SPECIAL ACCESS SERVICE

(Continued)

<p>A customer may also request an earlier service date on a pending Access Service Request. If the customer's request can be accommodated, a Service Date Change Charge as described in Section VI.C.1.a. will apply in addition to the Expedited Order Charge.</p>															
<p>If the Telephone Company is subsequently unable to meet an agreed upon expedited service date, the Expedited Order Charge will not apply.</p>															
<p>In the event that the Telephone Company provides service on an expedited basis by customer request and the customer then delays service, an additional Service Date Change Charge as described in Section VI.C.1.a. will apply.</p>															
<p>The Expedited Order Charge applies per order, based on the requested service date. A request to expedite service to be available the next day is a one (1) day expedite, a request for service in two (2) days is a two (2) day expedite, and so on to a request for service a week from the request date is a seven (7) day expedite. A request for an expedite of more than seven (7) days will be billed the seven (7) day expedite rate. Expedited orders for same day service are not available. If the requested service date is at the published service date interval or later, no Expedited Order Charge will apply.</p>															
<p>Rates for Expedited Order Charges are as follows:</p> <p>Washington</p> <table data-bbox="418 1016 1105 1234"> <tr> <td>One Day Expedite</td><td>\$1,500.00</td></tr> <tr> <td>Two Day Expedite</td><td>1,238.83</td></tr> <tr> <td>Three Day Expedite</td><td>977.65</td></tr> <tr> <td>Four Day Expedite</td><td>925.88</td></tr> <tr> <td>Five Day Expedite</td><td>925.88</td></tr> <tr> <td>Six Day Expedite</td><td>904.84</td></tr> <tr> <td>Seven Day Expedite</td><td>883.79</td></tr> </table>	One Day Expedite	\$1,500.00	Two Day Expedite	1,238.83	Three Day Expedite	977.65	Four Day Expedite	925.88	Five Day Expedite	925.88	Six Day Expedite	904.84	Seven Day Expedite	883.79	
One Day Expedite	\$1,500.00														
Two Day Expedite	1,238.83														
Three Day Expedite	977.65														
Four Day Expedite	925.88														
Five Day Expedite	925.88														
Six Day Expedite	904.84														
Seven Day Expedite	883.79														
<p>2. Cancellation of an Access Service Request</p> <p>A customer may cancel an Access Service Request on any date after receipt of the Access Service Request by the Telephone Company and prior to the installation of service. The cancellation date is the date the Telephone Company receives written or verbal notice from the customer that the Access Service Request order is to be canceled. The verbal notice must be followed by written confirmation within ten (10) days. If written confirmation of the cancellation is not received by the Telephone Company, the verbal notice will not be considered a valid cancellation notice. When a customer cancels an Access Service Request for the discontinuance of service, no charges apply for the cancellation.</p> <p>a. Delay of Service Date by Customer</p> <p>Subject to Section VI.C.1. preceding, a customer may negotiate an extension of a service date of an Access Order for installation of new services or rearrangements of existing services.</p>															

VI. ORDERING SWITCHED AND SPECIAL ACCESS SERVICE
(Continued)

<p>b. Delay of Service Date by Telephone Company</p> <p>If the Telephone Company misses a service date by more than thirty (30) days due to circumstances over which it has direct control (excluding, e.g., Acts of God, governmental requirements, work stoppages and civil commotions), the customer may cancel the Access Service Request without incurring cancellation charges.</p>	
<p>c. Cancellation Charge</p> <p>When a customer cancels an Access Service Request prior to the service date, the Cancellation Charge specified in (1) through (5) following, shall apply.</p> <p>(1) When an ASR for Special Access Service is canceled on or after the Application Date, the Cancellation Charge is calculated, on a per ASR basis, by multiplying the total nonrecurring charges for the quantity ordered by the number of business days elapsed since the Application Date, and dividing that figure by the number of days in the service interval (i.e., the number of business days between the Application Date and the last day of the service date interval).</p>	
<p>(2) When an ASR for Switched Access Service is canceled on or after the Application Date, the Cancellation Charge is calculated, on a per ASR basis, by multiplying the total installation charge for the quantity ordered by the number of business days elapsed since the Application Date, and dividing that figure by the number of days in the service interval (i.e., the number of business days between the Application Date and the last day of the service date interval), and adding the Switched Access Ordering Charge.</p>	
<p>For services specified in (3) through (5) following: the cancellation charge is the charge shown for the last date passed on the order and will apply when a customer cancels an order or part of an order prior to accepting service.</p>	

VI. ORDERING SWITCHED AND SPECIAL ACCESS SERVICE
(Continued)

(3) Dedicated SONET Optical Transport Service (DSOTS)

Category I

<u>Cancellation Charges Which Apply After the Order Date</u>	<u>31st to 60th day after ordering</u>	<u>61st day after ordering to completion of Ring</u>
- per Primary Node	\$13,000.00	\$26,000.00
- per Expansion Node	26,000.00	52,000.00
- per Mid-span Amp.	5,600.00	10,600.00
- per Node Amp.	5,600.00	10,600.00

Category II

<u>Cancellation Charges Which Apply After the Order Date</u>	<u>31st to 60th day after ordering</u>	<u>61st day after ordering to completion of Ring</u>
- per Primary Node	\$13,000.00	\$26,000.00
- per Expansion Node	26,000.00	52,000.00
- per Mid-span Amp.	5,600.00	10,600.00

VI. ORDERING SWITCHED AND SPECIAL ACCESS SERVICE

(Continued)

(4) Dedicated SONET Ring (SDR)		
<u>Cancellation Charges Which Apply Prior to Issuance of ASR or Following Notification that Construction is Complete: per Node, Port Node, or per High Speed Interface</u>		
	<u>31st to 60th day after ordering</u>	<u>61st day after ordering to completion of construction</u>
- per OC3 Node/High Speed Interface	\$565.00	\$1,130.00
- per OC12 Node/High Speed Interface	962.00	1,924.00
- per OC48 Node/High Speed Interface	2,159.00	4,318.00
- per OC192 Node/High Speed Interface	7,010.00	14,020.00
 <u>Cancellation Charges Which Apply Prior to Issuance of ASR or Following Notification that Construction is Complete: per Node, Port Node, or per High Speed Interface</u>		
<u>All Critical Dates</u>		
- per OC3 Node	\$1,130.00	
- per OC12 Node	1,924.00	
- per OC48 Node	4,318.00	
- per OC192 Node	14,020.00	
(5) Ethernet Private Line (per channel extension)		
	<u>31st to 60th day after ordering</u>	<u>61st day after ordering to completion of circuit</u>
- 10 Mbps, 100 Mbps, or 1 Gbps Ethernet		
- 10 Mbps Ethernet Mapped to STS-1		
- 100 Mbps Ethernet Mapped to STS-1 or OC3c		
- 1 Gbps Ethernet Mapped to OC3, OC12, OC12c, or OC 48	\$175.00	\$350.00

VI. ORDERING SWITCHED AND SPECIAL ACCESS SERVICE

(Continued)

(6) Ethernet Private Line (per Access Aggregation Port)		
	31 st to 60 th day after ordering	61 st day after ordering to completion of circuit
- OC3 Aggregation Port		
- OC12 Aggregation Port		
- OC48 Aggregation Port	\$175.00	\$350.00
(7) Dedicated SONET Entrance Facilities Cancellation Charges Which Apply After the Order Date		
- per STS1 IEF Termination	\$1,000.00	
d. Partial Cancellation Charge		
Any decrease in the number of ordered Special Access Service circuits, Switched Access Service lines, trunks or busy hour minutes of capacity, or STP Port Terminations and CCS7 Access Service facilities, on a pending ASR will be treated as a partial cancellation. The charge will be determined by multiplying the total switched access installation or special access nonrecurring charge for the canceled portion of the order by the number of business days elapsed since the order date and dividing that figure by the number of days in the service interval.		
3. <i>Minimum Period Charges</i>		
a. When Access Service is disconnected prior to the expiration of the minimum period, charges are applicable for the balance of the minimum period. A disconnect constitutes facilities being returned to available inventory.		
For purposes of applying minimum period charges, the disconnect date shall be two (2) business days after the date the Telephone Company receives written notification from the customer or the date the customer requests service be disconnected, whichever is the later date.		
b. Except as specifically stated in other sections of this tariff, the Minimum Period Charge for monthly billed services will be determined as follows:		
For Switched Access Service excluding Entrance Facility and Direct-Trunked Transport elements, the charge for a month or fraction thereof is equal to the sum of the applicable switched access rates times the actual or assumed usage for the month as set forth in VII.E.7.b. following.		

VI. ORDERING SWITCHED AND SPECIAL ACCESS SERVICE

(Continued)

For Special Access Service, Switched Access Entrance Facility, and Direct-Trunked Transport services the charge for a month or fraction thereof is the applicable monthly rates for the service as set forth in <i>VIII.B.3.</i> and <i>VII.F.</i> following.	
The Minimum Period Charge for part-time Television and Program Audio Services is the applicable daily rate for the service as set forth in <i>VIII.B.3.</i> following.	
For the Presubscribed Interexchange Carrier Charge, the charge is the applicable monthly rate as set forth in <i>IV.E.</i> .	
For Optical Networking services, the charge is the applicable monthly rate as set forth in <i>XXI.B.</i> following.	

VII. SWITCHED ACCESS SERVICE

A. General

Switched Access Service, which is available to customers for their use in furnishing their service to end users, provides a two-point electrical communications path between a customer's premises and end user's premises. It provides for the use of common terminating, switching and trunking facilities, dedicated trunking facilities, and common subscriber plant of the Telephone Company. Switched Access Service provides for the ability to originate calls from an end user's premises to a customer's premises, and to terminate calls from a customer's premises to an end user's premises in the Access Area where it is provided. Specific descriptions of each Switched Access Service are provided in *VII.B.*. Switched Access Services may be connected to a customer's transmission equipment and facilities using a DS1 or DS3 Cross Connect arrangement where the customer is provided Expanded Interconnection Service as defined in Section *XVIII.*.

Switched Access services, when used to provide Tandem Switch Signaling (TSS) may be connected to a customer's access tandem via Switched Transport Access services or to a customer's transmission equipment and facilities using a DS1 or DS3 Cross Connect arrangement where the customer is provided Expanded Interconnection Service as described in Section *XVIII.*. TSS is available only with FGD and BSA-D Switched Access, 500 SAC Access and 900 SAC Access Services provided from equal access end offices. TSS is provided in multifrequency (MF) address signaling format from equal access end offices. TSS is also provided in SS7 Out of Band Signaling format at suitably equipped (Service Switching Point) end offices. TSS is not available from end offices that use alternate technologies to provide equal access capabilities, nor from Telephone Company access tandems.

The Telephone Company, to the extent that such services are or can be made available with reasonable effort, and after provision has been made for the Telephone Company's telephone exchange services, will provide to the customer upon reasonable notice service offered in this section of this tariff at rates and charges specified therein.

1. *Service Arrangements*

Switched Access is provided in conjunction with either of two types of access services, bundled Feature Groups or unbundled Lineside, Trunkside and Dedicated Network Access Link (DNAL) Basic Serving Arrangements (BSAs). BSAs, described in *VII.B.5.*, *VII.B.6.*, *VII.B.7.* and *VII.B.8.*, are provided in two (2) basic categories differentiated by their technical characteristics and how they connect, line side or trunk side connection, to the Telephone Company's first point of switching. The trunk side BSA is further differentiated into three (3) alternatives based upon how the end user accesses the trunk side BSA, with or without an access code. Feature Group A (FGA) and Basic Serving Arrangement A (BSA-A) are defined as line side connections to the Telephone Company's network. Feature Group B (FGB), Feature Group C (FGC), Feature Group D (FGD), Basic Serving Arrangement Alternative B (BSA-B), Basic Serving Arrangement Alternative C (BSA-C), and Basic Serving Arrangement Alternative D (BSA-D) are defined as trunk side connections to the Telephone Company's network. The use of a line side or trunk side switched access connection is dependent upon the switched access arrangement ordered by the customer.

VII. SWITCHED ACCESS SERVICE (Continued)

<p>Feature Groups and BSAs are arranged for either originating, terminating or two-way calling, based on the customer end office switching capacity ordered, while originating 500 Access Service, Toll Free Data Base Access Service and 900 Access Service is arranged for originating calling only. Originating calling permits the delivery of calls from Telephone Exchange Service locations to the customer's premises. Terminating calling permits the delivery of calls from the customer's premises to Telephone Exchange Service locations. Two-way calling permits the delivery of calls in both directions, but not simultaneously.</p>	
<p>Switched Access will be provided as both Feature Groups and BSAs to Telephone Company end offices either directly routed or routed via an access tandem, except as set forth following:</p> <p>a. Feature Group and BSA trunk side equivalents (FGB and BSA-B, FGC and BSA-C, and FGD and BSA-D) may not be provided for the same Carrier Identification Code (CIC) and/or Billing Account Number (BAN) at Telephone Company end offices which subtend the same tandem. When a Telephone Company end office subtends multiple tandems, Feature Group and BSA trunk side equivalents may not be provided for the same CIC and/or BAN at any Telephone Company end office which subtends either tandem.</p>	
<p>b. Feature Group and BSA line side equivalents (FGA and BSA-A) may not be mixed in the same multiline hunt group.</p>	
<p>Switched Access ordering regulations are detailed in VI.A..</p>	
<p>Switched access feature groups and BSAs may be provided in conjunction with voice grade Special Access services in order to complete communications to and from the customer's location. A complete description of the Switched Access Interface Arrangement is set forth in VII.C.2.t..</p>	
<p>2. Technical Specifications</p> <p>There are three (3) specific transmission specifications (i.e., Types A, B and C) that have been identified for the provision of Switched Access Arrangements. The specifications provided are dependent on the Interface Group associated with the Local Transport Entrance Facility and the routing of the service, i.e., whether the service is routed directly to the end office or via a Telephone Company access tandem. The parameters for the transmission specifications and descriptions of the Interface Groups are set forth in X..</p>	
<p>3. Optional Features</p> <p>There are various nonchargeable optional features available with the Switched Access Feature Group Arrangements. These additional optional features are provided as Local Transport, Common Switching or Transport Termination options. Nonchargeable optional features for each Switched Access Arrangement are identified in VII.B.1. VII.B.2., VII.B.3., VII.B.4., VII.B.10., VII.B.11., VII.B.12. and VII.B.13..</p>	

VII. SWITCHED ACCESS SERVICE (Continued)

<p>B. <u>Switched Access Service Arrangements</u></p> <p>Following are detailed descriptions of each of the available Feature Groups, 500 Access Service, Toll Free Data Base Access Service and 900 Access Service. Each is described in terms of its specific physical characteristics and calling patterns, the transmission specifications with which it is provided and the optional features available for use.</p>	
<p>Optional features are described in <i>VII.C.</i>. Additional regulations pertaining to the provision of these arrangements are set forth in <i>VII.D.</i>.</p> <p>1. <i>Feature Group A (FGA)</i></p> <p>a. Description</p> <p>(1) FGA is provided via a line side connection at Telephone Company electronic and electromechanical end office switches with an associated seven (7) digit telephone number for the customer's use in originating communications to or terminating communications from an Interexchange Carrier's Interstate Service or a customer provided interstate communications capability. At the option of the customer, FGA is provided on a single or multiple line group basis and is arranged for originating calling only, terminating calling only, or two-way calling.</p>	
<p>(2) FGA provides a line side termination at the first point of switching. The line side termination will be provided with either ground start supervisory signaling or loop start supervisory signaling. The type of signaling is at the option of the customer.</p>	
<p>(3) The Telephone Company shall select the first point of switching, within the selected FGA Access Area, at which the line side connection is to be provided unless the customer requests a different first point of switching and Telephone Company facilities and measurement capabilities, where necessary, are available to accommodate such a request.</p>	
<p>(4) A seven (7) digit local telephone number assigned by the Telephone Company is provided for access to FGA switching in the originating direction. The seven (7) digit local telephone number will be associated with the selected end office switch and is of the form NXX-XXXX.</p>	
<p>If the customer requests a specific seven (7) digit telephone number that is not currently assigned, and the Telephone Company can, with reasonable effort, comply with that request, the requested number will be assigned to the customer.</p>	
<p>(5) FGA switching, when used in the terminating direction, is arranged with dial tone start-dial signaling. When used in the terminating direction FGA switching may, at the option of the customer, be arranged for dial pulse or dual tone multifrequency address signaling, subject to availability of equipment at the first point of switching. When FGA switching is provided in a hunt group or uniform call distribution arrangement, all FGA switching will be arranged for the same type of address signaling.</p>	

VII. SWITCHED ACCESS SERVICE (Continued)

(6) No address signaling is provided by the Telephone Company when FGA Switching is used in the originating direction. Address signaling in such cases, if required by the customer, must be provided by the customer's end user using inband tone signaling techniques. Such inband tone address signals will not be regenerated by the Telephone Company and will be subject to the ordinary transmission capabilities of the Local Transport provided.	
(7) FGA Switching, when used in the terminating direction, may be used to access the Telephone Company specified set of valid NXXs within the FGA Access Area.	
For FGA, the Access Area is defined as the local exchange calling area of the end office switch from which the FGA service is provided as set forth in the Telephone Company's local or general exchange service tariff.	
At the customer's option, Access is also provided for terminating FGA calls, established on a 1+ basis, to NXXs outside the FGA Access Area but remaining within the LATA. Switched Access Service rate elements will apply to such traffic as set forth in <i>VII.E.9.</i> following.	
Terminating access is also provided to local operator service (0- and 0+), Directory Assistance (411 where available and 555-1212) emergency reporting service (911 where available), exchange telephone repair (611 where available), time or weather announcement services of the Telephone Company, community information services of an information service provider, and other customers' services (by dialing the appropriate digits).	
Charges for FGA terminating calls requiring operator assistance or calls to 611 or 911 will only apply where sufficient call details are available. Additional non-access charges will also be billed on a separate account for 1.) an operator surcharge, as set forth in the local exchange tariffs, for local operator assistance (0- and 0+) calls, 2.) calls to certain community information services, for which rates are applicable under Telephone Company exchange service tariffs, e.g., 976 (DIAL-IT) Network Services, and 3.) calls from a FGA line to another customer's service in accordance with that customer's applicable service rates when the Telephone Company performs the billing function for that customer.	
For calls to Directory Assistance additional non access charges may also be billed at the applicable rates under the Telephone Company local exchange tariffs.	
(8) Feature Group A Switched Access Service is available with additional termination (i.e. extensions) of the service at different building(s) in the same or different local calling area. Application of rates for Feature Group A extension service is found in <i>VII.E.8.</i> following.	
(9) When a FGA switching arrangement for an individual customer (a single line or entire hunt group) is discontinued at an end office, an intercept announcement is provided. This arrangement provides, for a limited period of time, an announcement that the service associated with the number dialed has been disconnected.	

VII. SWITCHED ACCESS SERVICE (Continued)

<p>(10) Message Unit Credit</p> <p>Calls from end users to the seven (7) digit local telephone numbers associated with Feature Group A Switched Access Service are subject to Telephone Company local and/or general exchange service tariff charges (including message unit and toll charges as applicable). The monthly bills rendered to customers for their Feature Group A Switched Access Service will include a credit to reflect any message unit charges billed to their end users under the Telephone Company's local and/or general exchange service tariffs. The credit will apply for recorded originating usage or for assumed originating usage, as appropriate for the FGA service provided. When the credit is applied on assumed usage, such credit will not exceed the assumed levels of usage set forth in <i>VII.F.</i> following. No credit will apply for any terminating FGA access minutes. The message unit credit for originating access minutes will be based on the generally applicable message unit charges of the Telephone Company. All applicable message unit credits will be developed on an exchange specific basis only.</p>	
<p>b. Optional Features</p> <p>(1) Common Switching Optional Features</p> <p>(a) Hunt Group Arrangement</p>	
<p>(b) Uniform Call Distribution Arrangement</p>	
<p>(c) Nonhunting Number for Use with Hunt Group Arrangement or Uniform Call Distribution Arrangement</p>	
<p>(d) Call Denial</p>	
<p>(e) Service Code Denial</p>	
<p>(f) Switched Access Interface</p>	
<p>(2) Transport Termination Optional Features</p> <p>(a) Two-way operation with dial pulse address signaling and loop start supervisory signaling</p>	
<p>(b) Two-way operation with dial pulse address signaling and ground start supervisory signaling</p>	
<p>(c) Two-way operation with dual tone multifrequency address signaling and loop start supervisory signaling</p>	
<p>(d) Two-way operation with dual tone multifrequency address signaling and ground start supervisory signaling</p>	
<p>(e) Terminating operation with dial pulse address signaling and loop start supervisory signaling</p>	
<p>(f) Terminating operation with dial pulse address signaling and ground start supervisory signaling</p>	
<p>(g) Terminating operation with dual tone multifrequency address signaling and loop start supervisory signaling</p>	
<p>(h) Terminating operation with dual tone multifrequency address signaling and ground start supervisory signaling</p>	
<p>(i) Originating operation with loop start supervisory signaling</p>	
<p>(j) Originating operation with ground start supervisory signaling</p>	

VII. SWITCHED ACCESS SERVICE (Continued)

(3) Local Transport Optional Features (a) Supervisory Signaling	
(b) Customer Specified Entry Switch Receive Level	
(4) Local Features Certain other features which may be available in connection with Feature Group A are provided under the Telephone Company's local and/or general exchange service tariffs. These are: (a) Speed Calling (b) Remote Call Forwarding (c) Bill Number Screening (d) IntraLATA extensions	
c. Transmission Specifications FGA is provided with either Type B or Type C Transmission Specifications. The specifications for the associated parameters are guaranteed to the first point of switching. Type C Transmission Specifications are provided with Interface Group 1 and Type B is provided with Interface Groups 2 through 10. Type DB Data Transmission Parameters are provided with FGA to the first point of switching. FGA Interface Groups and Codes are described further in X. following. FGA Transmission specifications are described further in X. following.	
2. <i>Feature Group B (FGB)</i> a. Description (1) FGB provides trunk side access to Telephone Company end office switches with an associated uniform access code for the customer's use in originating communications to and terminating communications from an Interexchange Carrier's Interstate Service or a customer - provided interstate communications capability. FGB is provided by the Telephone Company directly to appropriately equipped Telephone Company electronic end offices or via Telephone Company designated electronic access tandems which provides access to Telephone Company electronic and electromechanical end offices within that Telephone Company Access Tandem Network.	
(2) FGB is provided as trunk side switching through the use of end office or Telephone Company access tandem switch trunk equipment. The switch trunk equipment is provided with wink start start-pulsing signals and answer and disconnect supervisory signaling.	

VII. SWITCHED ACCESS SERVICE (Continued)

(3) FGB switching is provided with multifrequency address signaling in both the originating and terminating directions. Except for FGB switching provided with automatic number identification (ANI) or rotary dial station signaling arrangements as set forth in <i>VII.C.</i> , any other address signaling in the originating direction, if required by the customer, must be provided by the customer's end user using inband tone signaling techniques. Such inband tone address signals will not be regenerated by the Telephone Company and will be subject to the ordinary transmission capabilities of the Local Transport provided.	
(4) The access code for FGB switching is a uniform access code in the form of 950-XXXX or 1+950-XXXX for carriers. One (1) uniform access code will be assigned to the customer for the customer's domestic communications and another will be assigned to the customer for its international communications, if required. These uniform access codes will be the assigned access numbers of all FGB switched access service provided to the customer by the Telephone Company.	
(5) FGB switching, when used in the terminating direction, may be used to access valid NXXs in the FGB Access Area. When directly routed to an end office, the Access Area for FGB includes only those valid NXX codes served by that end office. When routed through a Telephone Company access tandem the Access Area for FGB service includes only those valid NXX codes served by end offices subtending that Telephone Company access tandem.	
Access is also available to time or weather announcement services of the Telephone Company, community information services of an information service provider and other customers' services (by dialing the appropriate digits).	
The customer will also be billed additional non-access charges for calls to certain community information services for which rates are applicable under Telephone Company exchange service tariffs, e.g., 976 (DIAL-IT) Network Service. Additionally, non-access charges will also be billed for calls from a FGB trunk to another customer's service in accordance with that customer's applicable service rates when the Telephone Company performs the billing function for that customer.	
Calls in the terminating direction will not be completed to 950-XXXX or 1 + 950-XXXX access codes, local operator assistance (0- and 0+), Directory Assistance (411 and 555-1212), service codes 611 and 911 or 101XXXX access codes. FGB may not be switched, in the terminating direction, to Switched Access Service Feature Groups B, C and D.	
(6) The Telephone Company will establish a trunk group or groups for the customer at end offices or Telephone Company access tandems where FGB is provided. When required by technical limitations, a separate trunk group will be established for each type of FGB arrangement provided. Different types of FGB or other switching arrangements may be combined in a single trunk group at the option of the Telephone Company.	
(7) When all FGB is discontinued at an end office and/or in a Access Area, an intercept announcement is provided. This arrangement provides, for a limited period of time, an announcement that the service associated with the number dialed has been disconnected.	

VII. SWITCHED ACCESS SERVICE (Continued)

<p>b. Optional Features</p> <p>(1) Common Switching Optional Features</p> <p>(a) Automatic Number Identification (ANI)</p>	
<p>(b) Up to Seven Digit Outpulsing of Access Digits to Customer</p>	
<p>(c) Switched Access Interface</p>	
<p>(2) Transport Termination Optional Features</p> <p>Rotary Dial Station Signaling</p>	
<p>(3) Local Transport Optional Features</p>	
<p>(a) Customer Specification of Local Transport Termination</p>	
<p>(b) Supervisory Signaling</p>	
<p>(c) Customer Specified Entry Switch Receive Level</p>	
<p>(4) Local Features</p> <p>Another feature, Bill Number Screening, which may be available in connection with FGB, is provided under the Telephone Company's local and/or general exchange service tariffs.</p>	
<p>c. Transmission Specifications</p> <p>FGB is provided with either Type B or Type C Transmission Specifications. The specifications for the associated parameters are guaranteed to the end office when routed directly or to the first point of switching when routed via a Telephone Company access tandem. Type C Transmission Specifications are provided with Interface Group 1 and Type B is provided with Interface Groups 2 through 10. Type DB Data Transmission Parameters are provided with FGB to the first point of switching.</p>	
<p>3. <i>Feature Group C (FGC)</i></p> <p>a. Description</p> <p>(1) FGC, available to AT&T only, is provided at all Telephone Company end offices on a direct trunk basis or via Telephone Company designated access tandems for AT&T's use in originating and terminating communications. FGC is provided to AT&T at an end office unless Feature Group D is provided in the same end office. When FGD is available, FGC will not be provided.</p>	
<p>(2) FGC is provided as trunk side switching through the use of end offices or Telephone Company access tandems. The switch trunk equipment is provided with answer and disconnect supervisory signaling. Wink start start-pulsing signals are provided in all offices where available. In those offices where wink start start-pulsing signals are not available, delay dial start-pulsing signals will be provided, unless immediate dial pulse signaling is provided, in which case no start-pulsing signals are provided.</p>	

VII. SWITCHED ACCESS SERVICE (Continued)

<p>(3) FGC is provided with multifrequency address signaling except in certain electromechanical end offices where multifrequency signaling is not available. In such end offices, the address signaling will be dial pulse, reverive pulse, immediate dial pulse or panel call indicator signaling, whichever is available. Up to twelve (12) digits of the called party number dialed by the customer's end user using dual tone multifrequency or dial pulse address signals will be provided by Telephone Company equipment to the customer's premises where the Switched Access Service terminates. Such called party number signals will be subject to the ordinary transmission capabilities of the Local Transport provided.</p>	
<p>(4) No access code is required for FGC. The telephone number dialed by the customer's end user shall be a seven (7) or ten (10) digit number for calls in the North American Numbering Plan (NANP). For international calls outside the NANP, a seven (7) to twelve (12) digit number may be dialed. The form of the numbers dialed by the customer's end user is NXX-XXXX, 0 or 1+ NXX-XXXX, NPA + NXX-XXXX, 0 or 1 + NPA + NXX-XXXX, and, when the end office is equipped for International Direct Distance Dialing (IDDD), 01 + CC + NN or 011 + CC + NN.</p>	
<p>(5) FGC when used in the terminating direction, may be used to access valid NXXs in the FGC Access Area. When directly routed to an end office the FGC Access Area includes only those valid NXX codes served by that office. When routed through a Telephone Company access tandem, the FGC Access Area includes only those valid NXX codes served by offices subtending that Telephone Company access tandem.</p>	
<p>Access is also available to time or weather announcement services of the Telephone Company, community information services of an information provider, and other customers' services (by dialing the appropriate codes) when the services can be reached using valid NXX codes.</p>	
<p>Where measurement capabilities exist, the customer will also be billed additional non-access charges for calls to certain community information services, for which rates are applicable under Telephone Company exchange service tariffs, e.g., 976 (DIAL-IT) Network Services. Additionally, non-access charges will also be billed for calls from a FGC trunk to another customer's service in accordance with that customer's applicable service rates when the Telephone Company performs the billing function for that customer. Calls in the terminating direction will not be completed to 950-XXXX or 1+950-XXXX access codes, local operator assistance (0- and 0+), Directory Assistance service codes 611 and 911, and 101XXXX access codes. FGC may not be switched, in the terminating direction, to Switched Access Service Feature Groups B, C or D.</p>	
<p>(6) The Telephone Company will establish a trunk group or groups for the customer at end offices or Telephone Company access tandem where FGC is provided. When required by technical limitations, a separate trunk group will be established for each type of FGC provided. Different types of FGC or other switching arrangements may be combined in a single trunk group at the option of the Telephone Company.</p>	

VII. SWITCHED ACCESS SERVICE (Continued)

(7) Operator Transfer Service (forwarding of 0- calls) and Inward Operator Assistance Services (Busy Line Verification, Interrupt, and Operator Assistance) may be provided with FGC Switched Access Service at Telephone Company designated Operator Service switching locations. Operator Services are provided as set forth in Section XVII..	
b. Optional Features	
(1) Common Switching Optional Features	
(a) Automatic Number Identification (ANI)	
(b) Service Class Routing	
(c) Dial Pulse Address Signaling	
(d) Revertive Pulse Address Signaling	
(e) Delay Dial Start-Pulsing Signaling	
(f) Immediate Dial Pulse Address Signaling	
(g) Panel Call Indicator Address Signaling	
(h) Alternate Traffic Routing	
(i) Trunk Access Limitation	
(j) Switched Access Interface	
(2) Transport Termination Optional Features Operator Trunks - i.e., Coin, Non-Coin and Combined Coin and Non-Coin. (Non-Coin Trunks are provided at Telephone Company electronic and electromechanical end offices. Coin and Combined Coin and Non-Coin are provided only at Telephone Company electronic end offices and other Telephone Company end offices where equipment is available).	
(3) Local Transport Optional Features Supervisory Signaling as set forth in VII.C.1..	
c. Transmission Specifications	
FGC is provided with either Type B or Type C Transmission Specifications as follows: - When routed directly to the end office either Type B or Type C is provided.	
- When routed to a Telephone Company access tandem only Type B is provided.	
- Type B or Type C is provided on the transmission path from the Telephone Company access tandem to the end office.	
Type C Transmission Specifications are provided with Interface Group 1 when routed directly to an end office. Type B is provided with Interface Groups 2 through 10, whether routed directly to an end office or to a Telephone Company access tandem.	

VII. SWITCHED ACCESS SERVICE (Continued)

<p>Type DB Data Transmission Parameters are provided with FGC for the transmission path between the customer's premises and the end office when directly routed to the end office, and Type DB Data Transmission Parameters are provided for the transmission path between the customer's premises and the Telephone Company access tandem and between the Telephone Company access tandem and the end office when routed via a Telephone Company access tandem.</p>	
<p>4. <i>Feature Group D (FGC)</i></p> <p>a. Description</p> <p>(1) FGD is provided at Telephone Company designated end offices whether routed directly or via Telephone Company designated access tandems. The Telephone Company will designate the First Point(s) of Switching for FGD services where the Telephone Company elects to aggregate traffic at a central location. Those Telephone Companies providing FGD in a centralized Telephone Company equal access tandem arrangement are listed in XVI.B..</p>	
<p>(2) FGD is provided as trunk side switching through the use of end office or Telephone Company access tandem switch trunk equipment. The switch trunk equipment is provided with wink start start-pulsing signals and answer and disconnect supervisory signaling except for FGD provided with SS7 Out of Band Signaling.</p>	
<p>(3) FGD is provided with multifrequency address signaling or SS7 Out of Band Signaling. FGD with SS7 Out of Band Signaling is provided at suitably equipped Telephone Company end offices or Telephone Company access tandems. Up to twelve (12) digits of the called party number dialed by the customer's end user using dual tone multifrequency or dial pulse address signals will be provided by Telephone Company equipment to the customer's premises where the Switched Access Service terminates. Such address signals will be subject to the ordinary transmission capabilities of the Local Transport provided.</p>	
<p>(4) FGD, when used in the terminating direction, may be used to access valid NXXs in the FGD Access Area. When directly routed to an end office the FGD Access Area includes only those valid NXX codes served by that office. When routed through a Telephone Company access tandem the FGD Access Area includes only those valid NXX codes served by equal access end offices in the Telephone Company access tandem network.</p>	
<p>Access is also available to time or weather announcement services of the Telephone Company, community information service of an information service provider, and other customers' services (by dialing the appropriate codes) when such services can be reached using valid NXX codes.</p>	
<p>(5) The Telephone Company will establish a trunk group or groups for the customer at the First Point(s) of Switching where FGD is provided. When required by technical limitations, a separate trunk group will be established for each type of FGD arrangement provided. Different types of FGD or other switching arrangements may be combined in a single trunk group at the option of the Telephone Company.</p>	

VII. SWITCHED ACCESS SERVICE (Continued)

<p>(6) No access code is required for calls to a customer over FGD Switched Access Service if the end user's telephone exchange service is arranged for presubscription to that customer, as set forth in <i>IX.E.</i>. Where no access code is required, the number dialed by the customer's end user shall be a seven (7) or ten (10) digit number for calls in the North American Numbering Plan (NANP). For international calls outside the NANP, a seven (7) to twelve (12) digit number may be dialed. The form of the number dialed by the customer's end user is NXX-XXXX, 0 or 1 + NXX-XXXX, NPA + NXX-XXXX, 0 or 1 + NPA + NXX-XXXX, and, when the end office is equipped for International Direct Distance Dialing (IDDD), 01 + CC + NN or 011 + CC + NN.</p>	
<p>The access code for FGD is a uniform access code of the form 101XXXX. Technical limitations in certain end offices subtending a centralized Telephone Company equal access tandem will preclude the availability of a 101XXXX access code. These offices are identified in the National Exchange Carrier Association Tariff F.C.C. No. 4. A single access code will be the assigned number of all FGD access provided to the customer by the Telephone Company.</p>	
<p>When the 101XXXX access code is used, FGD also provides for dialing the digit 0 for access to the customer's operator, 911 for access to the Telephone Company's emergency reporting service, or the end-of-dialing digit for cut-through access to the customer's premises. FGD provides for the dialing of digits 00 for access on a non-DDD basis to the customer's operator when the end user's service is designated to the customer as set forth in <i>IX.E.</i>.</p>	
<p>In addition to the standard 101XXXX access code, the customer has the option to use 950-XXXX as an access code for FGD Switched Access Service. When the customer orders FGD Switched Access Service with 950-XXXX Access as described in <i>VII.C.2.a.</i> and <i>b.</i>, FGD switched access calls may also be originated by using the customer's 950-XXXX access code(s). All such calls will be rated as FGD switched access calls.</p>	
<p>(7) Operator Transfer Service (forwarding of 0- calls) and Inward Operator Assistance Services (Busy Line Verification, Interrupt, and Operator Assistance) may be provided with FGD Switched Access Service at Telephone Company designated Operator Service switching locations. Operator Services are provided as set forth in Section <i>XVII.</i> following.</p>	
<p>b. Optional Features</p>	
<p>(1) Common Switching Optional Features</p>	
<p>(a) Automatic Number Identification (ANI)</p>	
<p>(b) Service Class Routing</p>	
<p>(c) Alternate Traffic Routing</p>	
<p>(d) Call Gapping Arrangement</p>	
<p>(e) Trunk Access Limitation</p>	
<p>(f) International Carrier Option</p>	
<p>(g) Non-Overlap Outpulsing</p>	
<p>(h) Cut-Through</p>	
<p>(i) Switched Access Interface</p>	
<p>(j) Switched Data Service</p>	
<p>(k) SS7 Out of Band Signaling</p>	

VII. SWITCHED ACCESS SERVICE (Continued)

(l) Tandem Switch Signaling	
(m) FGD With 950 Access	
(2) Transport Termination Optional Features Operator Trunk, Full Feature Arrangement	
(3) Local Transport Optional Features Supervisory Signaling as set forth in <i>VII.C.1.</i> .	
c. Transmission Specifications FGD is provided with either Type A, Type B or Type C Transmission Specifications as follows: <ul style="list-style-type: none"> - When routed directly to the end office either Type B or C is provided. - When routed to a Telephone Company access tandem only Type A is provided. - Type A is provided on the transmission path from the Telephone Company access tandem to the end office. Type C Transmission specifications are provided with Interface Group 1. Type A and Type B Transmission Specifications are provided with Interface Groups 2 through 10.	
Type DA Data Transmission Parameters are provided for the transmission path between the customer's premises and the Telephone Company access tandem and between the Telephone Company access tandem and the end office. Type DB Data Transmission Parameters are provided with FGD for the transmission path between the customer's premises and the end office when directly routed to the end office.	
5. <i>Basic Serving Arrangement A (BSA-A)</i> a. Description (1) BSA-A is provided via a line side connection at Telephone Company electronic and electromechanical end office switches with an associated seven (7) digit telephone number for the customer's use in originating communications to or terminating communications from an Interexchange Carrier's Interstate Service or a customer provided interstate communications capability. At the option of the customer, BSA-A is provided on a single or multiple line group basis and is arranged for originating calling only, terminating calling only, or two-way calling.	
(2) BSA-A provides a line side termination at the first point of switching. The line side termination will be provided with either ground start supervisory signaling or loop start supervisory signaling. The type of signaling is at the option of the customer. BSA-A may also be provided with certain Basic Service Elements (BSEs) as shown in <i>VII.B.14.</i> .	

VII. SWITCHED ACCESS SERVICE (Continued)

(3) The Telephone Company shall select the first point of switching, within the selected BSA-A Access Area, at which the line side connection is to be provided unless the customer requests a different first point of switching and Telephone Company facilities and measurement capabilities, where necessary, are available to accommodate such a request.	
(4) A seven (7) digit local telephone number assigned by the Telephone Company is provided for access to BSA-A switching in the originating direction. The seven (7) digit local telephone number will be associated with the selected end office switch and is of the form NXX-XXXX.	
If the customer requests a specific seven (7) digit telephone number that is not currently assigned, and the Telephone Company can, with reasonable effort, comply with that request, the requested number will be assigned to the customer.	
(5) BSA-A, when used in the terminating direction, is arranged with dial tone start-dial signaling. When used in the terminating direction BSA-A may, at the option of the customer, be arranged for dial pulse or dual tone multifrequency address signaling, subject to availability of equipment at the first point of switching. When BSA-A is provided in a Hunt Group or Uniform Call Distribution Arrangement as discussed in <i>VII.B.14.</i> , all BSA-A will be arranged for the same type of address signaling.	
(6) No address signaling is provided by the Telephone Company when BSA-A is used in the originating direction. Address signaling in such cases, if required by the customer, must be provided by the customer's end user using inband tone signaling techniques. Such inband tone address signals will not be regenerated by the Telephone Company and will be subject to the ordinary transmission capabilities of the Local Transport provided.	
(7) BSA-A when used in the terminating direction, may be used to access the Telephone Company specified set of valid NXXs within the BSA-A Access Area.	
For BSA-A, the Access Area is defined as the local exchange calling area of the end office switch from which the BSA-A service is provided as set forth in the Telephone Company's local or general exchange service tariff.	
At the customer's option, Access is also provided for terminating BSA-A calls, established on a 1+ basis, to NXXs outside the BSA-A Access Area but remaining within the LATA. Switched Access Service rate elements will apply to such traffic as set forth in <i>VII.E.9.</i> following.	
Terminating access is also provided to local operator service (0- and 0+), Directory Assistance (411 where available and 555-1212) emergency reporting service (911 where available), exchange telephone repair (611 where available), time or weather announcement services of the Telephone Company, community information services of an information service provider, and other customers' services (by dialing the appropriate digits).	

VII. SWITCHED ACCESS SERVICE (Continued)

	<p>Charges for BSA-A terminating calls requiring operator assistance or calls to 611 or 911 will only apply where sufficient call details are available. Additional non-access charges will also be billed on a separate account for 1.) an operator surcharge, as set forth in the local exchange tariffs, for local operator assistance (0- and 0+) calls, 2.) calls to certain community information services, for which rates are applicable under Telephone Company exchange service tariffs, e.g., 976 (DIAL-IT) Network Services, and 3.) calls from a FGA line to another customer's service in accordance with that customer's applicable service rates when the Telephone Company performs the billing function for that customer.</p>	
	<p>For calls to Directory Assistance additional non access charges may also be billed at the applicable rates under the Telephone Company local exchange tariffs.</p>	
	<p>(8) BSA-A Switched Access Service is available with additional termination (i.e. extensions) of the service at different building(s) in the same or different local calling area. Application of rates for BSA-A extension service is found in <i>VII.E.8.</i> following.</p>	
	<p>(9) When a BSA-A switching arrangement for an individual customer (a single line or entire hunt group) is discontinued at an end office, an intercept announcement is provided. This arrangement provides, for a limited period of time, an announcement that the service associated with the number dialed has been disconnected.</p>	
	<p>(10) Message Unit Credit</p> <p>Calls from end users to the seven (7) digit local telephone numbers associated with BSA-A Switched Access Service are subject to Telephone Company local and/or general exchange service tariff charges (including message unit and toll charges as applicable). The monthly bills rendered to customers for their BSA-A Switched Access Service will include a credit to reflect any message unit charges billed to their end users under the Telephone Company's local and/or general exchange service tariffs. The credit will apply for recorded originating usage or for assumed originating usage, as appropriate for the BSA-A service provided. When the credit is applied on assumed usage, such credit will not exceed the assumed levels of usage set forth in <i>VII.F.</i> following. No credit will apply for any terminating BSA-A access minutes. The message unit credit for originating access minutes will be based on the generally applicable message unit charges of the Telephone Company. All applicable message unit credits will be developed on an exchange specific basis only.</p>	
	<p>b. Optional Features</p>	
	<p>(1) Common Switching Optional Features</p>	
	<p>(a) Call Denial</p>	
	<p>(b) Service Code Denial</p>	
	<p>(c) Switched Access Interface</p>	
	<p>(2) Transport Termination Optional Features</p>	
	<p>(a) Two-way operation with dial pulse address signaling and loop start supervisory signaling</p>	

VII. SWITCHED ACCESS SERVICE (Continued)

(b) Two-way operation with dial pulse address signaling and ground start supervisory signaling	
(c) Two-way operation with dual tone multifrequency address signaling and loop start supervisory signaling	
(d) Two-way operation with dual tone multifrequency address signaling and ground start supervisory signaling	
(e) Terminating operation with dial pulse address signaling and loop start supervisory signaling	
(f) Terminating operation with dial pulse address signaling and ground start supervisory signaling	
(g) Terminating operation with dual tone multifrequency address signaling and loop start supervisory signaling	
(h) Terminating operation with dual tone multifrequency address signaling and loop start supervisory signaling	
(i) Originating operation with loop start supervisory signaling	
(j) Originating operation with ground start supervisory signaling.	
(3) Local Transport Optional Features	
(a) Supervisory Signaling	
(b) Customer Specified Entry Switch Receive Level	
(4) Local Features	
<p>Certain other features which may be available in connection with BSA-A are provided under the Telephone Company's local and/or general exchange service tariffs.</p> <p>These are:</p>	
(a) Speed Calling	
(b) Remote Call Forwarding	
(c) Bill Number Screening	
(d) IntraLATA extensions	
c. Transmission Specifications	
<p>BSA-A is provided with either Type B or Type C Transmission Specifications. The specifications for the associated parameters are guaranteed to the first point of switching. Type C Transmission Specifications are provided with Interface Group 1 and Type B is provided with Interface Groups 2 through 10. Type DB Data Transmission Parameters are provided with BSA-A to the first point of switching. BSA-A Interface Groups and Codes are described further in 9 following. BSA-A Transmission specifications are described further in 9 following.</p>	

VII. SWITCHED ACCESS SERVICE (Continued)

<p>6. <i>Basic Serving Arrangement B (BSA-B)</i></p> <p>a. Description</p> <p>(1) BSA-B provides trunk side access to Telephone Company end office switches with an associated uniform access code for the customer's use in originating communications to and terminating communications from an Interexchange Carrier's Interstate Service or a customer - provided interstate communications capability. BSA-B is provided by the Telephone Company directly to appropriately equipped Telephone Company electronic end offices or via Telephone Company designated electronic access tandems which provides access to Telephone Company electronic and electromechanical end offices within that Telephone Company Access Tandem Network.</p>	
<p>(2) BSA-B is provided as trunk side switching through the use of end office or Telephone Company access tandem switch trunk equipment. The switch trunk equipment is provided with wink start start-pulsing signals and answer and disconnect supervisory signaling. BSA-B may also be provided with certain Basic Service Elements (BSEs) as shown in <i>VII.B.14.</i>.</p>	
<p>(3) BSA-B switching is provided with multifrequency address signaling in both the originating and terminating directions. If the customer orders an Automatic Number Identification (ANI) Arrangement, as shown in <i>VII.B.14.</i>, or rotary dial station signaling arrangements as set forth in <i>VII.C.</i>, any other address signaling in the originating direction, if required by the customer, must be provided by the customer's end user using inband tone signaling techniques. Such inband tone address signals will not be regenerated by the Telephone Company and will be subject to the ordinary transmission capabilities of the Local Transport provided.</p>	
<p>(4) The access code for BSA-B switching is a uniform access code in the form of 950-XXXX or 1+950-XXXX for carriers. One (1) uniform access code will be assigned to the customer for the customer's domestic communications and another will be assigned to the customer for its international communications, if required. These uniform access codes will be the assigned access numbers of all BSA-B switched access service provided to the customer by the Telephone Company.</p>	
<p>(5) BSA-B switching, when used in the terminating direction, may be used to access valid NXXs in the BSA-B Access Area. When directly routed to an end office, the Access Area for BSA-B includes only those valid NXX codes served by that end office. When routed through a Telephone Company access tandem the Access Area for BSA-B service includes only those valid NXX codes served by end offices subtending that Telephone Company access tandem.</p>	
<p>Access is also available to time or weather announcement services of the Telephone Company, community information services of an information service provider and other customers' services (by dialing the appropriate digits).</p>	

VII. SWITCHED ACCESS SERVICE (Continued)

<p>The customer will also be billed additional non-access charges for calls to certain community information services for which rates are applicable under Telephone Company exchange service tariffs, e.g., 976 (DIAL-IT) Network Service. Additionally, non-access charges will also be billed for calls from a BSA-B trunk to another customer's service in accordance with that customer's applicable service rates when the Telephone Company performs the billing function for that customer.</p>	
<p>Calls in the terminating direction will not be completed to 950-XXXX or 1 + 950-XXXX access codes, local operator assistance (0- and 0+), Directory Assistance (411 and 555-1212), service codes 611 and 911 or 101XXXX access codes. BSA-B may not be switched, in the terminating direction, to Switched Access Basic Serving Arrangements BSA-B, BSA-C and BSA-D.</p>	
<p>(6) The Telephone Company will establish a trunk group or groups for the customer at end offices or Telephone Company access tandems where BSA-B is provided. When required by technical limitations, a separate trunk group will be established for each type of BSA-B arrangement provided. Different types of BSA-B or other switching arrangements may be combined in a single trunk group at the option of the Telephone Company.</p>	
<p>(7) When all BSA-B is discontinued at an end office and/or in a Access Area, an intercept announcement is provided. This arrangement provides, for a limited period of time, an announcement that the service associated with the number dialed has been disconnected.</p>	
<p>b. Optional Features</p> <p>(1) Common Switching Optional Features</p> <p>(a) Up to Seven Digit Outpulsing of Access Digits to Customer</p>	
<p>(b) Switched Access Interfaced</p>	
<p>(2) Transport Termination Optional Features</p> <p>Rotary Dial Station Signaling</p>	
<p>(3) Local Transport Optional Features</p> <p>(a) Customer Specification of Local Transport Termination</p> <p>(b) Supervisory Signaling</p> <p>(c) Customer Specified Entry Switch Receive Level</p>	
<p>(4) Local Features</p> <p>Another feature, Bill Number Screening, which may be available in connection with BSA-B, is provided under the Telephone Company's local and/or general exchange service tariffs.</p>	

VII. SWITCHED ACCESS SERVICE (Continued)

<p>c. Transmission Specifications</p> <p>BSA-B is provided with either Type B or Type C Transmission Specifications. The specifications for the associated parameters are guaranteed to the end office when routed directly or to the first point of switching when routed via a Telephone Company access tandem. Type C Transmission Specifications are provided with Interface Group 1 and Type B is provided with Interface Groups 2 through 10. Type DB Data Transmission Parameters are provided with FGB to the first point of switching.</p>	
<p>7. <i>Basic Serving Arrangement C (BSA-C)</i></p> <p>a. Description</p> <p>(1) BSA-C, available to AT&T only, is provided at all Telephone Company end offices on a direct trunk basis or via Telephone Company designated access tandems for AT&T's use in originating and terminating communications. BSA-C is provided to AT&T at an end office unless BSA-D is provided in the same end office. When BSA-D is available, BSA-C will not be provided.</p>	
<p>(2) BSA-C is provided as trunk side switching through the use of end offices or Telephone Company access tandems. The switch trunk equipment is provided with answer and disconnect supervisory signaling. Wink start start-pulsing signals are provided in all offices where available. In those offices where wink start start-pulsing signals are not available, delay dial start-pulsing signals will be provided, unless immediate dial pulse signaling is provided, in which case no start-pulsing signals are provided. BSA-C may also be provided with certain Basic Service elements (BSEs) as shown in <i>VII.B.14.</i></p>	
<p>(3) BSA-C is provided with multifrequency address signaling except in certain electromechanical end offices where multifrequency signaling is not available. In such end offices, the address signaling will be dial pulse, revertive pulse, immediate dial pulse or panel call indicator signaling, whichever is available. Up to twelve (12) digits of the called party number dialed by the customer's end user using dual tone multifrequency or dial pulse address signals will be provided by Telephone Company equipment to the customer's premises where the Switched Access Service terminates. Such called party number signals will be subject to the ordinary transmission capabilities of the Local Transport provided.</p>	
<p>(4) No access code is required for BSA-C. The telephone number dialed by the customer's end user shall be a seven (7) or ten (10) digit number for calls in the North American Numbering Plan (NANP). For international calls outside the NANP, a seven (7) to twelve (12) digit number may be dialed. The form of the numbers dialed by the customer's end user is NXX-XXXX, 0 or 1 + NXX-XXXX, NPA + NXX-XXXX, 0 or 1 + NPA + NXX-XXXX, and, when the end office is equipped for International Direct Distance Dialing (IDDD), 01 + CC + NN or 011 + CC + NN.</p>	

VII. SWITCHED ACCESS SERVICE (Continued)

<p>(5) BSA-C when used in the terminating direction, may be used to access valid NXXs in the BSA-C Access Area. When directly routed to an end office the BSA-C Access Area includes only those valid NXX codes served by that office. When routed through a Telephone Company access tandem, the BSA-C Access Area includes only those valid NXX codes served by offices subtending that Telephone Company access tandem.</p>	
<p>Access is also available to time or weather announcement services of the Telephone Company, community information services of an information provider, and other customers' services (by dialing the appropriate codes) when the services can be reached using valid NXX codes.</p>	
<p>Where measurement capabilities exist, the customer will also be billed additional non-access charges for calls to certain community information services, for which rates are applicable under Telephone Company exchange service tariffs, e.g., 976 (DIAL-IT) Network Services. Additionally, non-access charges will also be billed for calls from a BSA-C trunk to another customer's service in accordance with that customer's applicable service rates when the Telephone Company performs the billing function for that customer. Calls in the terminating direction will not be completed to 950-XXXX or 1+950-XXXX access codes, local operator assistance (0- and 0+), Directory Assistance service codes 611 and 911, and 101XXXX access codes. BSA-C may not be switched, in the terminating direction, to Switched Access Basic Serving Arrangements BSA-B, BSA-C or BSA-D.</p>	
<p>(6) The Telephone Company will establish a trunk group or groups for the customer at end offices or Telephone Company access tandem where BSA-C is provided. When required by technical limitations, a separate trunk group will be established for each type of BSA-C provided. Different types of BSA-C or other switching arrangements may be combined in a single trunk group at the option of the Telephone Company.</p>	
<p>(7) Operator Transfer Service (forwarding of 0- calls) and Inward Operator Assistance Services (Busy Line Verification, Interrupt, and Operator Assistance) may be provided with BSA-C Switched Access Service at Telephone Company designated Operator Service switching locations. Operator Services are provided as set forth in Section XVII.</p>	
<p>b. Optional Features</p> <p>(1) Common Switching Optional Features</p> <p>(a) Service Class Routing</p> <p>(b) Dial Pulse Address Signaling</p> <p>(c) Revertive Pulse Address Signaling</p> <p>(d) Delay Dial Start-Pulsing Signaling</p> <p>(e) Immediate Dial Pulse Address Signaling</p> <p>(f) Panel Call Indicator Address Signaling</p> <p>(g) Trunk Access Limitation</p> <p>(h) Switched Access Interfaced</p>	

VII. SWITCHED ACCESS SERVICE (Continued)

<p>(2) Transport Termination Optional Features</p> <p>Operator Trunks - i.e., Coin, Non-Coin and Combined Coin and Non-Coin. (Non-Coin Trunks are provided at Telephone Company electronic and electromechanical end offices. Coin and Combined Coin and Non-Coin are provided only at Telephone Company electronic end offices and other Telephone Company end offices where equipment is available).</p>	
<p>(3) Local Transport Optional Features</p> <p>Supervisory Signaling (as set forth in <i>VII.C.1.a.</i>).</p>	
<p>c. Transmission Specifications</p> <p>BSA-C is provided with either Type B or Type C Transmission Specifications as follows:</p> <ul style="list-style-type: none"> - When routed directly to the end office either Type B or Type C is provided. 	
<ul style="list-style-type: none"> - When routed to a Telephone Company access tandem only Type B is provided. 	
<ul style="list-style-type: none"> - Type B or Type C is provided on the transmission path from the Telephone Company access tandem to the end office. <p>Type C Transmission Specifications are provided with Interface Group 1 when routed directly to an end office. Type B is provided with Interface Groups 2 through 10, whether routed directly to an end office or to a Telephone Company access tandem.</p>	
<p>Type DB Data Transmission Parameters are provided with BSA-C for the transmission path between the customer's premises and the end office when directly routed to the end office, and Type DB Data Transmission Parameters are provided for the transmission path between the customer's premises and the Telephone Company access tandem and between the Telephone Company access tandem and the end office when routed via a Telephone Company access tandem.</p>	
<p>8. Basic Serving Arrangement C (BSA-D)</p> <p>a. Description</p> <p>(1) BSA-D is provided at Telephone Company designated end offices whether routed directly or via Telephone Company designated access tandems. The Telephone Company will designate the First Point(s) of Switching for BSA-D services where the Telephone Company elects to aggregate traffic at a central location. Those Telephone Companies providing BSA-D in a centralized Telephone Company equal access tandem arrangement are listed in <i>XVI.B.</i>.</p>	

VII. SWITCHED ACCESS SERVICE (Continued)

(2) BASA-D is provided as trunk side switching through the use of end office or Telephone Company access tandem switch trunk equipment. The switch trunk equipment is provided with wink start start-pulsing signals and answer and disconnect supervisory signaling except for BASA-D provided with SS7 Out of Band Signaling. BASA-D may also be provided with certain Basic Service Elements (BSEs) as shown in <i>VII.B.14.</i>	
(3) BASA-D is provided with multifrequency address signaling or SS7 Out of Band Signaling. BASA-D with SS7 Out of Band Signaling is provided at suitably equipped Telephone Company end offices or Telephone Company access tandems. Up to twelve (12) digits of the called party number dialed by the customer's end user using dual tone multifrequency or dial pulse address signals will be provided by Telephone Company equipment to the customer's premises where the Switched Access Service terminates. Such address signals will be subject to the ordinary transmission capabilities of the Local Transport provided.	
(4) BASA-D, when used in the terminating direction, may be used to access valid NXXs in the BASA-D Access Area. When directly routed to an end office the BASA-D Access Area includes only those valid NXX codes served by that office. When routed through a Telephone Company access tandem the BASA-D Access Area includes only those valid NXX codes served by equal access end offices in the Telephone Company access tandem network.	
Access is also available to time or weather announcement services of the Telephone Company, community information service of an information service provider, and other customers' services (by dialing the appropriate codes) when such services can be reached using valid NXX codes.	
(5) The Telephone Company will establish a trunk group or groups for the customer at the First Point(s) of Switching where BASA-D is provided. When required by technical limitations, a separate trunk group will be established for each type of BASA-D arrangement provided. Different types of BASA-D or other switching arrangements may be combined in a single trunk group at the option of the Telephone Company.	
(6) No access code is required for calls to a customer over BASA-D Switched Access Service if the end user's telephone exchange service is arranged for presubscription to that customer, as set forth in <i>IX.E.</i> . Where no access code is required, the number dialed by the customer's end user shall be a seven (7) or ten (10) digit number for calls in the North American Numbering Plan (NANP). For international calls outside the NANP, a seven (7) to twelve (12) digit number may be dialed. The form of the number dialed by the customer's end user is NXX-XXXX, 0 or 1 + NXX-XXXX, NPA + NXX-XXXX, 0 or 1 + NPA + NXX-XXXX, and, when the end office is equipped for International Direct Distance Dialing (IDDD), 01 + CC + NN or 011 + CC + NN.	
The access code for BASA-D is a uniform access code of the form 101XXXX. Technical limitations in certain end offices subtending a centralized Telephone Company equal access tandem will preclude the availability of a 101XXXX access code. These offices are identified in the National Exchange Carrier Association Tariff F.C.C. No. 4. A single access code will be the assigned number of all BASA-D access provided to the customer by the Telephone Company.	

VII. SWITCHED ACCESS SERVICE (Continued)

When the 101XXXX access code is used, BSA-D also provides for dialing the digit 0 for access to the customer's operator, 911 for access to the Telephone Company's emergency reporting service, or the end-of-dialing digit for cut-through access to the customer's premises. BSA-D provides for the dialing of digits 00 for access on a non-DDD basis to the customer's operator when the end user's service is designated to the customer as set forth in <i>IX.E.</i> .	
In addition to the standard 101XXXX access code, the customer has the option to use 950-XXXX as an access code for BSA-D Switched Access Service. When the customer orders BSA-D Service with 950-XXXX Access as described in <i>VII.C.2.a.</i> and <i>b.</i> , BSA-D switched access calls may also be originated by using the customer's 950-XXXX access code(s). All such calls will be rated as BSA-D switched access calls.	
(7) Operator Transfer Service (forwarding of 0- calls) and Inward Operator Assistance Services (Busy Line Verification, Interrupt, and Operator Assistance) may be provided with BSA-D Switched Access Service at Telephone Company designated Operator Service switching locations. Operator Services are provided as set forth in Section <i>XVII.</i> following.	
b. Optional Features	
(1) Common Switching Optional Features	
(a) Service Class Routing	
(b) Call Gapping Arrangement	
(c) Trunk Access Limitation	
(d) International Carrier Option	
(e) Non-Overlap Outpulsing	
(f) Cut-Through	
(g) Switched Access Interface	
(h) Switched Data Service	
(i) SS7 Out of Band Signaling	
(j) Tandem Switch Signaling	
(k) BSA-D With 950 Access	
(2) Transport Termination Optional Features	
Operator Trunk, Full Feature Arrangement	
(3) Local Transport Optional Features	
Supervisory Signaling (as set forth in <i>VII.C.1.</i>)	

VII. SWITCHED ACCESS SERVICE (Continued)

<p>c. Transmission Specifications</p> <p>BSA-D is provided with either Type A, Type B or Type C Transmission Specifications as follows:</p> <ul style="list-style-type: none">- When routed directly to the end office either Type B or C is provided.- When routed to a Telephone Company access tandem only Type A is provided.- Type A is provided on the transmission path from the Telephone Company access tandem to the end office. <p>Type C Transmission specifications are provided with Interface Group 1. Type A and Type B Transmission Specifications are provided with Interface Groups 2 through 10.</p>	
<p>Type DB Data Transmission Parameters are provided for the transmission path between the customer's premises and the Telephone Company access tandem and between the Telephone Company access tandem and the end office. Type DB Data Transmission Parameters are provided with BSA-D for the transmission path between the customer's premises and the end office when directly routed to the end office.</p>	
<p>9. <i>Dedicated Network Access Link (DNAL)</i></p> <p>The DNAL provides a connection between the customer designated location and the Telephone Company End Office that provides the BSA-A dial tone for connection to equipment that is not part of the end office switch but that is used to provide the Simplified Message Desk Interface (SMDI) BSE. The DNAL is only available for use in conjunction with the SMDI BSE.</p>	
<p>DNAL service is either a two-wire or four-wire channel which is capable of transmitting signals within the frequency bandwidth of approximately 300 to 3000 HZ.</p>	
<p>There are two (2) rate elements which apply to DNALs. The entrance facility, which provides the transmission path and interface between the Telephone Company's serving wire center and the customer provided facilities at the point of termination at the CDL. If the serving wire center is not the BSA-A dial tone office, then Direct-Trunked Transport will also apply for the mileage between the serving wire center and the BSA-A dial tone office.</p>	
<p>The rates and charges for two-wire and four-wire voiceband Entrance Facilities and Direct-Trunked Transport Facility-Voiceband apply for the DNAL Entrance Facility and DNAL Direct-Trunked Transport, respectively.</p>	

VII. SWITCHED ACCESS SERVICE (Continued)

10. Toll Free⁹ Data Base Access Service	
a. Description	
(1) Toll Free Data Base Access Service provides for the forwarding of end user dialed Toll Free-NXX-XXXX calls to a customer via a Telephone Company designated switch capable of performing a customer identification function. The Toll Free Data Base Access Service customer identification function utilizes Toll Free Data Base Query Service, as described in <i>VII.B.10.d.</i> , to screen all ten (10) digits of all Toll Free-NXX-XXXX type calls generated by end users to determine the customer to which Toll Free call is routed by the Telephone Company.	
The Toll Free Data Base Access Service customer identification function will be available at suitably equipped end offices or Telephone Company access tandems. Once customer identification has been established, the call will be routed to the customer. Toll Free Data Base Access Service may be provided via Toll Free Data Base Access Service switched trunk groups or in conjunction with a customer's FGC or FGD Switched Access Service. Toll Free Data Base Access Service may also be provided in conjunction with BSA-C and BSA-D as shown in <i>VII.B.7.</i> and <i>VII.B.8.</i>	
(2) Toll Free Data Base Access Service is an originating trunk side switched service that is available to the customer via Toll Free Data Base Access Service trunk(s) at Telephone Company designated switches capable of performing the Toll Free Data Base Access Service customer identification function. If the customer's Toll Free Data Base Access traffic originates from an end office switch not equipped to perform the Toll Free Data Base Access Service customer identification function, the call will be routed to the nearest office at which the function is available. Once customer identification has been established, the call will be routed to the customer.	
Unless prohibited by technical limitations, the customer's Toll Free Data Base Access Service traffic may, at the option of the customer, be combined in the same trunk group arrangement with the customer's FGC, FGD, BSA-C or BSA-D Access Service traffic. When required by technical limitations a separate trunk group must be established for Toll Free Data Base Access Service.	

⁹ "Toll Free" is considered to mean any access service which utilizes any of the following NPAs: 800, 888, 877, 866, 855, 844, 833, and 822 as they become available to the industry.

VII. SWITCHED ACCESS SERVICE (Continued)

<p>(3) Toll Free Data Base Access Service is provided as trunk side switching through the use of end offices or Telephone Company access tandems. Toll Free Data Base Access Service originating from equal access end offices with the Toll Free Data Base Access Service customer identification function will be provided using Feature Group D signaling as set forth in <i>VII.B.4.a.(2)</i> and (3) or BSA-D signaling as set forth in <i>VII.B.8.a.(2)</i> and (3). When Feature Group D signaling is provided, ANI will be provided in the same manner in which ANI is provided for Feature Group D as set forth in <i>VII.C.2.f.</i>. When BSA-D signaling is provided, at the option of the customer, ANI may be provided as set forth in <i>VII.B.14.</i>.</p>	
<p>Toll Free Data Base Access Service originating from end offices not having equal access capabilities will be provided using Feature Group C signaling as set forth in <i>VII.B.3.a.(2)</i> and (3) or BSA-C signaling as set forth in <i>VII.B.7.a.(2)</i> and (3). When Feature Group C signaling is provided, ANI will be provided in the same manner in which ANI is provided for Feature Group C as set forth in <i>VII.C.2.f.</i>. When BSA-C signaling is provided, at the option of the customer, ANI may be provided as set forth in <i>VII.B.14.</i>.</p>	
<p>(4) The Federal Communications Commission (FCC) has concluded that 1.) warehousing, which the FCC defines as Responsible Organizations, either directly or indirectly through an affiliate reserving toll free numbers from the SMS database without having an identified toll free subscriber from whom those numbers are being reserved, is an unreasonable practice under Section 201(b) of the Communications Act and is inconsistent with the Commission's obligation under Section 251(e) of the Communications Act to ensure that numbers are made available on an equitable basis; and 2.) if a Responsible Organization does not have an identified, billed toll free subscriber before switching a number from reserved or assigned to working status, then there is a rebuttable presumption that the Responsible Organization is warehousing numbers. Responsible Organizations that warehouse numbers will be subject to penalties.</p>	
<p>(5) The Federal Communications Commission (FCC) has concluded that hoarding, defined as the acquisition of more toll free numbers than one intends to use for the provision of toll free service, as well as the sale of a toll free number by a private entity for a fee, is contrary to the public interest in the conservation of the scarce toll free number resource and contrary to the FCC's responsibility to promote the orderly use and allocation of toll free numbers.</p>	
<p>b. Optional Features</p>	
<p>(1) Common Switching Optional Features</p>	
<p>(a) Automatic Number Identification (ANI)</p>	
<p>(b) Dial Pulse Address Signaling</p>	
<p>(c) Revertive Pulse Address Signaling</p>	
<p>(d) Delay Dial Start Pulsing Signaling</p>	
<p>(e) Immediate Dial Pulse Address Signaling</p>	
<p>(f) Panel Call Indicator Address Signaling</p>	
<p>(g) SS7 Out of Band Signaling</p>	

VII. SWITCHED ACCESS SERVICE (Continued)

<p>(2) Local Transport Optional Features</p> <p>Supervisory Signaling</p>	
<p>c. Transmission Specifications</p> <p>(1) Non-Converted End Offices</p> <p>In end offices that have not been converted to equal access, Toll Free Data Base Access Service is provided with either Type B or Type C Transmission Specifications as follows:</p> <ul style="list-style-type: none"> - When routed directly to the end office either Type B or Type C is provided. 	
<ul style="list-style-type: none"> - When routed to a Telephone Company access tandem only Type B is provided. 	
<ul style="list-style-type: none"> - Type B or Type C is provided on the transmission path from the Telephone Company access tandem to the end office. 	
<p>Type C Transmission Specifications are provided with Interface Group 1 when routed directly to an end office. Type B is provided with Interface Groups 2 through 10, whether routed directly to an end office or to a Telephone Company access tandem.</p>	
<p>Type DB Data Transmission Parameters are provided with Toll Free Data Base Access Service for the transmission path between the customer's premises and the end office when directly routed to the end office, and Type DB Data Transmission Parameters are provided for the transmission path between the customer's premises and the Telephone Company access tandem and between the Telephone Company access tandem and the end office when routed via a Telephone Company access tandem.</p>	
<p>(2) Equal Access End Offices</p> <p>In end offices converted to equal access, Toll Free Data Base Access Service is provided with either Type A, Type B or Type C Transmission Specifications as follows:</p> <ul style="list-style-type: none"> - When routed directly to the end office either Type B or C is provided. 	
<ul style="list-style-type: none"> - When routed to a Telephone Company access tandem only Type A is provided. 	
<ul style="list-style-type: none"> - Type A is provided on the transmission path from the Telephone Company access tandem to the end office. 	
<p>Type C Transmission specifications are provided with Interface Group I. Type A and Type B Transmission Specifications are provided with interface Groups 2 through 10.</p>	
<p>Type DA Data Transmission Parameters are provided for the transmission path between the customer's premises and the Telephone Company access tandem and between the Telephone Company access tandem and the end office. Type DB Data Transmission Parameters are provided for the transmission path between the customer's premises and the end office when directly routed to the end office.</p>	

VII. SWITCHED ACCESS SERVICE (Continued)

<p>d. Toll Free Data Base Query Service</p> <p>(1) Toll Free Data Base Query Service, offered in conjunction with Toll Free Data Base Access Service, performs the Toll Free customer identification function, as described in <i>VII.B.5.a.(1)</i>, to determine the customer to whom Toll Free calls must be routed. For all 1+Toll Free Code-NXX-XXXX calls, originated by an end user, the Telephone Company will perform the customer identification function using a Telephone Company Toll Free Data Base to screen the dialed ten (10) digits of the Toll Free call to determine the customer selected by the Toll Free subscriber to carry that Toll Free call. If the Toll Free call originates from an end office not equipped to provide the customer identification function, the call will be routed to a Telephone Company access tandem equipped to provide the customer identification function. Once customer identification has been established through Toll Free Data Base Query Service, the Toll Free call will be routed to the selected customer for completion.</p>	
<p>(2) Basic Toll Free Data Base Queries provide instructions to route 1+Toll Free Code-NXX-XXXX calls on a simple call turn around basis to one particular customer or to different customers based on the LATA in which the Toll Free call originates.</p>	
<p>(3) Premium Toll Free Data Base Queries provide instructions to route 1+Toll Free Code-NXX-XXXX calls to:</p> <p>(a) Different customers based on time of day, day of week, or based on number of calls allocated by Toll Free subscriber selected percentages.</p>	
<p>(b) Different terminating locations based on time of day, day of week, or based on number of calls allocated by Toll Free subscriber selected percentages.</p>	
<p>(c) Standard seven (7) digit local exchange telephone numbers at the terminating end based on the Toll Free subscriber's specific requirements.</p>	
<p>The Toll Free subscriber is responsible for arranging the entry of the various routing instructions discussed herein into the Number Administration Service Center's (NASC's) Service Management System (SMS).</p>	
<p>Rate regulations and charges applicable to Toll Free Data Base Query Service appear in <i>VII.E.3.c.</i> and <i>VII.F.</i>.</p>	
<p>11. 900 Access Service</p> <p>a. Description</p> <p>(1) 900 Access Service is an originating trunk side service that provides for the forwarding of end user dialed 900-NXX-XXXX calls to a customer via a Telephone Company designated switch capable of performing a customer identification function. The customer identification function determines the customer to which the 900 call is routed by the Telephone Company.</p>	

VII. SWITCHED ACCESS SERVICE (Continued)

	The customer identification function will be available at suitably equipped end offices or Telephone Company access tandems. Once customer identification has been established, the call will be routed to the customer. 900 Access Service may be provided via 900 Access Service switched trunk groups or in conjunction with a customer's FGC, FGD, BSA-C or BSA-D Switched Access Service.	
(2)	If the customer's 900 Access traffic originates from an end office not equipped to perform the customer identification function, the call will be routed to the nearest office at which the function is available. Once customer identification has been established, the call will be routed to the customer.	
	Unless prohibited by technical limitations, the customer's 900 Access Service traffic may, at the option of the customer, be combined in the same trunk group arrangement as the customer's FGC, FGD, BSA-C or BSA-D Access Service traffic. When required by technical limitations a separate trunk group must be established for 900 Access Service.	
(3)	900 Access Service is provided as trunk side switching through the use of end offices or Telephone Company access tandems. 900 Access Service originating from equal access end offices with the customer identification function will be provided using Feature Group D signaling as set forth in <i>VII.B.4.a.(2)</i> and (3) or BSA-D signaling as set forth in <i>VII.B.8.a.(2)</i> and (3). When Feature Group D signaling is provided, ANI will be provided in the same manner in which ANI is provided for Feature Group D as set forth in <i>VII.C.2.f.</i> . When BSA-D signaling is provided, ANI may be provided in the same manner in which ANI is provided for BSA-D as set forth in <i>VII.B.14.</i> .	
	900 Access Service originating from end offices not having equal access capabilities will be provided using Feature Group C signaling as set forth in <i>VII.B.3.a.(2)</i> and (3) or BSA-C signaling as set forth in <i>VII.B.7.a.(2)</i> and (3). When Feature Group C signaling is provided, ANI will be provided in the same manner in which ANI is provided for Feature Group C as set forth in <i>VII.C.2.f.</i> . When BSA-C signaling is provided, ANI may be provided in the same manner in which ANI is provided for BSA-C as set forth in <i>VII.B.14.</i> .	
	In cases where 900 Access Service will be used for mass calling events, the customer is required to provide notice of the event to the Telephone Company. Notification must be provided at least two (2) business days prior to the event. As a result of such notification, the Telephone Company may implement protective controls to ensure acceptable service levels.	
(4)	Failure to notify the Telephone Company of such events may subject the 900 Access Service to discontinuance as specified in Section <i>III.B.1.</i> .	
(5)	Calls to a 900 number dialed via 1+ from coin telephones, 101XXXX, Inmate Service and Hotel/Motel Service will be blocked. Calls to a 900 number dialed via 0+ or 0- will be blocked. Calls to a 900 number dialed via 0+ from end offices converted to equal access will be unblocked if an ASR requesting unblocking is submitted to the Telephone Company by the customer.	

VII. SWITCHED ACCESS SERVICE (Continued)

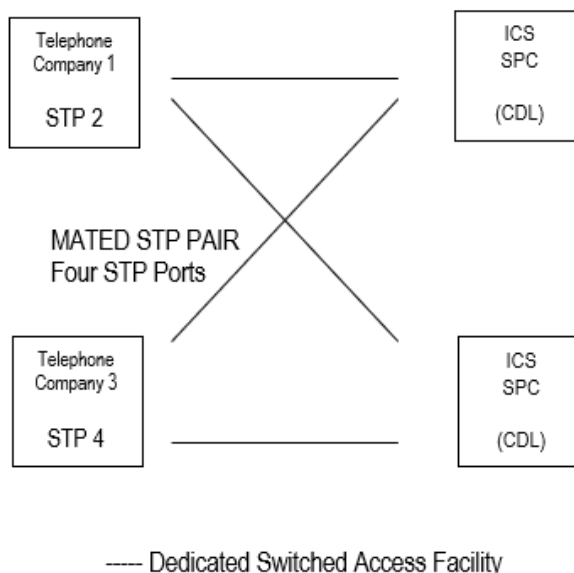
b. Optional Features	
(1) Common Switching Optional Features	
(a) Automatic Number Identification (ANI)	
(b) Dial Pulse Address Signaling	
(c) Revertive Pulse Address Signaling	
(d) Delay Dial Start Pulsing Signaling	
(e) Immediate Dial Pulse Address Signaling	
(f) Panel Call indicator Address Signaling	
(g) Alternate Traffic Routing	
(h) SS7 Out of Band Signaling	
(i) Customer Identification Function	
(j) Tandem Switch Signaling	
(2) Local Transport Optional Features	
Supervisory Signaling	
c. Transmission Specifications	
(1) Non-Converted End Offices	
In end offices that have not been converted to equal access, 900 Access Service is provided with either Type B or Type C Transmission Specifications as follows:	
- When routed directly to the end office either Type B or Type C is provided.	
- When routed to a Telephone Company access tandem only Type B is provided.	
- Type B or Type C is provided on the transmission path from the Telephone Company access tandem to the end office.	
Type C Transmission Specifications are provided with Interface Group 1 when routed directly to an end office. Type B is provided with Interface Groups 2 through 10, whether routed directly to an end office or to a Telephone Company access tandem.	
Type DB Data Transmission Parameters are provided with 900 Access Service for the transmission path between the customer's premises and the end office when directly routed to the end office, and Type DB Data Transmission Parameters are provided for the transmission path between the customer's premises and the Telephone Company access tandem and between the Telephone Company access tandem and the end office when routed via a Telephone Company access tandem.	

VII. SWITCHED ACCESS SERVICE (Continued)

<p>(2) Equal Access End Offices</p> <p>In end offices converted to equal access, 900 Access Service is provided with either Type A, Type B or Type C Transmission Specifications as follows:</p> <ul style="list-style-type: none">- When routed directly to the end office either Type B or C is provided.	
<ul style="list-style-type: none">- When routed to a Telephone Company access tandem only Type A is provided.	
<ul style="list-style-type: none">- Type A is provided on the transmission path from the Telephone Company access tandem to the end office.	
<p>Type C Transmission specifications are provided with Interface Group 1. Type A and Type B Transmission Specifications are provided with Interface Groups 2 through 10.</p>	
<p>Type DA Data Transmission Parameters are provided for the transmission path between the customer's premises and the Telephone Company access tandem and between the Telephone Company access tandem and the end office. Type DB Data Transmission Parameters are provided for the transmission path between the customer's premises and the end office when directly routed to the end office.</p>	
<p>12. Common Channel Signaling System 7 Access Service</p> <p>a. Description</p> <p>Common Channel Signaling System 7 (CCS7) Access service provides an interconnection between the Common Channel Signaling (CCS) network of the Telephone Company and a customer's CCS network or SS7 capable voice/data network using Dedicated Switched Access facilities and Signal Transfer Point (STP) Ports. CCS7 Access service provides the connection between the Telephone Company's STP and the customer's premises to allow customers to access Telephone Company provided services requiring CCS7 connectivity. CCS7 Access service provides for the transmission of network control and other signaling information from the Telephone Company's STP, via the STP Port and Dedicated Switched Access facilities, to the customer's premises. The technical interface specifications are as described in Technical Reference GR-905-CORE, Issue 11. The location of the Telephone Company's STP switches is indicated in <i>d.</i> following and in NECA Tariff FCC No. 4.</p>	

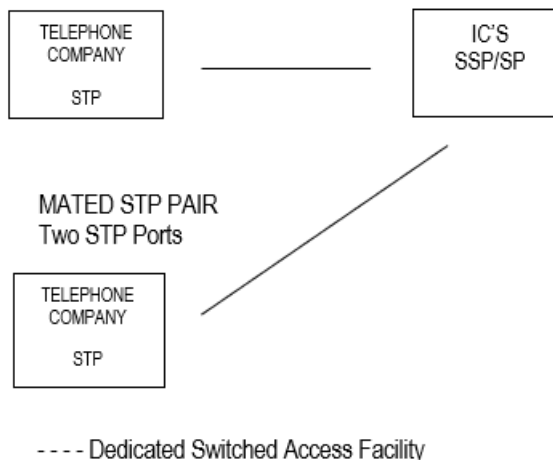
VII. SWITCHED ACCESS SERVICE (Continued)

CCS7 Access Service may interconnect a customer's paired STPs to the Telephone Company's mated STP pairs. With this arrangement, the customer is connected to two (2) STPs and four (4) STP Ports via four (4) Dedicated Switched Access facilities. The following diagram depicts a generic view of this arrangement.



CCS7 Access service may also interconnect a Customer Signaling Point or Service Switching Point to the mated STP pairs at the locations specified. With this arrangement, the customer is connected to two (2) STPs and two (2) STP Ports via two (2) Dedicated Switched Access facilities.

The following diagram depicts a generic view of this arrangement.



VII. SWITCHED ACCESS SERVICE (Continued)

<p>b. Dedicated Switched Access</p> <p>Dedicated Switch Access provides a dedicated transmission path to connect a customer's premises to the Telephone Company's Signal Transfer Point (STP). This service is provided in 56 Kbps digital or DS1 formats only. The 56 Kbps format provides connection to one (1) port at the STP and the DS1 format provides an equivalence of 24, 56 Kbps facilities for connection of up to 24 ports at the STP. Dedicated Switched Access has two (2) rate elements: Dedicated Switched Access Line (DSAL) and Dedicated Switched Access Transport (DSAT).</p> <p>(1) The DSAL rate element provides the transmission path between a customer's premises and its serving wire center. A 56 Kbps or DS1 interface is provided at the customer's premises as part of the DSAL. The 56 Kbps interface provides for the simultaneous two-way transmission of sequential bipolar data signals at a transmission speed of 56 Kbps over four-wire facilities. The DS1 interface provides for the simultaneous two-way transmission of sequential data signals at a transmission speed of 1.544 Mbps. This rate element is not distance nor usage sensitive.</p>					
<p>(2) The DSAT rate element provides the transmission path between the serving wire center of the customer's premises and the STP. This rate element is distance sensitive on a per airline mile basis, but is not usage sensitive. Where the serving wire center of the customer's premises and the STP location are the same, the DSAT rate element does not apply. Airline miles will be calculated using the V&H coordinates method outlined in NECA Tariff FCC No. 4 between the customer's serving wire center and the STP.</p>					
<p>c. STP Port Termination</p> <p>The STP Port Termination provides the means to terminate the Dedicated Switched Access facility at the STP. One (1) STP Port Termination is required for each 56 Kbps or 56 Kbps equivalent facility.</p>					
<p>d. STP Locations</p> <p>CCS7 Access Service interconnects a customer's paired STPs to the Telephone Company's STP mated pairs for SS7 Out of Band Signaling for customers in the following locations:</p>					
<p>Telephone Company wire centers located within the LATAs listed below are identified in NECA Tariff FCC No. 4.</p> <table> <tr> <th data-bbox="418 1501 472 1528"><u>STP</u></th><th data-bbox="802 1501 1019 1528"><u>Customers Served</u></th></tr> <tr> <td data-bbox="418 1560 703 1587">Everett and Bothell, WA</td><td data-bbox="802 1560 943 1587">Washington</td></tr> </table>		<u>STP</u>	<u>Customers Served</u>	Everett and Bothell, WA	Washington
<u>STP</u>	<u>Customers Served</u>				
Everett and Bothell, WA	Washington				

VII. SWITCHED ACCESS SERVICE (Continued)

<p>e. SS7 Transport</p> <p>SS7 Transport provides for message transport in support of services which require receiving and terminating signaling information using the SS7 protocol. SS7 Transport will route messages to the appropriate global title address or to the signaling point code address based on STP translations. Customer STP interconnection can be obtained by interconnection at any of the Telephone Companies STP pair locations as shown in this section.</p>	
<p>Interconnection at primary STP locations will provide for SS7 transport to other primary STP locations within the Telephone Companies SS7 Network. The Telephone Companies primary STP locations are:</p>	
<p>SS7 Transport is comprised of two (2) rates. One rate is applicable for SS7 Transport between Primary STP locations. The second rate is applicable for SS7 Transport between a Primary STP location and any local STP location.</p>	
<p>A customer ordering SS7 Transport must, at minimum, subscribe to the Telephone Company's Common Channel Signaling System 7 (CCS7) Access Service as shown in this section.</p>	
<p>13. <i>500 Access Service</i></p> <p>a. Description</p> <p>(1) 500 Access Service is an originating trunk side service that provides for the forwarding of end user dialed 500-NXX-XXXX calls to a customer via a Telephone Company designated switch capable of performing a customer identification function. The customer identification function determines the customer to which the 500 call is routed by the Telephone Company.</p>	
<p>The customer identification function will be available at suitably equipped end office or Telephone Company access tandem switches. Once customer identification has been established, the call will be routed to the customer. 500 Access Service may be provided via 500 Access Service switched trunk groups or in conjunction with a customer's FGC, FGD, BSA-C or BSA-D Switched Access Service.</p>	
<p>(2) If the customer's 500 Access traffic originates from an end office switch not equipped to perform the customer identification function, the call will be routed to the nearest office at which the function is available. Once customer identification has been established, the call will be routed to the customer.</p>	
<p>Unless prohibited by technical limitations, the customer's 500 Access Service traffic may, at the option of the customer, be combined in the same trunk group arrangement as the customer's FGC, FGD, BSA-C or BSA-D Access Service traffic. When required by technical limitations a separate trunk group must be established for 500 Access Service.</p>	

VII. SWITCHED ACCESS SERVICE (Continued)

<p>(3) 500 Access Service is provided as trunk side switching through the use of end office or Telephone Company access tandem switch trunk equipment. 500 Access Service originating from equal access end offices with the customer identification function will be provided using Feature Group D signaling as set forth in <i>VII.B.4.a.(2)</i> and (3) or BSA-D signaling as set forth in <i>VII.B.8.a.(2)</i> and (3). When Feature Group D signaling is provided, ANI will be provided in the same manner in which ANI is provided for Feature Group D as set forth in <i>VII.C.2.f.</i>. When BSA-D signaling is provided, ANI may be provided in the same manner in which ANI is provided for BSA-D as set forth in <i>VII.B.14.</i>.</p>	
<p>500 Access Service originating from end offices not having equal access capabilities will be provided using Feature Group C signaling as set forth in <i>VII.B.3.a.(2)</i> and (3) or BSA-C signaling as set forth in <i>VII.B.7.a.(2)</i> and (3). When Feature Group C signaling is provided, ANI will be provided in the same manner in which ANI is provided for Feature Group C as set forth in <i>VII.C.2.f.</i>. When BSA-C signaling is provided, ANI may be provided in the same manner in which ANI is provided for BSA-C as set forth in <i>VII.B.14.</i>.</p>	
<p>b. Optional Features</p>	
<p>(1) Common Switching Optional Features</p>	
<p>(a) Automatic Number Identification (ANI)</p>	
<p>(b) Dial Pulse Address Signaling</p>	
<p>(c) Revertive Pulse Address Signaling</p>	
<p>(d) Delay Dial Start Pulsing Signaling</p>	
<p>(e) Immediate Dial Pulse Address Signaling</p>	
<p>(f) Panel Call Indicator Address Signaling</p>	
<p>(g) Alternate Traffic Routing</p>	
<p>(h) SS7 Out of Band Signaling</p>	
<p>(i) Customer Identification Function</p>	
<p>(j) Tandem Switch Signaling</p>	
<p>(2) Local Transport Optional Features</p> <p>Supervisory Signaling</p>	
<p>c. Transmission Specifications</p>	
<p>(1) Non-Converted End Offices</p>	
<p>In end offices that have not been converted to equal access, 500 Access Service is provided with either Type B or Type C Transmission Specifications as follows:</p> <ul style="list-style-type: none"> - When routed directly to the end office either Type B or Type C is provided. 	
<ul style="list-style-type: none"> - When routed to a Telephone Company access tandem only Type B is provided. 	
<ul style="list-style-type: none"> - Type B or Type C is provided on the transmission path from the Telephone Company access tandem to the end office. 	

VII. SWITCHED ACCESS SERVICE (Continued)

Type C Transmission Specifications are provided with Interface Group 1 when routed directly to an end office. Type B is provided with Interface Groups 2 through 10, whether routed directly to an end office or to a Telephone Company access tandem.	
Type DB Data Transmission Parameters are provided with 500 Access Service for the transmission path between the customer's premises and the end office when directly routed to the end office, and Type DB Data Transmission Parameters are provided for the transmission path between the customer's premises and a Telephone Company access tandem and between the Telephone Company access tandem and the end office when routed via a access tandem.	
(2) Equal Access End Offices In end offices converted to equal access, 500 Access Service is provided with either Type A, Type B or Type C Transmission Specifications as follows: - When routed directly to the end office either Type B or C is provided.	
- When routed to a Telephone Company access tandem only Type A is provided.	
- Type A is provided on the transmission path from the Telephone Company access tandem to the end office.	
Type C Transmission specifications are provided with Interface Group 1. Type A and Type B Transmission Specifications are provided with Interface Groups 2 through 10.	
Type DA Data Transmission Parameters are provided for the transmission path between the customer's premises and the Telephone Company access tandem and between the Telephone Company access tandem and the end office. Type DB Data Transmission Parameters are provided for the transmission path between the customer's premises and the end office when directly routed to the end office.	
<p>14. Basic Service Elements</p> <p>The following Basic Service Elements (BSEs) are chargeable unbundled service options available only with Basic Serving Arrangements. The Telephone Company makes no guarantee that these BSE's will be available in all locations. Rate regulations and charges applicable to BSEs appear in VII.E.15. and VII.F..</p> <p>a. Alternate Traffic Routing</p> <p>This BSE provides the capability of directing originating traffic from an end office (or appropriately equipped access tandem) via a trunk group (the "high usage" group) to a CDL until that group is fully loaded, and then delivering additional originating traffic (the "overflowing" traffic) from the same end office or access tandem to a different trunk group or groups (via one (1) or more intermediate high usage groups) to one (1) or more CDLs until the originating traffic is directed to a final group. The customer shall specify the last trunk CCS desired for the high usage group and each intermediate group.</p>	

VII. SWITCHED ACCESS SERVICE (Continued)

When a BSA-D customer subscribes to TAS (Tandem Access Sectorization) and Alternate Traffic Routing, the "final" trunk group and any intermediate trunk groups carrying additional originating overflowing traffic must terminate at the same CDL as does the "high usage" trunk group.	
Alternate Traffic Routing - BSE is provided in suitably equipped end office or access tandem switches and is available with BSA-B, BSA-C, and BSA-D.	
<p>b. Automatic Number Identification (ANI) – BSE</p> <p>This BSE provides the automatic transmission of a seven (7) or ten (10) digit number and information digit to the CDL for calls originating in the Access Area to identify the calling station. The ANI arrangement will be associated with all individual transmission paths in a trunk group when this arrangement is provided.</p>	
These information digits shall only be used for billing and collection, routing, screening, and completion of the originating subscriber's call or transaction or for service directly related to the originating subscriber's call or transaction.	
The ANI provided shall not be reused or resold without first notifying the originating telephone subscriber and obtaining affirmative consent of the subscriber for reuse or resale.	
Unless the originating subscriber has given consent for the reuse or resale, any information provided shall not be used for any purpose other than:	
<ul style="list-style-type: none">- performing the services or transactions that are subject of the originating subscriber's call;	
<ul style="list-style-type: none">- ensuring network performance security, and the effectiveness of call delivery;	
<ul style="list-style-type: none">- compiling, using and disclosing aggregate information; and,	
<ul style="list-style-type: none">- complying with applicable laws.	
The above restrictions shall not prevent the subscriber to the ANI Arrangement from using information acquired from an ANI Arrangement, such as the telephone number or information derived from analysis of the characteristics of calls received through the ANI Arrangement, to offer a product or service that is directly related to the products or services previously purchased by a customer of the ANI Arrangement subscriber.	

VII. SWITCHED ACCESS SERVICE (Continued)

<p>The seven (7) digit ANI telephone number is available with BSA-B and BSA-C. It will be transmitted on all calls except those identified as a multiparty line or ANI failure. The ten (10) digit ANI telephone number is only available with BSA-D. When BSA-D with SS7 Out of Band Signaling is specified, the customer may order an ANI equivalent by ordering the Charge Number parameter as described in VII.C.2.z. at the rates for ANI-BSE as shown in VII.F.. The ten (10) digit ANI telephone number consists of the Numbering Plan Area (NPA) plus the seven (7) digit ANI telephone number. The ten (10) digit ANI telephone number will be transmitted on all calls except those identified as a multiparty line or ANI failure in which case only the NPA will be transmitted (in addition to the information digit described below). The ANI telephone number is the listed telephone number of the end user that originates the call.</p>	
<p>With BSA-C, ANI is provided from end offices at which the Telephone Company recording for end user billing is not provided, or where it is not required, as with Toll Free Data Base Access Service. It is not provided from end offices for which the Telephone Company needs to forward ANI to its recording equipment.</p>	
<p>When ANI cannot be provided (e.g., on calls from 2-, in some instances, 4-, and 8-party services) information digits will be provided to the customer. The information digits are used in the following situations:</p>	
<p>(1) Telephone number is the station billing number - no special treatment is required.</p>	
<p>(2) Multiparty line telephone number is a 2-, in some instances, 4-, or 8-party line and cannot be identified - number must be obtained via an operator or in some other manner.</p>	
<p>(3) ANI failure has occurred in the end office switch which prevents identification of calling telephone number - number must be obtained by operator or in some other manner.</p>	
<p>(4) The configuration of the line requires special screening or handling by the customer, or</p>	
<p>(5) Call is an Automatic Identified Outward Dialed (AIOD) call from end user terminal equipment.</p> <p>These ANI information digits are available with BSA-B, BSA-C, and BSA-D only. In addition, the following information digits are available with BSA-D only:</p> <p>(a) InterLATA Area restricted - telephone number is identified line.</p>	
<p>(b) InterLATA Area restricted - line requires special screening or handling by the customer.</p> <p>These information digits will be transmitted as agreed to by the customer and the Telephone Company.</p>	
<p>c. User Transfer – BSE</p> <p>This option, available with BSA-A, provides the ability to temporarily hold an established call, originate another call to a third party, and then redirect the first call to the third party. When a call has been transferred, the original line is cleared to place or receive another call.</p>	

VII. SWITCHED ACCESS SERVICE (Continued)

<p>d. Hunt Group Arrangement - BSE</p> <p>This BSE, available only with BSA-A, provides the ability to sequentially access one of two (2) or more line side connections in the originating direction, when the access code of the line group is dialed. This BSE contemplates one (1) access code (i.e., telephone number) per arrangement. This BSE also provides the ability to sequentially access one of two (2) or more lines in the terminating direction, when the hunting number of the line group is forwarded from the customer to the Telephone Company.</p>	
<p>e. Queuing - BSE</p> <p>This BSE is available only with BSA-A in conjunction with the Uniform Call Distribution (UCD) BSE and may only be provided in Telephone Company electronic end offices.</p>	
<p>When all terminals in a UCD Arrangement are busy, queuing allows for an incoming call to be placed in queue to await an available terminal in the UCD arrangement. When a call is placed in queue, audible ringing is returned to the customer and no further indication is sent until a terminal completes the call. The call that has been in queue the longest will be the first call handled when a terminal becomes available. The maximum number of calls that can be placed in queue is dependent upon the total number of lines in the multiline hunt group. If the incoming call cannot be placed in queue, the calling party will receive a busy tone.</p>	
<p>f. Uniform Call Distribution - BSE</p> <p>This BSE provides a type of multiline hunting arrangement which evenly distributes calls among the available lines in a hunt group. Where available, this arrangement is provided with originating use for BSA-A and terminating use for Special Access Lines.</p>	
<p>g. Simplified Message Desk Interface (SMDI) - BSE</p> <p>This option provides call-related information for calls utilizing a BSE hunt group arrangement. SMDI provides the capability for delivering the called number, the calling number, and a call forwarding indicator (i.e., call forwarding busy, call forwarding don't answer, or direct call). This information is transmitted to the CDL utilizing a DNAL (Section VII.B.9.). In addition, where customer equipment exists, SMDI will allow a customer to activate a message waiting indicator to the called number. The message waiting indicator includes Message Waiting Indication - Audible or Message Waiting Indication - Audible Ring Burst.</p>	
<p>The customer shall provide the appropriate Customer Premises Equipment (CPE) to store, display or print the transmitted call status information as well as equipment to activate or deactivate the message waiting indicator. The Telephone Company assumes no liability and will be held harmless for any incompatibility of their CPE to perform satisfactorily with this feature. This BSE, available with DNA, is provided from suitably equipped end offices. The customer is responsible for providing a modem at the CDL which interfaces with the Telephone Company equipment at 1200 baud ASCII.</p>	

VII. SWITCHED ACCESS SERVICE (Continued)

<p>h. Premier Messaging Services Interface (PMSI) aka Inter-Switch Voice Messaging (ISVM) - BSE</p> <p>Premier Messaging Services Interface (PMSI) is an optional enhancement to Simplified Message Desk Interface (SMDI). PMSI is similar to Simplified Message Desk Interface (SMDI), except that it utilizes the Signaling System 7 (SS7) Network to pass calling and called number information between central offices. With PMSI capability, the customer is not required to obtain a Voice Grade Dedicated Network Link to each Telephone Company central office switch where messaging capability is desired. With PMSI, the customer can provide messaging capability to all end users in a LATA area provided those end users reside in central offices that are interconnected via SS7 and are equipped with the required software. PMSI requires SMDI service between the customer's equipment and at least one (1) central office. A monthly recurring charge, as set forth in <i>VII.F.1.</i> following, applies per arrangement and is in addition to charges for SMDI.</p>	
<p>i. Signaling System 7 Message Waiting Indicator (SS7MWI) Signaling Service - BSE</p> <p>(1) Signaling System 7 Message Waiting Indicator (SS7MWI) Signaling Service permits the customer to provide Signaling System 7 (SS7) Message Waiting Indicator (MWI) Transaction Capabilities Application Part (TCAP) messages to the Telephone Company for delivery to Telephone Company switches that serve suitably equipped lines of those end users who subscribe to the customer's voice messaging service. MWI TCAP messages are originated by the customer's equipment, (i.e., Voicemail Platform) and addressed and delivered to a designated Telephone Company Signaling Transfer Point (STP) pair in the LATA in which the customer's subscribing end user receives service.</p>	
<p>(2) The Telephone Company uses its SS7 capabilities to determine the switch serving the end user, and to deliver the MWI TCAP message to that switch. The message causes the switch to set or reset MWI on the end user's line. These messages allow the customer to notify its end user that voice messages are awaiting retrieval, or to clear the message waiting notification once the end user has acknowledged those messages.</p>	
<p>(3) SS7MWI Signaling Service is offered only to provide signaling to Telephone Company switches within the LATA in which the signaling was handed off to the Telephone Company, and will be available only in LATAs where the Telephone Company has STPs available to accept SS7 messages associated with the service. A list of LATAs where the Telephone Company has STPs follows in this section. The customer must hand-off only those messages that are intended for end users served by capable Telephone Company switches in that LATA.</p>	

VII. SWITCHED ACCESS SERVICE (Continued)

<p>(4) SS7MWI Signaling Service is not available in LATAs where the Telephone company does not have STPs. In those LATAs, services utilizing Simplified Message Desk Interface (SMDI) in this section preceding, <i>VII.B.14.g.</i>, or Premier Messaging Service Interface (PMSI) service as set forth in this section preceding, <i>VII.B.14.h.</i>, can be used to communicate message waiting status to end users' lines. In the event that STPs are deployed in any of those LATAs subsequent to issuance of this tariff, the Telephone Company will offer the service in those LATAs. In the event that the Telephone Company removes STPs from one (1) or more LATAs, it can no longer offer the service in that LATA. In such event, the Telephone Company will provide at least ninety (90) days prior notice of the pending removal of the STPs. Following such removal, the customer will have the option of purchasing Simplified Message Desk Interface (SMDI) in this section preceding, <i>VII.B.14.g.</i>, or Premier Messaging Service Interface (PMSI) service as set forth in this section preceding, <i>VII.B.14.h.</i>.</p>					
<p>(5) Additionally, SS7MWI Signaling Service can only be used to update MWI for end users served from suitably equipped switching equipment in designated LATA STPs which are capable of responding appropriately to MWI TCAP messages.</p>					
<p>(6) The customer is responsible for obtaining SS7 interconnection directly from The Telephone Company under the provisions of Section <i>VII.B.12.</i> of this tariff. The customer of record for the SS7 interconnection shall also be the customer of record for SS7MWI Signaling Service. In the event that the customer chooses to use another SS7 provider to interconnect with The Telephone Company, the customer shall be unable to receive the SS7MWI Signaling Service, and will have to make separate arrangements with the SS7 provider.</p>					
<p>(7) SS7MWI Signaling Service shall be ordered separately for each STP pair in each LATA requiring the service. Each such order will be considered a messaging arrangement. Each ASR submitted will contain no more than two (2) (a Primary and a Secondary) Voicemail Platforms per messaging arrangement. If a customer seeks to connect more than two (2) Voicemail Platforms to a given The Telephone Company STP pair, an additional ASR will be required for each additional pair of Voicemail Platforms per STP pair in a LATA.</p>					
<p>(8) A monthly recurring charge as set forth in Section <i>VII.F.</i> applies per messaging arrangement to allow for the transmission of SS7MWI Signaling Service.</p>					
<p>(9) LATAs Served:</p> <table data-bbox="467 1465 1255 1560"> <thead> <tr> <th><u>LATA</u></th><th><u>LATA NAME</u></th></tr> </thead> <tbody> <tr> <td>674</td><td>SEATTLE WASHINGTON</td></tr> </tbody> </table>	<u>LATA</u>	<u>LATA NAME</u>	674	SEATTLE WASHINGTON	
<u>LATA</u>	<u>LATA NAME</u>				
674	SEATTLE WASHINGTON				
<p>j. Caller Identification – Number (ICLID) BSE</p> <p>This BSE provides the customer with the calling party's directory number at the time the call is received. The calling number is transmitted to the customer during the first silent interval of the ringing cycle. The number is displayed on customer-provided equipment.</p>					

VII. SWITCHED ACCESS SERVICE (Continued)

Where available, this arrangement is provided with originating BSA-A as a nonchargeable option.	
<p>k. Remote Call Forwarding - BSE</p> <p>This BSE is a service that utilizes a seven (7) digit Directory Number (DN) to automatically forward all incoming calls to another DN. The forwarded to number can be in the same central office switch or in another central office switch.</p>	
The remote call forwarding directory number is not directly associated with an access connection arrangement, but rather is a software translation programmed within the central office switch. All calls dialed to that directory number will forward to another number automatically. The subscriber to this capability does not have a station set for termination of calls made to their remote call forwarding number. Where available, this arrangement is provided with BSA-A and FGA.	
<p>l. Direct Inward Dialing (DID) - BSE</p> <p>This BSE provides a two- or four-wire DID termination with line treatment at the first point of switching that permits the Dial Tone Central Office Switch to deliver all or part of the called number to the customer premises at the time the call is established. Multifrequency (MF), Dual Tone Multifrequency (DTMF) or Dial Pulse address signaling is used by the Telephone Company to deliver only the called telephone number to the customer premises. No other address signaling will be delivered to the customer premises. The type of signaling utilized depends on the Dial Tone Office switching equipment available. If additional address signaling is required by the customer, it must be provided by the customer's end user using inband tone address signals which will not be regenerated by the Telephone Company and will be subject to the ordinary transmission capabilities of the Switched Transport provided.</p>	
This BSE is only available with new BSA-A arrangements and only in the originating direction. The customer must order a DID Trunk Termination and the first group of 20 DID numbers to be associated with the DID Termination in addition to BSA-A service. Additional groups of 20 DID telephone numbers are available. If the grade of service at the group busy hour of the DID trunk group is less than P.05 for two (2) consecutive months, the customer may be required to subscribe to additional DID Trunk Terminations. The DID optional feature is only available as a stand-alone BSE or optional feature, no other BSEs or optional features can be used in conjunction with it.	
<p>m. Billed Number Screening (BNS) - BSE</p> <p>This BSE prevents the billing of incoming collect and third number billed calls to a customer's telephone account.</p>	
The Telephone Company, upon request of the customer, shall confirm the Billed Number Screening service applied to their account.	
Where available, this arrangement is provided with BSA-A and FGA.	

VII. SWITCHED ACCESS SERVICE (Continued)

<p>n. Digital Channel Service (DCS) - BSE</p> <p>This BSE provides a digital common line connection between the CDL and the local serving wire center. The digital transmission rate available is either DS1 (1.544 Mbps) or DS3 (44.736 Mbps).</p>	
<p>Digital Channel Service will be used by the customer to aggregate the customer's telecommunication services onto a digital local loop.</p>	
<p>This arrangement is provided on an Individual Case Basis (ICB) with BSA-D.</p>	
<p>o. Answer Supervision - BSE</p> <p>Answer Supervision is the line side functionality that provides an electrical signal to the calling end of a switched telephone connection when the called line goes off-hook. Customer-Owned Pay Telephone (COPT) Answer Supervision will be provided for use with Public Telephone Access Service as specified in the Company's local/general exchange tariff to assist in determining when billing for a specific call should commence.</p>	
<p>C. <u>Optional Features</u></p> <p>Following are descriptions of the various optional features that are available in lieu of, or in addition to, the standard features provided with Switched Access Services. They are provided as either Local Transport, Common Switching or Transport Termination options.</p> <p>1. <i>Local Transport Optional Features</i></p> <p>a. Supervisory Signaling</p> <p>Where the transmission parameters permit, and where signaling conversion is required by the customer to meet its signaling capability, the customer may order an optional supervisory signaling arrangement for each transmission path provided as follows:</p> <ul style="list-style-type: none"> - For Interface Groups 1 and 2 <p>DX Supervisory Signaling, E&M Type I Supervisory Signaling, E&M Type II Supervisory Signaling, or E&M Type III Supervisory Signaling</p> 	
<ul style="list-style-type: none"> - For Interface Group 2 <p>SF Supervisory Signaling, or Tandem Supervisory Signaling</p> 	

VII. SWITCHED ACCESS SERVICE (Continued)

<p>- For Interface Groups 6 through 10</p> <p>At the option of the customer, these Interface Groups may be provided with individual transmission path SF supervisory signaling where such signaling is available in Telephone Company central offices. Generally such signaling is available only where the entry switch provides an analog (i.e., non-digital) interface to the transport termination.</p>	
<p>These optional supervisory signaling arrangements are not available in conjunction with Signaling System 7 (SS7) Out of Band Signaling.</p>	
<p>b. Customer Specified Entry Switch Receive Level</p> <p>This feature allows the customer to specify the receive transmission level at the first point of switching. The range of transmission level which may be specified is described in Technical Reference GR-334-CORE, Issue 1. This feature is available with Interface Groups 2 through 10 for FGA, FGB, BSA-A and BSA-B.</p>	
<p>2. Common Switching Optional Features</p> <p>a. Call Denial on Line or Hunt Group</p> <p>This option allows for the screening of terminating Feature Group A and BSA-A calls. The following screening arrangements are available with this option:</p> <p>(1) Screening of terminating calls for completion to only 411, 611, 911, 555-1212 all valid NXXs associated with the end offices within the LATA, i.e., the call cannot be further switched or routed out of the LATA.</p>	
<p>(2) Screening of terminating calls within the Feature Group A or BSA-A Access Area for completion to only 411, 611, 911, Toll Free, 555-1212, and a Telephone Company specified set of NXXs within the Telephone Company local exchange calling area of the dial tone office in which the arrangement is provided.</p>	
<p>All other calls are routed to a reorder tone or recorded announcement. Arrangement 1 is provided where available. Arrangement 2 is provided in all Telephone Company electronic end offices and, where available, in electromechanical end offices. These options are available with Feature Group A and BSA-A.</p>	
<p>b. Service Code Denial on Line or Hunt Group</p> <p>This option allows for the screening of terminating calls, 0-, 555 and N11 (e.g., 411, 611, and 911). This feature is provided where available in all Telephone Company electronic end offices and electromechanical end offices. It is available with Feature Group A and BSA-A.</p>	
<p>c. Hunt Group Arrangement</p> <p>The Hunt Group Arrangement is available with FGA as a nonchargeable option. This feature is available with BSA-A as a chargeable BSE as specified in <i>VII.B.13.</i> and <i>VII.E.15.</i></p>	

VII. SWITCHED ACCESS SERVICE (Continued)

<p>This option provides for:</p> <ul style="list-style-type: none">- the ability to sequentially access one of two (2) or more Feature Group A line side connections in the originating direction, when the access code of the line group is dialed, and	
<ul style="list-style-type: none">- the ability to sequentially access one of two (2) or more Voice Grade Circuits (e.g., Toll Free Service Circuits) in the terminating direction, when the hunting number of the line group is forwarded from the customer to the Telephone Company.	
<p>d. Uniform Call Distribution Arrangement</p> <p>This option provides a type of multiline hunting arrangement which provides for an even distribution of calls among the available lines in a hunt group. Where available, this feature is provided in Telephone Company electronic end offices only. It is available for originating use with Feature Group A and for terminating use with Special Access used with a Switched Access Interface. This option is available with BSA-A as a chargeable BSE as shown in <i>VII.B.14.</i> and <i>VII.E.15.</i></p>	
<p>e. Nonhunting Number for Use with Hunt Group or Uniform Call Distribution Arrangement</p> <p>This option provides an arrangement for an individual line within a multiline hunt or uniform call distribution group that provides access to that line within the hunt or uniform call distribution group when it is idle or provides busy tone when it is busy, when the nonhunting number is dialed. Where available, this feature is provided in Telephone Company electronic end offices only. It is available with Feature Group A, BSA-A utilizing Uniform Call Distribution - BSE, and Special Access lines used with a Switched Access Interface.</p>	
<p>f. Automatic Number Identification (ANI)</p> <p>This option provides the automatic transmission of a seven (7) or ten (10) digit number and information digits to the customer's premises for calls originating in the Access Area to identify the calling station. The ANI feature is an end office software function which is associated on a call-by-call basis with a.) all individual transmission paths in a trunk group routed directly between an end office and a customer's premises or, where technically feasible, with b.) all individual transmission paths in a trunk group between an end office and a Telephone Company access tandem, and a trunk group between a Telephone Company access tandem and a customer's premises. When Feature Group D is provided with SS7 Out of Band Signaling, the customer may obtain an ANI equivalent by ordering the Charge Number optional feature as described in <i>VII.C.2.z.</i></p>	
<p>These information digits shall only be used for billing and collection, routing, screening, and completion of the originating subscriber's call or transaction or for service directly related to the originating subscriber's call or transaction.</p>	
<p>The ANI provided shall not be reused or resold without first notifying the originating telephone subscriber and obtaining affirmative consent of the subscriber for reuse or resale.</p>	

VII. SWITCHED ACCESS SERVICE (Continued)

Unless the originating subscriber has given consent for the reuse or resale, any information provided shall not be used for any purpose other than:	
- performing the services or transactions that are subject of the originating subscriber's call;	
- ensuring network performance security, and the effectiveness of call delivery;	
- compiling, using and disclosing aggregate information; and,	
- complying with applicable laws.	
The above restrictions shall not prevent the subscriber to the ANI Arrangement from using information acquired from an ANI Arrangement, such as the telephone number or information derived from analysis of the characteristics of calls received through the ANI Arrangement, to offer a product or service that is directly related to the products or services previously purchased by a customer of the ANI Arrangement subscriber.	
The seven (7) digit ANI telephone number is available with Feature Groups B and C. With these Feature Groups, technical limitations may exist in Telephone Company switching facilities which require ANI to be provided only on a directly trunked basis. ANI will be transmitted on all calls except those originating from multiparty lines, coin stations and coinless pay telephones using Feature Group B, or when an ANI failure has occurred.	
The ten (10) digit ANI telephone number is only available with Feature Group D, and where the technical capability exists, Feature Group B. The ten (10) digit ANI telephone number consists of the Numbering Plan Area (NPA) plus the seven (7) digit ANI telephone number. The ten (10) digit ANI telephone number will be transmitted on all calls except those identified as multiparty line or ANI failure, in which case only the NPA will be transmitted (in addition to the information digit described below).	
For FGD where technical capabilities exist, ANI may be ordered on a class of service (type of call) basis, rather than the trunk group on which the call is routed. Class of service as defined here means: A) Service type; B) Line Class of Service (e.g., Hotel/Motel, Coin); C) Service Access Code (SAC) e.g., 500, Toll Free or 900); D) Prefix dialed (0+, 0-, 00-, 01+, 011+); or any combination of A through D.	
With Feature Group C, ANI is provided from end offices at which Telephone Company recording for end user billing is not provided, or where it is not required, as with 500, Toll Free or 900 Access Service. It is not provided from end offices for which the Telephone Company needs to forward ANI to its recording equipment.	
Where ANI cannot be provided, e.g., on calls from 4- and 8-party services, information digits will be provided to the customer.	

VII. SWITCHED ACCESS SERVICE (Continued)

<p>The information digits identify: a.) telephone number is the station billing number - no special treatment required, b.) multiparty line - telephone number is a 4- or 8-party line and cannot be identified - number must be obtained via an operator or in some other manner, c.) ANI failure has occurred in the end office switch which prevents identification of calling telephone number - must be obtained by operator or in some other manner, d.) hotel/motel originated call which requires room number identification, e.) coinless station, hospital, inmate, etc. call which requires special screening or handling by the customer, and f.) call is an Automatic Identified Outward Dialed (AIOD) call from customer premises equipment. The ANI telephone number is the listed telephone number of the customer and is not the telephone number of the calling party.</p>	
<p>These ANI information digits are available with Feature Groups B, C, and D.</p>	
<p>Additional ANI information digits are available with Feature Group D only. They include:</p> <p>(1) InterLATA restricted – telephone number is identified line</p>	
<p>(2) InterLATA restricted – hotel/motel line</p>	
<p>(3) InterLATA restricted – coinless, hospital, inmate, etc., line</p>	
<p>These information digits will be transmitted as agreed to by the customer and the Telephone Company.</p>	
<p>The ANI Arrangement is available with BSA-B, BSA-C and BSA-D as a chargeable BSE as specified in <i>VII.B.14.</i> and <i>VII.E.15.</i></p>	
<p>g. Up to 7 Digit Outpulsing of Access Digits to Customer</p> <p>This option provides for the end office capability of providing up to seven (7) digits of the uniform access code (950-XXXX) to the customer's premises. The customer can request that only some of the digits in the access code be forwarded. The access code digits would be provided to the customer's premises using multifrequency signaling, and transmission of the digits would precede the forwarding of ANI if that feature were provided. It is available with Feature Group B and BSA-B.</p>	
<p>h. Revertive Pulse Address Signaling</p> <p>This option provides for a dc pulsing arrangement that transmits intelligence in the following manner:</p> <p>(1) The equipment at the originating location presents itself to represent the number of pulses required and to count the pulses received from the terminating location.</p>	
<p>(2) The equipment at the terminating location transmits a series of pulses by the momentary grounding of its battery supply until the originating location breaks the dc path to indicate that the required number of pulses has been counted.</p>	
<p>This option is available with FGC, BSA-C, Toll Free Access Service, and 900 Access Service.</p>	

VII. SWITCHED ACCESS SERVICE (Continued)

i. Delay Dial Start-Pulsing Signaling	
This option provides a method of indicating to the near end trunk circuit readiness to accept address signaling information by the far end trunk circuit. Delay dial is often referred to as an off-hook interval and the start-pulsing signal is the on-hook interval. With integrity check, the calling office will not outpulse until a delay dial (off-hook) signal followed by a start-pulsing (on-hook) signal has been identified at the calling office. This option is available with FGC, BSA-C, Toll Free Access Service, and 900 Access Service.	
j. Immediate Dial Pulse Address Signaling	
This option provides for the forwarding of dial pulses from the Telephone Company end office to the customer without the need of a start-pulsing signal from the customer. It is available with Feature Group C, BSA-C, Toll Free Access Service, and 900 Access Service.	
k. Dial Pulse Address Signaling	
This trunk side option provides for the transmission of number information, e.g., called number, between the end office switching system and the customer's premises (in either direction) by means of direct current pulses. It is available with FGC, BSA-C, Toll Free Access Service, and 900 Access Service.	
l. Panel Call Indicator Address Signaling	
This option provides a dc pulsing arrangement in which each digit is transmitted as a series for four (4) marginal and polarized impulses. It is available with FGC, BSA-C, Toll Free Access Service, and 900 Access Service.	
m. Service Class Routing	
This option provides the capability of directing originating traffic from an end office to a trunk group to a customer designated premises, based on the line class of service (e.g., coin, multiparty or hotel/motel), service prefix indicator (e.g., 0-, 0+, 01+ or 011+) or service access code (e.g., 800, 877, 888 or 900). When a customer orders service class routing, it must report the appropriate codes to be instituted in each end office or Telephone Company access tandem switch. Originating Toll Free-NXX-XXXX calls are routed in accordance with the Toll Free customer identification function described in <i>VII.B.5.a.(1)</i> . It is provided in suitably equipped end office or Telephone Company access tandem switches and is available with FGC, FGD, BSA-C and BSA-D.	

VII. SWITCHED ACCESS SERVICE (Continued)

<p>n. Alternate Traffic Routing</p> <p>This option provides the capability of directing originating traffic from an end office (or appropriately equipped Telephone Company access tandem) to a trunk group (the "high usage" group) to a customer designated premises until that group is fully loaded, and then delivering additional originating traffic (the "overflowing" traffic) from the same end office or Telephone Company access tandem to a different trunk group (the "final" group) to a second customer designated premises. The customer shall specify the last trunk CCS desired for the high usage group. It is provided in suitably equipped end offices or Telephone Company access tandems and is available with Feature Groups C, D, Toll Free Access Service, and 900 Access Service.</p>	
<p>This option is available with BSA-B, BSA-C and BSA-D as specified in <i>VII.B.14.</i> and <i>VII.E.15.</i></p>	
<p>o. Trunk Access Limitation</p> <p>This option provides for the routing of originating 900 service calls to a specified number of transmission paths in a trunk group, in order to limit (choke) the completion of such traffic to the customer. Calls to the designated service which could not be completed over the subset of transmission paths in the trunk group, i.e., the choked calls, would be routed to reorder tone. It is provided in all Telephone Company electronic end offices and where available in electromechanical end offices. The customer must specify the number of trunks to be instituted in each end office or Telephone Company access tandem switch for each arrangement ordered. It is available with FGC, FGD, BSA-C, BSA-D and 900 Access Service.</p>	
<p>p. Call Gapping Arrangement</p> <p>This option, provided in suitably equipped end office switches, provides for the routing of originating calls to 900 service to be switched in the end office to all transmission paths in a trunk group at a prescribed rate of flow, e.g., one call every five (5) seconds, in order to limit (choke) the completion of such traffic to the customer. Calls to the designated service which are denied access by this feature, i.e., the choked calls, would be routed to a no-circuit announcement. The customer must specify the trunk groups affected and prescribed rate of flow in each end office or Telephone Company access tandem switch for each arrangement ordered. It is provided in selected FGD and BSA-D equipped end offices and is available only with FGD, BSA-D and 900 Access Service.</p>	
<p>q. International Carrier Option</p> <p>This option allows for FGD and BSA-D end office(s) or Telephone Company access tandem(s) equipped for International Direct Distance Dialing to be arranged to forward the international calls of one (1) or more international carriers to the customer (i.e., the Telephone Company is able to route originating international calls to a customer other than one designated by the end user either through presubscription or 101XXXX dialing). This arrangement requires provision of written verification to the Telephone Company that the customer is authorized to forward such calls.</p>	
<p>The written verification must be in the form of a letter of agency authorizing the customer to order the option on behalf of the international carrier. This option is only provided at Telephone Company end offices or Telephone Company access tandems equipped for International Direct Distance Dialing. It is available with FGD and BSA-D.</p>	

VII. SWITCHED ACCESS SERVICE (Continued)

<p>r. Non-Overlap Outpulsing</p> <p>This option allows the customer to specify that all dialed digits must be received by the Telephone Company end office before any outpulsing takes place. After all dialed digits are received, the Telephone Company seizes a trunk toward the customer. This option is available with Feature Group D and BSA-D where technically feasible.</p>	
<p>s. Cut-Through</p> <p>This option allows end users to reach the customer's premises by dialing 101XXXX + #. This option provides for connection of the call to the premises of the customer indicated by the 101XXXX code upon receipt of the end of dialing the # digit. The Telephone Company will not record any other dialed digits for these calls. This option is available with FGD and BSA-D where technically feasible.</p>	
<p>t. Switched Access Interface</p> <p>This arrangement provides the line switching and supervisory functions necessary to interface Voice Grade Special Access and Switched Access Services together for the provision of customer WATS and WATS-Type service. This service provides a transmission path capable of originating and/or terminating the customer's interstate and combined interstate/intrastate traffic. Combining of intrastate traffic will be provided in accordance with any individual state regulations as outlined in <i>VII.C.2.t.(5)</i>.</p>	
<p>This arrangement is only available from Telephone Company designated end offices which are identified as WATS Serving Offices (WSO) in NECA Tariff FCC No. 4. Technical limitations resident in certain end office switches may preclude the availability of certain Switched Access Interface features. Depending on the configuration selected below, the Telephone Company will provide such services from the closest WSO that is technically equipped to provide such services. Special Access Transport charges as described in <i>VIII.B.1.b.</i> will be applicable to the WATS Serving Office appropriately equipped for the service feature requested.</p>	
<p>The Switched Access portion of this arrangement is available from Section VII. of this tariff, except as set forth in (5) following, and provides connectivity from the Telephone Company's WATS Serving Office to the customer's premises. The Special Access portion of this feature is available from Section VIII. of this tariff and provides connectivity from the Telephone Company's WATS Serving Office to the customer's end user.</p>	
<p>Switched Access Interface Arrangements are provided with rotary dial or dual tone multifrequency address signaling and either loop start or ground start supervisory signaling. The choice of signaling is at the option of the customer. Switched Access Interface Arrangements are also available with extensions, i.e., terminations of the service at different buildings within the same or different LATA. All applicable Special Access rates, as set forth in <i>VIII.</i> following, apply to such extensions.</p>	

VII. SWITCHED ACCESS SERVICE (Continued)

Switched Access Interface Service is available in the following configurations/features:	
(1) Originating Only Feature	
The Originating Only feature is available from appropriately equipped WATS Serving Offices on a per line basis and provides for the transporting of interstate calls from a special access line to the customer via either FGA, FGB, FGC, FGD, BSA-A, BSA-B, BSA-C or BSA-D Switched Access. It is provided in the following two (2) arrangements:	
(a) Restricted Geographic Screening Arrangement – Originating Only	
This arrangement provides the ability to screen a dialed number by NPA and/or NXX on the basis of a geographical band which is in accordance with an end user's service agreement with the customer. The geographical bands available are those in effect as of the effective date of this tariff provision. The customer must provide the Telephone Company with the band information required for each Special Access line subscribed to this service.	
This arrangement is provided when used exclusively for interstate traffic (excluding international). This arrangement is not available for multi-jurisdictional traffic (combined interstate and intrastate) as set forth in <i>VII.C.2.t.(1)(b)</i> .	
This arrangement is available from appropriately equipped WATS Serving Offices in conjunction with FGC, FGD, BSA-C and BSA-D and provides for:	
- the transporting of all interstate 1+NPA/NXX-XXXX and 1+FNPA-555-1212 calls to Directory Numbers that are associated with a customer selected geographic band to the customer;	
- the blocking of all 1+NPA-NXX-XXXX and 1+FNPA-NXX-XXXX calls directed to Directory Numbers that do not lie within the geographic band selected by the customer;	
- the blocking of all 1+500-NXX-XXXX, 0+500-NXX-XXXX, 1+700-NXX-XXXX, 1+Toll Free-NXX-XXXX, and 1+900-NXX-XXXX calls;	
- the blocking of all 0+NPA-NXX-XXXX calls;	
- the transporting of all calls originated by dialing zero (0) to the Telephone Company operator;	
- the transporting of all calls originated by dialing zero, zero (00) to the IC customer (available only with FGD and BSA-D);	
- the blocking of all international calls preceded by the access codes 01 and 011; and	
- the blocking of all calls preceded by the access code 101XXXX.	

VII. SWITCHED ACCESS SERVICE (Continued)

<p>(b) Unrestricted Arrangement – Originating Only</p> <p>This arrangement is a multi-jurisdictional offering provided from a Telephone Company appropriately equipped WATS Serving Office and provides for the transporting of interstate and intrastate calls from a Special Access Line to the customer via FGA, FGB, FGC, FGD, BSA-A, BSA-B, BSA-C and/or BSA-D Switched Access. FGA or BSA-A access is obtained from a WATS Serving Office by dialing a standard seven (7) digit number. FGB or BSA-B access is obtained from a WATS Serving Office by dialing 950-XXXX or 1+950-XXXX. The combining of interstate and intrastate traffic will be in accordance with <i>VII.C.2.t.(5)</i>. This arrangement provides for transporting the following types of calls:</p> <ul style="list-style-type: none"> - 1+NPA-NXX-XXXX, 1+700-NXX-XXXX, and 1+FNPA-555-1212 calls to the IC customer or via facilities of the Telephone Company where state restrictions exist as detailed in <i>VII.C.2.t.(5)</i>. 	
<ul style="list-style-type: none"> - 1+Toll Free-NXX-XXXX calls to the carrier in accordance with the Toll Free customer identification function described in <i>VII.B.5.a.(1)</i>; 	
<ul style="list-style-type: none"> - 1+900-NXX-XXXX calls to the carrier in accordance with the 900 customer identification function described in <i>VII.B.5.a.(1)</i>; 	
<ul style="list-style-type: none"> - 1+500-NXX-XXXX, 0+500-NXX-XXXX calls to the carrier in accordance with the 500 customer identification function described in <i>VII.B.8.a.(1)</i>; 	
<ul style="list-style-type: none"> - 0+NPA-NXX-XXXX calls to the IC customer or via facilities of the Telephone Company where state restrictions exist as detailed in <i>VII.C.2.t.(5)</i> following; 	
<ul style="list-style-type: none"> - calls originated by dialing zero (0) to the Telephone Company operator; 	
<ul style="list-style-type: none"> - calls originated by dialing zero, zero (00) to the IC customer (available only with FGD and BSA-D); 	
<ul style="list-style-type: none"> - calls originated by dialing 01 or 011 to the IC customer; and 	
<ul style="list-style-type: none"> - 1+ or 0(zero)+ NPA-NXX-XXXX calls preceded by the access code 101XXXX to the carrier designated by the dialed digits (available only with FGD and BSA-D). 	
<p>Optional Access Code Arrangements:</p> <p>Subject to technical availability, on an individual line basis, calls preceded by the access code 101XXXX will be blocked.</p>	

VII. SWITCHED ACCESS SERVICE (Continued)

<p>(2) Toll Free Type Terminating Only Feature</p> <p>The Toll Free Type Terminating Only feature is available on a per-line basis from appropriately equipped WATS Serving Offices and provides for the termination of all calls from the subscribing carrier (originated on a 1+Toll Free basis) directed to the Special Access via FGA, FGB, FGC, FGD, BSA-A, BSA-B, BSA-C and BSA-D Switched Access. This optional feature is not available with Tandem Switch Signaling.</p>	
<p>(3) Combined Originating Toll Free Type Terminating Calling Feature</p> <p>The Combined Originating/Terminating Calling feature is available on a per-line basis from appropriately equipped WATS Serving Offices and provides the functionalities of both the Originating Only and the Toll Free Type Terminating Only features. This optional feature is not available with Tandem Switch Signaling.</p>	

VII. SWITCHED ACCESS SERVICE (Continued)

(4) The following matrix details the direction, call type, service prefix and traffic types provided on each Switched Access Interface Arrangement.

	<u>Switched Access Interface Arrangements</u>			
	<u>Restricted Geographic Screening Arrangement</u> <i>t.(1)(a)</i>	<u>Unrestricted</u> <i>t.(1)(b)</i>	<u>Toll Free Type Terminating Only</u> <i>t.(2)</i>	<u>Combined Originating/Toll Free Type Terminating</u> <i>t.(3)</i>
<u>Section Ref.</u>				
<u>Directionality</u>				
Originating Only	X	X		
Terminating Only			X	
Two-Way				X
<u>Call type (1+)</u>				
Local	B	B	B	B
IntraLATA/Intrast.	B	R/D ¹⁰	C	R/D/C ¹⁰
IntraLATA/Interst.	D	D	C	D/C
InterLATA/Intrast.	B	D ¹⁰	C	D/C ¹⁰
InterLATA/Interst.	D	D	C	D/c
<u>Service Prefix</u>				
0-	R	R		R
00-	D	D		D
0+	B	D ¹⁰		D ¹⁰
IDDD	B	D		D
101XXXX	B	D/B ¹⁰		D/B ¹⁰
<u>Traffic Type</u>				
411	B	B		B
911	R	R		R
976	R	R		R
700	B	D		D
500/Toll Free/900	B	D		D

D = Telephone Company DELIVERS traffic to the customer.
R = Telephone Company RETAINS and completes traffic.
C = Telephone Company COMPLETES traffic to the end user's premises.
B = Telephone Company BLOCKS traffic to an announcement.

¹⁰ Intrastate traffic will be delivered to the customer except where a state restriction on the passage of intraLATA and/or interLATA traffic exists. These restrictions are detailed in VII.C.2.t.(5).

VII. SWITCHED ACCESS SERVICE (Continued)

<p>(5) Intrastate Traffic Restriction</p> <p>An interstate Switched Access Interface and an intrastate Switched Access Interface must be ordered for the provisioning of multi-jurisdictional access.</p>	
<p>Unless the customer subscribes to the 101XXXX blocking option offered in Section <i>VII.C.2.t.(1)(b)(i)</i> preceding, all calls carried over a Special Access Line used in conjunction with a Switched Access Interface for multi-jurisdictional access will be passed to the customer for completion except where a state restriction exists as follows.</p>	
<p>State restrictions on the passage of intraLATA intrastate traffic exist in the following states:</p>	
<p>The state restrictions are described as follows:</p>	
<p>The terms, conditions, and rates for the interstate Switched Access and Special Access associated with this feature are as set forth in Sections <i>VII.</i> and <i>VIII.</i> of this tariff. The terms, conditions, and rates for the intrastate access services are as set forth in the Telephone Company Intrastate Access tariffs.</p>	
<p>When the customer orders Special Access from Section <i>VIII.</i> of this tariff for the facilities between the end user's premises and the WATS Serving Office for use with Multi-jurisdictional Access as set forth above, and if the Telephone Company intrastate tariff also provides for customer billing for these facilities, the customer will be exempted from the intrastate charge.</p>	
<p>u. Switched Data Service</p> <p>(1) Switched 56</p> <p>Switched Data service provides for a connection capable of up to 56 Kbps digital transmission between a customer's premises and a suitably equipped end office. Switched Data service lines connected at those suitably equipped end offices may be accessed on a switched basis for digital transmission up to 56 Kbps. These locations are identified in the National Exchange Carrier Association, Inc., Tariff F.C.C. No. 4 Wire Center and Interconnection Information. Access is made via the standard FGD or BSA-D dialing pattern as described in Section <i>VII.B.4.a.(6)</i>.</p>	
<p>This option is available only with FGD and BSA-D. A separate FGD or BSA-D trunk must be established for the provision of Switched Data service. This trunk group requires the use of a DS1 digital interface (Interface Group 6) as described in Section <i>X.A.6.</i>. Switched Data and Non-switched Data traffic may not be combined on the same trunk group.</p>	
<p>(2) Switched 64</p> <p>This option provides for a connection capable of up to 64 Kbps digital transmission with clear channel capability between the customer's CDL and a suitably equipped end office. Clear channel capability allows for full bandwidth availability to the customer with no part of the channel used for control, framing or signaling.</p>	

VII. SWITCHED ACCESS SERVICE (Continued)

Switched 64 requires all digital facilities including the use of a DS1 digital interface as described in Section X.A.6. and is available only with FGD and BSA-D from end offices capable of providing SS7 signaling, Bipolar with Eight Zero Substitution (B8ZS) line code format and Integrated Services Digital Network (ISDN) or other Switched Data based services. These locations are identified in the National Exchange Carrier Association, Inc., Tariff F.C.C. No. 4 Wire Center and Interconnection Information.	
Access is made via the standard dialing pattern as set forth in Section VII.B.4.a.(7).	
A separate FGD or BSA-D trunk group must be established for the provision of Switched 64 service.	
Switched data and non-switched data traffic may not be combined on the same trunk group.	
<p>v. Band Advance Arrangement</p> <p>This option which is provided in association with two (2) or more Switched Access Interface groups, provides for the automatic overflow of terminating calls to a Switched Access Interface group, when that group has exceeded its call capacity, to another Switched Access Interface group with a band designation equal to or greater than that of the overflowing Switched Access Interface group. This arrangement does not provide for call overflow from a group with a higher band designation to one with a lower one.</p>	
<p>w. Signaling System 7 (SS7) Out of Band Signaling</p> <p>This option is provided in conjunction with Common Channel Signaling System 7 (CCS7) Access Service described in Section VII.B.7. and is only available with FGD, BSA-D, 500, Toll Free or 900 Access service. SS7 Out of Band Signaling provides common channel out of band transmission of address and supervisory SS7 protocol signaling information between the end office or Telephone Company access tandem switching systems and the customer's premises. FGD and BSA-D Switched Access, 500 Toll Free and 900 Access service equipped with SS7 Out of Band Signaling (Tandem Switch Signaling is only available with FGD, BSA-D, 500 and 900 Services) are available with Interface Groups 6 (DS1), 7 (DS1C), and 9 (DS3). SS7 Out of Band Signaling is provided at suitably equipped Telephone Company end office or Telephone Company access tandem. The technical specifications for SS7 Out of Band Signaling are described in Technical Reference GR- 905-CORE, Issue 11.</p>	
<p>x. Calling Party Number (CPN) Parameter</p> <p>The CPN parameter, available as a nonchargeable option for originating FGD or BSA-D with SS7 Out of Band Signaling, provides for the automatic transmission of the ten (10) digit directory number, associated with a calling station, to the customer's premises for originating calls. The ten (10) digit number consists of the NPA plus the seven (7) digit telephone number which may or may not be the same number as the calling station's charge number. The CPN parameter also includes a "privacy indicator" which allows the ten (10) digit telephone number to be coded as presented or restricted for delivery to the called end user. The technical specifications for CPN are described in Technical Reference GR-905-CORE, Issue 11.</p>	

VII. SWITCHED ACCESS SERVICE (Continued)

<p>y. Carrier Selection Parameter (CSP)</p> <p>The CSP parameter, available as a nonchargeable option for originating FGD or BSA-D with SS7 Out of Band Signaling, provides for the automatic transmission of a signaling indicator which signifies to the customer whether or not a given call originated from a presubscribed line. If the line was presubscribed, the indicator will signify if the end user did or did not dial 101XXXX. The technical specifications for CSP are described in Technical Reference GR- 905-CORE, Issue 11.</p>	
<p>z. Charge Number (CN) Parameter</p> <p>The CN parameter, available as a nonchargeable option for originating FGD with SS7 Out of Band Signaling, is equivalent to the existing ten (10) digit Automatic Number Identification (ANI) available with FGD with MF signaling. When BSA-D with SS7 Out of Band Signaling is specified, the customer may order the CN parameter at the rates for ANI-BSE as shown in <i>VII.F.</i>. The CN parameter provides for the automatic transmission of the ten (10) digit billing number of the calling station and the originating line information. The technical specifications for CN are described in Technical Reference GR-905-CORE, Issue 11.</p>	
<p>These information digits shall only be used for billing and collection, routing, screening, and completion of the originating subscriber's call or transaction or for service directly related to the originating subscriber's call or transaction.</p>	
<p>The information provided shall not be reused or resold without first notifying the originating telephone subscriber and obtaining affirmative consent of the subscriber for reuse or resale.</p>	
<p>Unless the originating subscriber has given consent for the reuse or resale, any information provided shall not be used for any purpose other than:</p> <ul style="list-style-type: none"> - performing the services or transactions that are subject of the originating subscriber's call; 	
<ul style="list-style-type: none"> - ensuring network performance security, and the effectiveness of call delivery; 	
<ul style="list-style-type: none"> - compiling, using and disclosing aggregate information, and, 	
<ul style="list-style-type: none"> - complying with applicable laws. 	
<p>The above restrictions shall not prevent the subscriber to the CN Parameter from using information acquired from a CN Parameter, such as the telephone number or information derived from analysis of the characteristics of calls received through the CN Parameter, to offer a product or service that is directly related to the products or services previously purchased by a customer of the CN Parameter subscriber.</p>	

VII. SWITCHED ACCESS SERVICE (Continued)

<p>aa. Tandem Switch Signaling</p> <p>This option allows for the passing of the Carrier Identification Code (CIC) and the OZZ code or circuit code information needed to perform tandem switching functions. The CIC identifies the uniform access code associated with the Switched Access usage for a specific interexchange carrier. The OZZ code identifies the service class routing code of a multifrequency call that indicates the interexchange carrier's trunk group to which the traffic will be routed. The circuit code identifies the service class routing of a SS7 call that indicates the interexchange carrier's trunk group to which the traffic will be routed (e.g., 0+, 0-, 500, 900, etc). This option is only available with FGD and BSA-D Switched Access, 500 SAC Access Service and 900 SAC Access service and can only be provided from equal access end offices. This option is not available from end offices that use alternate technologies to provide equal access capabilities, or from Telephone Company access tandems.</p>	
<p>bb. FGD and BSA-D Switched with 950-XXXX Access</p> <p>FGD and BSA-D Switched Access with 950-XXXX Access is a optional arrangement that provides for the routing of originating calls using a customer's 950-XXXX access code to the customer over the customer's FGD or BSA-D trunks. All such calls will be rated as FGD or BSA-D switched access calls.</p>	
<p>This optional arrangement, available where technically feasible in equal access end offices, uses FGD or BSA-D signaling protocols and technical specifications. The 950-XXXX traffic can be routed over FGD or BSA-D trunks combined with the customer's standard FGD or BSA-D traffic directly to the CDL or through a Telephone Company access tandem to the CDL. The customer must be able to differentiate standard FGD or BSA-D calls from 950-XXXX calls delivered over the same FGD or BSA-D trunks. FGD or BSA-D Switched Access with 950-XXXX Access is not available with certain Telephone Company Access tandem switches when the signaling from an end office to the Telephone Company Access tandem is multifrequency address signaling and the signaling from the Telephone Company Access tandem to the CDL is SS7 Out of Band signaling. The customer may not have originating FGD or BSA-D switched access with 950-XXXX access and originating FGB or BSA-B switched access in the same end office utilizing the same 950-XXXX Customer Identification Code.</p>	
<p>cc. Carrier Identification Parameter (CIP)</p> <p>Carrier Identification Parameter is available as an optional feature provided in conjunction with originating FGD with SS7 Out of Band Signaling. CIP provides for the transmission of the Carrier Identification Code (CIC) or the access code 101XXXX to the customer with the Initial Address Message (IAM). CIP is available with originating FGD in suitably equipped end offices and access tandems. CIP will be populated by a four (4) digit CIC at the rates shown in <i>VII.F.15.</i>. Application of charges is shown in <i>VII.E.16.</i>.</p>	

VII. SWITCHED ACCESS SERVICE (Continued)

<p>The Telephone Company will make every effort to maintain CIP information, equipment and facilities in a format which facilitates the customer's use of the CIP offering. Changes (i.e., technology, customer account makeup, etc.) can occur affecting such information, however, and the Telephone Company cannot guarantee that the CIP equipment and facilities will be completely capable of processing CIP data at all times. Accordingly, the Telephone Company shall not be liable for any incidental, indirect, special or consequential damages (including lost revenue or profits) of any kind, resulting from inaccuracy of CIP data and/or the inability of its equipment and facilities to process CIP data.</p>	
<p>dd. Flexible Automatic Number Identification (FLEX ANI)</p> <p>FLEX ANI, available as a nonchargeable option, when ordered in conjunction with the ANI optional feature or the ANI BSE, provides additional values for the ANI Information Indicator (II) digits to identify calls originating from public telephone access service lines for per call compensation. The FLEX ANI option is provided per end office on a Carrier Identification Code (CIC) basis and is available with FGD service or BSA D service at suitably equipped end offices.</p>	
<p>3. Transport Termination Optional Features</p> <p>a. Rotary Dial Station Signaling</p> <p>This option provides for the transmission of called party address signaling from rotary dial stations to the customer's premises for originating calls. This option is provided in the form of a specific type of Transport Termination. It is available with FGB and BSA-B only on a directly trunked basis.</p>	
<p>b. Operator Trunk – Coin, Non-Coin, or Combined Coin and Non-Coin</p> <p>This option may be ordered to provide coin, non-coin, or combined coin and non-coin operation. It is available, only with Feature Group C and BSA-C and is provided in electronic end offices and other Telephone Company end offices where equipment is available. It is provided as a trunk type of Transport Termination.</p>	
<p>Coin:</p> <p>This arrangement provides for initial coin return control and routing of 0+, 0-, 1+, 01+ or 011+ prefixed originating coin calls requiring operator assistance to the customer's premises. Because operator assisted coin calling traffic is routed over a trunk group dedicated to operator assisted calls, this arrangement is only provided in association with the Service Class Routing option.</p>	
<p>The operator assistance coin calling arrangement is also normally ordered by the customer in conjunction with the ANI optional feature, since the preponderance of trunk groups equipped with this arrangement will be terminated in the customer's TSPS or TSPS-like systems, rather than in the customer's manual cord boards.</p>	

VII. SWITCHED ACCESS SERVICE (Continued)

<p>Non-Coin:</p> <p>This arrangement provides for the routing of 0+, 0-, 1+, 01+ or 011+ prefixed originating non-coin calls requiring operator assistance to the customer's premises. Because operator assisted non-coin calling traffic is routed over a trunk group dedicated to operator assisted calls, this arrangement is only provided in association with the Service Class Routing option.</p>	
<p>The operator assistance non-coin calling arrangement is also normally ordered by the customer in conjunction with the ANI optional feature, since the preponderance of trunk groups equipped with this arrangement will be terminated in the customer's TSPS systems, rather than in the customer's manual cord boards. When so equipped, the ANI feature provides for the forwarding of information digits which identify that the call has originated from a hotel or motel, and whether room number identification is required, or that special screening is required, e.g., for coinless public stations, dormitory or inmate stations, or other screening arrangements agreed to between the customer and the Telephone Company.</p>	
<p>Combined Coin and Non-Coin:</p> <p>This arrangement provides for initial coin return control and routing of 0+, 0-, 1+ or 011+ prefixed originating operator assisted coin and non-coin calls requiring operator assistance to the customer's premises. Because operator assisted coin and non-coin calling traffic is routed over a trunk group dedicated to operator assisted calls, this arrangement is only provided in association with the Service Class Routing option.</p>	
<p>This arrangement is normally ordered by the customer in conjunction with the ANI optional feature, since the preponderance of trunk groups equipped with this arrangement will be terminated in the customer's operator services systems rather than in the customer's manual cord boards. When so equipped, the ANI optional feature provides for the forwarding of information digits which identify that the call has originated from a hotel or motel, and whether room number identification is required, or that special screening is required, e.g., for coinless public stations, dormitory or inmate stations, or other screening arrangements agreed to between the customer and the Telephone Company.</p>	
<p>c. Operator Trunk – Full Feature</p> <p>This option provides the initial coin return control function to the customer's operator. It is available with FGD and BSA-D and is provided as a trunk type for Transport Termination. This option is not available in conjunction with SS7 Out of Band Signaling.</p>	

VII. SWITCHED ACCESS SERVICE (Continued)

<p>D. <u>Provision of Switched Access Service</u></p> <p>In addition to the obligations of the Telephone Company set forth in <i>III.</i> preceding, the Telephone Company has certain other obligations pertaining only to the provision of Switched Access Service. These obligations are as follows:</p> <p>1. <i>Network Management</i></p> <p>The Telephone Company will administer its network to insure the provision of acceptable service levels to all telecommunications users of the Telephone Company's network services. Generally, service levels are considered acceptable only when both end users and customers are able to establish connection with little or no delay encountered within the Telephone Company network.</p>	
<p>The Telephone Company maintains the right to apply protective controls, (i.e., those actions which selectively cancel the completion of traffic) over any traffic carrier over its network, including that associated with a customer's Switched Access Service. Generally, such protective measures would only be taken as a result of occurrences such as failure or overload of Telephone Company or customer facilities, natural disasters, mass calling or national security demands. In the event that the protective controls applied by the Telephone Company result in the complete loss of service by the customer, the customer will be granted a Credit Allowance for Service Interruption as set forth in <i>III.G.1.a.</i> preceding.</p>	
<p>2. <i>Design and Traffic Routing of Switched Access Service</i></p> <p>The Telephone Company shall work cooperatively with the customer to design and determine the routing and directionality of Switched Access including the selection of facilities from the first point of switching to the customer's premises. Selection of facilities, equipment and routing of the Switched Access is based on standard engineering methods, facilities and equipment available, Telephone Company traffic routing plans, and the customer's order for service.</p>	
<p>The Telephone Company will select the First Point(s) of Switching and routing to be used where traffic is aggregated at a central location. Those Telephone Companies providing equal access in a centralized Telephone Company equal access tandem arrangement are listed in <i>XVI.B.</i>. Direct-Trunked Transport is not provided to centralized equal access end offices and is not provided to those Telephone Company end offices that are not capable of measuring Switched Access Minutes of Use.</p>	
<p>Any customer may request that the facilities used to provide Switched Access Service be specially routed. The regulations, rates and charges for Special Facilities Routing (i.e., Avoidance, Diversity, and Cable-Only) are set forth in <i>XII.</i>.</p>	

VII. SWITCHED ACCESS SERVICE (Continued)

<p>3. Access Tandem Arrangements</p> <p>Trunk side switched access services may be provided via a Telephone Company access tandem to specific end offices subtending that Telephone Company access tandem. Each subtending end office will be located within the Telephone Company Access Tandem Network as defined by the Telephone Company. Telephone Company access tandem offices are identified in the National Exchange Carrier Association Tariff FCC No. 4. The Telephone Company will provide the description of a Telephone Company Access Tandem Network to a customer upon request. When trunk side access is ordered to a specific Telephone Company access tandem, access will be provided to all the NXXs included in that Telephone Company Access Tandem Network.</p>	
<p>4. Determination of Number of Transmission Paths and Terminations</p> <p>For Switched Access Service arrangements the customer must specify the number and type of Entrance Facilities between the customer designated premises and the serving wire center in the order for service.</p>	
<p>The Telephone Company will determine the number of Switched Access Service transmission paths to be provided for Tandem-Switched Transport Services, when ordered in busy hour minutes of capacity. A transmission path is a communication path within the frequency bandwidth of approximately 300 to 3000 Hz or a derived communication path of frequency bandwidth of approximately 300 Hz to 3000 Hz provided over a high frequency analog facility or a high speed digital facility between a customer's premises and a Telephone Company location.</p>	
<p>The number of transmission paths will be developed using the total busy hour minutes of capacity by type [as described in VI.A.2.a.(2) for the end offices for each Switched Access Arrangement ordered from a customer's premises. The total busy hour minutes of capacity by type for the end office will be converted to transmission paths using standard Telephone Company traffic engineering methods. The number of transmission paths provided shall be the number required based on 1.) the use of Telephone Company access tandems and end offices 2.) the use of end offices only, or 3.) the use of Telephone Company access tandems only.</p>	
<p>For analog entry switches, a termination will be provided for each transmission path provided. For digital entry switches, an equivalent termination will be provided for each transmission path provided.</p>	
<p>5. Transmission Specifications</p> <p>Each Switched Access Service transmission path is provided with standard transmission specifications. There are three (3) different standard specifications (Types A, B and C). The standard for a particular transmission path is dependent on the Switched Access Service, the Interface Group and whether the service is directly routed or via a Telephone Company access tandem.</p>	

VII. SWITCHED ACCESS SERVICE (Continued)

<p>The available transmission specifications are set forth in X. following. Data Transmission Parameters are also provided with each Switched Access Service transmission path. The Telephone Company will, upon notification by the customer that the data parameters are not being met, conduct test independently or in cooperation with the customer, and take any necessary action to insure that the data parameters are met. The transmission performance parameters relate only to the Telephone Company provided portion of the service.</p>	
<p>The transmission specifications and diversity requirements for CCS7 Access Service are as described in Technical Reference GR-905-CORE, Issue 11.</p>	
<p>6. Design Layout Report</p> <p>At the request of the customer, the Telephone Company will provide to the customer the makeup of the facilities and services provided from the customer's premises to the first point of switching. This information will be provided in the form of a Design Layout Report. The Design Layout Reports will be provided to the customer at no charge, and will be reissued or updated whenever these facilities are materially changed.</p>	
<p>7. Testing</p> <p>a. Acceptance Testing</p> <p>Prior to the customer's acceptance of Switched Access Service, and at the Customer's request, the Telephone Company will cooperatively test the following parameters as set forth in a. and b.. Also, when a customer provides a digital to analog conversion in the provision of a Switched Access Service, the customer has the ability to specify either the digital or analog acceptance tests as described in a. or b. to be performed by the Telephone Company. In addition to the various tests outlined below which will be included with the installation of service, other additional Cooperative Acceptance Testing and Nonscheduled Testing is available for Switched Access Service as detailed in IX..</p> <p>(1) When a customer orders FGB, FGC, FGD, BSA-B, BSA-C, BSA-D, 500 Access Service, 800/877/888 Access Service, or 900 Access Service and the Telephone Company provides a digital transmission facility between the Telephone Company serving wire center and the customers designated premise without a digital to analog conversion; the digital acceptance tests performed by the Telephone Company will consist of the following:</p>	
<ul style="list-style-type: none"> - Bit Error test in each transmission direction 	
<ul style="list-style-type: none"> - 1004 Hz test per trunk group per di-group in each transmission direction 	
<ul style="list-style-type: none"> - C-notched noise test per trunk group per di-group in each transmission direction 	
<ul style="list-style-type: none"> - One operational signaling test per trunk in each transmission direction 	
<ul style="list-style-type: none"> - Bit Error test in each transmission direction 	
<ul style="list-style-type: none"> - 1004 Hz test per trunk group per di-group in each transmission direction 	
<ul style="list-style-type: none"> - C-notched noise test per trunk group per di-group in each transmission direction 	
<ul style="list-style-type: none"> - One operational signaling test per trunk in each transmission direction. 	

VII. SWITCHED ACCESS SERVICE (Continued)

	<p>If a Telephone Company digital facility is provided in conjunction with a High Capacity Special Access Service, the Telephone Company will furnish, upon the customer's request and where the central office is technically equipped, appropriate equipment to allow the customer to conduct tests to verify the integrity of the facility in lieu of cooperative acceptance testing.</p>	
(2) When a		
	<ul style="list-style-type: none"> - Attenuation tests 	
	<ul style="list-style-type: none"> - Balance tests (ERL-SRL) 	
	<ul style="list-style-type: none"> - C-Message noise test 	
	<ul style="list-style-type: none"> - C-notched noise 	
	<ul style="list-style-type: none"> - 3 tone slope 	
	<ul style="list-style-type: none"> - DC continuity 	
	<ul style="list-style-type: none"> - Operational Signalling 	
	<p>(3) When 500, Toll Free, or 900 NXXs are activated (new translations installed) by the Telephone Company, NXX code testing will be performed by the Telephone Company. For each new NXX activated in a Telephone Company switch capable of performing the customer identification function for 500, Toll Free, or 900 Access Service, the Telephone Company shall place one (1) test call to the IC's 500, Toll Free, or 900-NXX-XXXX test number. This number provides an announcement identifying the IC, thereby verifying Telephone Company routing.</p>	
b. In-Service Testing	<p>After a Switched Access Service has been tested and accepted by the customer for service, the Telephone Company may perform various tests to ensure the quality of the Switched Access Service. These tests may be performed on a routine basis at the discretion of the Telephone Company, and are made subject to the availability of qualified personnel and test equipment. No charge will be assessed to the customer for the provision of In-Service tests.</p>	
	<p>The Telephone Company may at its option provide the following types of In-Service Switched Access Service tests:</p>	
	<ul style="list-style-type: none"> - Attenuation and noise tests 	
	<ul style="list-style-type: none"> - Balance tests 	
	<ul style="list-style-type: none"> - Gain – slope tests 	
	<p>When the Telephone Company and the customer agree to test cooperatively, the Telephone Company shall provide the personnel and test equipment necessary to perform such tests at a mutually agreed upon time. The customer may request the Telephone Company to provide a technician at the customer's premises in order to perform these cooperatively scheduled tests. Rates and charges as set forth in <i>IX.D.</i> will apply per technician provided.</p>	

VII. SWITCHED ACCESS SERVICE (Continued)

<p>c. Testing Capabilities</p> <p>FGA, FGB, FGC, FGD, BSA-A, BSA-B, BSA-C and BSA-D are provided, in the terminating direction where equipment is available, with Seven Digit Access to balance (100 type), and milliwatt (102 type) testlines.</p>	
<p>Additionally, FGB, FGC, FGD, BSA-B, BSA-C and BSA-D are provided, in the terminating direction where equipment is available, with seven (7) digit access to the following test lines:</p> <ul style="list-style-type: none"> - Nonsynchronous or synchronous test lines - Automatic transmission measuring (105 type test line) - Data transmission (107 type test line) - Loop around test line - Short circuit and open circuit test line 	
<p>d. SS7 Out of Band Signaling</p> <p>When FGD, BSA-D, 500, Toll Free, or 900 Access Service with SS7 Out of Band Signaling is ordered, network compatibility and other operational tests will be performed cooperatively by the Telephone Company and the customer at locations, dates, and times as specified by the Telephone Company in consultation with the customer. These tests are as specified in Technical Reference GR-905-CORE, Issue 11. Successful completion is necessary to receive the SS7 signaling option. To protect the security of the SS7 network, certain of the information provided, i.e., point codes, by the Telephone Company to the customer will be subject to a nondisclosure agreement.</p>	
<p>8. Trunk Group Measurement Reports</p> <p>Subject to availability, the Telephone Company will make available trunk group data in the form of usage in CCS, peg count and overflow, to the customer based on previously agreed to intervals.</p>	
<p>With the agreement of the customer, trunk group data in the form of usage in CCS, peg count and overflow for its end of all access trunk groups, where technologically feasible, will be made available to the Telephone Company. These data will be used to monitor trunk group utilization and service performance and will be based on previously arranged intervals and format.</p>	
<p>9. Service Performance Data</p> <p>Subject to availability, end-to-end service performance data available to the Telephone Company through its own service evaluation routines, may also be made available to the customer based on previously arranged intervals and format. These data provide information on overall end-to-end call completion and non-completion performance, e.g., customer equipment blockage, failure results and transmission performance. These data do not include service performance data which are provided under other tariff sections; e.g., testing service results. If data are to be provided in other than paper format, the charges for such exchange will be determined on an individual case basis. Performance data related to customer provided facilities will not be provided.</p>	

VII. SWITCHED ACCESS SERVICE (Continued)

<p>10. Equal Access Conversions</p> <p>Rates and charges for Switched Access Service depend generally upon its use by the customer, and whether it is provided in a Telephone Company end office that is equipped to provide equal access capabilities (FGD Access described in <i>VII.B.4.</i> and BSA-D described in <i>VII.B.8.</i>). The Telephone Company will provide written notification to all access customers of record (at the minimum) within a particular LATA that an end office in that LATA is scheduled to be converted to an equal access end office. This notification will be sent, via certified U.S. Mail, to each access customer of record in the LATA where the conversion is scheduled to occur, at least six (6) months in advance of the conversion date.</p>	
<p>ICs must comply with the FGD or BSA-D ordering procedures of the Telephone Company and a firm order for this service must be received no later than one hundred twenty (120) days prior to the end office equal access conversion date in order for the IC to participate in the presubscription process as described in <i>IX.E.</i>.</p>	
<p>Customers may request FGD or BSA-D service to replace their existing Feature Group or Basic Serving Arrangements service(s) subsequent to an office conversion to equal access. Rates and charges for such requests are set forth in <i>VII.E.4.e.</i>.</p>	
<p>11. Design Blocking Probability</p> <p>The Telephone Company will design the facilities used in the provision of Switched Access Service to meet the blocking probability criteria as set forth as follows:</p>	
<p>For FGA, FGB, BSA-A and BSA-B no design blocking criteria apply.</p>	
<p>For FGC and BSA-C, the design blocking objective will be no greater than one percent (1%) between the point of termination at the customer's premises and the first point of switching when traffic is directly routed without an alternate route. Standard traffic engineering methods will be used by the Telephone Company to determine the number of transmission paths required to achieve this level of blocking.</p>	
<p>For FGD and BSA-D, the design blocking objective will be no greater than one percent (1%) between the point of termination at the customer's premises and the end office, whether the traffic is directly routed without an alternate route or routed via a Telephone Company access tandem. Standard traffic engineering methods as set forth in Technical Reference ST-TEC-000053, Issue 1 (Telecommunications Transmission Engineering - Volume 3 - Networks and Services (Chapters 6 and 7)) will be used by the Telephone Company to determine the number of transmission paths required to achieve this level of blocking.</p>	
<p>For Toll Free Access Service provided via 500 Access Service trunk(s), Toll Free Access Service trunk(s), or 900 Access Service provided via 900 Access Service trunk(s) the design blocking objective will be no greater than one percent (1%) between the point of termination at the customer's premises and the first point of switching when traffic is directly routed without an alternate route. Standard traffic engineering methods will be used by the Telephone Company to determine the number of transmission paths required to achieve this level of blocking. During mass calling events, the blocking objective of no greater than one percent (1%) cannot be guaranteed.</p>	

VII. SWITCHED ACCESS SERVICE (Continued)

The Telephone Company will perform routine measurement functions except on FGA, FGB, BSA-A and BSA-B, to assure that an adequate number of transmission paths are in service. The Telephone Company will recommend that additional capacity (i.e., busy hour minutes of capacity or trunks) be ordered by the customer when additional paths are required to reduce the measured blocking to the designed blocking level. For the capacity ordered, the design blocking objective is assumed to have been met if the routine measurements show that the measured blocking does not exceed the threshold listed in the following tables.

- a. For transmission paths carrying only first routed traffic direct between an end office and customer's premises without an alternate route, and for paths carrying only overflow traffic, the measured blocking thresholds are as follows:

	<u>Number of Transmission Paths Per Trunk Group</u>		<u>Measured Blocking Thresholds in the Time Consistent Busy Hour for the Number of Measurements Taken Between 8:00 a.m. and 11:00 p.m. Per Trunk Group</u>	
	<u>15-20 Measurements</u>	<u>11-14 Measurements</u>	<u>7-10 Measurements</u>	<u>3-6 Measurements</u>
2	.070	.080	.090	.140
3	.050	.060	.070	.090
4	.050	.060	.070	.080
5-6	.040	.050	.060	.070
7 or more	.030	.035	.040	.060

VII. SWITCHED ACCESS SERVICE (Continued)

b. For transmission paths carrying first routed traffic between an end office and customer's premises via a Telephone Company access tandem, the measured blocking thresholds are as follows:				
	<u>Number of Transmission Paths Per Trunk Group</u>		<u>Measured Blocking Thresholds in the Time Consistent Busy Hour for the Number of Measurements Taken Between 8:00 a.m. and 11:00 p.m. Per Trunk Group</u>	
	<u>15-20 Measurements</u>	<u>11-14 Measurements</u>	<u>7-10 Measurements</u>	<u>3-6 Measurements</u>
2	.070	.080	.090	.140
3	.050	.060	.070	.090
4	.050	.060	.070	.080
5-6	.040	.050	.060	.070
7 or more	.030	.035	.040	.060

E. Rate Categories, Applications, and Regulations

1. *Rate Categories*

Switched Access Service is composed of four (4) general Rate Categories which are combined to form the foundation for measuring and rating such services. Each Rate Category is composed of certain specific rate elements which may apply to each Switched Access Service. The specific rate elements which comprise each Rate Category are as follows.

Local Transport (Described in *VII.E.2.* following):

- Entrance Facility
- Direct-Trunked Transport
- Tandem-Switched Transport
- Interconnection Rate
- Multiplexing
- Dedicated Trunk Port
- Shared Multiplexing

End Office (Described in *VII.E.3.* following):

- Local Switching
- Information Surcharge
- 800/888 Data Base Query Service
- Shared Trunk Port

VII. SWITCHED ACCESS SERVICE (Continued)

<p>Carrier Common Line (Described in Section IV. preceding):</p> <ul style="list-style-type: none"> - Originating Element - Terminating Element 	
<p>Nonrecurring Charge (Described in VII.E.4. following).</p>	
<p>CCS7 Access Service (Described in VII.E.12. following):</p> <ul style="list-style-type: none"> - Dedicated Switched Access Line - Dedicated Switched Access Transport - STP Port Termination - SS7 Transport 	
<p>Switched Access Cross Connect (Described in VII.E.13. following):</p> <p>Local Transport, End Office and Carrier Common Line Charges are usage based rates applied on a per access minute basis, and are also applied as either premium rates or nonpremium rates as set forth in VII.E.6. following. Access minute charges are accumulated over a monthly period. The determination of access minutes is set forth in VII.E.5. following Toll Free Data Base Query charges are applied on a per query basis either as basic or premium as described in VII.E.3.c..</p>	
<p>2. Local Transport</p> <p>a. Local Transport Description</p> <p>Local Transport provides the transmission of Switched Access communications between the customer's premises and the originating or terminating end office(s) in the Access Area with one exception. Local Transport associated with FGA or BSA-A 1+ terminating traffic provides for the transmission of Switched Access outside the Access Area, however within the LATA. Local Transport is comprised of the following rate elements; an Entrance Facility Rate, a Direct-Trunked Transport Rate, a Tandem-Switched Transport Rate, an Interconnection Rate, a Dedicated Trunk Port Rate, and a Shared Multiplexing Rate. A Dedicated Switched Access Transport Rate is associated with CCS7 Access Service. An EIS Cross Connect rate applies where Switched Access is interconnected with customer transmission facilities in accordance with Section XVIII..</p>	
<p>Where Local Transport rates are applied on a distance sensitive basis, airline mileage is calculated in accordance with the V&H coordinate method as set forth in NECA Tariff FCC No. 4. If the calculated miles result in a fraction, the value is rounded up to the next full mile.</p>	
<p>Local Transport is a two-way voice frequency transmission path composed of facilities and equipment determined by the Telephone Company. This transmission path permits the transport of calls in the originating direction (from the end user end office to the customer's premises) and in the terminating direction (from the customer's premises to the end office), but not simultaneously. This transmission path may be comprised of any form or configuration of plant and equipment capable of and typically used in the telecommunications industry for the transmission of voice and associated telephone signals within the frequency bandwidth of approximately 300 to 3000 Hz.</p>	

VII. SWITCHED ACCESS SERVICE (Continued)

<p>The Telephone Company will work cooperatively with the customer in determining a.) whether the service is to be directly routed to an end office or through a Telephone Company access tandem, and b.) the directionality of the service.</p>	
<p>Where the Telephone Company elects to provide equal access via a centralized Telephone Company equal access tandem arrangement, the Telephone Company will designate the serving wire center. These locations are listed in <i>XVI.B.</i>. Direct-Trunked Transport is not provided to centralized equal access end offices and is not provided to those Telephone Company end offices that are not capable of measuring switched access minutes of use.</p>	
<p>Switched Transport is provided at the rates and charges set forth in <i>VII.F.</i>.</p>	
<p>b. Entrance Facility</p> <p>The Entrance Facility Rate is assessed upon customers for the use of Telephone Company Voice Grade, DS1 and DS3 high capacity facilities, including interface arrangements, between the point of termination at the customer's premises and the Telephone Company's serving wire center. The Entrance Facility Rate is also assessed upon customers for the provisioning of Tandem Switch Signaling. The Entrance Facility is a flat-rated charge assessed per Voice Grade, DS1 or DS3 termination provided at the customer's premises. This charge will apply even if the customer designated premises and the serving wire center are co-located in a Telephone Company building. Technical descriptions of each Entrance Facility and associated interface are further described in Section <i>X.A.</i>. In lieu of an Entrance Facility, Switched Access may be interconnected with customer transmission facilities in accordance with Section <i>XVIII.</i>.</p>	
<p>c. Direct Trunked Transport</p> <p>The Direct-Trunked Transport rate is assessed upon customers for the use of Voiceband, DS1 or DS3 High Capacity transport dedicated to a customer between a serving wire center to an end office (including host end offices) or from a serving wire center to a Telephone Company access tandem. Direct Trunked Transport also provides for the transmission facilities between:</p> <ul style="list-style-type: none">- a serving wire center or end office and a Telephone Company Hub office other than the serving wire center where multiplexing is performed;	
<ul style="list-style-type: none">- a serving wire center or access tandem and a Telephone Company Hub office other than the serving wire center where multiplexing is performed;	
<ul style="list-style-type: none">- between an EIS Cross-Connect arrangement located in a Telephone Company wire center and a different serving wire center, end office or Telephone Company access tandem office.	
<ul style="list-style-type: none">- a serving wire center and end office where Tandem Switch Signaling is provided as described in <i>VII.E.3.d.</i> and <i>VII.E.14.</i>.	

VII. SWITCHED ACCESS SERVICE (Continued)

<p>The Direct-Trunked Transport Rate is flat-rated and has both distance-sensitive and nondistance-sensitive components. Direct-Trunked Transport is not provided to centralized equal access end offices and end offices not capable of measuring switched access usage. Centralized Access end offices and those offices not capable of measuring switched access usage are specified in NECA Tariff FCC No. 4.</p>	
<p>A Dedicated Trunk Port is applicable to the purchase of dedicated trunks terminated by that port. The Dedicated Trunk Port provides for the termination of a dedicated trunk at the end office or access tandem. The Dedicated Trunk Port is flat-rated and is assessed per voice grade or DS1 channel terminating at an end office or access tandem. The rate is determined based on whether the trunk is voicegrade or DS1.</p>	
<p>The End Office Dedicated Trunk Port is billed as originating and terminating based on a Percent Originating Usage (POU) factor of fifty percent (50%).</p> <p>Originating Calculation = PIU x Originating Rate x Quantity x POU</p> <p>Terminating Calculation = PIU x Terminating Rate x Quantity x (100 – POU)</p>	
<p>The Access Tandem Dedicated Trunk Port is billed as a single rate element that does not distinguish between originating and terminating usage.</p> <p>(1) The Direct-Trunked Transport Mileage rate is applied on a monthly airline mile basis.</p> <p>To determine the Direct-Trunked Transport airline mileage, the distance will be measured from the wire center that serves the customer's premises to the Telephone Company access tandem, end office, WSO (for WATS and WATS-type), or the end office that serves as the host for a remote office.</p>	
<p>For traffic originating from or terminating to a remote office, the mileage will be calculated separately from the end office that serves as the host to the remote using the V&H coordinates method. The Direct-Trunked Transport Mileage Rate applies from the customer's serving wire center to the end office that serves as the host office. Traffic originating from and/or terminating to the remote will be billed Tandem-Switched Transport charges, based on mileage between the host and remote office. The Tandem-Switched Transport - Termination charge is applicable for each termination between the host and remote office. The Tandem-Switching Charge is not applicable for Tandem-Switched Transport between the end office that serves as the host to the remote office.</p>	
<p>When Telephone Company Hubs are involved, mileage is computed and rates applied separately for each section of the Direct-Trunked Transport, i.e., customer serving wire center to Hub, Hub to Hub, Hub to Telephone Company access tandem or Hub to end office.</p>	

VII. SWITCHED ACCESS SERVICE (Continued)

<p>(2) The Direct-Trunked Transport - Fixed Rate is applied only once per facility. When two (2) or more customer designated premises are served by a common serving wire center (i.e., mileage is zero (0)) the fixed rate component is not applied. Except when served by a common serving wire center, the Fixed charge is applied in full whether the Telephone Company provides one (1) or more than one mileage facility terminations. The Fixed rate does not apply when the Telephone Company provides only an intermediate portion of a mileage facility and no mileage facility terminations.</p>	
<p>d. Tandem-Switched Transport</p> <p>(1) The Tandem-Switched Transport Rate is assessed upon customers for the use of transport between a serving wire center and an end office that is switched at a Telephone Company access tandem. The Tandem-Switched Transport Rate may also be assessed for transport between a Telephone Company access tandem and end office, between a host end office and a remote end office and between a FGA or BSA-A dialtone office and other end offices in the local calling area. Tandem-Switched transport consists of circuits used in common by multiple customers from the Telephone Company access tandem to an end office. For examples of Tandem Switched Transport see Section <i>III.D.7.</i> preceding.</p>	
<p>The Tandem-Switched Transport Rate includes four (4) subelements, a Tandem-Switched Transport - Facility, a Tandem-Switched Transport - Termination, Tandem Switching Rate, and Shared Multiplexing. The Tandem-Switching Rate is not applicable for transport between a host end office and a remote end office or to FGA or BSA-A Transport.</p>	
<p>The Tandem-Switched Transport - Facility rate is applied per access minute per airline mile for each Switched Access Feature Group and Basic Serving Arrangement type. Tandem-Switched Transport-Facility airline mileage will be determined as follows:</p>	
<p>Where Direct-Trunked Transport is ordered between a serving wire center and a Telephone Company access tandem, and Tandem-Switched Transport is ordered to subtending end offices, mileage will be measured from the Telephone Company access tandem to the end office or WSO (for WATS and WATS-type).</p>	
<p>When the end office is acting as a host office, a separate mileage calculation determines the mileage from the host office to the remote office. Traffic originating from and/or terminating to the remote will be billed Tandem-Switched Transport charges. The Tandem Switching charge does not apply to traffic between a host and remote office.</p>	

VII. SWITCHED ACCESS SERVICE (Continued)

<p>Transport rates apply to the switched access minutes of use that originate/terminate at a MTSO directly connected to a Telephone Company access tandem or end office. Where the connection is made directly to an end office, Switched Transport rates (Tandem-Switched Transport or Direct-Trunked Transport, as ordered by the customer) shall apply between the end office and the serving wire center of the customer. Where the connection is made directly to a Telephone Company access tandem, Switched Transport rates (Tandem-Switched Transport or Direct-Trunked Transport, as ordered by the customer) shall apply between the Telephone Company access tandem and the serving wire center of the customer. For Telephone Company access tandem connections, Tandem-Switched Transport Facility mileage, if applicable, will be measured from the Telephone Company access tandem to the customer's serving wire center. The Tandem Switching charge shall apply to all minutes of use where the MTSO connection is made directly to a Telephone Company access tandem.</p>	
<p>Where Tandem-Switched Transport - Facility is provided by more than one telephone company, the mileage for each will be determined as in <i>III.G.</i>.</p>	
<p>The Tandem-Switched Transport - Facility rate will not apply if the CDL serving wire center and the end office are co-located (where $V/H - V/H = 0$).</p>	
<p>(2) The Tandem-Switched Transport - Termination rate applies per access minute for each termination (i.e., the access tandem and the end office serving the end user, and the host and remote end office) for all Switched Access Feature Group or Basic Serving Arrangement types.</p>	
<p>When both terminations are provided by the Telephone Company, the Tandem-Switched Transport - Termination rate applies twice, including those situations when the terminations are co-located, except where the Tandem-Switched Transport Termination originates or terminates to a Class 4/5 switch.</p>	
<p>When both terminations are provided by the Telephone Company and traffic originates from or terminates to a remote office, the Tandem-Switched Transport - Termination rate applies four (4) times (i.e., for each termination from the serving wire center to the host and for each termination from the host to the remote office).</p>	
<p>The Tandem-Switched Transport - Termination rate applies to switched access minutes of use that originate/terminate at a MTSO directly interconnected to a Telephone Company access tandem or end office.</p>	
<p>Where the Tandem-Switched Transport - Facility is provided by more than one telephone company, the Tandem-Switched Transport - Termination rate applies for the termination (i.e., the access tandem or the end office serving the end user) at the Telephone Company end of the Switched Transport as in <i>III.G.</i>. The Tandem-Switched Transport - Termination rate will not apply when the Telephone Company is the intermediate provider of the Tandem-Switched Transport - Facility.</p>	

VII. SWITCHED ACCESS SERVICE

(3) The Tandem Switching rate is usage-sensitive and is applied per access minute to all feature groups or BSAs for Tandem-Switched Transport with three (3) exceptions. The Tandem-Switching Rate is not applicable for Tandem-Switched Transport between a host office and a remote office, nor is it applicable for FGA or BSA-A, including Extended FGA and BSA-A Terminating Traffic described in <i>VII.E.9.</i> . The Tandem Switching rate also will not apply to access minutes that originate or terminate at the end office part of a Class 4/5 switch.	
(4) Shared Multiplexing provides for the use of the multiplexing equipment at the remote, the end office, and at the access tandem. The common transport multiplexing rate element is assessed on a per minute of use basis at the tandem.	
(5) The Shared Trunk Port provides for the termination of a Tandem-Switched Trunk at an end office. The Shared Trunk Port is usage rated and shall be assessed to all access minutes which utilize Tandem-Switched Transport. This includes minutes of use associated with FGA service when traffic is terminated in an end office that is not the dial tone office and on minutes of use provided at a remote office.	
The Shared Trunk Port charge will not apply to access minutes that originate or terminate at the end office part of a Class 4/5 switch.	
The Shared Trunk Port charge does not apply to switched access minutes of use that originate or terminate at MTSOs directly interconnected to a Telephone Company access tandem.	
(6) Effective July 1, 2021, pursuant to FCC 20-143, released October 9, 2020, existing tandem switching and transport charges for 8YY traffic will be eliminated and a single usage sensitive Joint Tandem Switched Transport access service rate will be established and applied per access minute.	(T) (T)
e. Interconnection Rate The Interconnection Rate is assessed upon all customers for interconnecting with the Telephone Company's switched access network. The Interconnection Rate has two (2) rate levels. One rate applies to customers utilizing Telephone Company transport and a different rate that is applicable to Switched Access EIS Cross Connect arrangements.	
The Interconnection rate is usage-sensitive and is applied per access minute to all feature groups that utilize the Telephone Company's switched access network. It applies to all originating and terminating minutes of use whether transported via Direct-Trunked Transport, Tandem-Switched Transport, Entrance Facilities or Switched Access EIS Cross Connect Arrangements.	
The Interconnection Rate does not apply to switched access minutes of use that originate or terminate at MTSOs directly interconnected to a Telephone Company access tandem office.	

TRANSMITTAL NO. 6

VII. SWITCHED ACCESS SERVICE

The application of originating and terminating rates are set forth below.	
(1) Terminating per minute charge(s) apply to:	
- all terminating access minutes of use;	
- all originating access minutes of use associated with FGA or BSA-A Access Services used to provide Foreign Exchange Services; and	
- all originating access minutes of use associated with calls placed to 500, 700, Toll Free, and 900 numbers, less those originating access minutes of use associated with calls placed to 500, 700, Toll Free, and 900 numbers for which the customer furnishes for each month a report, as described in Section IV., of either the number of calls or minutes or a report of the percent of calls or minutes that terminate in a Switched Access Service that is assessed Carrier Common Line charges.	
(2) The originating per minute charge(s) apply to:	
- all originating access minutes of use;	
- less those originating access minutes of use associated with FGA or BSA-A Access Services used to provide Foreign Exchange Service;	
- less all originating access minutes of use associated with calls placed to 500, 700, Toll Free, and 900 numbers;	
- plus all originating access minutes of use associated with calls placed to 500, 700, Toll Free, and 900 numbers for which the customer furnishes for each month a report of either the number of calls or minutes or a report of the percent of calls or minutes that terminate in a Switched Access Service that is assessed Carrier Common Line charges, and for which a corresponding reduction in the number of terminating access minutes of use has been made as set forth in (1).	
f. Multiplexing	
<p>Multiplexing provides for arrangements to convert a single higher capacity or bandwidth circuit for bulk transport to several lower capacity or bandwidth circuits. Monthly rates and nonrecurring charges for multiplexing apply as follows: a.) the DS3/DS1 Multiplexing Charge applies to all DS3 to DS1 multiplexing arrangements; b.) the DS1/Voice Multiplexing Charge applies to all DS1 Entrance Facility and Direct-Trunked Transport circuits that terminate in an analog office and where the multiplexer performs DS1/Voice multiplexing functions; c.) a Multiplexing Charge will always apply on High Capacity shared use switched and special access facilities.</p>	

VII. SWITCHED ACCESS SERVICE (Continued)

<p>g. Dedicated Switched Access</p> <p>The Dedicated Switched Access Transport Rate is assessed upon customers subscribing to CCS7 Access Service for the use of facilities between the customer's common channel signaling network and the Telephone Company's signaling transfer point. It is a flat rated, distance-sensitive monthly rate. This rate element is further described in <i>VII.B.7.</i></p>	
<p>h. Mileage Measurement Exceptions</p> <p>(1) The Telephone Company may reconfigure its local exchange plant as required in the normal operation of its business. If such network reconfiguration results in a changed location of the IC serving wire center the Telephone Company will provide the IC with a minimum six (6) months' notice. The Local Transport Mileage measurement will be based upon the new serving wire center's V & H coordinates and the end office switch V & H coordinates.</p>	
<p>(2) For FGA and BSA-A, the Entrance Facility charge shall apply between the customer's premises and the customer's serving wire center. If the serving wire center is not the dial tone office, Direct-Trunked Transport shall apply between the serving wire center and the dial tone office. Tandem-Switched Transport (Facility and Termination) rates, excluding the Tandem Switching charge, shall apply between the dial tone office and the end office for FGA or BSA-A traffic that originates and/or terminates within the FGA or BSA-A Access Area.</p>	
<p>For FGA and BSA-A calls terminated on an extended basis outside the FGA or BSA-A Access Area, but within the LATA, mileage in the terminating direction is also calculated on the airline distance between the FGA or BSA-A dial tone office and the end office switch where the call terminates as set forth in <i>VII.E.9.a.</i> following.</p>	
<p>(3) When the Alternate Traffic Routing optional feature is provided with Feature Groups C, D, 500 Access Service, Toll Free Access Service, and 900 Access Service or as a BSE with BSA-B, BSA-C and BSA-D the Local Transport access minutes will be apportioned between the two (2) trunk groups used to provide this feature. Such apportionment will be made using standard Telephone Company traffic engineering methodology and will be based on the last trunk CCS desired for the high usage group, as described in <i>VII.C.2.n.</i>, and the total busy hour minutes of capacity ordered to the end office, when the feature is provided at an end office switch, or to the subtending end offices when the feature is provided at a Telephone Company access tandem. This apportionment will serve as the basis for Local Transport mileage calculation. For FGD and BSA-D, the apportionment will be based on the actual measured data which is recorded against the specific trunk group that carried a particular call.</p>	
<p>(4) When terminating FGC or BSA-C Switched Access Service is provided from multiple customer premises to an end office not equipped with measurement capabilities, the total Local Transport access minutes for that end office will be apportioned among the trunk groups accessing the end office on the basis of the individual busy hour minutes of capacity ordered for each of those trunk groups. This apportionment will serve as the basis for Local Transport mileage calculation.</p>	

VII. SWITCHED ACCESS SERVICE (Continued)

<p>(5) The Tandem-Switched Transport - Facility rate applies to the switched access minutes of use that originate/terminate at a MTSO directly interconnected to a Telephone Company access tandem or end office. The mileage for access is calculated on an airline mile basis, using the V&H coordinate method, between the customer's SWC and the SWC of the MTSO.</p>	
<p>i. Transitional Local Transport Billing</p> <p>(1) Beginning December 1, 1993, the Telephone Company will apply Tandem-Switched Transport rates to all existing tandem-routed switched access services provided via a Telephone Company access tandem switch and Entrance Facility and Direct-Trunked Transport charges to all existing DS1 and DS3 Entrance Facility circuits and Direct-Trunked Transport circuits provided to a customer. Existing Voice Grade Entrance Facility and Direct-Trunked Transport circuits will be billed at a Voice Grade, DS1, or DS3 level, as appropriate, based on the number of equivalent DS1 or DS3 circuits.</p>	
<p>(2) For the period beginning December 1, 1993 through February 28, 1994, the Telephone Company will bill Local Transport charges applicable to host/remote -configurations and Direct-Trunked Transport ordered to an access tandem in the following manner:</p>	
<p>Where switched access traffic originates and/or terminates from/to a remote end office using Tandem-Switched Transport facilities, airline mileage will be measured between the customer's serving wire center and the remote end office for purposes of applying Tandem-Switched Transport Facility charges.</p>	
<p>This rating is in lieu of the rate application specified in Section VII.E.2.d..</p>	
<p>Direct-Trunked Transport provided from a serving wire center directly to a Telephone Company access tandem will be assessed Tandem-Switched Transport charges. Tandem-Switched Transport mileage will be measured from the serving wire center to the end office(s) where the customer's switched access traffic originates and/or terminates.</p>	
<p>This rating is in lieu of the charges specified in Section VII.E.2.c..</p>	
<p>3. <i>End Office</i></p> <p>The End Office rate category provides the local end office switching and end user termination functions necessary to complete the transmission of Switched Access communications to and from the end users served by the local end office. The End Office Rate category includes the Local Switching Information Surcharge and Shared Trunk Port rate elements.</p>	

VII. SWITCHED ACCESS SERVICE (Continued)

<p>End Office rates (Local Switching Information Surcharge and Shared Trunk Port) do not apply to switched access minutes of use that originate or terminate at a Mobile Telephone Switching Office (MTSO) directly interconnected to a Telephone Company access tandem office.</p> <p>a. Local Switching</p> <p>The Local Switching rate element provides for the use of end office switching equipment, the termination of end user common lines at the local end office, and the termination of calls at a Telephone Company intercept operator or recording. The intercept operator or recording tells a caller why a call could not be completed and, if possible, provides the correct number.</p>	
<p>Where end offices are appropriately equipped, international dialing may be provided. International dialing provides the capability of switching international calls with service prefix and address codes having more digits than are capable of being switched through a standard FGC, FGD, BSA-C or BSA-D equipped end office.</p>	
<p>Local Switching is available on a bundled or unbundled basis. Local Switching - Bundled (EOSB) rates apply to Switched Access services provided as Feature Groups. Local Switching - Unbundled (EOSU) rates apply to Switched Access services provided as Basic Serving Arrangements. EOSB and EOSU rates are applied on a premium and a nonpremium basis as discussed in <i>VII.E.6.</i></p>	
<p>b. Information Surcharge</p> <p>Information Surcharge rates are assessed to a customer based on the total number of access minutes. Information Surcharge rates are set forth in 6.6 following. The application of these rates with respect to individual Switched Access Arrangements is set forth in <i>VII.E.6.</i></p>	
<p>c. Toll Free Data Base Query Service</p> <p>Query usage charges for Toll Free Data Base Query Service shown in <i>VII.B.5.d.</i> apply as follows:</p> <p>(1) A Basic Toll Free Data Base Query charge will apply for each basic Toll Free call query completed at the Telephone Company's Toll Free data base. Per query charges are accumulated over a monthly period and billed to the customer on a monthly basis.</p>	
<p>(2) A Premium Toll Free Data Base Query charge will apply for each premium Toll Free call query completed at the Telephone Company's Toll Free data base. Per query charges are accumulated over a monthly period and billed to the customer on a monthly basis.</p>	
<p>d. Tandem Switch Signaling</p> <p>Tandem Switch Signaling, offered in conjunction with FGD and BSA-D Switched Access, 500 SAC Access Service, or 900 SAC Access Service with either multifrequency address signaling or SS7 Out of Band Signaling Access Service, provides the carrier identification code (CIC) and the OZZ code or circuit code as described in <i>VII.C.2.aa.</i> to determine the customer and trunk group(s) where traffic will be routed.</p>	

VII. SWITCHED ACCESS SERVICE (Continued)

Rate regulations applicable to Tandem Switch Signaling are found in <i>VII.E.14.</i>	
e. Shared Trunk Port	
The Shared Trunk Port provides for the termination of a Tandem-Switched Trunk at an end office. The Shared Trunk Port is usage rated and shall be assessed to all access minutes which utilize Tandem-Switched Transport. This includes minutes of use associated with FGA service when traffic is terminated in an end office that is not the dial tone office and on minutes of use provided at a remote office.	
The Shared Trunk Port charge does not apply to switched access minutes of use that originate or terminate at MTSOs directly interconnected to a Telephone Company access tandem.	
4. <i>Nonrecurring Charges</i>	
Nonrecurring charges are one-time charges that apply for specific work activities in conjunction with providing switched access service or a change to an existing Switched Access Arrangement.	
a. Switched Access Installation and Ordering Charges	
(1) Service Installation Charge	
For Entrance Facilities, this charge applies to customer requests for installation of Switched Access Entrance Facilities from the customer premises to the serving wire center. The Service Installation Charge applies on a per Entrance Facility basis and is dependent upon the type of Entrance Facility ordered (i.e., Voice Grade, DS1 or DS3). Changes in the type of Entrance Facility will be treated as a discontinuance of one type of service and a start of another. The Service Installation Charge shall apply to the new Entrance Facility installation.	
For multiplexing, this charge applies per multiplexing arrangement ordered and is dependent upon the type of multiplexing performed.	
The Service Installation Charge does not apply to CCS7 Access service installations. Nonrecurring Charges applicable to CCS7 Access services are described in <i>VII.E.4.</i>	
(2) Switched Access Ordering Charge	
This charge, applied on a per ASR basis, is associated with the work performed by the Telephone Company in connection with the receiving, recording and processing of service requests. The Switched Access Ordering Charge applies to all requests to establish Entrance Facilities, Direct-Trunked Transport Facilities, and Tandem-Switched Transport Facilities. Where Entrance Facilities and Direct-Trunked and/or Tandem-Switched Transport are ordered on a single ASR, only one Switched Access Ordering Charge applies. This charge is in addition to any Service Installation Charge for Entrance Facility installations.	

VII. SWITCHED ACCESS SERVICE (Continued)

	The Switched Access Ordering Charge also applies to requests to activate additional trunks or to increase BHMC on existing Switched Transport Facilities, changes in the type of Feature Group or Direct-Trunked Transport, and for any modifications or changes to existing services that are not considered an administrative change as described in <i>VII.E.4.b.</i> .	
	This charge also applies, per ASR, for the installation, addition, change, rearrangement or move of EIS Switched and Special Access Service facilities, except as specified in <i>VII.E.4.b.</i> .	
	The Switched Access Ordering Charge will not apply to requests where the customer has existing FGB or BSA-B and/or FGD or BSA-D at a Telephone Company access tandem and the customer wants to add FGB or BSA-B and/or FGD or BSA-D to a subtending end office which is converting to equal access, and the request does not involve physical changes, additions or deletions to the existing facilities.	
	The Switched Access Ordering Charge will not apply to requests where the customer has existing FGB or BSA-B and/or FGD or BSA-D and the customer wants to add a new CIC Code to those existing facilities (except as noted above).	
	<p>(3) Switched Access Installation Charge Waiver</p> <p>Pursuant to the Federal Communications Commission's (FCC) Order in CC Docket No. 96-262, Access Charge Reform, released May 16, 1997, all nonrecurring charges (NRCs) for service connection are waived when a customer converts trunks from tandem-switched to direct-trunked for Tandem Switched Transport between the Tandem Switch and the Serving Wire Center (SWC). NRCs are also waived if a customer orders the discontinuance of overprovisioned trunks between the Tandem Switch and the SWC. Waiver of these NRCs continues through December 31, 1998.</p>	
	<p>b. Administrative Changes</p> <p>Administrative changes will be made without charge(s) to the customer. Administrative changes are as follows:</p> <ul style="list-style-type: none"> - Change of customer name - Change of customer or customer's end use premises address when the change of address is not a result of a physical relocation of equipment, - Change in billing date (name, address, or contact name or telephone number) - Change of agency authorization - Change of customer circuit identification, - Change of billing account number, - Change of customer test line number, - Change of customer or customer's end user contact name or telephone number, and - Change of jurisdiction. 	

VII. SWITCHED ACCESS SERVICE (Continued)

<p>c. Moves</p> <p>A move involves a change in the physical location of one of the following:</p> <ul style="list-style-type: none">- The point of termination at the customer's premises- The customer's premises <p>The charges for the move are dependent on whether the move is to a new location within the same building or to a different building.</p> <p>(1) Moves Within the Same Building</p> <p>When the move is to a new location within the same building, the Telephone Company shall be responsible for the physical relocation of the Point of Termination and any associated Network Terminating Wire as outlined in applicable Telephone Company operating practices. The charge for the move except for moves within a wire center to an EIS as described in Section XVIII., will be the Switched Access Ordering Charge as set forth in a.(1) preceding. There will be no change in the minimum period requirements.</p>	
<p>(2) Moves to a Different Building</p> <p>Moves to a different building and moves of the point of termination within a wire center to an EIS as described in Section XVIII., will be treated as a discontinuance and start of service and the Telephone Company shall provide a physical Point of Termination and any necessary Network Terminating Wire located at the new building as outlined in applicable Telephone Company operating practices. All associated nonrecurring charges will apply per service. New minimum period requirements will be established for the new service. The customer will also remain responsible for satisfying all outstanding minimum period charges for the discontinued service.</p>	
<p>d. NXX Translation Nonrecurring Charge</p> <p>The NXX Translation Nonrecurring Charge, as set forth in VII.F., shall apply to each 500 or 900 NXX code activated or deactivated in a Telephone Company switch capable of performing the customer identification function for 500 Access Service or 900 Access Service. The total nonrecurring charge per customer order shall be determined by multiplying the number of switches in which the Telephone Company must activate or deactivate the NXX code within the serving area specified by the customer's order times the appropriate nonrecurring charge. Separate nonrecurring charges apply to the activation or deactivation of the first NXX code contained on the customer's ASR and to the activation or deactivation of each additional NXX code contained on the same ASR. In addition, the Switched Access Ordering Charge, as set forth in VII.E.4.a.(2) will apply per ASR submitted for the activation or deactivation of NXX codes.</p>	
<p>e. Change of Feature Group or BSA Type</p> <p>Changes from one type of Feature Group or BSA to another will be treated as a discontinuance of one type of service and a start of another and new minimum period obligations will be established. Nonrecurring charges will apply, with one exception.</p>	

VII. SWITCHED ACCESS SERVICE (Continued)

<p>When a customer orders the conversion of FGA to BSA-A, FGB to BSA-B, FGC to BSA-C, or the conversion of FGD to BSA-D at the same first point of switching and without the addition of BSEs not comparable to any optional arrangements already included with the feature group to be converted, the Ordering Charge will not apply for a period of one hundred eighty (180) days ending May 28, 1996.</p>	
<p>When a customer upgrades a FGA, FGB, BSA-A or BSA-B service to a FGD or BSA-D service, and when FGC or BSA-C is upgraded to FGD or BSA-D coincident with the availability of FGD or BSA-D in an end office the nonrecurring charge will not apply and minimum period obligations will not change if the following conditions are met:</p> <p>(1) The same customer premises is maintained, and</p>	
<p>(2) The customer submits a disconnect order for FGA, FGB, BSA-A or BSA-B within thirty (30) days after the customer is notified by the Telephone Company as to the results of the final Presubscription allocation of end users to the customer. Further, the customer must request an effective date for the disconnect orders within sixty (60) days after the Telephone Company has notified the customer of the results of the final Presubscription allocation.</p>	
<p>f. Signaling System 7 (SS7) Out of Band Signaling</p> <p>The Switched Access Ordering Charge will apply for a change in FGD or BSA-D switched access and Toll Free Access signaling from multifrequency address signaling to SS7 Out of Band Signaling except as specified in <i>VII.E.4.f.(1)</i>.</p>	
<p>5. Determination of Access Minutes</p> <p>a. Measurement and Determination of Access Minutes</p> <p>Customer traffic to end offices will be measured (i.e., recorded) by the Telephone Company at end offices or Telephone Company access tandems. Originating and terminating calls will be measured by the Telephone Company, as set forth in <i>b.</i> through <i>f.</i> to determine the basis for computing chargeable access minutes. In the event the customer message detail is not available because the Telephone Company lost or damaged tapes or experienced recording system outages, the Telephone Company will estimate the volume of lost customer access minutes of use based on previous actual recorded usage. The Customer's facilities shall provide the necessary on-hook, off-hook, answer and disconnect supervision.</p>	
<p>For terminating calls over FGA, FGB, FGC, BSA-A, BSA-B, BSA-C to 500, Toll Free, or 900, and FGD or BSA-D, and for originating calls over FGA, FGB, FGD, BSA-A, BSA-B, BSA-D and 500 Access Service, Toll Free Access Service or 900 Access Service from equal access offices, the measured minutes are the chargeable access minutes. For originating calls over FGC or BSA-C and 500 Access Service, Toll Free Access Service and 900 Access Service from non-equal access offices, chargeable originating access minutes are derived from recorded minutes as set forth in <i>d.</i>. When assumed minutes are used, the assumed minutes are the chargeable access minutes as set forth in <i>g.</i>. When mixed interstate and intrastate Switched Access Service is provided the percent of interstate usage is determined as set forth in <i>h.</i>.</p>	

VII. SWITCHED ACCESS SERVICE (Continued)

For FGB, FGC, FGD, BSA-B, BSA-C and BSA-D access minutes or fractions thereof, the exact value of the fraction being a function of the switch technology where the measurement is made, are accumulated over the billing period for each end office, and are then rounded up to the nearest access minute for each end office.	
For FGA and BSA-A access minutes or fractions thereof, the exact value of the fraction being a function of the switch technology where the measurement is made, are accumulated over the billing period of each line or hunt group, and are then rounded up to the nearest access minute for each line or hunt group.	
<p>b. Feature Group A and BSA-A Usage Measurement</p> <p>For originating calls over FGA and BSA-A, usage measurement begins upon acknowledgment from the customer.</p>	
The measurement of originating call usage over FGA or BSA-A ends when the originating FGA or BSA-A entry switch receives an on-hook supervisory signal from either the originating end user's end office, indicating the originating end user has disconnected, or the customer's point of termination, whichever is recognized first by the entry switch.	
For terminating calls over FGA or BSA-A, usage measurement begins when the terminating FGA or BSA-A entry switch receives an off-hook supervisory signal from the terminating end user's end office, indicating the terminating end user has answered.	
The measurement of terminating call usage over FGA or BSA-A ends when the terminating FGA or BSA-A entry switch receives an on-hook supervisory signal from either the terminating end user's end office, indicating the terminating end user has disconnected, or the customer's point of termination, whichever is recognized first by the entry switch.	
<p>c. Feature Group B and BSA-B Usage Measurement</p> <p>For originating calls over FGB and BSA-B, usage measurement begins when the originating FGB or BSA-B entry switch receives answer supervision forwarded from the customer's point of termination, indicating the customer's equipment has answered.</p>	
The measurement of originating call usage over FGB and BSA-B ends when the originating FGB or BSA-B entry switch receives disconnect supervision from either the originating end user's end office, indicating the originating end user has disconnected, or the customer's point of termination, whichever is recognized first by the entry switch.	
For terminating calls over FGB and BSA-B, usage measurement begins when the terminating FGB or BSA-B entry switch receives answer supervision from the terminating end user's end office, indicating the terminating end user has answered.	
The measurement of terminating call usage over FGB or BSA-B ends when the terminating FGB or BSA-B entry switch receives disconnect supervision from either the terminating end user's end office, indicating the terminating end user has disconnected, or the customer's point of termination, whichever is recognized first by the entry switch.	

VII. SWITCHED ACCESS SERVICE (Continued)

d. Feature Group C and BSA-C Usage Measurement	
For originating calls over FGC and BSA-C, usage measurement begins when the originating FGC or BSA-C entry switch receives answer supervision from the customer's point of termination, indicating the called party has answered.	
The measurement of originating call usage over FGC and BSA-C ends when the originating FGC or BSA-C entry switch receives disconnect supervision from either the originating end user's end office, indicating the originating end user has disconnected, or the customer's point of termination, whichever is recognized first by the entry switch.	
For originating calls over FGC and BSA-C, chargeable access minutes are calculated as follows.	
Step 1:	Obtain recorded originating minutes and messages [measured as set forth in c. following] from the appropriate recording data.
Step 2:	Obtain the total attempts by dividing the originating measured messages by the completion ratio. Completion ratios (CR) are obtained separately for the major call categories such as DDD, operator, 500, Toll Free, 900, directory assistance and international from a sample study which analyzes the ultimate completion status of the total attempts which receive acknowledgment from the customer. That is, Measured Messages divided by Completion Ratio equals Total Attempts.
Step 3:	Obtain the total non-conversation time additive (NCTA) by multiplying the total attempts (obtained in Step 2) by the NCTA per attempt ratio. The NCTA per attempt ratio is obtained from the sample study identified in Step 2 by measuring the non-conversation time associated with both completed and incompleting attempts. The total NCTA is the time on a completed attempt from customer acknowledgment of receipt of call to called party answer (set up and ringing) plus the time on an incompleting attempt from customer acknowledgment of call until the Telephone Company access tandem or end office receives a disconnect signal (ring - no answer, busy or network blockage). That is, Total Attempts times Non-Conversation Time per Attempt Ratio equals Total NCTA.
Step 4:	Obtain total chargeable originating access minutes by adding the total NCTA (obtained in Step 3) to the recorded originating measured minutes (obtained in Step 1). That is, Measured Minutes plus NCTA equals Chargeable Originating Access Minutes.
Following is an example which illustrates how the chargeable originating access minutes are derived from the measured originating minutes using this formula.	

VII. SWITCHED ACCESS SERVICE (Continued)

Where:	Measured Minutes (M. Min.) = 7,000 Measured Messages (M. Mes.) = 1,000 Completion Ratio (CR) = .75 NCTA per Attempt = .4	
(1)	Total Attempts = $\frac{1,000 \text{ (M. Mes.)}}{.75 \text{ (CR)}} = 1,333.33$	
(2)	Total NCTA = .4 (NCTA per Attempt) x 1,333.33 = 533.33	
(3)	Total Chargeable Originating Access Minutes = 7,000 (M. Min.) + 533.33 (NCTA) = 7,533.33	
	For terminating calls over FGC and BSA-C to services other than 500, Toll Free, 900 or Directory Assistance, terminating FGC or BSA-C usage is not directly measured at the terminating entry switch, but is imputed from the originating service usage, excluding usage from calls to 500, Toll Free, 900 or Directory Assistance Services.	
	For terminating calls over FGC or BSA-C to 500, Toll Free, or 900 Service, usage measurement begins when the terminating FGC or BSA-C entry switch receives answer supervision from the terminating end user's end office, indicating the terminating 800, 888 or 900 Service end user has answered.	
	The measurement of terminating call usage over FGC or BSA-C to 500, Toll Free, or 900 Service ends when the terminating FGC or BSA-C entry switch receives an off-hook supervisory signal from the terminating end user's end office, indicating the terminating 500, Toll Free, or 900 Service end user has disconnected, or from the customer's point of termination, whichever is recognized first by the entry switch.	
e.	Feature Group D and BSA-D Usage Measurement	
(1)	For originating calls over FGD and BSA-D with multifrequency (MF) signaling, usage measurement begins when the originating FGD or BSA-D entry switch receives the first wink supervisory signal forwarded from the customer's point of termination.	
	For originating calls over FGD or BSA-D with SS7 Out of Band Signaling, usage measurement for direct trunks begins when the FGD or BSA-D first point of switching sends an Initial Address Message. Usage measurement for tandem trunks begins when the FGD or BSA-D first point of switching receives an Exit Message.	
	The measurement of originating call usage over FGD or BSA-D with MF signaling ends when the originating FGD or BSA – D entry switch receives disconnect supervision from either the originating end user's end office, indicating the originating end user has disconnected, or the customer's point of termination, whichever is recognized first by the entry switch.	
	The measurement of originating call usage over FGD or BSA-D with SS7 Out of Band Signaling end when a Release Message is sent or received by the originating end user's end office whichever occurs first.	

VII. SWITCHED ACCESS SERVICE (Continued)

	For terminating calls over FGD and BSA-D with MF signaling, or FGD and BSA-D with SS7 Out of Band Signaling, usage measurement begins when the terminating FGD or BSA-D entry switch receives answer supervision from the terminating end user's end office, indicating the terminating end user has answered.	
	The measurement of terminating call usage over FGD and BSA-D with MF signaling ends when the terminating FGD or BSA-D entry switch receives disconnect supervision from either the terminating end user's end office, indicating the terminating end user has disconnected, or the customer's point of termination, whichever is recognized first by the entry switch.	
	The measurement of terminating call usage over FGD and BSA-D with SS7 Out of Band Signaling ends when the FGD or BSA-D first point of switching receives or sends a Release Message, whichever occurs first.	
	(2) FGD and BSA-D Switched Access Service With 950-XXXX	
	When a customer orders FGD or BSA-D Switched Access Service with 950-XXXX Access, as described in <i>VII.C.2.a.</i> and <i>b.</i> , to be included with the installation of new FGD or BSA-D switched access facilities, appropriate Switched Access Installation Charges and Switched Access Ordering Charges will apply for the installation of the new FGD or BSA-D switched access facilities.	
	When a customer orders FGD or BSA-D Switched Access Service with 950-XXXX Access to be added to an existing FGD or BSA-D switched access service, only the Switched Access Ordering Charge and the Design Change Charge will apply for the addition of this optional end office service arrangement.	
f.	500, Toll Free, and 900 Access Service Usage Measurement	
	For originating calls over 500, Toll Free, and 900 Access Service with MF Signaling, usage measurement begins when the originating 500, Toll Free, or 900 Access Service entry switch receives answer supervision from the customer's point of termination, indicating the called party has answered.	
	For originating calls over 500, Toll Free, and 900 Access Service using SS7 Out of Band Signaling, usage measurement for direct trunks begins when the first point of switching sends an Initial Address Message. Usage measurement for tandem trunks begins when the first point of switching receives an Exit Message.	
	The measurement of originating call usage over 500, Toll Free, and 900 Access Service with MF Signaling ends when the originating 500, Toll Free, or 900 Access Service entry switch receives disconnect supervision from either the originating end user's end office, indicating the originating end user has disconnected, or the customer's point of termination, whichever is recognized first by the entry switch.	
	The measurement of originating call usage over 500, Toll Free, and 900 Access Service with SS7 Out of Band Signaling ends when a Release Message is sent or received by the originating end user's end office, whichever occurs first.	

VII. SWITCHED ACCESS SERVICE (Continued)

<p>g. Assumed Minutes of Use</p> <p>Assumed minutes are used where measurement capability does not exist for FGA, FGB, BSA-A or BSA-B services and are applied on a per line or per trunk basis, as appropriate. The application of assumed minutes of use for FGA, FGB, BSA-A and BSA-B is set forth in (1) and (2) following.</p> <p>(1) Where originating and terminating measurement capability does not exist for a FGA or BSA-A service arranged for two-way calling, the number of assumed access minutes as set forth under the 2-Way total in <i>VII.F.</i> following will apply per line. Where measurement capability exists for either originating or terminating usage, but not both, on a line arranged for two-way calling, the number of access minutes per line will be the number of assumed access minutes as set forth under the "2-Way" total in <i>VII.F.</i> following or the measured usage, whichever is greater.</p>	
<p>Where a FGA or BSA-A service is arranged for either originating calling only or terminating calling only, the number of assumed access minutes as set forth under "Originating" or Terminating" in <i>VII.F.</i> following, as appropriate, will apply per line.</p>	
<p>Where measurement capability does not exist for FGA or BSA-A service, the originating and/or terminating CCL rate as set forth in Section <i>IV.G.</i> preceding will be applied based on the directionality of the line, (i.e., originating or terminating). For lines arranged for two-way calling, other than those arranged for foreign exchange service, fifty-three percent (53%) of the "two-way" surrogate will be used to apply the originating CCL rate and forty-seven percent (47%) of the "two-way" surrogate will be used to apply the terminating CCL rate. For FGA or BSA-A service arranged to provide a foreign exchange service, the terminating CCL rate shall apply to all originating and terminating assumed minutes of use.</p>	
<p>(2) Where originating and terminating measurement capability does not exist for FGB or BSA-B service provided to an end office or Telephone Company access tandem, the number of access minutes will be the "2-Way" assumed minutes of use as set forth in <i>VII.F.</i>, per trunk per month when the trunk is arranged for two-way calling. Where measurement capability exists for either originating or terminating usage, but not both, on a trunk arranged for two-way calling, the number of access minutes per trunk per month will be the "2-Way" assumed minutes of use or the measured usage whichever is greater.</p>	
<p>Where a FGB or BSA-B service is arranged for either originating calling only or terminating calling only, the "Originating Only," or, "Terminating Only" assumed minutes of use, as set forth in <i>VII.F.</i>, will apply per trunk per month for trunks arranged for originating calling only or terminating calling only.</p>	
<p>Where originating or terminating measurement capability does not exist for FGB or BSA-B service provided to a Telephone Company access tandem, the number of assumed access minutes will be allocated to each subtending end office for the purposes of applying Local Transport charges. This usage allocation will be based on the ratio of the number of subscriber lines in each end office to the total number of subscriber lines in the FGB or BSA-B Access Area.</p>	

VII. SWITCHED ACCESS SERVICE (Continued)

<p>h. Jurisdictional Report Requirements</p> <p>(1) Jurisdictional Reports</p> <p>(a) Percent Interstate Usage (PIU)</p> <p>(i) When the Telephone Company receives sufficient call detail to permit it to determine the jurisdiction of some or all originating and terminating access minutes of use, the Telephone Company will use that call detail to render bills for those minutes of use and will not use customer reported Percent Interstate Usage (PIU) factors to determine the jurisdiction of those minutes of use.</p>	
<p>The Telephone Company will apply the PIU factor, provided by the customer as set forth in (ii) following, only to minutes of use for which the Telephone Company does not have sufficient call detail to determine jurisdiction. The customer-provided PIU factor will be used until the customer provides an updated PIU factor as set forth in (1)(c) following. No prorating or back billing will be done based on the updated report.</p>	

VII. SWITCHED ACCESS SERVICE (Continued)

	<p>(ii) When the customer initially orders Switched Access Service(s) the customer will state in its order (Access Service Request) a PIU factor. This factor will be used by the Telephone Company as the customer-provided PIU factor until the customer provides an updated PIU factor as required in (1)(c) following. For each service listed below, the customer may provide separate PIU factors in accordance with (1) preceding and (3) following.</p> <ul style="list-style-type: none"> - Feature Group A (FGA) Switched Access Service^{11, 12} - Feature Group B (FGB) Switched Access Service^{11, 12} - Feature Group C (FGC) Switched Access Service^{11, 12} - Feature Group D (FGD) Switched Access Service^{11, 12} - Basic Serving Arrangement A (BSA-A)^{11, 12, 13} - Basic Serving Arrangement B (BSA-B)^{11, 12, 13} - Basic Serving Arrangement C (BSA-C)^{11, 12, 13} - Basic Serving Arrangement D (BSA-D)^{11, 12, 13} - 500 Access Services^{11, 12} - 700 Access Services^{11, 12} - Toll Free Services^{11, 12, 14} - 900 Access Services^{11, 12} 	
	<p>When a customer submits an order for Switched Access services, the customer must state the Percentage of Interstate Usage (PIU) on a statewide, LATA, billing account number (BAN) or end office level.</p>	
	<p>When the customer provides PIU factors, the Company will subtract the developed PIU factor from one hundred (100) and the difference is the percent intrastate usage. The sum of the interstate and intrastate percentages will equal one hundred percent (100%). The customer may only provide a PIU factor that is a whole number (a number from zero (0) to one hundred (100)).</p>	

¹¹ The PIU factors will apply to all associated elements and services, e.g. Carrier Common Line, End Office Switching, Information Surcharge, Interconnection Charge, End Office Dedicated Trunk Port, Access Tandem Dedicated Trunk Port, Shared Trunk Port and, if applicable, Tandem Switched Transport and Tandem Switching.

¹² The PIU factor for Switched Access services must be provided by the customer of record when used in conjunction with Switched EIS as described in Section 17 or used in conjunction with Tandem Switch Signaling.

¹³ When determining the jurisdiction of Switched Access traffic provided via a BSA or Basic Service Element (BSE) and the intrastate equivalent of the BSA or BSE is only available on a bundled feature group basis, intrastate usage will be prorated to the bundled intrastate feature group equivalent of the BSA.

¹⁴ "Toll Free" service includes any access service that utilizes the following NPAs: 800, 888, 877, 866, 855, 844, 833, and 822 as they become available to the industry.

VII. SWITCHED ACCESS SERVICE (Continued)

<p>(iii) For purposes of developing the projected interstate percentage FOR Feature Group C (or BSA-C) and Feature Group D (or BSA-D), the customer shall consider every call that originates from a calling party in one state and terminates to a called party in a different state to be interstate communications. The customer shall consider every call that terminates to a called party within the same state as the state where the calling party is located to be intrastate communications. The manner in which a call is routed through the telecommunications network does not affect the jurisdiction of a call, i.e., a call between two (2) points within the same state is an intrastate call even if it is routed through another state.</p>	
<p>For Feature Group A (or BSA-A) and Feature B (or BSA-B), pursuant to Federal Communications Commission order FCC 85-145 adopted April 16, 1985, interstate usage is to be developed as though every call that enters a customer network at a point within the same state as that in which the called station is situated is an intrastate communication and every call that enters a customer's network at a point in a state other than that where the called station is situated is an interstate communication.</p>	
<p>(b) Entrance Facilities and Direct-Trunked Transport Facilities</p> <p>The Telephone Company will develop a PIU factor to apply to Entrance Facility and Direct-Trunked Transport rate elements when sufficient call detail exists. The Telephone Company will apply the PIU factor provided by the customer as set forth in <i>VII.E.5.h.(1)(a)(ii)</i> only when the Telephone Company does not have sufficient data to develop a PIU factor.</p>	
<p>A customer may provide a separate PIU factor for each rate element (Entrance Facility, Direct-Trunked Transport) at a BAN or higher reporting level reflecting the originating and terminating traffic of all Switched Access services that use such facilities. A consolidated PIU factor for all Entrance Facility and Direct-Trunked Transport elements may be provided at the option of the customer if such PIU factor is representative of the actual interstate use of the service.</p>	
<p>(c) Jurisdictional Report Updates</p> <p>The customer may update the interstate and intrastate jurisdictional reports on a quarterly basis. The reports will be based on the prior three (3) months and will be due within fifteen (15) days after the end of the quarter beginning with the completion of the first full quarter of service. In the event that the Telephone Company does not have sufficient data to calculate PIU factors, these factors will be applied to activity dated on or after the first (1st) day of the next calendar month, which begins at least fifteen (15) business days after the day on which the revised report or letter is received.</p>	

VII. SWITCHED ACCESS SERVICE (Continued)

	<p>In the event that the Telephone Company does not have sufficient data to rely on actual call detail or to develop a PIU factor, the revised report or letter will serve as the basis for the next three (3) months' billing and will be effective on the bill date for that service. If the customer does not supply an updated quarterly report or letter, the Telephone Company will assume the customer-provided PIU factors to be the same as those provided in the last quarterly report or letter accepted by the Telephone Company.</p>	
	<p>For those cases in which a quarterly report or letter has never been received from the customer, the Telephone Company will assume the customer-provided PIU factors to be the same as provided in the order for service.</p>	
	<p>A customer may file jurisdictional reports aggregating usage at a statewide, LATA, BAN (Billing Account Number) or end office level.</p>	
	<p>(d) Maintenance of Customer Records</p> <p>The customer shall retain for a minimum of six (6) months call detail records that substantiate the interstate percent provided to the Telephone Company as set forth in <i>h.(1)(c)</i> preceding for Switched Access Service. Such records shall consist of (1) and (2) following, if applicable:</p> <p>(i) All call detail records such as work papers and/or backup documentation including paper, magnetic tapes or any other form of records for billed customer traffic, call information including call terminating address (i.e., called number), the call duration, all originating and terminating trunk groups or access lines over which the call is routed, and the point at which the call enters the customer's network and;</p>	
	<p>(ii) If the customer has a mechanized system in place that calculated the PIU factor, then a description of that system and the methodology used to calculate the PIU factor must be furnished and any other pertinent information (such as but not limited to flowcharts, source code, etc.) relating to such system must also be made available.</p>	
	<p>(e) Jurisdictional Report Verification</p> <p>The customer will maintain records of call detail from which the jurisdictional determination is made. For verification purposes the Telephone Company may request that these records be made available for inspection and audit on not more than an annual basis. Such audit may be conducted by independent auditors if the Telephone Company and the customer, or the customer alone is willing to pay the expense.</p>	
	<p>6. Determination of Nonpremium and Premium Rates</p> <p>a. Rates are applied either as premium rates or nonpremium rates. Nonpremium rates are discounted access minute rates for measured or assumed access minutes.</p>	

VII. SWITCHED ACCESS SERVICE (Continued)

	The Local Transport Interconnection Charge, End Office Switching, Information Surcharge, and the Shared Trunk Port rates are applied either as premium rates or nonpremium rates. The Entrance Facility, Direct-Trunked Transport, Tandem-Switched Transport, multiplexing and EIS Cross Connect rate elements are not subject to premium and nonpremium rating.	
	<p>The specific application of these rates for a customer is dependent upon the Switched Access Service and the availability of equal access capabilities in the end office to which the service is provided.</p> <p>(1) The following rules provide the basis for applying the rates and charges:</p> <p>(a) Premium rates apply to all:</p>	
	(b) FGC, FGD, BSA-C and BSA-D access minutes,	
	FGA, FGB, BSA-A and BSA-B access minutes that originate from or terminate at end offices or entry switches equipped with equal access (i.e., FGD or BSA-D) capabilities, except those end offices subtending a centralized Telephone Company equal access tandem where the use of a 101XXXX access code is not available,	
	(c) 500, Toll Free, and 900 access minutes that originate from end offices equipped with equal access (i.e., FGD or BSA-D) capabilities,	
	(d) all originating and terminating access minutes where the service is provided to AT&T, and	
	(e) all switched access minutes of use that originate or terminate at a Mobile Telephone Switching Office (MTSO) directly interconnected to a Telephone Company access tandem office or to an equal access type end office.	
	When an end office is converted to an equal access end office, the FGA, FGB, BSA-A and BSA-B customers will have the choice of converting existing services to equal access (i.e., FGD and BSA-D) at no charge, as set forth in <i>VII.E.4.e.</i> or retaining the existing services. Except for those end offices set forth in (b), premium rates will apply to the total access minutes beginning on the actual conversion date, whether the customer chooses to convert to FGD or BSA-D or retain existing services. Existing FGC or BSA-C service must be converted to FGD or BSA-D service when an end office is converted to equal access.	
	(2) Nonpremium usage rates apply to all FGA, FGB, BSA-A or BSA-B access minutes (measured or assumed) and all 500 Access Service, Toll Free Access Service and 900 Access Service access minutes that originate from or terminate at end offices not equipped with equal access capabilities, except where the service is provided to AT&T. Nonpremium rates also apply to all FGA, FGB, BSA-A and BSA-B access minutes originating from or terminating to an end office subtending a centralized Telephone Company equal access tandem where the use of a 101XXXX access code is not available. All minutes of use originating from or terminating to offices in Indiana using alternate technologies for equal access within a Centralized Equal Access tandem network described in Section XVI. will be charged nonpremium rates.	

VII. SWITCHED ACCESS SERVICE (Continued)

Where originating and/or terminating measurement capability does not exist for FGA, FGB, BSA-A or BSA-B provided to an entry switch, the number of access minutes that will be assumed are as set forth in Section VII.F..	
<p>b. Transition Billing Arrangement</p> <p>(1) When FGA, FGB, BSA-A or BSA-B Switched Access Service provided to an entry switch (i.e., dial tone office for FGA or BSA-A and Telephone Company access tandem for FGB or BSA-B) has usage originating from and/or terminating at both end offices that have been converted to equal access and end offices that have not been converted, the premium and nonpremium rates will apply in the following manner:</p>	
<p>(2) All access minutes that originate from or terminate at the equal access end office(s) will be billed at premium rates. Access minutes that originate from or terminate at end offices not equipped with equal access capabilities, and those end offices subtending a centralized Telephone Company equal access tandem as specified in a.(2), hereinafter, referred to as nonpremium access minutes, will continue to be billed at nonpremium rates. Nonpremium usage rates will apply as follows depending on the type of service.</p>	
<p>(3) The number of non-premium access minutes to be billed at nonpremium rates is derived by subtracting the number of premium rated access minutes from the total number of access minutes.</p>	
<p>(4) The number of access minutes to be rated as premium access minutes is determined as follows:</p>	
Where end office specific usage data is available, premium rates apply to the measured access minutes originating from or terminating at the equal access end office(s) excluding access minutes originating or terminating at end offices subtending a centralized Telephone Company equal access tandem as specified in a.(2).	
Where measurement capability does not exist and/or end office specific usage data is not available, originating and/or terminating usage will be apportioned between premium and nonpremium usage as described following:	
<p>(5) The usage to be apportioned will be the recorded usage or the assumed usage for FGA, FGB, BSA-A and BSA-B. Such apportionment will be based on the ratio of the number of subscriber lines in the access area (i.e., local calling area, or end offices subtending the Telephone Company access tandem, as appropriate) of the entry switch that are served by equal access end offices to the total number of subscriber lines in that access area. For purposes of this apportionment, lines served by end offices subtending a centralized Telephone Company equal access tandem in which the use of a 101XXXX access code is not available will not be included in the count of equal access lines for billing of access minutes. The ratio thus developed is applied to the total measured or assumed originating FGA or BSA-A usage, terminating FGA or BSA-A usage, originating FGB or BSA-B usage or terminating FGB or BSA-B usage, as applicable, to determine the usage to be billed at premium rates.</p>	

VII. SWITCHED ACCESS SERVICE (Continued)

<p>The ratios used to determine the premium usage, as set forth in (4) above, will be updated on a quarterly basis and provided to the customer with the last bill rendered for the preceding quarter or mailed separately within five (5) working days after the first day of the new quarter. Information regarding the data used to derive the ratios will be provided to the customer upon reasonable request.</p>	
<p>(6) For purposes of administering this provision: 1.) subscriber lines are defined as exchange service lines, Centrex lines and Centrex-type lines provided by the Telephone Company under its local and/or general exchange service tariff; 2.) the access area is defined as the local calling area of the dial tone office for originating and terminating FGA or BSA-A, and all end offices subtending the Telephone Company access tandem for originating and terminating FGB or BSA-B; and 3.) the local calling area of the dial tone office is as defined in the Telephone Company's local and/or general exchange service tariff.</p>	
<p>7. Minimum Periods and Charges</p> <p>a. Minimum Periods</p> <p>Switched Access Service is provided for a minimum period of one (1) month.</p>	
<p>b. Minimum Monthly Charge</p> <p>Switched Access Service is subject to a minimum monthly charge. The minimum charge applies for the total capacity of service provided.</p>	
<p>For all Switched Access Arrangements, the minimum monthly charge is the sum of the Local Switching, Local Transport and Information Surcharge charges set forth in VII.F. and the Carrier Common Line charges set forth in IV.G. for the measured or assumed usage for the month.</p>	
<p>8. Application of Rates for FGA and BSA-A Extension Service</p> <p>When a FGA or BSA-A extension service is provided with additional terminations of the service at different building(s) in the same or a different Local Serving Area, the FGA or BSA-A extensions within the Local Serving Area are provided and charged for under the Telephone Company's local and/or general exchange service tariffs, and the FGA or BSA-A extensions in different Local Serving Areas are provided and charged for as Special Access Service. The applicable rate elements which may apply are: A Voice Grade Circuit Termination, Circuit Mileage, and Signaling Capability (optional features and functions). All appropriate monthly rates and nonrecurring charges set forth in VIII.E.6. following will apply.</p>	

VII. SWITCHED ACCESS SERVICE (Continued)

9. Application of Rates for Extended FGA and BSA-A Terminating Service	
a. For calls established on a 1+ or expanded seven (7) digit measured calling basis, outside the specific FGA or BSA-A Access Area, however inside the LATA, in conjunction with terminating FGA or BSA-A traffic to an end office, the following rates apply:	
- for each access minute, the rates per access minute for Local Switching and the Information Surcharge.	
- for each access minute, the Tandem-Switched Transport Facility rate per access minute per airline mile and the Tandem-Switched Transport-Termination per access minute per termination.	
When the serving wire center of the customer's premises is the dial tone office, the Tandem-Switched Transport-Facility rate is applicable and mileage is measured from the serving wire center (i.e., the dial tone office) of the customer's premises to the end office.	
When the serving wire center of the customer's premises is not the dial tone office, the Direct-Trunked Transport rate is applicable for mileage measured between the serving wire center of the customer's premises and the dial tone office. The Tandem-Switched Transport-Facility rate is applicable for mileage measured between the dial tone office and the end office.	
The Tandem-Switching rate is not applicable for Extended FGA or BSA-A terminating traffic.	
Where the FGA or BSA-A call terminates at an end office equipped with Equal Access, premium usage rates apply. Where the FGA or BSA-A call terminates at an end office not equipped with Equal Access, non-premium usage rates apply.	
b. When FGA or BSA-A terminating traffic is extended outside the LATA, Switched Access rate elements will be billed to the FGA or BSA-A customer for the terminating interLATA access function provided via the FGA or BSA-A connection, and Switched Access rate elements will be billed to the IC providing the interLATA service to the FGA or BSA-A customer for the originating interLATA access function.	
c. Rates for FGA and BSA-A calls terminated to NXXs outside the FGA or BSA-A Access Area as set forth in the preceding paragraphs are in addition to the applicable FGA and BSA-A rates charged within the FGA or BSA-A Access Area for each such call.	

VII. SWITCHED ACCESS SERVICE (Continued)

<p>10. Network Blocking Charge for Feature Group D and BSA-D</p> <p>In the event that a customer's FGD or BSA-D trunk group blocking threshold stated below is exceeded, the customer will be notified by the Telephone Company to increase its capacity (busy hour minutes of capacity or quantities of trunks) when excessive trunk group blocking occurs on groups carrying FGD or BSA-D traffic and the measured access minutes for that hour exceed the capacity purchased. The blocking thresholds are predicted on time consistent, hourly measurements over a thirty (30) day period excluding Saturdays, Sundays and national holidays. If the order for additional capacity has not been received by the Telephone Company within fifteen (15) days of the notification, the Telephone Company will bill the customer, at the rate set forth in <i>VII.E.8.</i>, for each overflow in excess of the blocking threshold when 1.) the average "30 day period" overflow exceeds the threshold level for any particular hour and 2.) the "30 day period" measured average originating or two-way usage for the same clock hour exceeds the capacity ordered.</p> <p><u>Blocking Thresholds</u></p> <table> <tr> <th><u>Trunks in Service</u></th><th><u>1%</u></th><th><u>1/2%</u></th></tr> <tr> <td>1-2</td><td>.070</td><td>.045</td></tr> <tr> <td>3-4</td><td>.050</td><td>.035</td></tr> <tr> <td>5-6</td><td>.040</td><td>.025</td></tr> <tr> <td>7 or greater</td><td>.030</td><td>.020</td></tr> </table> <p>The one percent (1%) blocking threshold is for transmission paths carrying traffic direct (without an alternate route) between an end office and a customer's premises. The one-half percent (1/2%) blocking threshold is for transmission paths carrying first routed traffic between an end office and a customer's premises via a Telephone Company access tandem.</p>			<u>Trunks in Service</u>	<u>1%</u>	<u>1/2%</u>	1-2	.070	.045	3-4	.050	.035	5-6	.040	.025	7 or greater	.030	.020
<u>Trunks in Service</u>	<u>1%</u>	<u>1/2%</u>															
1-2	.070	.045															
3-4	.050	.035															
5-6	.040	.025															
7 or greater	.030	.020															
<p>11. Shared Use Facilities</p> <p>When a Special Access service and Switched Access service is provided over the same Wideband Analog or High Capacity facility through a common interface, the facility will be considered as part of the Special Access Service, and will be ordered, provided, and rated as set forth in <i>VIII.B.5.</i> following.</p>																	
<p>Switched Access Service rates and charges will apply for each channel of the shared use facility that is used to provide a switched access service.</p>																	

VII. SWITCHED ACCESS SERVICE (Continued)

<p>12. CCS7 Access Service</p> <p>CCS7 Access Service as described in <i>VII.B.7.</i>, connecting a customer's STPs to Telephone Company STPs, requires four (4) STP Port Terminations and four (4) Dedicated Switched Access Facilities. CCS7 Access Service connecting customer Signaling or Service Switching Points to Telephone Company STPs requires two (2) STP Port Terminations and two (2) Dedicated Switched Access facilities.</p> <p>a. Dedicated Switched Access</p> <p>Dedicated Switched Access is composed of two (2) rate elements: Dedicated Switched Access Line (DSAL) and Dedicated Switched Access Transport (DSAT). The DSAL has a nonrecurring charge and monthly recurring charge. The DSAT has only a monthly recurring charge and is charged for on a per airline mile basis.</p>	
<p>b. STP Port Terminations</p> <p>The STP Port Terminations are charged both a nonrecurring charge and monthly recurring rate.</p>	
<p>When a new mated RSTP/STP pair partially or fully replaces an existing mated RSTP/STP pair; Switched Access Ordering charges, DSAL nonrecurring charges, and RSTP/STP Port Termination charges will not apply to service rearrangements to discontinue Dedicated Switched Access connections at the existing pair and reestablish Dedicated Switched Access connections at the new mated RSTP/STP pair.</p>	
<p>c. SS7 Transport</p> <p>SS7 Transport is provided at a flat rated non-distance sensitive rate as set forth in <i>VII.F.18.</i>. The transport rate will apply per segment between each local and/or primary STP location.</p>	
<p>13. Switched Access Cross Connect</p> <p>The Switched Access Cross Connect charge provides the communications path between Telephone Company provided Switched Access Services and a customer's transmission equipment and facilities where the customer is provided EIS as defined in Section <i>XVIII.</i>. The DS0 Cross Connect arrangement may connect directly to a Telephone Company provided Switched Access Voiceband Direct Trunked Transport. The DS1 Cross Connect arrangement may connect directly to Telephone Company provided Switched Access Services at a DS1 interface, to DS1 Direct Trunked Transport, or to a Telephone Company provided DS1 multiplexing arrangement. The DS3 Cross Connect arrangement may connect directly to DS3 Direct Trunked Transport or a Telephone Company provided DS3 to DS1 multiplexing arrangement. When a DS3 Direct Trunked Transport or Cross Connect arrangement is requested for connection to Switched Access Services, a DS3/DS1 multiplexing arrangement is required. The Cross Connect charge applies per DS1 or DS3 connection. Rates for DS1 and DS3 Cross Connect arrangements are listed in <i>VII.F.14.</i>.</p>	

VII. SWITCHED ACCESS SERVICE (Continued)

<p>14. Tandem Switch Signaling (TSS)</p> <p>TSS will be provided via FGD or BSA-D Switched Access, 500 SAC Access, or 900 SAC Access services with either multifrequency (MF) address signaling or SS7 Out of Band Signaling. TSS is available with originating calling only, terminating calling only, or, where available, two-way calling trunks. TSS two-way calling trunks are only available from end offices where the switch technology is capable of measuring the terminating usage on two-way TSS equipped trunks. Where the end office switch technology is not capable of measuring terminating usage on two-way calling TSS equipped trunks, the customer must order originating calling only and/or terminating calling only trunks for use with TSS.</p>	
<p>Switched Access connections to the customer's access tandem location(s) shall be via Direct-Trunked Transport, Entrance Facility, and/or a customer's transmission equipment and facilities using DS1 or DS3 Cross Connect arrangement where the customer is provided Expanded Interconnection Service as described in Section XVIII. The Switched Access Entrance Facility provides the facility, including interface arrangement, between the point of termination at the customer designated location and the Telephone Company's serving wire center. Direct-Trunked Transport provides the interoffice facilities dedicated to a single customer between the serving wire center and end offices. TSS is not available via a Telephone Company access tandem. The facilities ordered by the customer for connectivity from the customer's access tandem to an IC's CDL is provided via Special Access facilities as described in Section VIII..</p> <ul style="list-style-type: none">- For originating usage the owner of the carrier identification code will be billed for all usage.	
<ul style="list-style-type: none">- For terminating usage all associated Switched Access charges are the responsibility of the TSS customer. At the TSS customer's request, the Telephone Company will bill each of the TSS customer's users directly for their respective usage, if the TSS customer agrees to furnish the Telephone Company, free of charge, the call detail information necessary to bill its users. This call detail information must be provided daily for the previous day's usage in industry standard format (i.e., 1101-20 Expanded Message Record format with end office level detail). The information must be provided by either electronic transmission or magnetic tape as specified by the Telephone Company.	
<p>If the TSS customer fails to provide the call detail information or fails to provide the information in the required format within thirty (30) days from the call activity date, then the TSS customer will be billed for that day's usage. Where the total usage measured by the Telephone Company differs from the total amount of usage provided by the TSS customer's call detail information, the Telephone Company will work cooperatively with the customer to resolve the discrepancies.</p>	
<p>The TSS customer must retain documentation in support of the billing information for a period of fifteen months after submission of the billing tapes to the Telephone Company. The Telephone Company reserves the right to audit billing tape information upon thirty (30) days' notice to the TSS customer. In the event of a discrepancy, if final agreement cannot be reached, charges will be billed based on the results of the audit.</p>	

VII. SWITCHED ACCESS SERVICE (Continued)

<p>15. Basic Service Elements (BSEs)</p> <p>Recurring rates and charges for Basic Service Elements (BSEs) in <i>VII.B.13.</i> are applied on a premium or nonpremium basis as discussed in <i>VII.E.6.</i>. The ASR Ordering Charge will not apply when a customer orders BSEs in conjunction with the establishment of a Basic Serving Arrangement (BSA) or the conversion of a feature group to a BSA. The ASR Ordering Charge will apply to changes to or additions of BSEs associated with an established BSA. The application of monthly recurring charges or usage rates to BSEs are as follows.</p> <p>a. Alternate Traffic Routing – BSE</p> <p>Premium and nonpremium nonrecurring charges in <i>VII.F.</i> apply per trunk group equipped.</p>	
<p>b. Automatic Number Identification (SNI) – (BSE)</p> <p>Rates in <i>VII.F.</i> apply per ANI attempt.</p>	
<p>c. User Transfer - BSE</p> <p>Monthly recurring charges in <i>VII.F.</i> apply per line arranged.</p>	
<p>d. Hunt Group Arrangement - BSE</p> <p>Premium and nonpremium monthly recurring charges in <i>VII.F.</i> apply per line equipped.</p>	
<p>e. Queuing – BSE</p> <p>Premium and nonpremium monthly recurring charges in <i>VII.F.</i> apply per group equipped.</p>	
<p>f. Uniform Call Distribution – BSE</p> <p>Premium and nonpremium monthly recurring charges in <i>VII.F.</i> apply per line equipped.</p>	
<p>g. Simplified Message Desk Interface (SMDI) – BSE</p> <p>Premium and nonpremium monthly recurring charges in <i>VII.F.</i> apply per DNAL.</p>	
<p>h. Premier Messaging Services Interface (PMSI) aka Inter-Switch Voice Messaging (SVM) – BSE</p> <p>Monthly recurring charges as shown in <i>VII.F.</i> apply.</p>	
<p>i. Signaling System 7 Message Waiting Indicator (SS7MWI) Signaling Service – BSE</p> <p>Monthly recurring charges as shown in <i>VII.F.</i> apply.</p>	
<p>j. Caller Identification Parameter (CIP) – BSE</p> <p>Monthly recurring and non-recurring charges as shown in <i>VII.O.</i> apply.</p>	

VII. SWITCHED ACCESS SERVICE (Continued)

<p>k. Remote Call Forwarding – BSE</p> <p>Premium and nonpremium monthly recurring charges in <i>VII.F.</i> apply per line.</p>	
<p>l. Direct Inward Dialing (DID) – BSE</p> <p>Monthly recurring charges as shown in <i>VII.F.</i> apply.</p>	
<p>m. Billed Number Screening (BNS) – BSE</p> <p>Monthly recurring charges in <i>VII.F.</i> apply per line.</p>	
<p>n. Digital Channel Service (DSC) – BSE</p> <p>Provided on an Individual Case Basis (ICB) with BSA-D.</p>	
<p>o. Answer Supervision – BSE</p> <p>Monthly recurring charges as shown in <i>VII.F.</i> apply per line.</p>	
<p>16. <i>Carrier Identification Parameter (CIP)</i></p> <p>The Carrier Identification Parameter (CIP) provides for the transmission of the Carrier Identification Code (CIC) or the access code 101XXXX to the customer with the Initial Address Message (IAM). CIP will be populated by a 4-digit CIC at the rates shown in <i>VII.F. 15.</i>. The monthly recurring rate is applicable per trunk. The nonrecurring charge is applicable per CIC, per trunk group. The nonrecurring charge has two (2) rate levels. There is a nonrecurring charge applicable to trunk groups direct to the access tandem and a nonrecurring charge applicable to trunk groups direct to an end office.</p>	
<p>F. <u>Switched Access Rates and Charges</u></p>	
<p>1. <i>(Reserved for Future Use)</i></p>	
<p>2. <i>(Reserved for Future Use)</i></p>	
<p>3. <i>(Reserved for Future Use)</i></p>	
<p>4. <i>(Reserved for Future Use)</i></p>	
<p>5. <i>(Reserved for Future Use)</i></p>	
<p>6. <i>(Reserved for Future Use)</i></p>	
<p>7. <i>(Reserved for Future Use)</i></p>	
<p>8. <i>(Reserved for Future Use)</i></p>	

VII. SWITCHED ACCESS SERVICE (Continued)

9. <i>(Reserved for Future Use)</i>	
10. <i>(Reserved for Future Use)</i>	
11. <i>(Reserved for Future Use)</i>	
12. <i>(Reserved for Future Use)</i>	

VII. SWITCHED ACCESS SERVICE

13. Washington

a. Local Switching – Bundled (EOSB)

Local Switching – Bundled (EOSB):

	Premium 8YY Rate Local Switching <u>Per Access</u> <u>Minute</u>	Premium Non- 8YY Rate Local Switching <u>Per Access</u> <u>Minute</u>	Nonpremium 8YY Rate Local Switching <u>Per Access</u> <u>Minute</u>	Nonpremium Non-8YY Rate Local Switching <u>Per Access</u> <u>Minute</u>
Originating	\$.0018654	\$.0018654	\$.0008394	\$.0008394
Terminating	\$.0000000	\$.0000000	\$.0000000	\$.0000000

Local Switching – Unbundled (EOSU) – Circuit Switched Line:

	Premium 8YY Rate Local Switching <u>Per Access</u> <u>Minute</u>	Premium Non- 8YY Rate Local Switching <u>Per Access</u> <u>Minute</u>	Nonpremium 8YY Rate Local Switching <u>Per Access</u> <u>Minute</u>	Nonpremium Non-8YY Rate Local Switching <u>Per Access</u> <u>Minute</u>
Originating	\$.0018654	\$.0018654	\$.0008394	\$.0008394
Terminating	\$.0000000	\$.0000000	\$.0000000	\$.0000000

Local Switching – Unbundled (EOSU) – Circuit Switched Trunk:

	Premium 8YY Rate Local Switching <u>Per Access</u> <u>Minute</u>	Premium Non- 8YY Rate Local Switching <u>Per Access</u> <u>Minute</u>	Nonpremium 8YY Rate Local Switching <u>Per Access</u> <u>Minute</u>	Nonpremium Non-8YY Rate Local Switching <u>Per Access</u> <u>Minute</u>
Originating	\$.0018654	\$.0018654	\$.0008394	\$.0008394
Terminating	\$.0000000	\$.0000000	\$.0000000	\$.0000000

(T)

(T)

VII. SWITCHED ACCESS SERVICE (Continued)

b. Information Surcharge					(T)
	Premium 8YY Rate Information Surcharge <u>Per</u> <u>Access Minute</u>	Premium Non- 8YY Rate Local Switching <u>Per</u> <u>Access Minute</u>	Nonpremium 8YY Rate Information Surcharge <u>Per</u> <u>Access Minute</u>	Nonpremium Non-8YY Rate Information Surcharge <u>Per</u> <u>Access Minute</u>	
Originating	\$.0000000	\$.0000000	\$.0000000	\$.0000000	
Terminating	\$.0000000	\$.0000000	\$.0000000	\$.0000000	(T)

c. Entrance Facility – 2-Wire and 4-Wire Voicegrade				
	Service Installation Charge <u>Per Entrance Facility</u>	Premium Rate Information Surcharge <u>Per Access Minute</u>	Nonpremium Rate Information Surcharge <u>Per Access Minute</u>	
	\$200.00	\$26.51	\$34.50	

d. Entrance Facility – DS1			
	Service Installation Charge <u>Per Entrance Facility</u>	Entrance Facility – DS1 <u>Monthly Rate</u>	
	\$450.00	\$354.00	

e. Entrance Facility – DS3			
	Service Installation Charge <u>Per Entrance Facility</u>	Entrance Facility – DS3 <u>Monthly Rate</u>	
	\$1,000.00	\$7.171.36	

TRANSMITTAL NO. 6

VII. SWITCHED ACCESS SERVICE

f. Direct-Trunked Transport - Voicegrade			
	Direct-Trunked Transport – Mileage Voicegrade <u>Per Mile, Per Month</u>	Direct-Trunked Transport – Fixed Voicegrade <u>Per Facility</u>	
	\$4.20	\$27.01	
g. Direct-Trunked Transport – DS1			
	Direct-Trunked Transport – Mileage DS1 <u>Per Mile, Per Month</u>	Direct-Trunked Transport – Fixed DS1 <u>Per Facility</u>	
	\$39.00	\$59.00	
h. Direct-Trunked Transport – DS3			
	Direct-Trunked Transport – Mileage DS3 <u>Per Mile, Per Month</u>	Direct-Trunked Transport – Fixed DS3 <u>Per Facility</u>	
	\$200.00	\$830.00	
i. Direct-Trunked Port			
	End Office Dedicated Trunk Port-Voicegrade <u>Monthly Rate, Per Channel</u>	End Office Dedicated Trunk Port – DS1 <u>Monthly Rate, Per Channel</u>	
Originating	\$40.00	\$18.00	
Terminating	\$0.00	\$0.00	
	Access Tandem Dedicated Trunk Port-Voicegrade <u>Monthly Rate, Per Channel</u>	Access Tandem Dedicated Trunk Port – DS1 <u>Monthly Rate, Per Channel</u>	
	\$15.15	\$6.00	

VII. SWITCHED ACCESS SERVICE

j. Shared Trunk Port			(T) (T)
	Shared Trunk Port Per Access Minute		
Originating 8YY	\$.0014377		
Originating Non-8YY	\$.0014377		
Terminating	\$.0000000		
k. Shared Multiplexing			(T) (T)
	Shared Multiplexing Per Access Minute		
Originating 8YY	\$.0000000		
Originating Non-8YY	\$.0000000		
Terminating – End Office	\$.0000000		
Terminating – 3 rd Party	\$.0000000		
l. Tandem-Switched Transport – Facility			(T) (T)
	Tandem-Switched Transport-Facility Per Access Minute, Per Airline Mile		
Originating 8YY	\$.0000020		
Originating Non-8YY	\$.0000020		
Terminating – End Office	\$.0000000		
Terminating – 3 rd Party	\$.0000020		
m. Tandem-Switched Transport – Termination			(T) (T)
	Tandem-Switched Transport-Termination Per Access Minute, Per Airline Mile		
Originating 8YY	\$.0000000		
Originating Non-8YY	\$.0000000		
Terminating – End Office	\$.0000000		
Terminating – 3 rd Party	\$.0000000		

TRANSMITTAL NO. 6

VII. SWITCHED ACCESS SERVICE

n. Tandem Switching Rate		
	Tandem-Switching Rate <u>Per Access Minute</u>	
Originating Non-8YY	\$.0036642	(T)
Terminating – End Office	\$.0000000	
Terminating – 3 rd Party	\$.0036642	
n1. 8YY Joint Tandem Switched Transport Rate		(N)
	8YY Joint Tandem Switched Transport Rate <u>Per Access Minute</u>	
Originating	\$.0010000	(N)

TRANSMITTAL NO. 6

VII. SWITCHED ACCESS SERVICE (Continued)

Interconnection Rate				(T)
Premium Rate:				
	Telephone Company Provided Transport Per Originating <u>Access Minute</u>		Telephone Company Provided Transport Per Terminating <u>Access Minute</u>	
	\$.0000000		\$.0000000	
Nonpremium Rate:				
	Telephone Company Provided Transport Per Originating <u>Access Minute</u>		Telephone Company Provided Transport Per Terminating <u>Access Minute</u>	
	\$.0000000		\$.0000000	
Premium Rate:				
	Per EIS Originating 8YY and Non-8YY <u>Access Minute</u>		Per EIS Terminating <u>Access Minute</u>	
	\$.0000000		\$.0000000	
Nonpremium Rate:				
	Per EIS Originating 8YY and Non-8YY <u>Access Minute</u>		Per EIS Terminating <u>Access Minute</u>	
	\$.0000000		\$.0000000	
a. Multiplexing				(T)
	<u>DS1 to Voice</u>		<u>DS3 to DS1</u>	
Service Installation	Monthly	Service Installation	Monthly	
<u>Charge</u>	<u>Rate</u>	<u>Charge</u>	<u>Rate</u>	
\$800.00	\$201.50	\$450.00	\$500.00	

TRANSMITTLA NO. 6

VII. SWITCHED ACCESS SERVICE

b. Miscellaneous Switched Access Rates and Charges			(R)
Toll Free Data Base Query Service - Per Query	\$.004248		
	<u>Per ASR</u>		
ASR Ordering Charge	\$74.46		
	<u>Per Call</u>		
FGD and BSA-D Blocking Charge	\$.01		
	<u>1st NXX</u>	<u>Each Add'l NXX</u>	
900 NXX Translation Nonrecurring Charge Per ASR/Per End Office	\$24.74	\$2.40	
500 NXX Translation Nonrecurring Charge Per ASR/Per End Office	\$21.00 NW51X	\$11.00 NW5AX	
c. Basic Service Elements (BSEs)			
(1) Alternate Traffic Routing – BSE			
	Premium Nonrecurring Rate Per Trunk Group <u>Equipped</u>	Nonpremium Nonrecurring Rate Per Trunk Group <u>Equipped</u>	
	\$68.91	\$31.01	
(2) Automatic Number Identification – (ANI) – BSE			
	Rate <u>Per ANI Attempt</u>		
	\$0.0001500		
(3) User Transfer - BSE			
	Monthly Rate <u>Per Line Arranged</u>		
	\$1.15		

TRANSMITTAL NO. 6

VII. SWITCHED ACCESS SERVICE (Continued)

(4) Hunt Group Arrangement - BSE					
<table><tr><td>Premium Monthly Rate Per Line Equipped</td><td>Nonpremium Monthly Rate Per Line Equipped</td></tr><tr><td>\$0.07</td><td>\$0.03</td></tr></table>	Premium Monthly Rate Per Line Equipped	Nonpremium Monthly Rate Per Line Equipped	\$0.07	\$0.03	
Premium Monthly Rate Per Line Equipped	Nonpremium Monthly Rate Per Line Equipped				
\$0.07	\$0.03				
(5) Queuing - BSE					
<table><tr><td>Premium Monthly Rate Per Group Equipped</td><td>Nonpremium Monthly Rate Per Group Equipped</td></tr><tr><td>\$4.77</td><td>\$2.15</td></tr></table>	Premium Monthly Rate Per Group Equipped	Nonpremium Monthly Rate Per Group Equipped	\$4.77	\$2.15	
Premium Monthly Rate Per Group Equipped	Nonpremium Monthly Rate Per Group Equipped				
\$4.77	\$2.15				
(6) Uniform Call Distribution - BSE					
<table><tr><td>Premium Monthly Rate Per Line Equipped</td><td>Nonpremium Monthly Rate Per Line Equipped</td></tr><tr><td>\$5.13</td><td>\$2.31</td></tr></table>	Premium Monthly Rate Per Line Equipped	Nonpremium Monthly Rate Per Line Equipped	\$5.13	\$2.31	
Premium Monthly Rate Per Line Equipped	Nonpremium Monthly Rate Per Line Equipped				
\$5.13	\$2.31				
(7) Simplified Message Desk Interface (SMDI) - BSE					
<table><tr><td>Premium Monthly Rate Per DNAL</td><td>Nonpremium Monthly Rate Per DNAL</td></tr><tr><td>\$223.19</td><td>\$100.44</td></tr></table>	Premium Monthly Rate Per DNAL	Nonpremium Monthly Rate Per DNAL	\$223.19	\$100.44	
Premium Monthly Rate Per DNAL	Nonpremium Monthly Rate Per DNAL				
\$223.19	\$100.44				
(8) Premier Messaging Services Interface (PMSI)					
<table><tr><td>Monthly Rate Per Arrangement</td></tr><tr><td>\$500.00</td></tr></table>	Monthly Rate Per Arrangement	\$500.00			
Monthly Rate Per Arrangement					
\$500.00					
(9) Signaling System 7 Message Waiting Indicator (SS7MWI) Signaling Service					
<table><tr><td>Monthly Rate Per Messaging Arrangement</td></tr><tr><td>\$500.00</td></tr></table>	Monthly Rate Per Messaging Arrangement	\$500.00			
Monthly Rate Per Messaging Arrangement					
\$500.00					

VII. SWITCHED ACCESS SERVICE (Continued)

(10)Remote Call Forwarding - BSE				
	Premium Monthly Rate Per Line	Nonpremium Monthly Rate Per Line		
	\$1.67	\$0.75		
(11)Direct Inward Dialing (DID) - BSE				
	Monthly Rate Per DID Term	Monthly Rate Per Block of 20 Numbers		
	\$12.27	\$3.32		
(12)Billed Number Screening (BNS) - BSE				
	Monthly Rate Per Line			
	\$6.34			
(13)Answer Supervision - BSE				
	Monthly Rate Per Line			
	\$6.34			
14. Switched Access Assumed Minutes of Use				
	Originating Only	Terminating Only	2-Way	
FGA and BSA-A	2493	2210	4703	
FGB and BSA-B	5042	5042	5042	
15. Carrier Identification Parameter (CIP)				
State	DS0 Monthly Rate	DS1 Monthly Rate	DS2 Monthly Rate	
Washington	2.12	4.66	34.09	

VII. SWITCHED ACCESS SERVICE (Continued)

16. CCS7 Access Service – Dedicated Switched Access				
a. 56 Kbps Digital Facilities				
<u>Jurisdiction</u>	Non-Recurring Charge-Per CIC, Per End Office Direct Trunk <u>Group</u>	Non-Recurring Charge-Per CIC, Per Access Tandem Direct Trunk <u>Group</u>	Monthly Recurring Charge Per Trunk	
Washington	80.00	1,120.00	.46	
b. High Capacity Digital DS1 (1.544 Mbps) Facilities				
<u>Jurisdiction</u>	Dedicated Switched Access Transport (Per Airline Mile) <u>Monthly Rate</u>	<u>Dedicated Switched Access Line</u> Nonrecurring <u>Charge</u>	<u>Monthly Rate</u>	
Washington	17.79	1,500.00	312.55	
17. CCS7 Access Service – RSTP or STP Port Termination				
<u>Jurisdiction</u>	Nonrecurring <u>Charge</u>	Monthly <u>Rate</u>		
Washington	54.00	639.00		
18. CCS7 Access Service – SS7 Transport				
<u>Jurisdiction</u>	Primary STP to Primary STP <u>Monthly Rate</u>	Primary STP to Any Local STP <u>Monthly Rate</u>		

VIII. SPECIAL ACCESS SERVICE*

<p>A. <u>Provision of Special Access Service</u></p> <p>Special Access Service provides a dedicated transmission path to connect customer designated premises¹⁵, either directly or through a Telephone Company hub where bridging or multiplexing functions are performed or to connect a customer's transmission equipment and facilities using a DS1 or DS3 Cross Connect arrangement where the customer is provided Expanded Interconnection Service (EIS) as defined in Section XVIII.. Special Access Service may also be combined with Switched Access Services in the provision of a customer's interstate communications service (e.g., WATS, 800, 888 or WATS-type Services). Special Access Service includes all exchange access not utilizing Telephone Company central office switches.</p>	
<p>Certain Special Access Services listed in this section of the tariff may not be currently offered in all Telephone Company locations but may be provided upon customer request, on an individual case basis, if facilities can be made available with reasonable effort. The Telephone Company will work cooperatively with the Customer to provide the service on a timely basis.</p> <p>1. <i>Circuit types</i></p> <p>There are nine (9) types of circuits used to provide Special Access Services:</p> <ul style="list-style-type: none">- Metallic (MT)- Telegraph Grade (TG)- Voice Grade (VG)- Program Audio (AP)- Video Digital Transport Service TV-1 Analog (TV)- Wideband Analog (WA)- Wideband Data (WD)- Digital Data (DA)- High Capacity (HC)- LAN Extension Services (LES)	
<p>These circuits can be either analog or digital. Analog circuits are differentiated by frequency spectrum and bandwidth. Digital connections are differentiated by bit rate.</p>	
<p>Each of the nine (9) circuits has its own characteristics. All of the circuit types are subdivided by one (1) or more of the following:</p> <ul style="list-style-type: none">- Transmission specifications,- Bandwidth,- Speed (i.e., bit rate),- Spectrum	

* Pursuant to FCC 17-43, released April 28, 2017, ZiPLY Fiber has detariffed (1) TDM channel terminations for wire centers in competitive counties; (2) TDM transport charges; and (3) packet-based services. Terms and Conditions for detariffed services can be found in the Interstate Service guide and Pricelist.

¹⁵ Telephone Company Centrex CO-like switches are considered to be customer premises for purposes of this tariff.

VIII. SPECIAL ACCESS SERVICE (Continued)

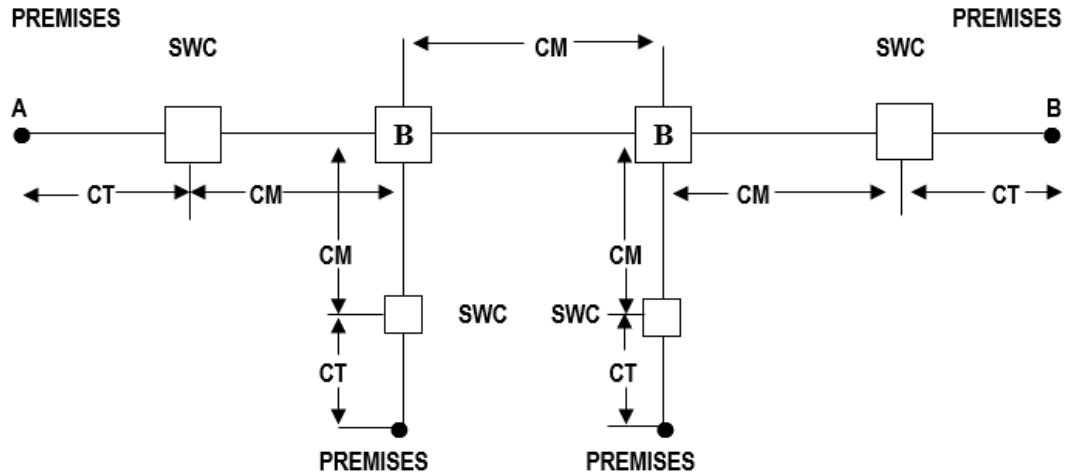
<p>The circuit descriptions set forth in this section specify the characteristics of the basic circuit and indicates whether the circuit is provided between customer designated premises or between a customer designated premises and a Telephone Company hub where bridging or multiplexing functions are performed, or between a customer designated premises and a Telephone Company WATS Serving Office.</p>	
<p>Customers can order a basic circuit and select from a list of available technical specifications packages (customized or predefined), channel interfaces, and optional features to design a circuit which meets the Customer's specific communications needs. For purposes of ordering circuits, each has been identified as a type of Special Access circuit. However, such identification is not intended to limit a customer's use of the circuit, nor to imply that a circuit is limited to a particular use.</p>	
<p>The optional features and functions available with each type of basic circuit are included in the individual service description sections following. The optional features and functions information also indicates with which technical specifications packages they are available.</p>	
<p>When a customized circuit is ordered, the Telephone Company may determine that Additional Engineering is required to meet the customer's request for service. The customer will be notified whether Additional Engineering charges apply and will be given an estimate of the hours to be billed before any further action is taken on the order. Additional engineering charges are determined as set forth in IX.A. following.</p>	
<p>2. Service Configurations</p> <p>There are two (2) types of service configurations over which Special Access Services are provided: two-point service and multipoint service.</p> <p>a. Two-Point Service</p> <p>A two-point service connects two customer designated premises, either on a directly connected basis or through a hub where multiplexing functions are performed. A Voice Grade Special Access Circuit may be provided as a two-point service connecting an end user premise and a Telephone Company switch when Special Access is used in conjunction with Switched Access as set forth in VII.C.2.f. for Switched Access Interface Arrangements.</p>	
<p>All types of Special Access Service may be provided as two-point service.</p>	

VIII. SPECIAL ACCESS SERVICE (Continued)

<p>The following diagram depicts an example of a two-point Voice Grade service connecting two customer designated premises located fifteen (15) miles apart. The service is provided with the optional feature of C-Type conditioning.</p> <div style="text-align: center;"> <p>PREMISES PREMISES</p> <p>A SWC SWC B</p> <p>CT - Circuit Termination CM - Circuit Mileage SWC - Serving Wire Center</p> </div>	
<p>Applicable rate elements are:</p> <ul style="list-style-type: none"> - Circuit Termination (2 applicable) - Circuit Mileage (fixed rate plus rate per airline mile between SWC) - C-Type Conditioning Optional Feature 	
<p>In addition, a Special Access Surcharge and charges for additional Optional Features and Functions may apply.</p>	
<p>b. Multipoint Service</p> <p>Multipoint service connects three (3) or more customer designated premises through a Telephone Company hub (i.e., bridging locations). Only certain types of Special Access Service are provided as multipoint service. These are so designated in the Service Descriptions for the appropriate circuit.</p>	
<p>The circuit between hubs on a multipoint service is a mid-link. There is no limitation on the number of mid-links, but the use of more than three mid-links in tandem may degrade the quality of multi-point facilities.</p>	
<p>Multipoint service utilizing a customized technical specifications package, as set forth in <i>VIII.A.3.</i>, will be provided when technically possible.</p>	
<p>When ordering, the customer will specify the desired bridging hub(s). National Exchange Carrier Association Tariff FCC No. 5 identifies serving wire centers, hub locations and the type of bridging functions available.</p>	

VIII. SPECIAL ACCESS SERVICE (Continued)

The following diagram depicts an example of a Voice Grade multipoint service connecting four customer premises via two (2) customer specified bridging hubs.



CT - Circuit Termination
CM - Circuit Mileage
B - Bridging
SWC - Serving Wire Center

Applicable rate elements are:

- Circuit Termination (4 applicable)
- Circuit Mileage (5 sections-fixed rate plus rate per mile between SWC)
- Bridging Optional Features (6 applicable, i.e., each bridge port)

In addition, the Special Access Surcharge, Message Station Equipment Recovery Charge, and charges for other Optional Features and Functions may be applicable.

3. Technical Specifications Package

Information pertaining to the technical specifications packages indicates the transmission parameters that are available with each package. This information is included in each individual service description section in VIII.C. through VIII.J. following, in a matrix format with the transmission parameters listed down the left side and the packages listed across the top. Each package is identified by a code, e.g., VGC. The first two (2) letters of the code indicate the category of Special Access Service to which the parameters are applicable. These two (2) letter codes are shown above in parentheses following the category of Special Access Service.

VIII. SPECIAL ACCESS SERVICE (Continued)

<p>The letter "C" following the two letter code indicates the technical specifications package for a customized service. A numeric or alpha-numeric designation following the two letter code indicates the specific predefined package. For a customized service, the customer may select any parameters available with that category of service as long as the parameters are compatible. When appropriate, the Technical Reference which contains detailed specifications for the parameters is shown following the matrix.</p>			
<p>All services installed after the effective date of this tariff will conform to the transmission specification standards contained in this tariff or in the following Technical References for each category of service:</p> <table border="0" style="width: 100%;"> <tr> <td style="vertical-align: top; width: 50%;"> Metallic Telegraph Grade Voice Grade Program Audio Video Wideband Analog Wideband Data Digital Data High Capacity </td><td style="vertical-align: top; width: 50%;"> TR-NPL-000336 TR-NPL-000336 TR-NWT-000335, Issue 3 PUB 41004, Table 4 GR-337-CORE, Issue 1 GR-338-CORE, Issue 1 TR-NPL-000339 TR-NPL-000340 TR-NWT-000341, Issue 2 PUB 62310 GR-342-CORE-, Issue 1 GR-54-CORE, Issue 1 </td></tr> </table>	Metallic Telegraph Grade Voice Grade Program Audio Video Wideband Analog Wideband Data Digital Data High Capacity	TR-NPL-000336 TR-NPL-000336 TR-NWT-000335, Issue 3 PUB 41004, Table 4 GR-337-CORE, Issue 1 GR-338-CORE, Issue 1 TR-NPL-000339 TR-NPL-000340 TR-NWT-000341, Issue 2 PUB 62310 GR-342-CORE-, Issue 1 GR-54-CORE, Issue 1	
Metallic Telegraph Grade Voice Grade Program Audio Video Wideband Analog Wideband Data Digital Data High Capacity	TR-NPL-000336 TR-NPL-000336 TR-NWT-000335, Issue 3 PUB 41004, Table 4 GR-337-CORE, Issue 1 GR-338-CORE, Issue 1 TR-NPL-000339 TR-NPL-000340 TR-NWT-000341, Issue 2 PUB 62310 GR-342-CORE-, Issue 1 GR-54-CORE, Issue 1		
<p>The Telephone Company will maintain existing transmission specifications on services installed prior to the effective date of this tariff, except that existing services with performance specifications exceeding the standards listed in this provision will be maintained at the performance levels specified in this tariff.</p>			
<p>Customized technical specifications packages will be provided where technically feasible. If the Telephone Company determines that the requested parameter specifications are not compatible, the customer will be advised and given the opportunity to change the order.</p>			
<p>4. Channel Interfaces</p> <p>Channel interfaces at each point of termination on a two-point service may be symmetrical or asymmetrical. On a multipoint service they may also be symmetrical or asymmetrical, but communications can only be provided between compatible channel interfaces. Only certain channel interfaces are compatible. These are set forth in X. following, in a combination format.</p>			
<p>Only certain channel interface combinations are available with the predefined technical specifications packages. These are delineated in the Technical References set forth in VIII.A.3. preceding. When a customized circuit is requested, all channel interface combinations available with the specified type of service are available with the customized circuit.</p>			

VIII. SPECIAL ACCESS SERVICE (Continued)

<p>5. <i>Alternate Use</i></p> <p>Alternate Use occurs when a service is arranged by the Telephone Company so that the customer can select different types of transmission at different times. A customer may use a service in any privately beneficial manner. However, where technical or engineering changes are required to effectuate an alternate use, the Telephone Company will make such special arrangements available on an individual case basis.</p>	
<p>The arrangement required to transfer the service from one operation to the other (i.e., the transfer relay and control leads) will be rated and provided on an individual case basis and filed in Section <i>XIII.</i> Specialized Service or Arrangements. The customer will pay the stated tariff rates for the Access Service rate elements for the service ordered (i.e., Circuit Terminations, Circuit Mileage [as applicable] and Optional Features and Functions [if any]).</p>	
<p>6. <i>Special Facilities Routing</i></p> <p>A customer may request that the Special Access used be specially routed. The regulations, rates and charges for Special Facilities Routing are as set forth in Section <i>XII.</i> following.</p>	
<p>7. <i>Design Layout Report</i></p> <p>At the customer request, the Telephone Company will provide the make-up of the facilities and services provided under this tariff as Special Access Service to aid the customer in designing its overall service. The information will be provided to the customer at no charge in the form of a Design Layout Report and will be reissued or updated whenever the described facilities are materially changed.</p>	
<p>8. <i>Acceptance Testing</i></p> <p>At the customer's request, the Telephone Company will cooperatively test, at the time of installation and at no additional charge, the following parameters:</p> <p>a. For Voice Grade analog services, acceptance testing will include tests for loss, 3-tone slope, DC continuity, operational signaling, C-notched noise, and C-message noise as applicable according to the order for service. Voice Grade services acceptance testing will also include a balance (improved loss) test if the customer has ordered that optional feature.</p>	
<p>b. For services other than Voice Grade, acceptance tests will include tests for the parameters applicable to the service as specified by the customer in the order for service.</p>	
<p>In addition to the above tests, Additional Cooperative Acceptance Testing and Nonscheduled Testing, as described in <i>IX.D.</i> following, are available at the customer's request. All test results will be made available to the customer upon request.</p>	
<p>9. <i>Jurisdictional Determination</i></p> <p>a. Special Access circuits carrying exclusively interstate traffic will be provided in accordance with the applicable rules and regulations of this tariff.</p>	

VIII. SPECIAL ACCESS SERVICE (Continued)

When mixed interstate and intrastate Special Access Service is provided, the jurisdiction will be determined as follows:						
(1) If the customer's estimate of the interstate traffic on the circuit involved constitutes ten percent (10%) or less of the total traffic on that circuit, the circuit will be provided in accordance with the applicable rules and regulations of the appropriate intrastate tariff.						
(2) If the customer's estimate of the interstate traffic on the circuit involved constitutes more than ten percent (10%) of the total traffic on that circuit, the circuit will be provided in accordance with the applicable rules and regulations of this tariff.						
b. If a billing dispute arises or a regulatory commission questions the reported jurisdiction, the Telephone Company will ask the customer to provide the information the customer uses to determine the jurisdiction of the circuit. The customer shall supply the information within thirty (30) days of the Telephone Company request. The customer shall keep records of system design and functions from which the jurisdiction of its special access circuits can be ascertained. Upon request of the Telephone Company the customer shall make the records available for inspection as reasonably necessary for purposes of verification of the reported jurisdiction.						
c. Customer certification of the jurisdiction of special access circuits is accomplished by indicating the jurisdiction of the circuit (interstate or intrastate) on the Access Service Request. Customer certification of the jurisdiction of special access circuits in place as of the effective date of these revisions shall be provided to the Telephone Company in the form of written correspondence indicating the jurisdiction of each special access circuit.						
d. Customers reporting a change in the jurisdiction of special access circuits subject to individual case basis (ICB) rates and charges set forth in this tariff will not be subject to termination liability charges unless the change results in the termination of the service.						
10. <i>Interzone Service</i> Interzone Service provides the transmission facilities for DS1 and DS3 Special Access between two service areas within a state in association with two customer designated locations within different service areas. The Circuit Mileage will be applied as set forth under <i>VIII.B.1.b.</i>						
Interzone Service is available between the following service areas, where facilities and conditions permit. <table><tr><td><u>State</u></td><td><u>Location "A"</u></td><td><u>CLLI Code</u></td><td><u>Location "Z"</u></td><td><u>CLLI Code</u></td></tr></table> * Available for DS1 and DS3 Special Access Service Only ** Available for DS1 Special Access Service only # The Telephone Companies' Office	<u>State</u>	<u>Location "A"</u>	<u>CLLI Code</u>	<u>Location "Z"</u>	<u>CLLI Code</u>	
<u>State</u>	<u>Location "A"</u>	<u>CLLI Code</u>	<u>Location "Z"</u>	<u>CLLI Code</u>		

VIII. SPECIAL ACCESS SERVICE (Continued)

B. Rate Categories, Applications and Regulations

This section contains the specific regulations governing the rates and charges that apply for Special Access.

1. *Rate Categories*

The following rate categories apply to Special Access Service:

- Circuit Terminations
- Circuit Mileage
- Optional Features and Functions
- Non Recurring Charges
- Special Access Surcharge
- Special Access Cross Connect
- Term Payment Plan (TPP) – DS1
- Optional Payment Plan (OPP) – Fractional T1

These rate categories are described in Sections *VIII.B.1.a.* through *h.* following.

Additionally, rates and charges for Integrated Optical Service Riders may also apply to Special Access connected to Integrated Optical Service Riders as set forth in Section *XXIV.A.* following.

The following is the Telephone Company's Open Network Architecture (ONA) Special Access Basic Serving Arrangement which provides a cross-reference to the generic ONA product name.

Generic Name

The Telephone Company's Name

Dedicated Alert Transport

Alarm Signal Transport Service

The following is a list of the Telephone Company's Open Network Architecture (ONA) Special Access Basic Service Elements (BSEs) which provide a cross-reference to the generic ONA product names.

Generic Name

The Telephone Company's Name

Automatic Protection Switching
Bridging
Conditioning
Multiplexing – Digital 2000

Automatic Loop Transfer
Bridging
Conditioning
Multiplexing Arrangements

VIII. SPECIAL ACCESS SERVICE (Continued)

<p>a. Circuit Termination</p> <p>The Circuit Termination rate category provides for the communications path between a customer designated premises and the serving wire center of that premises. Included as part of the Circuit Termination is a standard channel interface arrangement which defines the technical characteristics associated with the type of facilities to which the access service is to be connected at the Point of Termination (POT) and the type of signaling capability, if any. The signaling capability itself is provided as an optional feature as set forth in c. following. One Circuit Termination charge applies per customer designated premises at which the circuit is terminated. This charge will apply even if the customer designated premises and the serving wire center are co-located in a Telephone Company building. Connection to Telephone Company provided DS1 or DS3 Circuit Terminations within a serving wire center for customers with EIS will require a Special Access Cross Connect arrangement as described in VIII.B.1.f.. Circuit Termination rates for DS3 High Capacity Services vary with the number of services and/or level of capacity as set forth in Section VIII.B.6. following.</p>	
<p>Rates for End User Circuit Terminations are subject to the rules governing Competitive and Non-Competitive Counties as discussed in Section XXII.B.. Where Competitive and Non-Competitive Rates are present the Circuit Termination consists of two different rate elements: an End User Circuit termination that serves the customer premises and an Interexchange Carrier (IC) Point of Presence (POP) that is collocated in a Company serving wire center. The customer will be charged for both the End User Circuit Termination and the IC Circuit Termination.</p>	
<p>b. Circuit Mileage</p> <p>The Circuit Mileage rate category provides for the end office equipment and transmission facilities between serving wire centers and/or Telephone Company hubs. In addition, when Special Access is used in conjunction with Switched Access Service as set forth in VII.C.2. preceding for Switched Access Interface Arrangements¹⁶, and the end office serving the customer's end user premises is not a WATS Serving Office, Circuit Mileage is used to extend the Special Access Circuit to a WATS Serving Office. Connection to Telephone Company provided DS1 or DS3 Circuit Mileage within a serving wire center for customers with EIS will require a Special Access Cross Connect arrangement as described in VIII.B.1.f.. The Circuit Mileage charge is composed of a flat monthly charge plus a rate per mile.</p>	

¹⁶ Circuit Mileage for DS1 and DS3 Special Access, when used with Switched Access, is not available for arrangements between service areas listed under VII.A.10.

VIII. SPECIAL ACCESS SERVICE (Continued)

<p>For Fractional T1 Service, Circuit Mileage must be ordered as Fractional Circuit Mileage in the same grouping (N x 56 Kbps or N x 64 Kbps where N = 2, 4, or 6) as the associated FT1 Circuit Terminations.</p> <p>(1) Fixed Rate</p> <p>The fixed rate component of Circuit Mileage is applied only once per Circuit Mileage facility. When two (2) or more customer designated premises are served by a common serving wire center (i.e., mileage is zero (0)) the fixed rate component is not applied. Except when served by a common serving wire center, the Circuit Mileage-Fixed charge is applied in full whether the Telephone Company provides one (1) or more than one (1) circuit mileage facility terminations. The Circuit Mileage-Fixed rate does not apply when the Telephone Company provides only an intermediate portion of a circuit mileage facility and no circuit mileage facility terminations. When Special Access is used in conjunction with Switched Access where the customer's end user premises for the Special Access facility is served by a Telephone Company WATS Serving Office, the fixed rate does not apply.</p>	
<p>(2) Per Mile Rate</p> <p>The mileage to be used to determine the monthly rate for the per mile portion of Circuit Mileage is calculated on the airline distance between the serving wire centers associated with two customer designated premises, between a serving wire center associated with a customer designated premises and a Telephone Company hub, between two Telephone Company hubs, or between a Telephone Company end office and a WATS serving office. The serving wire center associated with a customer designated premises is the serving wire center from which this customer designated premises would normally receive dial tone. The methodology for mileage calculation and serving wire center V&H coordinates are specified in National Exchange Carrier Association Tariff FCC. No. 4. Where the calculated miles include a fraction, the value is always rounded up the next full mile.</p>	
<p>When hubs are involved, mileage is computed and rates applied separately for each section of the Circuit Mileage, i.e., customer designated premises serving wire center to hub, hub to hub and/or hub to customer designated premises serving wire center. However, when any service is routed through a hub for purposes other than customer specified bridging or multiplexing (e.g., the Telephone Company chooses to so route for test access purposes), rates will be applied only to the distance calculated between the serving wire centers associated with the customer designated premises.</p>	
<p>When more than one Telephone Company is involved in the provision of Special Access Service, the mileage for the per mile component of Circuit Mileage for each Telephone Company is calculated as set forth in <i>III.D.7.</i> preceding.</p>	

VIII. SPECIAL ACCESS SERVICE (Continued)

<p>c. Optional Features and Functions</p> <p>Optional Features and Functions may be added to a basic circuit service to improve its quality or utility to meet the customer's specific communications requirements. These optional features and functions are identifiable with specific equipment, and represent the end result in terms of performance characteristics which may be obtained. These characteristics may be obtained by using various combinations of equipment. Although the equipment necessary to perform a specified function may be installed at various locations along the path of the service, they will be charged for a single rate element.</p>	
<p>Descriptions for each of the available Optional Features and functions are set forth in Sections <i>VIII.C.</i> through <i>VIII.K.</i> following. Specific rate applications for multiplexing are set forth in <i>VIII.B.5.</i> following.</p>	
<p>d. Nonrecurring Charge</p> <p>Nonrecurring charges are one-time charges that apply for installation of Special Access Services, installation of optional features and functions, and moves and service rearrangements.</p> <p>(1) Installation of Services</p> <p>Nonrecurring charges apply to each service installed. The nonrecurring charges for the installation of service are applied per Circuit Termination.</p>	
<p>Two (2) levels of charges apply for the installation of a three (3) or twelve (12) capacity DS3 High Capacity system as set forth in Section <i>VIII.B.6.a.</i> following. A nonrecurring charge applies for the first Circuit Termination ordered by the customer and a separate nonrecurring charge will apply to each additional Circuit Termination to be installed within the same three or twelve capacity system between the same customer locations. For individual non-capacity DS3 service, the nonrecurring charge for each installation will apply at the same rate per DS3 Circuit Termination.</p>	
<p>Customers subscribing to the Fractional T1 OPP arrangements, at rates set forth in <i>VIII.K.5.a.</i>, will not be assessed a nonrecurring charge.</p>	
<p>The Regulations in Section <i>VIII.B.1.d.(3)</i> will apply to FT1 OPP customers when required for charges and other service rearrangements.</p>	
<p>(2) Installation of Optional Features and Functions</p> <p>Nonrecurring charges apply for the installation of some of the optional features and functions available with Special Access Service. The charge applies whether the feature or function is installed coincident with the initial installation of service or at any time subsequent to the installation of the service.</p>	

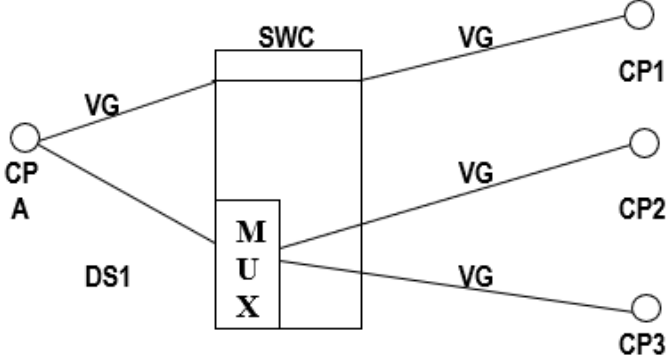
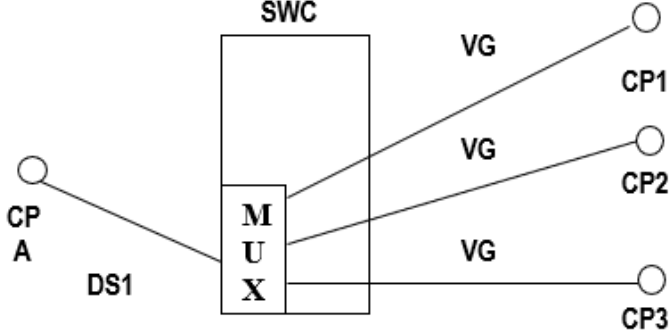
VIII. SPECIAL ACCESS SERVICE (Continued)

<p>The optional features for which non-recurring charges apply are:</p> <ul style="list-style-type: none"> - Voice Grade Data Capabilities - Voice Grade Telephoto Capabilities - Program Audio Gain Conditioning - Program Audio Stereo - Wideband Data Transfer Arrangement 	
<p>(3) Service Rearrangements</p> <p>Service rearrangements are changes to existing (installed) services which may be administrative only in nature, or that involve actual physical change to the service. Changes to pending orders are set forth in <i>VI.C.1.</i> preceding.</p>	
<p>Changes in the type of service will be treated as a discontinuance of the service and an installation of a new service.</p>	
<p>Changes in the physical location of the point of termination are treated as moves which are described and charged for as in <i>VIII.B.1.d.(4)</i>.</p> <p>(a) Administrative changes will be made without charge(s) to the customer.</p>	
<p>Administrative changes are as follows:</p> <ul style="list-style-type: none"> - Change in name or ownership or transfer of responsibility from one customer to another, provided there is no interruption of use or relocation of Special Access service, 	
<ul style="list-style-type: none"> - Change of customer or customer's end user premises address when the change of address is not a result of a physical relocation of equipment, 	
<ul style="list-style-type: none"> - Change in billing data (name, address, or contact name or telephone number), 	
<ul style="list-style-type: none"> - Change of customer circuit identification, 	
<ul style="list-style-type: none"> - Change of billing account number, 	
<ul style="list-style-type: none"> - Change of customer test line number, 	
<ul style="list-style-type: none"> - Change of customer or customer's end user contact name or telephone number, 	
<ul style="list-style-type: none"> - Change of agency authorization, and 	
<ul style="list-style-type: none"> - Change in jurisdiction involving no physical changes to the service. 	

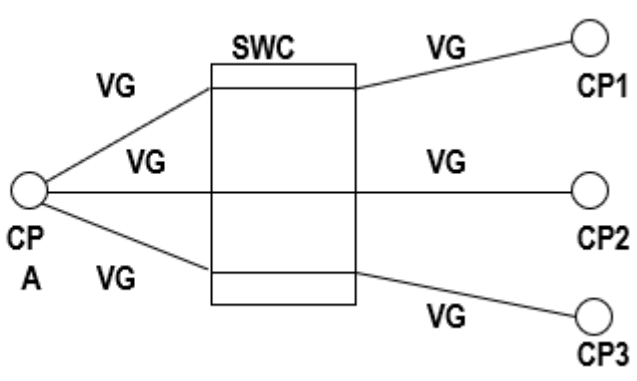
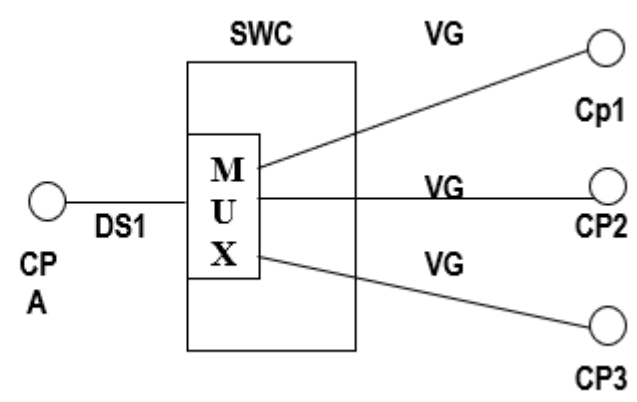
VIII. SPECIAL ACCESS SERVICE (Continued)

(b) All other service rearrangements will be charged for as follows:	
- If the change involves the addition of another termination to an existing two-point or multipoint service, installation charges for each location added will apply.	
- If the change involves the addition of an optional feature or multiplexing arrangement, the installation charge associated with the optional feature or multiplexing arrangement will apply. When the optional feature or arrangement has no associated nonrecurring charge (or rated at \$.00), one (1) circuit termination nonrecurring charge for the type of service involved (i.e., voicegrade circuit termination, DDS circuit termination, etc.) will be applied to the order.	
- If the change involves only changing the type of network interface, with no change in facility, the installation charge associated with each service receiving a network interface change will apply.	
- If the change involves changing a two-wire service to a four-wire service or vice versa, the installation charge for each location changed will apply.	
- If the change involves only rollovers or grooming, then no charges will apply. A rollover is the retermination of a segment of a lower capacity special access service onto a higher capacity special access service. The rollover must occur in the wire center where the higher capacity service is multiplexed with no other changes to the lower capacity service being reterminated (i.e., the segment must not require rerouting to connect to the multiplexer of the higher capacity service).	
- Grooming is the retermination of a lower capacity special access service from one channel in a higher capacity special access service to another channel in the same higher capacity service or to another channel in another higher capacity special access service (i.e., change in connecting facility assignment) in the same wire center, with no other changes to the lower capacity service.	

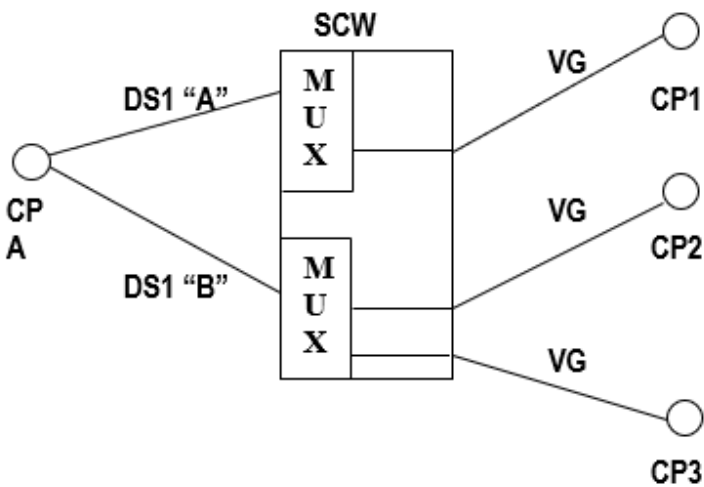
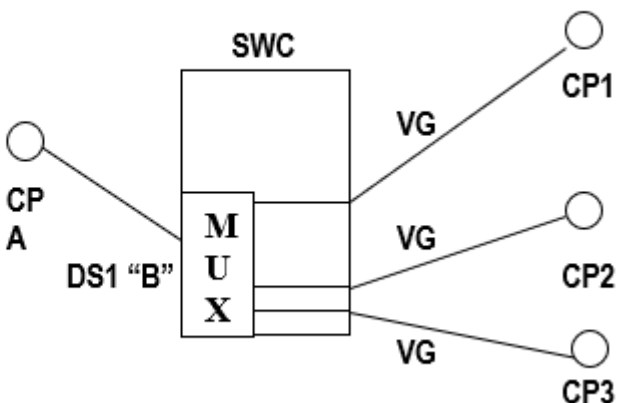
VIII. SPECIAL ACCESS SERVICE (Continued)

<p>CP = Customer Premises</p>	<p>Rollover – Example 1 Current Configuration</p> 	
<p>The customer requests that the voiceband circuit (VG) between customer premises A and customer premises 1 be “rolled over” to the DS1 serving customer premises A. No. NRCs apply for this request.</p>		
<p>CP = Customer Premises</p>	<p>Rollover – Example 1 New Configuration</p> 	

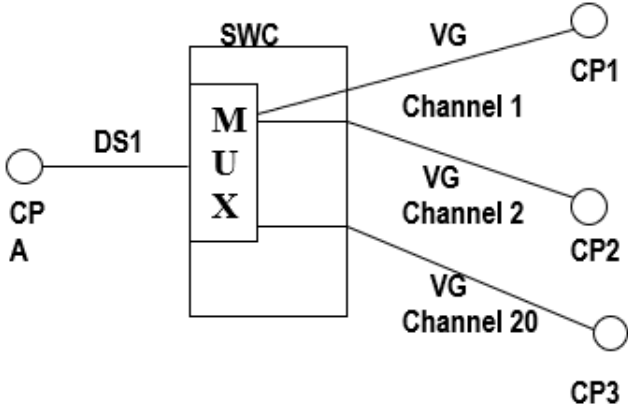
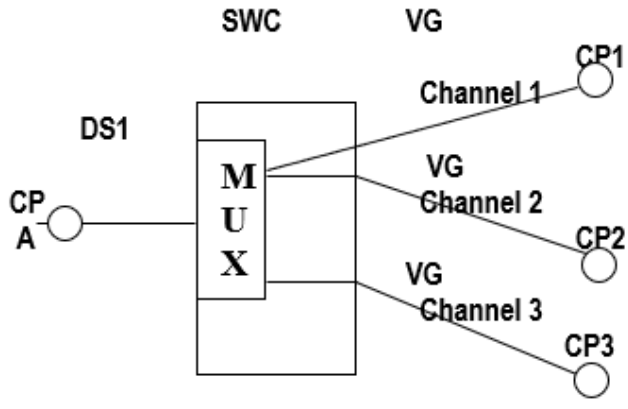
VIII. SPECIAL ACCESS SERVICE (Continued)

<p>Rollover – Example 2 Current Configuration</p> <p>CP = Customer Premises</p> 	
<p>The customer request the installation of DS1 between the serving wire center (SWC) and customer premises A and DS1/Voice multiplexer in the SWC. The customer also request that the voiceband circuits serving customer premises 1, 2 and 3 be “rolled over” to the new DS1. All NRCs apply for the installation of the DS1 and multiplexer. No NRCs apply for the voiceband roll overs to the new high capacity circuit.</p>	
<p>Rollover – Example 2 New Configuration</p> <p>CP = Customer Premises</p> 	

VIII. SPECIAL ACCESS SERVICE (Continued)

<p>Grooming – Example 1 Current Configuration</p> <p>CP = Customer Premises</p> 	
<p>The customer request that the voiceband (VG) circuit serving customer premises 1 be moved from the DS1 "A" circuit to the DS1 "B" circuit. No NRCs apply for this request.</p>	
<p>Grooming – Example 1 New Configuration</p> <p>CP = Customer Premises</p> 	

VIII. SPECIAL ACCESS SERVICE (Continued)

<p>Grooming – Example 2 Current Configuration</p> <p>CP = Customer Premises</p>		
	<p>The customer request that the voiceband (VG) circuit serving customer premises 1 be moved from the DS1 “A” circuit to the DS1 “B” circuit. No NRCs apply for this request.</p>	
<p>Grooming – Example 2 New Configuration</p> <p>CP = Customer Premises</p>		
<ul style="list-style-type: none"> - If the change involves reterminations other than Rollover and/or Grooming, all NRCs associated with the installation of the lower capacity service will apply. 		
<ul style="list-style-type: none"> - In cases where multiple service rearrangements or an additional termination or a move and a service rearrangement are requested on a single ASR, the total charge will never exceed the full nonrecurring charge for the basic service. 		

VIII. SPECIAL ACCESS SERVICE (Continued)

<p>(4) Moves</p> <p>A move involves a change in the physical location of the point of termination of Special Access. A move normally involves an interruption of Special Access for the period required to complete the move. No credit allowance will be granted for that period. Special construction may also be applicable at the different customer premises.</p>	
<p>A customer may request that Special Access not be interrupted during a move. To comply with that request, it may be necessary to install a duplicate Special Access, and subsequently discontinue the existing Special Access. Charges, monthly and nonrecurring, will apply for the duplicate Special Access. A new minimum period will be established for the duplicate portion of the Special Access, depending on which end of the Special Access is moved. The customer will remain responsible for all minimum period charges associated with the corresponding portion of the disconnected Special Access.</p>	
<p>The charge for the move depends on whether the move is within the same customer premises or to a different customer premises.</p>	
<p>(a) Same CDL</p> <p>When the move of a termination, as defined in Section III.A.5., for special access is to a new point within the same customer premises (same address and/or same building), the charge for the move will be the installation charge for the portion of the service being reterminated. There will be no change in the minimum period requirements. For services subject to payment plan regulations, the same payment period will remain in force.</p>	
<p>(b) Different Customer Premises</p> <p>(i) When the move is to a different customer premises (different address and different building), except as specified below, it will be treated as a disconnect and an installation of service. The appropriate service installation charge for the service termination(s) affected will apply. A new minimum period will be established for the installed Special Access Service. The customer will remain responsible for all minimum period charges associated with the disconnected Special Access Service. For services subject to payment plan regulations, a new payment plan will be established and full assessment of the remaining liabilities will be applicable.</p>	
<p>(ii) When the move is to a different customer premises but served by the same serving wire center, the following conditions apply:</p> <ul style="list-style-type: none">- A change ASR will be required.	
<ul style="list-style-type: none">- The appropriate service installation charge for the service termination(s) affected will apply.	

VIII. SPECIAL ACCESS SERVICE (Continued)

<div>- For Special Access services subject to payment plan regulations, if the customer of record remains the same with no lapse in service, the appropriate NRCs for changes will apply. Otherwise, the move will be treated as a disconnect and an installation of service and all appropriate NRCs and full assessment of the remaining liabilities will be applicable.</div>																			
<div>e. Surcharge for Special Access Service</div> <div>(1) General</div> <div>Special Access Services provided under this tariff may be subject to the monthly Special Access Surcharge.</div>																			
<div>(2) Application</div> <div>The Special Access Surcharge will apply to each interstate Special Access Service that terminates on an end user's PBX or other device where, through a function of the device, the Special Access Service interconnects to the local exchange network. The Surcharge will apply irrespective of whether the interconnection function is performed in equipment located at the customer's premises or in a Centrex CO-type switch.</div>																			
<div>The monthly Special Access Surcharge applies to special access facilities on a per voice equivalent basis as shown in the following example:</div> <table><tr><td>Special Access Facility</td><td>Voice Grade Equivalent</td><td></td><td>Surcharge</td><td></td><td>Monthly Charge</td></tr><tr><td>Group</td><td>12</td><td>x</td><td>\$25</td><td>=</td><td>\$300.00</td></tr><tr><td>DS1</td><td>24</td><td>x</td><td>\$25</td><td>=</td><td>\$600.00</td></tr></table>	Special Access Facility	Voice Grade Equivalent		Surcharge		Monthly Charge	Group	12	x	\$25	=	\$300.00	DS1	24	x	\$25	=	\$600.00	
Special Access Facility	Voice Grade Equivalent		Surcharge		Monthly Charge														
Group	12	x	\$25	=	\$300.00														
DS1	24	x	\$25	=	\$600.00														
<div>In the case of multipoint special access facilities, one (1) Special Access Surcharge will apply for each termination of a special access circuit at an end user's premises.</div>																			
<div>The Telephone Company will bill the customer who orders the special access facility the Special Access Surcharge per installation unless the facility is exempt from the surcharge as set forth in (3) following.</div>																			

VIII. SPECIAL ACCESS SERVICE (Continued)

<p>(3) Exemption</p> <p>The special access facility will be exempted from the monthly surcharge upon receipt of the customer's written certification for the following Special Access Service terminations:</p> <ul style="list-style-type: none"> (a) An open-end termination in a Telephone Company switch of an FX line, including CCSA and CCSA-equivalent ONALs; or (b) an analog circuit termination that is used for radio or television program transmission; or (c) a termination used for TELEX service; or (d) a termination that by the nature of its operating characteristics could not make use of Telephone Company common lines such as terminations which are restricted through hardware or software; or (e) a termination that interconnects either directly or indirectly to the local exchange network where the usage is subject to Carrier Common Line charges, such as where the special access facility accesses only FGA and no local exchange lines, or special access facility between customer points of termination, or special access facility connecting CCSA or CCSA-type equipment (inter-machine trunks); or a termination that the customer certifies to the Telephone Company is not connected to a PBX or other device capable of interconnecting the special access facility to a local exchange subscriber line. 									
<p>Written certification for exemption must include the reason the service is exempted from the surcharge using the categories of exemption as stated above. An ASR may be used for exemption certification, provided all information as required by this section is included. The Telephone Company will bill the surcharge to all customers who have not provided valid exemption certification.</p>									
<p>The Telephone Company will cease billing the Special Access Surcharge when certification that the Special Access facility has become exempt from the surcharge, as set forth preceding, is received. If the status of the special access facility was changed prior to the receipt of the exemption certification, the Telephone Company will credit the customer's account, not to exceed ninety days, based on the effective date of the change specified by the customer in the letter of certification.</p>									
<p>(4)</p> <table border="0"> <thead> <tr> <th style="text-align: left;"><u>Rate</u></th><th style="text-align: right;"><u>Monthly Rate</u></th></tr> </thead> <tbody> <tr> <td>Surcharge for Special Access Service</td><td></td></tr> <tr> <td>- Applicable to all jurisdictions of the Issuing Carriers listed on Section I., Sheet 1.</td><td></td></tr> <tr> <td>- Per Voice Grade Equivalent</td><td style="text-align: right;">\$25.00</td></tr> </tbody> </table>	<u>Rate</u>	<u>Monthly Rate</u>	Surcharge for Special Access Service		- Applicable to all jurisdictions of the Issuing Carriers listed on Section I., Sheet 1.		- Per Voice Grade Equivalent	\$25.00	
<u>Rate</u>	<u>Monthly Rate</u>								
Surcharge for Special Access Service									
- Applicable to all jurisdictions of the Issuing Carriers listed on Section I., Sheet 1.									
- Per Voice Grade Equivalent	\$25.00								

VIII. SPECIAL ACCESS SERVICE (Continued)

<p>f. Special Access Cross Connect for EIS</p> <p>The Special Access Cross Connect charge provides the communications path between Telephone Company provided DS0 (DDS operating at 64Kbps or Fractional T1 bandwidths), DS1 or DS3 Circuit Termination or Circuit Mileage and a customer's transmission equipment and facilities where the customer is provided EIS as defined in Section XVIII.. The Special Access Cross Connect charge may also provide the communications path between a customer's transmission equipment and facilities where the customer is provided EIS and EIS arrangements of another customer via Dedicated Transport Service as set forth in Section XX.A.. The Special Access Cross Connect is available as DS0, DS1 or DS3 connections. The DS0 Cross Connect can accommodate 64Kbps DDS and Fractional T1 bandwidths of 128 Kbps, 256 Kbps and 384 Kbps. The Cross Connect arrangement may be connected directly to Telephone company provided 64Kbps DDS or Fractional T1/DS0, DS1 or DS3 services or to a Telephone Company provided 64 Kbps DDS or Fractional T1/DS0, DS1, or DS3 multiplexing arrangement. The Cross Connect charge applies per DS0 (64Kbps), DS1, or DS3 connection.</p>	
<p>Fractional T1 service can be designed to carry various DS0 combinations. Therefore, The DS0 Cross Connect charge for Fractional T1 will be assessed as follows:</p> <p>128 Kbps: 2 DS0 Cross Connects 256 Kbps: 4 DS0 Cross Connects 384 Kbps: 6 DS0 Cross Connects</p>	
<p>In addition to the Special Access Cross Connect arrangements described herein, Optical Facility Terminations are available as described in Section XX.B..</p>	
<p>Rates for DS0, DS1, and DS3 Cross Connect arrangements listed in Section VIII.K.5. and rates for Optical Facility Terminations listed in Section XX.B.5. will apply in addition to the other rates and charges as specified in Section XVIII..</p>	
<p>g. DS1 Term Payment Plan (TPP)¹⁷</p> <p>(1) Description</p> <p>The DS1 Term Payment Plan (TPP) allows customers term discounts for DS1 circuit termination. A customer may select this service for either a single state or multi-state level. TPP is offered for a one (1), two (2), three (3), or five (5) year service commitment period for the DS1 circuit termination. All TPP DS1 circuit terminations will be billed the same rate, depending on the length of the term selected by the customer.</p>	

¹⁷ For all of section g.: Effective November 21, 2017, new subscriptions to DS1 Term Payment Plan are no longer permitted. DS1 TPP customers subscribed as of November 21, 2017 may continue with their existing subscriptions. If at any time an existing customer terminated its Ds1 TPP, the customer may not re-subscribe to the plan.

VIII. SPECIAL ACCESS SERVICE (Continued)

<p>(2) Rate Changes</p> <p>Decreases in the TPP monthly recurring circuit termination rates will be passed on to subscribers of the plan.</p>													
<p>(3) Commitment Levels</p> <p>To initiate a TPP, on either a single state or multi-state plan, the minimum commitment is as shown below.</p> <table><thead><tr><th>Number of States</th><th>Minimum Number of Circuit Terminations</th></tr></thead><tbody><tr><td>1</td><td>25</td></tr><tr><td>2</td><td>50</td></tr><tr><td>3</td><td>75</td></tr><tr><td>4</td><td>100</td></tr><tr><td>5 and over</td><td>125</td></tr></tbody></table>	Number of States	Minimum Number of Circuit Terminations	1	25	2	50	3	75	4	100	5 and over	125	
Number of States	Minimum Number of Circuit Terminations												
1	25												
2	50												
3	75												
4	100												
5 and over	125												
<p>The commitment levels will be met if the customer has the minimum number of DS1 TPP circuit terminations in the DS1 TPP. If the customer has committed to more than the minimum number of circuit terminations required, as shown above, an allowance of minus two percent (-2%) or plus five percent (5%) will be considered as having met the commitment level.</p>													
<p>(4) Changes to Commitment Levels</p> <p>Written notice must be submitted by the customer to change the commitment level of DS1 circuit terminations. If, as the result of increasing or decreasing the commitment level, service is changed from a TPP to a DS1 standard arrangement, or from a standard arrangement to a TPP arrangement an ASR will be required within thirty (30) days for all services changed. Only one TPP arrangement will be allowed per customer for each term period. Penalties for decreasing the commitment level are discussed in <i>VIII.B.1.g.(8)</i>.</p>													
<p>(5) TPP Plan Enrollment</p> <p>When the customer elects to enroll in a TPP they must specify, in writing, the enrollment date (which will be the anniversary date) and the commitment level. The commitment level is chosen by the customer and may be less than all of the customer's DS1 circuit terminations. The specified enrollment date must be within thirty (30) days of receipt. The customer must also select whether the TPP will be a single state or multi-state plan and specify the states to be included. By the specified date the customer must issue ASRs to add DS1 circuit terminations to the TPP and/or convert standard arrangement to the TPP to fall within the commitment range specified in <i>VIII.B.1.g.(3)</i>. The customer chooses which DS1 circuit terminations to include in the TPP.</p>													

VIII. SPECIAL ACCESS SERVICE (Continued)

<p>(6) Annual Review</p> <p>Each customer's TPP will be reviewed annually. The customer will be notified in writing as to the status of the TPP. This notification will inform the customer of any TPP DS1 circuit terminations that must be converted. If the customer has increased the number of DS1 circuit terminations from the initial commitment beyond the range specified in <i>VIII.B.1.g.(3)</i>, he will have the option of increasing the commitment level for the remainder of the plan. If the customer chooses not to increase the commitment level of DS1 circuit terminations for the remaining year(s) of the plan, he must convert the increased number of DS1 circuit terminations to the standard payment plan. The DS1 circuit terminations that are converted to the standard payment plan will not be eligible for reconversion to the TPP for a ten month period. The customer may decrease the commitment level at the time of the annual review and pay the applicable penalties for the amount of DS1 circuit terminations being decreased. The customer will have thirty (30) days from receipt of this notification to convert DS1 circuit terminations.</p>	
<p>If the customer does not take action during the thirty (30) day period, the commitment level will be automatically changed to the number of TPP DS1 circuit terminations in the TPP at the anniversary date. Penalties will apply as set forth in <i>VIII.B.1.g.(8)</i>.</p>	
<p>(7) TPP Conditions</p> <p>If a DS1 service has two DS1 circuit terminations, to include this service as part of a TPP, both DS1 circuit terminations must be in the TPP.</p>	
<p>After enrolling in the plan, the customer may add or delete DS1 circuit terminations rated at the specified term period rate at any time during the plan. For example, if the customer agrees to a two (2) year TPP, they may add DS1 circuit terminations at any time at the two (2) year TPP rate.</p>	
<p>Individual states cannot be added or deleted during the plan period.</p>	
<p>A customer may subscribe to only one (1) plan for each term period within a given state.</p>	
<p>(8) Penalties for Failing to Meet Commitment</p> <p>When the number of TPP Services at the annual review is less than the acceptable commitment range, the following penalty charges will apply, based on the difference between the commitment level less two percent (2%) and the number of TPP services in effect at the annual review. For example, if the commitment level is one hundred (100) and the customer has ninety (90) DS1 TPP circuit terminations in the TPP at time of annual review, the penalties described below will be applied to the difference of ninety-eight (98) (2% less than 100) and ninety (90), which would be eight (8) in this example.</p> <p>(a) The penalties charged during the first (1st) year of the TPP will be the full MRC for four (4) months plus ten percent (10%) of the MRC for the remaining number of months.</p>	

VIII. SPECIAL ACCESS SERVICE (Continued)

(b) The penalties charged during the subsequent years of the TPP will be ten percent (10%) of the MRC for four (4) months plus ten percent (10%) of the MRC for the remaining number of months.	
<p>(9) TPP Nonrecurring Charge</p> <p>Customers subscribing to a TPP will be assessed a nonrecurring charge per circuit termination except in the following conditions:</p> <ul style="list-style-type: none">- when converting standard arrangement circuit terminations to a TPP.	
<p>(10) Changes in Length of a TPP Period</p> <p>Prior to the expiration of a TPP period, the customer may elect to convert to a new TPP period of the same or different length, subject to the following conditions:</p> <ul style="list-style-type: none">- no credit will be given for the new payment period for payments made under the original TPP arrangement	
<ul style="list-style-type: none">- NRCs will not be reapplied for existing service(s)	
<ul style="list-style-type: none">- if the new TPP period is shorter in length than the time remaining under the existing TPP, the change to the new TPP period constitutes a disconnect of the existing TPP service and termination liability charges will apply	
<ul style="list-style-type: none">- the rates for the new period will be the rates currently in effect at the time of the change.	
<p>(11) Renewal Options</p> <p>At the expiration of a TPP period, the customer may select a new TPP period or convert to a month to month payment plan. If the customer fails to make this selection, the Telephone Company will notify the customer and continue one additional month of TPP billing. If the customer does not select a new payment plan within thirty (30) days from the expiration date, billing will automatically convert to the DS1 month to month payment plan.</p>	
<p>At the expiration of the TPP period, if the customer renews at the DS1 quantity in service at the end of his previous TPP, or a greater quantity, and makes no change in the selected states, then any penalties that may need to be assessed at the first anniversary of the renewal period will be assessed as set forth in <i>VIII.B.1.g.(8)(b)</i>. The rates for the renewal period will be the rates in effect at the time of the renewal.</p>	
<p>(12) Upgrade to Higher Speed Services</p> <p>The customer may upgrade service to a higher speed during a TPP period. The upgraded service will be subject to all appropriate NRCs.</p>	

VIII. SPECIAL ACCESS SERVICE (Continued)

<p>If both of the following conditions exist, the commitment level will be decreased by the number of TPP DS1 circuit terminations that are upgraded to a higher speed service.</p> <ul style="list-style-type: none">- The customer must notify the Telephone Company in writing in addition to the ASR.	
<ul style="list-style-type: none">- The higher speed service period must be longer in length than the time remaining under the TPP.	
<p>h. Optional Payment Plan (OPP)¹⁸</p> <p>(1) General</p> <p>(a) The terms and conditions specified herein are applicable to Fractional T1 Service (FT1).</p>	
<p>(b) Only the Circuit Termination rate element is available under an OPP. All other associated rate elements or additional features are available at the minimum month-to-month tariffed rates and regulations.</p>	
<p>(c) FT1 Circuit Termination rates will not be greater than minimum month-to-month tariffed rates and regulations.</p>	
<p>(d) Three (3) year and five (5) year OPP rates will be equal to or less than the one (1) year OPP rates. Decreases to the one year OPP will flow through to the three (3) year and five (5) year OPP.</p>	
<p>(e) Payment periods of one (1) year, three (3) year, and five (5) year are available to all customers at the applicable rates set forth in <i>VIII.K.5.a.</i> regardless of when they subscribe to an OPP arrangement.</p>	
<p>(f) The customer must designate on the ASR the payment period for the OPP.</p>	
<p>(g) Inside moves, provided in accordance with <i>VIII.B.1.d.(4)</i>, will not incur termination liability charges.</p>	
<p>(h) Outside moves, provided in accordance with <i>VIII.B.1.d.(4)(b)</i>, will allow the customer to retain the same OPP payment period. Any other move will be treated as a disconnect of the service and termination liability charges will apply.</p>	

¹⁸ Effective November 21, 2017, new subscriptions to Optional Plan are no longer permitted. OPP customers subscribed as of November 21, 2017 may continue with their existing subscriptions. If at any time an existing customer terminates its OPP, the customer may not re-subscribe to the plan.

VIII. SPECIAL ACCESS SERVICE (Continued)

<p>(2) Changes in Length of OPP Period</p> <p>Prior to the completion of the selected OPP period, the customer may elect to convert to a new OPP period of the same or different length, subject to the following conditions:</p> <ul style="list-style-type: none">- No credit toward the new payment period will be given for payments made under the original OPP arrangement.- Nonrecurring charges will not be reapplied for existing service(s).- If the new OPP period is shorter in length than the time remaining under the existing OPP, the change to the new OPP period constitutes a new disconnect of the existing OPP service and termination liability charges apply.	
<p>(3) Renewal Options</p> <p>(a) At the expiration of an OPP period, the Telephone Company will automatically renew the service at the same OPP period unless the customer chooses to convert to a different OPP period, convert to month-to-month rates or discontinue service.</p>	
<p>(b) Conversion to a different OPP period will require the customer to submit a change order ASR. conversion to a different OPP period will be allowed without application of any nonrecurring or ordering charges.</p>	
<p>(c) Conversion to month-to-month rates will be treated as a disconnect of service and establishment of new service. If no other changes are ordered, no NRCs will apply.</p>	
<p>(4) Notification of Discontinuance</p> <p>An ASR for discontinuance of an OPP arrangement must be received by the Telephone Company at least thirty (30) days prior to actual disconnect of service. Monthly charges will apply for a period of thirty (30) days from the date the Telephone Company received disconnect notification or until the requested disconnect date, whichever period is longer.</p>	
<p>(5) Upgrade to Higher Speed Service</p> <p>Customers may elect to upgrade service to a higher speed during an OPP period, subject to the following conditions:</p> <ul style="list-style-type: none">- The upgraded service will be subject to all appropriate nonrecurring charges.	
<ul style="list-style-type: none">- Termination liability charges will not apply as long as the upgraded service remains connected at the same point of termination(s) or meets the requirements set forth in <i>VIII.B.1.d.(4)(b)(ii)</i>.	
<ul style="list-style-type: none">- If the upgrade involves establishing a multiplexing arrangement, termination liability charges will not apply if the hub wire center is the same one associated with the customer designated location.	

VIII. SPECIAL ACCESS SERVICE (Continued)

<p>(6) Termination Liability</p> <p>When an OPP service is discontinued prior to the end of the period, termination liability charges, as set forth below, will apply based on the remainder of the OPP period in effect at the time of disconnect.</p>	
<p>One year OPP – fifty percent (50%) of any remaining portion of the first year's recurring charges.</p>	
<p>Three Year OPP – fifty percent (50%) of any remaining portion of the first (1st) year's recurring charges. In addition, for any remaining portion of the second (2nd) and third (3rd) years, the customer will be liable for ten percent (10%) of the total monthly recurring charges in that time period.</p>	
<p>Five Year OPP – fifty percent (50%) of any remaining portion of the first (1st) year's recurring charges. In addition, for any remaining portion of the second (2nd) through fifth (5th) years, the customer will be liable for twenty percent (20%) of the total monthly recurring charges in that time period.</p>	
<p>(7) Termination Without Liability</p> <p>During an OPP period, should the currently effective rate for a customer's service increase, the customer may, at their option, terminate the OPP arrangement without penalty or liability.</p>	
<p>A customer may change the number of channels of an N x 56 Kbps or N x 64 Kbps service to another higher value of N (where N = 2, 4, or 6), subject to the following rate applications:</p> <ul style="list-style-type: none"> - The changes service will be subject to all appropriate nonrecurring charges. 	
<ul style="list-style-type: none"> - Termination liability charges will not apply as long as the changed service remains connected at the same point of termination(s) or meets the requirements of <i>VIII.B.1.d.(4)(b)(ii)</i>. 	
<ul style="list-style-type: none"> - If the change involves establishing a multiplexing arrangement, termination liability charges will not apply if the hub wire center is the same one associated with the customer designated location. 	
<p>2. Minimum Periods</p> <p>The minimum service period for all services except part-time and occasional Program Audio services and High Capacity DS3 services is one (1) month. The minimum service period for part-time Program Audio Services is one (1) day even though the service will be provided only for the duration of the event specified on the order (e.g., one-half (1/2) hour, two (2) hours, five (5) hours, etc.). The minimum period for High Capacity DS3 Service is that period requested by the customer as set forth in Section <i>VIII.B.6.b.</i> following.</p>	

VIII. SPECIAL ACCESS SERVICE (Continued)

<p>3. <i>Application of Daily and Monthly Rates</i></p> <p>a. Daily Rates</p> <p>Daily rates are recurring rates that apply to each twenty-four (24) hour period or fraction thereof that a Program Audio Special Access Service is provided for part-time or occasional use. For purposes of applying daily rates, the twenty-four (24) hour period is not limited to a calendar day.</p>	
<p>Part-time Program Audio Service ordered on one Access Service Request and provided within a consecutive thirty (30) day period will be charged the daily rate, not to exceed an amount equal to the monthly rate. For each subsequent day or part day, a charge equal to 1/30th of the monthly rate shall apply.</p>	
<p>b. Monthly Rates</p> <p>Monthly rates are flat recurring rates that apply each month or fraction thereof that a Special Access Service is provided. For billing purposes, each month is considered to have thirty (30) days.</p>	
<p>4. <i>Facility Hubs and Multiplexing</i></p> <p>A customer has the option of ordering Voice Grade facilities or High Capacity facilities (i.e., Group, Supergroup, Mastergroup, DS1, DS1C, DS2, DS3 or DS4) to a facility hub for multiplexing to individual services of a lower capacity or bandwidth (e.g., Telegraph, Voice, Program Audio, etc.). Additionally, the customer may specify optional features for the individual circuits derived from the facility to further tailor the circuit to meet specific communications requirements.</p>	
<p>Some of the types of multiplexing available include the following:</p> <ul style="list-style-type: none">- from higher to lower bit rate- from higher to lower bandwidth- from digital to voice frequency circuits	
<p>A hub is a Telephone Company designated wire center at which multiplexing functions are performed.</p>	
<p>Different locations may be designated as hubs for different facility capacities, e.g., multiplexing from digital to digital may occur at one location while multiplexing from digital to analog may occur at a different location. When placing an Access Service Request the customer will specify the desired hub. The National Exchange Carrier Association Tariff FCC No. 4 identifies serving wire centers, hub locations and the type of multiplexing functions available.</p>	
<p>Point to point services may be provided on circuits of these facilities to a hub. The transmission performance for the point to point service provided between the customer designated premises will be that of the lower capacity or bit rate.</p>	

VIII. SPECIAL ACCESS SERVICE (Continued)

<p>The Telephone Company will commence billing the monthly rate for the facility to the hub on the date specified by the customer on the Access Service Request. The customer will be billed for a High Capacity or Voice Grade Circuit Termination, Circuit Mileage, Special Access Cross Connect and the multiplexer for the service at the time the facility is installed. Individual services utilizing these facilities may be installed coincident with the installation of the facility to the hub or may be ordered and/or installed at a later date, at the option of the customer. Individual service rates (by service type) will apply for a Circuit Termination and additional Circuit Mileage (as required) for each channelized service. These will be billed to the customer as each individual service is installed.</p>	
<p>Cascading multiplexing occurs when a high capacity circuit is de-multiplexed to provide circuits with a lesser capacity and one of the lesser capacity circuits is further demultiplexed. When cascading multiplexing is performed, whether in the same or a different hub, a charge for the additional multiplexing unit also applies. When cascading multiplexing is performed at different hubbing locations, Circuit Mileage charges also apply between the hubs.</p>	
<p>Although not requiring multiplexing, the Telephone Company will designate certain hubs for Program Audio Services. Full-time service will be provided between a customer designated premises and a hub and billed accordingly at the monthly rates set forth in <i>VIII.F.5.</i> and <i>VIII.G.4.</i> for a Circuit Termination, and Circuit Mileage and Optional Features and Functions as applicable. The customer may order part-time and occasional Program Audio as needed between the hub and a second customer designated premises. The rate elements required to provide the part-time or occasional service (i.e., Circuit Termination, and Circuit Mileage and Optional Features as applicable) will be billed at daily rates for the duration of the service requested.</p>	
<p>5. Shared Use Analog and Digital High Capacity Services</p> <p>Monthly charges for a DS1 or DS3 high capacity shared used facility will be apportioned between Switched¹⁹ and Special Access based on the relative proportion of channels used for Switched and Special Access in the following manner.</p>	
<p>If the facility is ordered as Special Access, rating as Special Access will continue until such time as a portion of the available capacity is used to provide Switched Access Service¹⁹. As individual channels are activated for Switched Access, monthly charges will be apportioned between Switched and Special Access based on the number of channels used for Switched Access and the number of remaining channels on the Special Access facility according to the following formula: the total shared use charge is equal to the Monthly Switched Access Charge times the number of channels used for Switched Access divided by twenty-four (24) for DS1 or six hundred seventy-two (672) for DS3 plus the monthly Special Access Charge times the number of channels remaining for Special Access divided by twenty-four (24) for DS1 or six hundred seventy-two (672) for DS3.</p>	

¹⁹ Shared Use Analog and Digital High Capacity Services, are not available for arrangements between service areas listed under *VIII.A.10.*

VIII. SPECIAL ACCESS SERVICE (Continued)

<p>If the facility is ordered as Switched Access, rating as Switched Access²⁰ will continue until such time as a portion of the available capacity is used to provide Special Access service. As individual channels are activated for Special Access, monthly charges will be apportioned between Switched and Special Access based on the number of channels used for Special Access and the number of remaining channels on the Switched Access Facility according to the following formula: the total shared use charge is equal to the Monthly Special Access Charge times the number of channels used for Special Access divided by twenty-four (24) for DS1 or six hundred seventy-two (672) for DS3 plus the monthly Switched Access Charge times the number of channels remaining for Switched Access divided by twenty-four (24) for DS1 or six hundred seventy-two (672) for DS3.</p>	
<p>The monthly switched and special access rate used will be the appropriate rate (Special Access Circuit Termination, Circuit Mileage-Fixed and Per Mile²⁰, and/or Multiplexer rates, and Switched Access Entrance Facility, Direct-Trunked Transport and/or Multiplexer rates) for the underlying shared use facility, e.g., if the underlying facility is a special access DS3 service, the corresponding Switched Access DS3 Transport will be used to determine the Switched Access monthly charges.</p>	
<p>6. <i>DS3 High Capacity</i>²¹</p> <p>a. A DS3 (44.736 Mbps) High Capacity Circuit Termination may be ordered as an Individual, 3-System or 12-System. A Circuit Termination may be ordered with an electrical or optical interface.</p>	
<p>DS3 Circuit Terminations are non-distance sensitive and are provided on a protected basis.</p>	
<p>Individual System:</p> <p>An individual System is a single DS3 between a CDL and the serving wire center. The appropriate NRC is applied per Circuit Termination.</p>	
<p>Circuit Mileage rate elements are applied per Circuit Termination when mileage between offices is required. In instances when a Circuit Termination is ordered to a second CDL in conjunction with an Individual System Circuit Termination and Circuit Mileage between offices is required Circuit Mileage rate elements are applied per circuit.</p>	

²⁰ Shared Use Analog and Digital High Capacity Services, are not available for arrangements between service areas listed under *VIII.A.10*.

²¹ DS3 High Capacity service may be provided between service areas shown under *VIII.A.10*, where facilities and conditions permit.

VIII. SPECIAL ACCESS SERVICE (Continued)

<p>3-System²²:</p> <p>The 3-System allows the same customer, between the same CDL and the serving wire center, to order additional DS3 Circuit Terminations, up to a maximum of two (2). Additional Circuit Terminations may only be added with the same interface, electrical or optical, as the First System. The appropriate NRC is applied per Circuit Termination.</p>	
<p>Circuit Mileage rate elements are applied per Circuit Termination when mileage between offices is required. In instances when a Circuit Termination is ordered to a second (2nd) CDL in conjunction with a 3-System Circuit Termination and Circuit Mileage between offices is required Circuit Mileage rate elements are applied per circuit.</p>	
<p>12-System²³</p> <p>The 12-System allows the same customer, between the same CDL and the serving wire center, to order additional DS3 Circuit Terminations, with a maximum of eleven (11). Additional Circuit Terminations may only be added with the same interface, electrical or optical, as the First System. The appropriate NRC is applied per Circuit Termination.</p>	
<p>Circuit Mileage rate elements are applied per Circuit Termination when mileage between offices is required. In instances when a Circuit Termination is ordered to a second CDL in conjunction with a 12-System Circuit Termination and Circuit Mileage between offices is required Circuit Mileage rate elements are applied per circuit in accordance with Section VIII.B.1.b..</p>	
<p>b. Minimum Service Periods</p> <p>DS3 service is offered under four (4) minimum service periods, each with different rate levels. The minimum service periods are one (1), three (3), five (5) and seven (7) years. The customer must specify the minimum service period at the time the service is ordered. Each DS3 service within a 3/12 capacity system can have a different minimum service period. Each DS3 Circuit Termination of a two-point DS3 service must have the same minimum service period.</p>	

²² Effective November 21, 2017, new subscriptions to DS3 3-System and DS3 12-System are no longer permitted. DS3 3-System and DS3 12-System customers as of November 21, 2017 may continue with their existing subscriptions. If at any time an existing customer terminates its DS3 3-System and DS3 12-System, the customer may not re-subscribe to the plan.

²³ DS3 High Capacity service may be provided between service areas shown under VIII.A.10, where facilities and conditions permit.

VIII. SPECIAL ACCESS SERVICE (Continued)

	<p>The customer may select a longer minimum service period at any time, without penalty or application of nonrecurring charges, to obtain the lower recurring rates associated with a longer minimum service period. When the customer selects this option, the customer will receive full credit for the amount of time the service was provided under the shorter minimum service period. For example, if a customer, who initially ordered DS3 service under a one-year (1) minimum service period, after six (6) months decides to select the three (3) year minimum service period, the customer will have a remaining obligation period of thirty (30) months. The new recurring charges will apply subsequent to the effective date of the new minimum service period.</p>	
c. Expiration of Service Periods	<p>At the expiration of a service commitment period, the customer may select a new DS3 commitment period. If the customer does not select a new minimum service period within sixty (60) days from the expiration date, billing will remain at the current service period and a new DS3 service period will begin based on the previously effective service period. All terms and conditions, including subsequent Termination Liabilities will apply to the new DS3 Period.</p>	
	<p>Customers with expired service periods for the Individual System, Three System and Unlimited System DS3s, prior to the effective date of this tariff offering will have up to one hundred eighty (180) days to select a new commitment service period. If the customer does not select a new service period within one hundred eighty (180) days of the effective date of this tariff, billing will remain at the current service period and a new DS3 minimum service period will begin based on the last service period. The beginning date of the new service period will be the date immediately following the expiration date of the expired service period. This does not apply to the grandfathered DS3 Group System service offerings.</p>	
d. Discontinuance Without Liability – DS3 Minimum Service Period	<p>Rates for DS3 service may vary during the minimum service period; however, should the recurring charges for a customer's DS3 service increase, in aggregate, by more than ten percent (10%) from the original recurring charges during the minimum service period, the customer may, at their option, terminate the DS3 service without penalty or liability.</p>	

VIII. SPECIAL ACCESS SERVICE (Continued)

<p>e. Discontinuance With Liability – DS3 Minimum Service Period</p> <p>When a DS3 service is discontinued prior to the end of the minimum service period, the customer will be liable for a percentage of the total monthly charges for the remaining portion of the minimum service period. This charge will be based on the rates in effect at the time of disconnect. The customer's total liability is dependent upon the number of months remaining within the year that the service is discontinued times the liability rate for that year plus the total monthly charges for each annual period remaining in the minimum service period times the applicable liability rate. The liability rates for each year of the minimum service period are as follows:</p> <table> <tr> <th><u>Year In Which Service Is Discontinued</u></th> <th><u>Liability Rate</u></th> </tr> <tr> <td>1</td> <td>45%</td> </tr> <tr> <td>2</td> <td>30%</td> </tr> <tr> <td>3</td> <td>25%</td> </tr> <tr> <td>4</td> <td>20%</td> </tr> <tr> <td>5</td> <td>15%</td> </tr> <tr> <td>6</td> <td>10%</td> </tr> <tr> <td>7</td> <td>5%</td> </tr> </table>	<u>Year In Which Service Is Discontinued</u>	<u>Liability Rate</u>	1	45%	2	30%	3	25%	4	20%	5	15%	6	10%	7	5%	
<u>Year In Which Service Is Discontinued</u>	<u>Liability Rate</u>																
1	45%																
2	30%																
3	25%																
4	20%																
5	15%																
6	10%																
7	5%																
<p>For example, if a customer with a seven year minimum service period discontinues DS3 service after six (6) months within the fourth (4th) year, the customer will be liable for twenty percent (20%) of the total monthly charges for six (6) months, fifteen percent (15%) of the total monthly charges for the fifth (5th) year, ten percent (10%) of the total monthly charges for the sixth (6th) year and five percent (5%) of the total monthly charges for the seventh (7th) year.</p>																	
<p>f. Notification of Discontinuance</p> <p>Notice of discontinuance must be given by the customer at least thirty (30) days prior to actual discontinuance. Monthly charges will apply for a period of thirty (30) days from the date the Telephone Company receives discontinuance notification or until the requested discontinuance date, whichever period is longer.</p>																	
<p>g. Upgrade to a Larger Capacity System</p> <p>At the customer's option, upgrades from a smaller capacity system to a larger capacity system will be allowed. All appropriate NRCs for the larger capacity system will apply. Credit will not be given for any number of months the original system was maintained. A new minimum service period will be required for the larger capacity system.</p>																	

VIII. SPECIAL ACCESS SERVICE (Continued)

h.	<p>Downgrade to a Smaller Capacity System</p> <p>Downgrades from a larger capacity system to a smaller capacity system will not be allowed without the full assessment of the liabilities described in e. preceding for the original larger system, plus the full application of all charges for the smaller system. Credit will not be given for any number of months the original system was maintained. A new minimum service period will be required for the smaller capacity system.</p>	
i.	<p>Service Disconnect</p> <p>When a customer requests the disconnect of a DS3 service in the 3/12 capacity system, the disconnect steps are applied on a last in, first out basis. When only the First DS3 service exists on a 3/12 capacity system, that service will be disconnected.</p>	
j.	<p>Conversion to Tariff – ICB DS3 Service</p> <p>All Individual Case Basis (ICB) DS3 service arrangements will be converted to general tariff rates no later than one year from the effective date of this filing.</p>	
	<p>When an ICB DS3 customer paid a higher Nonrecurring Charge (NRC) for installation and a lower Monthly Recurring Charge (MRC) for DS3 service than is applicable under the general DS3 tariff offering, a credit will be made to the customer's account, less any benefit received for the lower MRC, for the excess amount. The credit will be calculated and the customer will be informed of the amount within thirty (30) days after the customer either converts to general DS3 tariff service or terminates the ICB DS3 service. The credit amount will be applied to the customer's bill as a lump sum. The credit amount will be calculated as follows:</p> $\text{NRC Credit} = (\text{ICB NRC}) - (\text{Effective Tariff NRC}) - (\text{MRC Benefit})$	
	<p>The MRC benefit is equal to the present worth of the difference between the current MRC and the ICB MRC, discounted at one percent per month in service. In no event will the MRC benefit be less than zero (0). This calculation is shown below:</p> $\text{MRC Benefit} = (\text{Current MRC} - \text{ICB MRC}) \times \frac{(1+i)^n - 1}{i \times (1+i)^n}$ <p>n = Number of months in service i = Monthly interest rate expressed as a decimal (.01)</p>	
	<p>For purposes of determining the current general DS3 NRC amount, the ICB service will be matched to the general DS3 offering based on capacity size (1, 3 or 12), and the rate plan term (1, 3, 5 or 7) closest to the ICB's Maximum Termination Liability (MTL) period. For example, if an ICB DS3 was provided at the customer's request on a three capacity DS3 system with a ten year MTL, then the ICB NRC would be compared to the current rate for a three (3) capacity system with a seven (7) year rate plan.</p>	
7.	<i>(Reserved for Future Use)</i>	

VIII. SPECIAL ACCESS SERVICE (Continued)

C. <u>Metallic Service</u>				
1. <i>Basic Circuit Description</i>				
A Metallic circuit is an unconditioned two-wire circuit capable of transmitting low speed varying signals at rates up to 30 baud. Metallic circuits are provided between customer designated premises or between a customer designated premises and a Telephone Company hub where bridging functions are performed. Interoffice metallic facilities will be limited in length to a total of five (5) miles per circuit.				
2. <i>Technical Specifications Packages</i>				
<u>Parameter</u>	<u>Package MT -</u>			
	<u>C</u>	<u>1</u>	<u>2</u>	<u>3</u>
DC Resistance Between Conductors	X	X	X	
Loop Resistance	X			X
Shunt Capacitance	X			X
The technical specifications are delineated in Technical Publication TR-NPL-000336.				
3. <i>Channel Interfaces</i>				
Compatible channel interfaces are set forth in X. following.				
4. <i>Optional Features and Functions</i>				
a. Central Office Bridging Capacity				
(1) Three Premises Bridging - Provision of tip-to-tip and ring-to-ring connection in a central office of a metallic pair to a third customer premises.				
(2) Series Bridging of up to twenty-six (26) customer premises.				
The following table shows the technical specifications packages with which the optional features and functions are available.				
	<u>Available with Technical Specifications Package MT -</u>			
	<u>C</u>	<u>1</u>	<u>2</u>	<u>3</u>
Three Premises Bridging	X	X		X
Series Bridging	X		X	

VIII. SPECIAL ACCESS SERVICE (Continued)

<div>5. Rates and Charges</div> <div>Circuit Termination – Non Competitive Counties Per Point of Termination</div> <table><thead><tr><th>Jurisdiction</th><th>Monthly Rates</th><th>Nonrecurring Charges</th></tr></thead><tbody><tr><td>Washington</td><td>27.00</td><td>200.00</td></tr></tbody></table>				Jurisdiction	Monthly Rates	Nonrecurring Charges	Washington	27.00	200.00						
Jurisdiction	Monthly Rates	Nonrecurring Charges													
Washington	27.00	200.00													
<div>D. Telegraph Grade Service</div> <div>1. Basic Service Description</div> <div>A Telegraph Grade circuit is an unconditioned circuit capable of transmitting binary signals at rates of 0-75 baud or 0-150 baud. This circuit is furnished for half-duplex or duplex operation. Telegraph Grade circuits are provided between customer designated premises or between a customer designated premises and a Telephone Company hub.</div>															
<div>2. Technical Specifications Packages</div> <table><thead><tr><th rowspan="2">Parameter</th><th colspan="3">Package TG -</th></tr><tr><th>C</th><th>1</th><th>2</th></tr></thead><tbody><tr><td>Telegraph Distortion</td><td>X</td><td>X</td><td>X</td></tr></tbody></table> <div>The technical specifications are delineated in Technical Reference TR-NPL-000336.</div>				Parameter	Package TG -			C	1	2	Telegraph Distortion	X	X	X	
Parameter	Package TG -														
	C	1	2												
Telegraph Distortion	X	X	X												
<div>3. Channel Interfaces</div> <div>Compatible channel interfaces are set forth in X. following.</div>															
<div>4. Optional Features and Functions</div> <div>Telegraph Bridging (two-wire and four-wire)</div> <div>The following table shows the technical specifications packages with which the optional features and functions are available.</div> <table><thead><tr><th rowspan="2"></th><th colspan="3">Available with Technical Specifications Package TG -</th></tr><tr><th>C</th><th>1</th><th>2</th></tr></thead><tbody><tr><td>Telegraph Bridging</td><td>X</td><td>X</td><td>X</td></tr></tbody></table>					Available with Technical Specifications Package TG -			C	1	2	Telegraph Bridging	X	X	X	
	Available with Technical Specifications Package TG -														
	C	1	2												
Telegraph Bridging	X	X	X												

VIII. SPECIAL ACCESS SERVICE (Continued)

<p>5. Rates and Charges</p> <p>Circuit Termination - Per Point of Termination – Non-Competitive Counties</p> <table> <tr> <th><u>Jurisdiction</u></th><th><u>2-Wire Monthly Rates</u></th><th><u>2-Wire Nonrecurring Charges</u></th></tr> <tr> <td>Washington</td><td>27.00</td><td>200.00</td></tr> </table> <table> <tr> <th><u>Jurisdiction</u></th><th><u>4-Wire Monthly Rates</u></th><th><u>4-Wire Nonrecurring Charges</u></th></tr> <tr> <td>Washington</td><td>32.41</td><td>200.00</td></tr> </table>			<u>Jurisdiction</u>	<u>2-Wire Monthly Rates</u>	<u>2-Wire Nonrecurring Charges</u>	Washington	27.00	200.00	<u>Jurisdiction</u>	<u>4-Wire Monthly Rates</u>	<u>4-Wire Nonrecurring Charges</u>	Washington	32.41	200.00
<u>Jurisdiction</u>	<u>2-Wire Monthly Rates</u>	<u>2-Wire Nonrecurring Charges</u>												
Washington	27.00	200.00												
<u>Jurisdiction</u>	<u>4-Wire Monthly Rates</u>	<u>4-Wire Nonrecurring Charges</u>												
Washington	32.41	200.00												
<p>E. <u>Voice Grade Service</u></p> <p>1. <i>Basic Circuit Description</i></p> <p>A Voice Grade Circuit is a circuit which provides voice frequency transmission capability in the nominal frequency range of 300 to 3000 Hz and may be terminated two-wire or four-wire. Effective 2-wire and 4-wire circuits are available as an Optional Feature and Function. Voice Grade circuits are provided between customer designated premises or between a customer designated premises and a Telephone Company hub.</p>														
<p>Voice Grade Service may be ordered in conjunction with Switched Access services as set forth in Section VII.C.2. preceding to provide access for a customer's communications service (e.g., WATS, 800, 888, or WATS-type service). When the customer orders the Switched Access Interface Arrangement, Voice Grade Circuits provide voice frequency transmission capability between an end user premises and a WATS Serving Office (WSO). All applicable Special Access rates and charges apply (including Optional Features and Functions charges). Technical Specifications and Optional Features and Functions available with this arrangement are indicated under Package VG-SI in VIII.E.5. following.</p>														

VIII. SPECIAL ACCESS SERVICE (Continued)

<i>2. Technical Specifications Packages</i>														
<u>Parameter</u>	<u>Package VG -</u>													
	<u>C²⁴</u>	<u>1</u>	<u>2</u>	<u>3</u>	<u>4</u>	<u>5</u>	<u>6</u>	<u>7</u>	<u>8</u>	<u>9</u>	<u>10</u>	<u>11</u>	<u>12</u>	<u>SI</u>
Attenuation														
Distortion	X	X	X	X	X	X	X	X	X	X	X	X	X	X
C-Message														
Noise	X	X	X	X	X	X	X	X	X	X	X	X	X	X
Echo Control	X	X	X	X		X		X	X		X	X	X	X
Envelope Delay														
Distortion	X					X	X	X	X	X	X	X	X	X
Frequency Shift	X					X	X	X	X	X	X	X	X	X
Impulse Noise	X				X	X	X	X	X	X	X	X	X	X
Intermodulation														
Distortion	X				X	X	X	X	X	X	X	X	X	X
Loss Deviation	X	X	X	X	X	X	X	X	X	X	X	X	X	X
Phase Hits, Gain Hits, and Dropouts	X					X	X	X	X	X	X	X	X	X
Phase Jitter	X					X	X	X	X	X	X	X	X	X
Return Loss														X
Signal-to-C Message					X									
Noise														
Signal-to-C Notch Noise	X				X	X	X	X	X	X	X	X	X	X
The technical specifications for these parameters (except for dropouts, gain hits, and phase hits) are delineated in Technical Reference TR-NWT-000335, Issue 3, and associated Addendum. The technical specifications for dropouts, phase hits, and gain hits are delineated in Technical Reference PUB 41004, Table 4.														
<i>3. Channel Interfaces</i>														
The following channel interfaces for Voice Grade service do not require signaling capability: AH, DA, DB, DD, DE DS, NO, PR and TF.														
The following channel interfaces for Voice Grade service require signaling capability: AB, AC, CT, DX, DY, EA, EB, EC, EX, GO, GS, LA, LB, LC, LO, LR, LS, RV, and SF.														
Compatible channel interfaces are set forth in X. following.														

²⁴ The desired parameters are selected by the customer from the list of available parameters.

VIII. SPECIAL ACCESS SERVICE (Continued)

<p>4. Optional Features and Functions</p> <p>a. Central Office Bridging Capability</p> <p>(1) Voice Bridging (two-wire and four-wire)</p>	
<p>(2) Data Bridging (two-wire or four-wire)</p>	
<p>(3) Telephoto Bridging (two-wire and four-wire)</p>	
<p>(4) Dataphone Select-A-Station Bridging with sequential arrangement ports or addressable arrangement ports</p>	
<p>(5) Telemetry and Alarm Bridging, Split Band-Active Bridging, Passive Bridging, Summation-Active Bridging</p>	
<p>b. Central Office Multiplexing</p> <p>Voice to Telegraph Grade: An arrangement that converts a Voice Grade circuit to Telegraph Grade circuits using frequency division multiplexing.</p>	
<p>c. Conditioning</p> <p>Conditioning provides more specific transmission characteristics for Voice Grade services. C-Type conditioning controls attenuation distortion and envelope delay distortion. Sealing Current helps maintain continuity on dry metallic loops.</p>	
<p>For two-point services, the parameters apply to each service. For multipoint services, the parameters apply to each mid link or end link. C-Type conditioning and Data Capability may be combined on the same service.</p> <p>(1) C-Type Conditioning</p> <p>C-Type Conditioning is provided for the additional control of attenuation distortion and envelope delay distortion on data services. The attenuation distortion and envelope delay distortion specifications for C-Type Conditioning are delineated in Technical Reference TR-NWT-000335, Issue 3.</p>	

VIII. SPECIAL ACCESS SERVICE (Continued)

<p>(2) Improved C-Type Conditioning</p> <p>Improved C-Type Conditioning options are provided in conjunction with C-Type Conditioning at the rates set forth in Section VIII.E.5. following. The C-Type Conditioning rate shall apply only once regardless if one or both of the following Improved Options are ordered.</p> <p>(a) Improved Attenuation Distortion</p> <p>Improved Attenuation Distortion upgrades the frequency versus loss limits of the channel. The technical specifications for Improved Attenuation Distortion are delineated in Technical Reference TR-NWT-000335, Issue 3. This option is provided in conjunction with C-Type conditioning.</p>	
<p>(b) Improved Envelope Delay Distortion</p> <p>Improved Envelope Delay Distortion upgrades the frequency versus delay response limits of the channel. The technical specifications for Improved Envelope Delay Distortion are delineated in Technical Reference TR-NWT-000335, Issue 3. This option is provided in conjunction with C-Type conditioning.</p>	
<p>(3) Sealing Current</p> <p>Sealing Current Conditioning is provided to help maintain continuity on dry metallic loops. It is usually associated with four-wire DA or NO type channel interfaces.</p>	
<p>d. Customer Specified Premises Receive Level</p> <p>This option allows the customer to specify the receive level at the Point of Termination. This level must be within a specific range on effective four-wire transmission. The ranges are delineated in Technical Reference TR-NWT-000335, Issue 3.</p>	
<p>e. Improved Return Loss</p> <p>(1) On Effective Four-Wire Transmission at Four-Wire Point of Termination (applicable to each two-wire port): Provides for a fixed 600 ohm impedance, variable level range and simplex reversal. Telephone Company equipment is required at the customer's premises where this option is ordered. The Improved Return Loss parameters are delineated in Technical Reference TR-NWT-000335, Issue 3.</p>	
<p>(2) On Effective Four-Wire Transmission at Two-Wire Point of Termination: Provides for more stringent Echo Control specifications. In order for this option to be applicable, the transmission path must be four-wire at one POT and two-wire at the other POT. Placement of Telephone Company equipment may be required at the customer's premises with the two-wire POT. The Improved Return Loss parameters are delineated in Technical Reference TR-NWT-000335, Issue 3.</p>	

VIII. SPECIAL ACCESS SERVICE (Continued)

<p>f. Data Capability</p> <p>Data Capability provides transmission characteristics suitable for data communications. Specifically, Data Capability provides for the control of Signal to C-Notched Noise Ratio and intermodulation distortion. It is available for two-point services or multipoint services.</p>																	
<p>The Signal to C-Notched Noise Ratio and intermodulation distortion parameter for Data Capability are:</p> <ul style="list-style-type: none">- Signal to C-Notched Ratio is greater than or equal to 32dB Intermodulation distortion- Signal to second order modulation products (R2) is greater than or equal to 38dB- Signal to third order modulation products (R3) is greater than or equal to 42dB																	
<p>When a service equipped with Data Capability is used for voice communications, the quality of the voice transmission may not be satisfactory.</p>																	
<p>g. Telephoto Capability</p> <p>Telephoto Capability provides transmission characteristics suitable for telephotographic communications. Specifically, Telephoto Capability is provided for the control of attenuation distortion and envelope delay distortion of telephotographic services. The attenuation distortion and envelope delay distortion parameters for Telephoto Capability are:</p> <table><thead><tr><th colspan="2"><u>Attenuation Distortion</u> (1004Hz Reference)</th><th colspan="2"><u>Envelope Delay Distortion</u></th></tr><tr><th>Frequency Range (Hz)</th><th>Variation (dB)</th><th>Frequency Range (Hz)</th><th>Variation (mcs)</th></tr></thead><tbody><tr><td>500-3000</td><td>-0.5 to +1.5</td><td>1000-2600</td><td>110</td></tr><tr><td>300-3200</td><td>-1.0 to +2.5</td><td>800-2800</td><td>180</td></tr></tbody></table>	<u>Attenuation Distortion</u> (1004Hz Reference)		<u>Envelope Delay Distortion</u>		Frequency Range (Hz)	Variation (dB)	Frequency Range (Hz)	Variation (mcs)	500-3000	-0.5 to +1.5	1000-2600	110	300-3200	-1.0 to +2.5	800-2800	180	
<u>Attenuation Distortion</u> (1004Hz Reference)		<u>Envelope Delay Distortion</u>															
Frequency Range (Hz)	Variation (dB)	Frequency Range (Hz)	Variation (mcs)														
500-3000	-0.5 to +1.5	1000-2600	110														
300-3200	-1.0 to +2.5	800-2800	180														
<p>h. Signaling Capability</p> <p>Signaling Capability provides for the ability to transmit signals from one customer premises to another customer premises on the same service.</p>																	
<p>i. Selective Signaling Arrangement</p> <p>An arrangement that permits code selective ringing for up to ten (10) codes on a multipoint service.</p>																	

VIII. SPECIAL ACCESS SERVICE (Continued)

j. Transfer Arrangement	
An arrangement that affords the customer an additional measure of flexibility in the use of their access circuits. The arrangement can be utilized to transfer a leg of a Special Access Service to another circuit that terminates in either the same or a different customer premises. A key activated or dial-up control service is required to operate the transfer arrangement. A spare circuit, if required, is not included as part of the option.	
k. Four-Wire/Two-Wire Conversions	
The term "Effective 2-Wire" denotes a condition which permits the simultaneous transmission in both directions over a channel, but it is not possible to insure independent information transmission in both directions. Effective 2-wire channels may be terminated with 2-wire or 4-wire interfaces.	
The term "Effective 4-Wire" denotes a condition which permits the simultaneous independent transmission of information in both directions over a channel. The method of implementing effective 4-wire transmission is at the discretion of the Telephone Company (physical, time domain, frequency-domain separation or echo cancellation techniques). Effective 4-wire channels may be terminated with a 2-wire interface at the customer's premises. However, when terminated 2-wire, simultaneous independent transmission cannot be supported because the two wire interface combines the transmission paths into a single path.	
When a customer requests that an effective four-wire circuit be terminated with a two-wire circuit interface at the customer designated premises, a four-wire to two-wire conversion is required. The customer will be charged the 4-wire Circuit Termination rate when an effective four-wire is specified in the customer's order. The rate for the conversion is included as part of the basic Circuit Termination rate.	

VIII. SPECIAL ACCESS SERVICE (Continued)

The following table shows the technical specifications packages with which the optional features and functions are available.														
Parameter	Available with Technical Specifications Package VG -													
	<u>C²⁵</u>	<u>1</u>	<u>2</u>	<u>3</u>	<u>4</u>	<u>5</u>	<u>6</u>	<u>7</u>	<u>8</u>	<u>9</u>	<u>10</u>	<u>11</u>	<u>12</u>	<u>SI</u>
C-Type														
Conditioning	X						X	X	X	X	X	X		
Central Office														
Bridging														
Capability	X		X			X	X				X	X	X	
Central Office														
Multiplexing	X						X							
Customer														
Specified														
Premises														
Receive														
Level	X		X	X				X	X	X				
Data Capability	X						X	X			X			
Improved														
Return Loss														
- For Effective														
Four-Wire														
Transmission	X	X	X	X	X	X	X	X	X	X	X	X	X	X
- For Effective														
Two-Wire														
Transmission	X		X	X				X						X
Sealing														
Current														
Conditioning	X						X							
Selective														
Signaling														
Arrangement	X		X			X	X				X	X	X	
Signalling														
Capability	X	X	X	X				X	X	X				²⁵
Transfer														
Arrangement	X	X	X	X	X	X	X	X	X	X	X	X	X	X

²⁵ Signaling is provided in conjunction with Switched Access as set forth in VII.C.2.f..

VIII. SPECIAL ACCESS SERVICE (Continued)

The technical specifications are delineated in Technical Reference GR-337-CORE, Issue 1.																															
<p>3. <i>Channel Interfaces</i></p> <p>The following channel interfaces (CIs) define the bandwidths that are available for a Program Audio circuit:</p> <table><tr><td><u>CI</u></td><td><u>Bandwidth</u></td></tr><tr><td>PG-1</td><td>Nominal frequency from 50 to 15000 Hz</td></tr><tr><td>PG-3</td><td>Nominal frequency from 200 to 3500 Hz</td></tr><tr><td>PG-5</td><td>Nominal frequency from 100 to 5000 Hz</td></tr><tr><td>PG-8</td><td>Nominal frequency from 50 to 8000 Hz</td></tr></table>		<u>CI</u>	<u>Bandwidth</u>	PG-1	Nominal frequency from 50 to 15000 Hz	PG-3	Nominal frequency from 200 to 3500 Hz	PG-5	Nominal frequency from 100 to 5000 Hz	PG-8	Nominal frequency from 50 to 8000 Hz																				
<u>CI</u>	<u>Bandwidth</u>																														
PG-1	Nominal frequency from 50 to 15000 Hz																														
PG-3	Nominal frequency from 200 to 3500 Hz																														
PG-5	Nominal frequency from 100 to 5000 Hz																														
PG-8	Nominal frequency from 50 to 8000 Hz																														
Compatible channel interfaces are set forth in X. following.																															
<p>4. <i>Optional Features and Functions</i></p> <p>a. Central Office Bridging Capability</p> <p>Distribution Amplifier</p>																															
<p>b. Gain Conditioning</p> <p>Control of 1004 Hz AML at initiation of service to OdB ± 0.5 dB.</p>																															
<p>c. Stereo</p> <p>Provision of a pair of gain/phase equalized channels for stereo applications. (Additional AP channel must be ordered separately).</p>																															
<p>The following table shows the technical specifications packages with which the optional features and functions are available.</p> <table><tr><td></td><td colspan="5">Available with Technical Specifications Package AP -</td></tr><tr><td></td><td><u>C</u></td><td><u>1</u></td><td><u>2</u></td><td><u>3</u></td><td><u>4</u></td></tr><tr><td>Central Office Bridging Capability</td><td>X</td><td>X</td><td>X</td><td>X</td><td>X</td></tr><tr><td>Gain Conditioning</td><td>X</td><td>X</td><td>X</td><td>X</td><td>X</td></tr><tr><td>Stereo</td><td>X</td><td></td><td></td><td></td><td>X</td></tr></table>			Available with Technical Specifications Package AP -						<u>C</u>	<u>1</u>	<u>2</u>	<u>3</u>	<u>4</u>	Central Office Bridging Capability	X	X	X	X	X	Gain Conditioning	X	X	X	X	X	Stereo	X				X
	Available with Technical Specifications Package AP -																														
	<u>C</u>	<u>1</u>	<u>2</u>	<u>3</u>	<u>4</u>																										
Central Office Bridging Capability	X	X	X	X	X																										
Gain Conditioning	X	X	X	X	X																										
Stereo	X				X																										

VIII. SPECIAL ACCESS SERVICE (Continued)

5. <i>Optional Features and Functions</i>			
Circuit Termination - Per Point of Termination – Non-Competitive Counties			
<u>200-3500 Hz</u>			
<u>Jurisdiction</u>	<u>Monthly Rates</u>	<u>Daily Rates</u>	<u>Nonrecurring Charge</u>
Washington	33.23	3.32	200.00
<u>100-5000 Hz</u>			
<u>Jurisdiction</u>	<u>Monthly Rates</u>	<u>Daily Rates</u>	<u>Nonrecurring Charge</u>
Washington	33.23	3.32	200.00
<u>50-8000 Hz</u>			
<u>Jurisdiction</u>	<u>Monthly Rates</u>	<u>Daily Rates</u>	<u>Nonrecurring Charge</u>
Washington	33.23	3.32	200.00
<u>50-15000 Hz</u>			
<u>Jurisdiction</u>	<u>Monthly Rates</u>	<u>Daily Rates</u>	<u>Nonrecurring Charge</u>
Washington	33.23	3.32	200.00
G. <u>Program Audio Service</u>			
1. <i>Basic Circuit Description</i>			
<p>A Video Digital Transport Service TV-1 Analog circuit is a circuit with one-way transmission capability for a standard 525 line/60 field monochrome, or National Television Systems Committee color video signal and one or two associated 5 or 15 kHz audio signal(s). The bandwidth for a video circuit is either 30 Hz to 4.5 MHz or 30 Hz to 6.6 MHz. The associated audio signal(s) may be either duplexed or provided as one or two separate circuits. The provision and the bandwidth of the associated audio signal(s) is a function of the channel interface selected by the customer. Video Digital Transport Service TV-1 Analog circuits are provided between customer designated premises or between a customer designated premises and a Telephone Company hub.</p>			

VIII. SPECIAL ACCESS SERVICE (Continued)

<i>2. Technical Specifications Packages</i>			
<u>Parameter</u>	<u>Package TV -</u>		
	<u>C²⁷</u>	<u>1</u>	<u>2</u>
Amplitude vs. Frequency Response	X		
Chrominance/Luminance Inequalities			
Gain	X	X	X
Delay	X	X	X
Chrominance/Luminance Intermodulation	X		
Chrominance Nonlinear Gain	X		
Chrominance Nonlinear Phase	X		
Crosstalk	X		X
Differential Gain	X	X	X
Differential Phase	X	X	X
Dynamic Gain (picture and synch signal)	X		
Field-Time Distortion	X	X	X
Gain/Frequency Distortion	X	X	X
Gain Stability	X	X	X
Insertion Gain	X	X	X
Line-Time Distortion	X	X	X
Long-Time Distortion	X	X	X
Luminance Nonlinearity	X		
Luminance Signal/CCIR Weighted Noise	X	X	X
Short-Time Distortion			
2 T Pulse	X	X	X
T – Bar Ringing	X	X	X
Signal/15 kHz Flat Weighted Noise	X	X	X
Signal/Low Frequency Noise	X		
Stereo Gain Difference	X	X	
Stereo Phase Difference	X	X	
Total Harmonic Distortion	X	X	X
Transient Sync Signal Non-Linearity	X		
Video/Audio Delay Difference	X		
The technical specifications are delineated in Technical Reference GR-338-CORE, Issue 1, and associated Addendum.			

²⁷ The desired parameters are selected by the customer from the list of available parameters.

VIII. SPECIAL ACCESS SERVICE (Continued)

<p>3. Channel Interfaces</p> <p>The following channel interfaces (CIs) define the bandwidth and the provision of the audio signal(s) associated with a Video Digital Transport Service TV-1 Analog circuit:</p> <table> <tr> <th>CI</th><th>Audio Bandwidth</th><th>Provision Audio Channels</th></tr> <tr> <td>02TV7.15</td><td>15kHz</td><td>1 or 2 Channels, separate</td></tr> <tr> <td>04TV6.15</td><td>15kHz</td><td>1 or 2 Channels, separate</td></tr> <tr> <td>04TV6.15A</td><td>15kHz</td><td>1, 2, 3, or 4 Channels, separate</td></tr> <tr> <td>04TV6.20A</td><td>20kHz</td><td>1, 2, 3, or 4 Channels, separate</td></tr> <tr> <td>04TV7.15</td><td>15kHz</td><td>1 or Channels, separate</td></tr> <tr> <td>04TV7.15A</td><td>15kHz</td><td>1, 2, 3, or 4 Channels, separate</td></tr> <tr> <td>04TV7.20A</td><td>20kHz</td><td>1, 2, 3, or 4 Channels, separate</td></tr> <tr> <td>06TV6.15</td><td>15kHz</td><td>1 or Channels, separate</td></tr> <tr> <td>06TV6.15A</td><td>15kHz</td><td>1, 2, 3, or 4 Channels, separate</td></tr> <tr> <td>06TV6.20A</td><td>15kHz</td><td>1, 2, 3, or 4 Channels, separate</td></tr> <tr> <td>06TV7.15</td><td>20kHz</td><td>1 or Channels, separate</td></tr> <tr> <td>08TV6.15A</td><td>5kHz</td><td>1, 2, 3, or 4 Channels, separate</td></tr> <tr> <td>10TV6.15A</td><td>15kHz</td><td>1, 2, 3, or 4 Channels, separate</td></tr> <tr> <td>10TV6.20A</td><td>20kHz</td><td>1, 2, 3, or 4 Channels, separate</td></tr> </table>			CI	Audio Bandwidth	Provision Audio Channels	02TV7.15	15kHz	1 or 2 Channels, separate	04TV6.15	15kHz	1 or 2 Channels, separate	04TV6.15A	15kHz	1, 2, 3, or 4 Channels, separate	04TV6.20A	20kHz	1, 2, 3, or 4 Channels, separate	04TV7.15	15kHz	1 or Channels, separate	04TV7.15A	15kHz	1, 2, 3, or 4 Channels, separate	04TV7.20A	20kHz	1, 2, 3, or 4 Channels, separate	06TV6.15	15kHz	1 or Channels, separate	06TV6.15A	15kHz	1, 2, 3, or 4 Channels, separate	06TV6.20A	15kHz	1, 2, 3, or 4 Channels, separate	06TV7.15	20kHz	1 or Channels, separate	08TV6.15A	5kHz	1, 2, 3, or 4 Channels, separate	10TV6.15A	15kHz	1, 2, 3, or 4 Channels, separate	10TV6.20A	20kHz	1, 2, 3, or 4 Channels, separate
CI	Audio Bandwidth	Provision Audio Channels																																													
02TV7.15	15kHz	1 or 2 Channels, separate																																													
04TV6.15	15kHz	1 or 2 Channels, separate																																													
04TV6.15A	15kHz	1, 2, 3, or 4 Channels, separate																																													
04TV6.20A	20kHz	1, 2, 3, or 4 Channels, separate																																													
04TV7.15	15kHz	1 or Channels, separate																																													
04TV7.15A	15kHz	1, 2, 3, or 4 Channels, separate																																													
04TV7.20A	20kHz	1, 2, 3, or 4 Channels, separate																																													
06TV6.15	15kHz	1 or Channels, separate																																													
06TV6.15A	15kHz	1, 2, 3, or 4 Channels, separate																																													
06TV6.20A	15kHz	1, 2, 3, or 4 Channels, separate																																													
06TV7.15	20kHz	1 or Channels, separate																																													
08TV6.15A	5kHz	1, 2, 3, or 4 Channels, separate																																													
10TV6.15A	15kHz	1, 2, 3, or 4 Channels, separate																																													
10TV6.20A	20kHz	1, 2, 3, or 4 Channels, separate																																													
Compatible channel interfaces are set forth in X. following.																																															
<p>4. Rate Application</p> <p>a. General</p> <p>Video Digital Transport Service TV1-Analog service is available under a month-to-month arrangement or on a term commitment plan of one (1), two (2), three (3) or five (5) years. The month-to-month offering requires a minimum service period of three (3) months.</p>																																															
Where appropriate facilities are not available, Special Construction charges may apply as set forth in Section VI.A.12. preceding to provide such facilities required to meet the customer's request.																																															
<p>(1) Video Digital Transport Service TV1-Analog Dedicated Video Line</p> <p>The Video Digital Transport Service TV1-Analog Dedicated Video Line (DVL) rate element provides for a non-switched Video Digital Transport Service TV1-Analog line connection between the customer dedicated location and its serving wire center for the purpose of point-to-point video transmission without connecting to a Telephone Company video switch.</p>																																															

VIII. SPECIAL ACCESS SERVICE (Continued)

<p>(2) Video Digital Transport Service TV1-Analog Transport</p> <p>The Video Digital Transport Service TV1-Analog Transport rate element provides for the interoffice transmission facilities for service arrangements where the customer designated locations are not served by the same wire center. Where a service is provided by more than one company, transport will be measured to the meet point as set forth under Section VI.B.. Transport rates are applied per airline mile.</p>	
<p>(3) Video Digital Transport Service TV1-Analog Optional Features</p> <p>One (1) or two (2) audio channels are provided with each Video Digital Transport Service TV1-Analog arrangement. Auxiliary audio channels 4TV5, 6TV5 and TV15 are provided as part of Video Digital Transport Service TV1-Analog service at no additional charge.</p>	
<p>b. Term Commitment Plan (TC)²⁸</p> <p>(1) General</p> <p>Video Digital Transport Service TV1-Analog service is available on a Term Commitment Plan (TCP) of one (1), two (2), three (3) or five (5) year plan rates as set forth under VIII.G.5. following.</p> <p>(a) The customer must designate on the ASR the commitment term selected.</p>	
<p>(b) Inside moves in accordance with VIII.B.1.d.(4)(a) will not incur termination liability charges.</p>	
<p>(c) Outside moves in accordance with VIII.B.1.d.(4)(b) will allow the customer to retain the same TCP period. Any other move will be treated as a disconnect of the service and termination liability charges will apply.</p>	
<p>(2) Change in Term Length</p> <p>Prior to the completion of the selected TCP term, the customer may elect to convert to a new TCP of the same or different term length subject to the following:</p> <p>(a) No term credit is applied for payments made under the original plan.</p>	
<p>(b) If the new term selected is shorter than the time remaining under the existing TCP, the change to the new TCP constitutes a disconnect of the existing TCP and termination liability charges will apply.</p>	

²⁸ Effective November 21, 2017, new subscriptions to term Commitment Plan are no longer permitted. TCP customers subscribed as of November 21, 2017 may continue with their existing subscriptions. If at any time an existing customer terminates its TCP, the customer may not re-subscribe to the plan.

VIII. SPECIAL ACCESS SERVICE (Continued)

<p>(3) Renewal Options</p> <p>(a) All the expiration of a TCP period, the Telephone Company will automatically renew the service at the same TCP period unless the customer chooses to convert to month-to-month, to convert to a different TCP, or to discontinue service.</p>	
<p>(b) Conversion to a different TCP period will require the customer to submit a change order ASR. Conversion to a different TCP period will be allowed without application of any nonrecurring or ordering charges.</p>	
<p>(c) Conversion to month-to-month rates will be treated as a disconnect of service and establishment of new service. If no other changes are ordered, no NRCs will apply.</p>	
<p>(4) Notification of Discontinuance</p> <p>An ASR for discontinuance of a TCP arrangement must be received by the Telephone Company at least thirty (30) days prior to actual disconnect of service. Monthly rates will apply for a period of thirty (30) days from the date the Telephone Company receives disconnect notification or until the requested disconnect date, whichever period is longer.</p>	
<p>(5) Termination Liability</p> <p>When a TCP is discontinued prior to the end of the commitment period, termination liability charges, as set forth following, will apply based on the remainder of the TCP period in effect at the time of disconnect.</p> <p>(a) One-Year TCP – fifty percent (50%) of any remaining portion of the first (1st) year's monthly rates.</p>	
<p>(b) Two-Year TCP – fifty percent (50%) of any remaining portion of the first (1st) year's monthly rates. In addition, for any remaining portion of the second (2nd) year, the customer will be liable for ten percent (10%) of the total monthly rates in that time period.</p>	
<p>(c) Three-Year TCP – fifty percent (50%) of any remaining portion of the first (1st) year's monthly rates. In addition, for any remaining portion of the second (2nd) and third (3rd) years, the customer will be liable for ten percent (10%) of the total monthly rates in that time period.</p>	
<p>(d) Five-Year TCP – fifty percent (50%) of any remaining portion of the first (1st) year's monthly rates. In addition, for any remaining portion of the second (2nd) through fifth (5th) years, the customer will be liable for twenty percent (20%) of the total monthly rates in that time period.</p>	

VIII. SPECIAL ACCESS SERVICE (Continued)

(6) Termination Without Liability																									
During a TCP period, should the currently effective rates for a customer's Video Digital Transport Service TV-1 Analog service increase, the customer may, at their option, terminate the TCP arrangement without minimum period charges or termination liability charges.																									
5. Rates and Charges																									
a. Video Digital Transport Service TV-1 Analog Dedicated Video Line - Per Point of Termination – Non-Competitive Counties																									
<table><tr><td></td><td colspan="2"><u>Month-to-Month</u></td><td colspan="2"><u>One Year</u></td></tr><tr><td><u>Jurisdiction</u></td><td><u>Nonrecurring Charge</u></td><td><u>Monthly Rate</u></td><td><u>Nonrecurring Charge</u></td><td><u>Monthly Rate</u></td></tr><tr><td>Washington</td><td>1,000.00</td><td>535.00</td><td>500.00</td><td>511.00</td></tr></table>						<u>Month-to-Month</u>		<u>One Year</u>		<u>Jurisdiction</u>	<u>Nonrecurring Charge</u>	<u>Monthly Rate</u>	<u>Nonrecurring Charge</u>	<u>Monthly Rate</u>	Washington	1,000.00	535.00	500.00	511.00						
	<u>Month-to-Month</u>		<u>One Year</u>																						
<u>Jurisdiction</u>	<u>Nonrecurring Charge</u>	<u>Monthly Rate</u>	<u>Nonrecurring Charge</u>	<u>Monthly Rate</u>																					
Washington	1,000.00	535.00	500.00	511.00																					
<table><tr><td></td><td colspan="2"><u>Two Year</u></td><td colspan="2"><u>Three Year</u></td><td colspan="2"><u>Five Year</u></td></tr><tr><td><u>Jurisdiction</u></td><td><u>Nonrecurring Charge</u></td><td><u>Monthly Rate</u></td><td><u>Nonrecurring Charge</u></td><td><u>Monthly Rate</u></td><td><u>Nonrecurring Charge</u></td><td><u>Monthly Rate</u></td></tr><tr><td>Washington</td><td>0.00</td><td>500.00</td><td>0.00</td><td>495.00</td><td>0.00</td><td>490.00</td></tr></table>						<u>Two Year</u>		<u>Three Year</u>		<u>Five Year</u>		<u>Jurisdiction</u>	<u>Nonrecurring Charge</u>	<u>Monthly Rate</u>	<u>Nonrecurring Charge</u>	<u>Monthly Rate</u>	<u>Nonrecurring Charge</u>	<u>Monthly Rate</u>	Washington	0.00	500.00	0.00	495.00	0.00	490.00
	<u>Two Year</u>		<u>Three Year</u>		<u>Five Year</u>																				
<u>Jurisdiction</u>	<u>Nonrecurring Charge</u>	<u>Monthly Rate</u>	<u>Nonrecurring Charge</u>	<u>Monthly Rate</u>	<u>Nonrecurring Charge</u>	<u>Monthly Rate</u>																			
Washington	0.00	500.00	0.00	495.00	0.00	490.00																			
b. Video Digital Transport Service TV-1 Analog Transport																									
(Reserved for Future Use)																									
H. <u>Wideband Analog Service</u>																									
1. Basic Circuit Description																									
A Wideband Analog circuit is a circuit with a bandwidth measured in kHz for the transmission of a wideband signal. The actual bandwidth is a function of the channel interface selected by the customer. The bandwidths are from 60 to 108 kHz (Group), from 312 to 552 kHz (Supergroup), from 564 to 3084 kHz (Mastergroup), from 300 Hz to 18 kHz, from 29 to 44 kHz or from 28 to 44 kHz. Wideband Analog circuits are provided between customer designated premises or between a customer designated premises and a Telephone Company hub.																									

VIII. SPECIAL ACCESS SERVICE (Continued)

2. <i>Technical Specifications Packages</i>					
	Package WA				
	<u>1</u>	<u>2</u>	<u>2A</u>	<u>3</u>	<u>4</u>
Amplitude Stability	X	X			
Background Noise	X	X	X	X	X
Frequency Shift	X	X	X		
Gain/Frequency Characteristics of:					
- Group Connections	X			X	X
- Supergroup Connections		X			
- Mastergroup Connections			X		
Impulse Noise	X	X	X		
Net Loss Variations	X	X	X	X	X
Pilot Slot	X	X	X		
Spurious Single Frequency Tone	X	X	X		
The technical specifications are delineated in Technical Reference PUB TR-NPL-000339.					
3. <i>Channel Interfaces</i>					
The following channel interfaces (CIs) define the bandwidths that are available for a Wideband Analog channel:					
<u>CI</u>	<u>Bandwidth</u>				
AH-B	60 kHz to 108 kHz (group)				
AH-B	312 kHz to 552 kHz (supergroup)				
AH-D	564 kHz to 3084 kHz (mastergroup)				
WD-1	300 kHz to 18 kHz				
WD-2	29 kHz to 44 kHz				
WD-3	28 kHz to 44 kHz				
Compatible channel interfaces are set forth in X. following.					
4. <i>Optional Features and Functions</i>					
Central Office Multiplexing					
a. Mastergroup to Supergroup					
An arrangement that converts a Mastergroup circuit to ten (10) Supergroup circuits using frequency division multiplexing.					
b. Supergroup to Group					
An arrangement that converts a Supergroup circuit to five (5) Group circuits using frequency division multiplexing.					

VIII. SPECIAL ACCESS SERVICE (Continued)

<p>c. Group to Voice</p> <p>An arrangement that converts a Group circuit to twelve (12) Voice Grade circuits using frequency division multiplexing.</p>																																											
<p>d. Group to DS1</p> <p>An arrangement that converts two (2) Group circuit to DS1 circuit using analog to digital conversion.</p>																																											
<p>The following table shows the technical specifications packages with which the optional features and functions are available.</p> <table><tr><td></td><td colspan="5">Available with Technical Specifications Package WA -</td></tr><tr><td></td><td><u>1</u></td><td><u>2</u></td><td><u>2A</u></td><td><u>3</u></td><td><u>4</u></td></tr><tr><td>Central Office Multiplexing:</td><td></td><td></td><td>X</td><td></td><td></td></tr><tr><td>Mastergroup to Supergroup</td><td></td><td></td><td></td><td></td><td></td></tr><tr><td>Supergroup to Group</td><td></td><td>X</td><td></td><td></td><td></td></tr><tr><td>Group to Voice</td><td>X</td><td></td><td></td><td></td><td></td></tr><tr><td>Group to DS1</td><td></td><td></td><td></td><td></td><td></td></tr></table>			Available with Technical Specifications Package WA -						<u>1</u>	<u>2</u>	<u>2A</u>	<u>3</u>	<u>4</u>	Central Office Multiplexing:			X			Mastergroup to Supergroup						Supergroup to Group		X				Group to Voice	X					Group to DS1					
	Available with Technical Specifications Package WA -																																										
	<u>1</u>	<u>2</u>	<u>2A</u>	<u>3</u>	<u>4</u>																																						
Central Office Multiplexing:			X																																								
Mastergroup to Supergroup																																											
Supergroup to Group		X																																									
Group to Voice	X																																										
Group to DS1																																											
<p>5. <i>Rates and Charges</i></p> <p>Circuit Termination</p> <p>- Per Point of Termination</p>																																											
<p>Monthly Rates and Nonrecurring Charges for all jurisdictions of the Issuing Carriers listed on I., Sheet 1 will be determined on an Individual Case Basis and filed in Section VIII.L. following.</p>																																											
<p>Available frequency: bandwidths formats are as follows:</p> <p>Frequency</p> <p><u>Bandwidths</u></p> <p>60 kHz – 108 kHz</p> <p>312 kHz – 552 kHz</p> <p>564 kHz – 3084 kHz</p> <p>300 kHz – 18 kHz</p> <p>29 kHz – 44 kHz</p>																																											

VIII. SPECIAL ACCESS SERVICE (Continued)

<div>I. <u>Wideband Data Service</u></div>																				
<div>1. <i>Basic Circuit Description</i></div> <div>A Wideband Data circuit is an analog circuit for the transmission of synchronous serial data at the rate of 19.2, 50.0, or 230.4 kbps or of asynchronous serial data at rates of up to 19.2, 50.0, or 230.4 kbps. Optional arrangements are available for transmission of synchronous serial data at 18.75 or 40.8 kbps. The actual bit rate is a function of the channel interface selected by the customer. This service requires a 303 Data Station(s). The 303 Data Station provides coupling between the customers business machine and the wideband data transmission medium. A voice band coordinating channel is also provided. Wideband Data circuits are provided between customer designated premises.</div>																				
<div>2. <i>Technical Specifications Packages</i></div> <table><tr><td></td><td colspan="3"><u>Package WD-</u></td></tr><tr><td><u>Parameter</u></td><td><u>1</u></td><td><u>2</u></td><td><u>3</u></td></tr><tr><td>Error-Free Seconds</td><td>X</td><td>X</td><td>X</td></tr></table> <div>While in service, the monthly average of error-free seconds will be equal to or greater than 98.75%.</div>				<u>Package WD-</u>			<u>Parameter</u>	<u>1</u>	<u>2</u>	<u>3</u>	Error-Free Seconds	X	X	X						
	<u>Package WD-</u>																			
<u>Parameter</u>	<u>1</u>	<u>2</u>	<u>3</u>																	
Error-Free Seconds	X	X	X																	
<div>3. <i>Channel Interfaces</i></div> <div>The following channel interfaces (CIs) define the bit rates that are available for a Wideband Data circuit:</div> <table><tr><td><u>CI</u></td><td><u>Bit Rate</u></td></tr><tr><td>WB-18S</td><td>18.75 kbps, synchronous</td></tr><tr><td>WB-19A</td><td>up to 19.2 kbps, asynchronous</td></tr><tr><td>WB-19S</td><td>19.2 kbps, synchronous</td></tr><tr><td>WB-23A</td><td>up to 230.4 kbps, asynchronous</td></tr><tr><td>WB-23S</td><td>230.4 kbps, synchronous</td></tr><tr><td>WB-40S</td><td>40.8 kbps, synchronous</td></tr><tr><td>WB-50A</td><td>up to 50.0 kbps, asynchronous</td></tr><tr><td>WB-50S</td><td>50.0 kbps, synchronous</td></tr></table> <div>Compatible channel interfaces are set forth in X. following.</div>			<u>CI</u>	<u>Bit Rate</u>	WB-18S	18.75 kbps, synchronous	WB-19A	up to 19.2 kbps, asynchronous	WB-19S	19.2 kbps, synchronous	WB-23A	up to 230.4 kbps, asynchronous	WB-23S	230.4 kbps, synchronous	WB-40S	40.8 kbps, synchronous	WB-50A	up to 50.0 kbps, asynchronous	WB-50S	50.0 kbps, synchronous
<u>CI</u>	<u>Bit Rate</u>																			
WB-18S	18.75 kbps, synchronous																			
WB-19A	up to 19.2 kbps, asynchronous																			
WB-19S	19.2 kbps, synchronous																			
WB-23A	up to 230.4 kbps, asynchronous																			
WB-23S	230.4 kbps, synchronous																			
WB-40S	40.8 kbps, synchronous																			
WB-50A	up to 50.0 kbps, asynchronous																			
WB-50S	50.0 kbps, synchronous																			

VIII. SPECIAL ACCESS SERVICE (Continued)

4. <i>Optional Features and Functions</i>			
Key Activated Transfer Arrangement: An arrangement that affords the customer an additional measure of flexibility in the use of their access circuit(s). The arrangement can be utilized to transfer a leg of a Special Access Service to either a spare or working circuit that terminates in either the same or a different customer premises. A key activated control service is required to operate the transfer arrangement. A spare circuit, if required, is not included as a part of the option.			
The following table shows the technical specifications packages with which the optional features and functions are available.			
	Available with Technical Specifications Package WD-		
	<u>1</u>	<u>2</u>	<u>3</u>
Key Activated Transfer Arrangement	X	X	X
5. <i>Rates and Charges</i>			
Circuit Termination – Non-Competitive Counties - Per Point of Termination			
	50.0 or 40.8 Kbps		
<u>Jurisdiction</u>	<u>Monthly Rates</u>	<u>Nonrecurring Charges</u>	
Washington	781.66	506.79	
For data speeds other than 40.8 and 50.0 kbps:			
Monthly Rates for the Circuit Termination rate element of Wideband Data Service for all jurisdictions of the Issuing Carriers listed in I., Sheet 1 will be determined on an Individual Case Basis and filed in Section VIII.L. following.			
Available data speeds are as follows:			
<u>Data Speed</u>			
18.75 kbps			
18.76 19.22 kbps			
18.77 230.4 kbps			

VIII. SPECIAL ACCESS SERVICE (Continued)

J. <u>Digital Data Services</u>																
1. <i>Basic Circuit Description</i> A Digital Data circuit is a circuit for duplex four-wire transmission of synchronous serial data at the rate of 2.4, 4.8, 9.6, 19.2, 56, or 64 Kbps. The actual bit rate is a function of the channel interface selected by the customer. The circuit provides a synchronous service with timing provided by the Telephone Company through the Telephone Company's facilities to the customer in the received bit stream. Digital Data circuits are only available via Telephone Company designated hubs and are provided between customer designated premises or between a customer designated premises and a Telephone Company hub.																
The customer may provide the Channel Service Unit-type equipment or other Network Channel Terminating Equipment associated with the Digital Data circuit at the customer premises. The interim program for interconnection of such equipment is set forth in Technical Reference PUB AS No. 1, Issue II.																
2. <i>Technical Specifications Packages</i> <table><tr><td></td><td colspan="4"><u>Package DA</u></td></tr><tr><td><u>Parameter</u></td><td><u>1</u></td><td><u>2</u></td><td><u>3</u></td><td><u>4</u></td></tr><tr><td>Error-Free Seconds</td><td>X</td><td>X</td><td>X</td><td>X</td></tr></table>			<u>Package DA</u>				<u>Parameter</u>	<u>1</u>	<u>2</u>	<u>3</u>	<u>4</u>	Error-Free Seconds	X	X	X	X
	<u>Package DA</u>															
<u>Parameter</u>	<u>1</u>	<u>2</u>	<u>3</u>	<u>4</u>												
Error-Free Seconds	X	X	X	X												
The Telephone Company will provide a circuit capable of meeting a monthly average performance equal to or greater than 99.875% error-free seconds while the circuit is in service, if it is measured through a CSU equivalent which is designed, manufactured, and maintained to conform with the specifications contained in Technical Reference PUB 62310.																
Voltages which are compatible with Digital Data Service are delineated in Technical Reference [TR-NWT-000341, Issue 2].																
3. <i>Channel Interfaces</i> The following channel interfaces (CIs) define the bit rates that are available for a Digital Data circuit. <table><tr><td><u>CI</u></td><td><u>Bit Rate</u></td></tr><tr><td>DU-24</td><td>2.4 Kbps</td></tr><tr><td>DU-48</td><td>4.8 Kbps</td></tr><tr><td>DU-96</td><td>9.6 Kbps</td></tr><tr><td>DU-19</td><td>19.2 Kbps</td></tr><tr><td>DU-565</td><td>56 Kbps</td></tr><tr><td>DU-64</td><td>64 Kbps</td></tr></table>		<u>CI</u>	<u>Bit Rate</u>	DU-24	2.4 Kbps	DU-48	4.8 Kbps	DU-96	9.6 Kbps	DU-19	19.2 Kbps	DU-565	56 Kbps	DU-64	64 Kbps	
<u>CI</u>	<u>Bit Rate</u>															
DU-24	2.4 Kbps															
DU-48	4.8 Kbps															
DU-96	9.6 Kbps															
DU-19	19.2 Kbps															
DU-565	56 Kbps															
DU-64	64 Kbps															
Compatible channel interfaces are set forth in X. following.																

VIII. SPECIAL ACCESS SERVICE (Continued)

4. <i>Optional Features and Functions</i>					
a. Central Office Bridging Capability					
b. Transfer Arrangement					
<p>An arrangement that affords the customer an additional measure of protection and/or flexibility in the use of their access circuit(s) on a 1xN basis. The arrangement can be utilized to transfer a leg of a Special Access Service to either a spare or working circuit that terminates in either the same or a different customer designated premises. This arrangement is only available at a Telephone Company designated hub. A key activated or dial-up control service is required to operate the transfer arrangement. A spare circuit, if required, is not included as a part of the option.</p>					
5. <i>Rates and Charges</i>					
Circuit Termination – Non-Competitive Counties					
- Per Point of Termination					
	<u>2.4, 4.8 & 9.6 Kbps</u>		<u>19.2 Kbps</u>		
	Nonrecurring	Monthly	Nonrecurring	Monthly	
<u>Jurisdiction</u>	<u>Charge</u>	<u>Rate</u>	<u>Charge</u>	<u>Rate</u>	
Washington	250.00	83.38	83.38	250.00	
	<u>56.0 Kbps</u>		<u>64 Kbps</u>		
	Nonrecurring	Monthly	Nonrecurring	Monthly	
<u>Jurisdiction</u>	<u>Charge</u>	<u>Rate</u>	<u>Charge</u>	<u>Rate</u>	
Washington	250.00	110.21	250.00	110.21	

<p>K. <u>High Capacity Service</u>²⁹</p> <p>1. <i>Basic Circuit Description</i></p> <p>A high Capacity circuit is a circuit for the transmission of nominal 64.0 kbps or 1.544, 3.152, 6.312, 44.736, or 274.176 Mbps isochronous serial data. The actual bit rate is a function of the channel interface selected by the customer. High Capacity circuits are provided between customer designated premises or between a customer designated premises and a Telephone Company hub. High Capacity DS1 and DS3 services may also be connected to customer transmission equipment and facilities where the customer is provided EIS as defined in Section XVIII.. High Capacity circuits may also be connected to an in-service Telephone Company provided integrated optical service, provided that such connections are technically and operationally feasible, as determined by the Telephone Company.</p>							
<p>The customer may provide the Network Channel Terminating Equipment associated with the High Capacity circuit at the customer's premises. The interim program for interconnection of such equipment is set forth in Technical Reference PUB AS No. 1, Issue II.</p>							
<p>2. <i>Technical Specifications Packages</i></p> <table border="0" style="width: 100%;"> <tr> <td style="width: 40%;"></td><td style="text-align: center; border-bottom: 1px solid black;">Package HC</td></tr> <tr> <td style="text-align: center;">Parameter</td><td style="text-align: center;"> <div style="display: flex; justify-content: space-around;"> <u>0</u> <u>1</u> <u>1C</u> <u>2</u> <u>3</u> <u>4</u> </div> </td></tr> <tr> <td style="text-align: center;">Error-Free Seconds</td><td style="text-align: center;"> <div style="display: flex; justify-content: space-around;"> X </div> </td></tr> </table>			Package HC	Parameter	<div style="display: flex; justify-content: space-around;"> <u>0</u> <u>1</u> <u>1C</u> <u>2</u> <u>3</u> <u>4</u> </div>	Error-Free Seconds	<div style="display: flex; justify-content: space-around;"> X </div>
	Package HC						
Parameter	<div style="display: flex; justify-content: space-around;"> <u>0</u> <u>1</u> <u>1C</u> <u>2</u> <u>3</u> <u>4</u> </div>						
Error-Free Seconds	<div style="display: flex; justify-content: space-around;"> X </div>						
<p>A circuit with technical specifications package HC1 will be capable of an error-free second performance of 98.75% over a continuous twenty-four (24) hour period as measured at the 1.544 Mbps rate through a CSU equivalent which is designed, manufactured, and maintained to conform with the specifications contained in Technical Reference GR-54-CORE, Issue 1.</p>							
<p>Available only as a circuit of a 1.544 Mbps facility to a Telephone Company Digital Data hub or as a cross connect of two (2) 2.4, 4.8, 9.6, 56.0 or 64.0 kbps circuits of two (2) 1.544 Mbps facilities to a Digital Data hub(s). The customer must provide system and channel assignment data.</p>							

ISSUED: JUNE 3, 2020 EFFECT
ISSUED BY ZIPLY FIBER TELEPHONE COMPANIES
BY JESSICA EPLEY, REGULATORY & EXTERNAL AFFAIRS DIRECTOR

VIII. SPECIAL ACCESS SERVICE (Continued)

<p>3. Channel Interfaces</p> <p>The following channel interfaces (CIs) define the bit rates that are available for a High Capacity circuit:</p> <table> <tr> <th><u>CI</u></th> <th><u>Bit Rate</u></th> </tr> <tr> <td>DS-15³⁰</td> <td>1.544 Mbps (DS1)</td> </tr> <tr> <td>DS-27</td> <td>274.176 Mbps (DS4)</td> </tr> <tr> <td>DS-31</td> <td>3.152 Mbps (DS1C)</td> </tr> <tr> <td>DS-44</td> <td>44.736 Mbps (DS3)</td> </tr> <tr> <td>DS-63</td> <td>6.312 Mbps (DS2)</td> </tr> </table>	<u>CI</u>	<u>Bit Rate</u>	DS-15 ³⁰	1.544 Mbps (DS1)	DS-27	274.176 Mbps (DS4)	DS-31	3.152 Mbps (DS1C)	DS-44	44.736 Mbps (DS3)	DS-63	6.312 Mbps (DS2)	
<u>CI</u>	<u>Bit Rate</u>												
DS-15 ³⁰	1.544 Mbps (DS1)												
DS-27	274.176 Mbps (DS4)												
DS-31	3.152 Mbps (DS1C)												
DS-44	44.736 Mbps (DS3)												
DS-63	6.312 Mbps (DS2)												
<p>Compatible channel interfaces are set forth in X.C.5. following.</p>													
<p>4. Optional Features and Functions</p> <p>a. Automatic Loop Transfer</p> <p>The Automatic Loop Transfer provides protection on a 1xN basis against failure of the facilities between a customer designated premises and the wire center serving that premises. Protection is furnished through the use of a switching arrangement that automatically switches to a spare circuit line when a working line fails. The spare circuit is not included as a part of the option. This option requires compatible equipment at both the serving wire center and the customer premises. The customer is responsible for providing the equipment at its premises. Equipment at the customer premises will be provided under tariff only if it existed in the Telephone Company inventory as of November 18, 1983.</p>													
<p>b. Transfer Arrangement</p> <p>An arrangement that affords the customer an additional measure of flexibility in the use of their access circuit(s). The arrangement can be utilized to transfer a leg of a Special Access Service to either a spare or working circuit that terminates in either the same or a different customer designated premises. A key activated or dial-up control service is required to operate the transfer arrangement. A spare circuit, if required, is not included as part of the option.</p>													
<p>c. Central Office Multiplexing</p> <p>(1) DS4 to DS1</p> <p>An arrangement that converts a 274.176 Mbps circuit to 168 DS1 circuits using digital time division multiplexing.</p>													

³⁰ A 64.0 kbps circuit is available as a circuit(s) of a 1.544 Mbps facility to a Telephone Company hub.

VIII. SPECIAL ACCESS SERVICE (Continued)

(2) DS3 to DS1 An arrangement that converts a 44.736 Mbps circuit to twenty-eight (28) DS1 circuits using digital time division multiplexing.	
(3) DS2 to DS1 An arrangement that converts a 6.312 Mbps circuit to four (4) DS1 circuits using digital time division multiplexing.	
(4) DS1C to DS1 An arrangement that converts a 3.152 Mbps circuit to two (2) DS1 circuits using digital time division multiplexing.	
(5) DS1 to Voice An arrangement that converts a 1.544 Mbps circuit to twenty-four (24) circuits for use with Voice Grade Services.	
If this DS1 terminates in a DDS hub, a channel(s) of the DS1 can be used to provide DDS; however, DDS service stops at the DS1 interface.	
Up to 16 channels of this DS1 can be used for Direct Digital Service (DDS-like service) with the assurance that circuit performance parameters will be met. If more than sixteen (16) channels are used for DDS-like service, the performance parameters for the DS1 and all circuits riding the DS1 will not be guaranteed.	
(6) DS1 to DS0 An arrangement that converts a 1.544 Mbps circuit to twenty-three (23) 64.0 Kbps circuits utilizing digital time division multiplexing.	
(7) DS0 to Subrate An arrangement that converts a 64.0 kbps circuit to subspeeds of up to twenty (20) 2.4 kbps, ten (10) 4.8 kbps, or five (5) 9.6 kbps circuits using digital time division multiplexing.	

VIII. SPECIAL ACCESS SERVICE*

d. Clear Channel Capability (CCC)																																																																																												
CCC provides a Bipolar with Eight Zero Substitution (B8ZS) encoding technique that allows a customer to transport 1.536 Mbps information rate signals over a 1.544 Mbps High Capacity Channel with no restraint on the quantity or sequence of one (mark) and zero (space) bits. This arrangement allows customers to derive 64 kbps clear channels. This service is provided only on 1.544 Mbps High Capacity Channels between two (2) customer designated premises and is subject to availability of facilities. This arrangement requires the customer-provided multiplexing equipment to be compatible with the B8ZS line code as specified in Technical Reference GR- 54-CORE, Issue 1, and Technical Reference GR- 342-CORE, Issue 1.																																																																																												
e. The following table shows the technical specifications packages with which the optional features and functions are available.																																																																																												
	<table><tr><td></td><td colspan="6">Available with Technical Specifications Package HC -</td></tr><tr><td></td><td><u>0</u></td><td><u>1</u></td><td><u>1C</u></td><td><u>2</u></td><td><u>3</u></td><td><u>4</u></td></tr><tr><td>Automatic Loop Transfer</td><td></td><td>X</td><td></td><td></td><td></td><td></td></tr><tr><td>Central Office Multiplexing:</td><td></td><td></td><td></td><td></td><td></td><td></td></tr><tr><td>DS4 to DS1</td><td></td><td></td><td></td><td></td><td></td><td>X</td></tr><tr><td>DS3 to DS1</td><td></td><td></td><td></td><td></td><td>X</td><td></td></tr><tr><td>DS2 to DS1</td><td></td><td></td><td></td><td>X</td><td></td><td></td></tr><tr><td>DS1C to DS1</td><td></td><td></td><td>X</td><td></td><td></td><td></td></tr><tr><td>DS1 to Voice</td><td></td><td>X</td><td></td><td></td><td></td><td></td></tr><tr><td>DS1 to DS0</td><td></td><td>X</td><td></td><td></td><td></td><td></td></tr><tr><td>DS0 to Subrate³¹</td><td>X</td><td></td><td></td><td></td><td></td><td></td></tr><tr><td>Transfer Arrangement</td><td></td><td>X</td><td></td><td></td><td></td><td></td></tr><tr><td>Clear Channel Capability</td><td></td><td>X</td><td></td><td></td><td></td><td></td></tr></table>		Available with Technical Specifications Package HC -							<u>0</u>	<u>1</u>	<u>1C</u>	<u>2</u>	<u>3</u>	<u>4</u>	Automatic Loop Transfer		X					Central Office Multiplexing:							DS4 to DS1						X	DS3 to DS1					X		DS2 to DS1				X			DS1C to DS1			X				DS1 to Voice		X					DS1 to DS0		X					DS0 to Subrate ³¹	X						Transfer Arrangement		X					Clear Channel Capability		X				
	Available with Technical Specifications Package HC -																																																																																											
	<u>0</u>	<u>1</u>	<u>1C</u>	<u>2</u>	<u>3</u>	<u>4</u>																																																																																						
Automatic Loop Transfer		X																																																																																										
Central Office Multiplexing:																																																																																												
DS4 to DS1						X																																																																																						
DS3 to DS1					X																																																																																							
DS2 to DS1				X																																																																																								
DS1C to DS1			X																																																																																									
DS1 to Voice		X																																																																																										
DS1 to DS0		X																																																																																										
DS0 to Subrate ³¹	X																																																																																											
Transfer Arrangement		X																																																																																										
Clear Channel Capability		X																																																																																										
5. Rates and Charges																																																																																												
a. Circuit Termination – High Capacity DS1 - Per Point of Termination																																																																																												
	<table><tr><td></td><td></td><td><u>1.544 Mbps</u></td></tr><tr><td><u>Jurisdiction</u></td><td><u>Monthly Rates</u></td><td><u>Nonrecurring Charges</u></td></tr><tr><td>Washington</td><td></td><td></td></tr><tr><td>Non-Competitive County</td><td>340.02</td><td>450.00</td></tr></table>			<u>1.544 Mbps</u>	<u>Jurisdiction</u>	<u>Monthly Rates</u>	<u>Nonrecurring Charges</u>	Washington			Non-Competitive County	340.02	450.00																																																																															
		<u>1.544 Mbps</u>																																																																																										
<u>Jurisdiction</u>	<u>Monthly Rates</u>	<u>Nonrecurring Charges</u>																																																																																										
Washington																																																																																												
Non-Competitive County	340.02	450.00																																																																																										
		(R)																																																																																										

³¹ Available only on a circuit of a 1.544 Mbps facility to a Telephone Company hub.

VIII. SPECIAL ACCESS SERVICE*

b. Circuit Termination – High Capacity DS1 Term Payment Plan ³² - Per Point of Termination			
<u>Jurisdiction</u>	<u>Monthly Rates</u>		<u>Nonrecurring Charges</u>
Washington – Non-Competitive	450.00		185.00
<u>Jurisdiction</u>	<u>Two Year Monthly Rate</u>	<u>Three Year Monthly Rate</u>	<u>Five Year Monthly Rate</u>
Washington - Non-Competitive	180.00	175.00	170.00
c. Circuit Termination – High Capacity FT1 Facilities, Non-Competitive Counties - Per Point of Termination			
	<u>Standard Arrangement – 2 x 56 Kbps or 2 x 64 Kbps</u>		
<u>Jurisdiction</u>	<u>Monthly Rates</u>		<u>Nonrecurring Charges</u>
Washington	103.00		450.00
	<u>Standard Arrangement – 4 x 56 Kbps or 4 x 64 Kbps</u>		
<u>Jurisdiction</u>	<u>Monthly Rates</u>		<u>Nonrecurring Charges</u>
Washington	114.00		450.00
	<u>Standard Arrangement – 6 x 56 Kbps or 6 x 64 Kbps</u>		
<u>Jurisdiction</u>	<u>Monthly Rates</u>		<u>Nonrecurring Charges</u>
Washington	126.00		450.00

³² Effective November 21, 2017, new subscriptions to DS1 Term Payment Plan are no longer permitted. DS1 TPP customers subscribed as of November 21, 2017 may continue with their existing subscriptions. If at any time an existing customer terminates its DS1 TPP, the customer may not re-subscribe to the plan.

VIII. SPECIAL ACCESS SERVICE (Continued)

d. Circuit Termination – High Capacity FT1 Optional Payment Plan, Non-Competitive Counties - Per Point of Termination				
<u>2 x 56 Kbps or 2 x 64 Kbps</u>				
<u>Jurisdiction</u>	<u>One Year Monthly Rate</u>	<u>Three Year Monthly Rate</u>	<u>Five Year Monthly Rate</u>	
Washington	102.00	101.00	100.00	
<u>4 x 56 Kbps or 4 x 64 Kbps</u>				
<u>Jurisdiction</u>	<u>One Year Monthly Rate</u>	<u>Three Year Monthly Rate</u>	<u>Five Year Monthly Rate</u>	
Washington	112.00	110.00	108.00	
<u>6 x 56 Kbps or 6 x 64 Kbps</u>				
<u>Jurisdiction</u>	<u>One Year Monthly Rate</u>	<u>Three Year Monthly Rate</u>	<u>Five Year Monthly Rate</u>	
Washington	123.00	120.00	117.00	

e. Circuit Termination – High Capacity DS3 - Per Point of Termination				
(1) Individual DS3 – Noncapacity System				
<u>Jurisdiction</u>	<u>One Year Monthly Rates</u>		<u>Nonrecurring Charges</u>	
Washington – Non-Competitive	4,996.00		1,000.00	
<u>Jurisdiction</u>	<u>Three Year Monthly Rate</u>	<u>Five Year Monthly Rate</u>	<u>Seven Year Monthly Rate</u>	
Washington – Non-Competitive	3,299.00	2,897.00	2,717.00	

VIII. SPECIAL ACCESS SERVICE (Continued)

(2) Three Capacity System ³³ - First DS3			
<u>Jurisdiction</u>	<u>One Year Monthly Rates</u>	<u>Nonrecurring Charges</u>	
Washington – Non-Competitive	4,996.00	2,500.00	
<u>Jurisdiction</u>	<u>Three Year Monthly Rate</u>	<u>Five Year Monthly Rate</u>	<u>Seven Year Monthly Rate</u>
Washington – Non-Competitive	3,299.00	2,897.00	2,717.00
(3) Three Capacity System ³³ - Each Additional DS3- (Maximum of 2)			
<u>Jurisdiction</u>	<u>One Year Monthly Rates</u>	<u>Nonrecurring Charges</u>	
Washington – Non-Competitive	253.00	1,000.00	
<u>Jurisdiction</u>	<u>Three Year Monthly Rate</u>	<u>Five Year Monthly Rate</u>	<u>Seven Year Monthly Rate</u>
Washington – Non-Competitive	212.00	197.00	189.00

³³ Effective November 21, 2017, new subscriptions to DS3 3-System and DS3 12-System are no longer permitted. DS3 3-System and DS3 12-System customers subscribed as of November 21, 2017 may continue with their existing subscriptions. If at any time an existing customer terminates its DS3 3-System and DS3 12-System, the customer may not re-subscribe to the plan

VIII. SPECIAL ACCESS SERVICE (Continued)

(4) Twelve Capacity System ³⁴ - First DS3			
<u>Jurisdiction</u>	<u>One Year Monthly Rates</u>	<u>Nonrecurring Charges</u>	
Washington – Non-Competitive	7,658.00	4,500.00	
<u>Jurisdiction</u>	<u>Three Year Monthly Rate</u>	<u>Five Year Monthly Rate</u>	<u>Seven Year Monthly Rate</u>
Washington – Non-Competitive	5,610.00	5,054.00	4,797.00
(5) Twelve Capacity System ³⁴ - Each Additional DS3 (Maximum of 11)			
<u>Jurisdiction</u>	<u>One Year Monthly Rates</u>	<u>Nonrecurring Charges</u>	
Washington – Non-Competitive	306.00	1,000.00	
<u>Jurisdiction</u>	<u>Three Year Monthly Rate</u>	<u>Five Year Monthly Rate</u>	<u>Seven Year Monthly Rate</u>
Washington – Non-Competitive	236.00	215.00	205.00
f. Circuit Termination – Frequency bandwidths other than 1.544 Mbps (DS1) and 44.736 Mbps (DS3) - Per Point of Termination			
Frequency bandwidths other than 1.544 Mbps:			
Monthly Rates and Nonrecurring Charges for the Circuit Termination rate element of High Capacity Service for all jurisdictions of the Issuing Carriers listed in <i>I.</i> , Sheet 1 will be determined on an Individual Case Basis and filed in Section <i>VIII.L.</i> following.			

³⁴ Effective November 21, 2017, new subscriptions to DS3 3-System and DS3 12-System are no longer permitted. DS3 3-System and DS3 12-System customers subscribed as of November 21, 2017 may continue with their existing subscriptions. If at any time an existing customer terminates its DS3 3-System and DS3 12-System, the customer may not re-subscribe to the plan

VIII. SPECIAL ACCESS SERVICE (Continued)

<p>Available frequency bandwidths formats are as follows:</p> <p>Frequency <u>Bandwidths</u></p> <p>64 Kbps 3.152 Mbps 6.312 Mbps 274.176 Mbps</p>											
<p>g. Special Access Cross Connect</p> <p style="text-align: center;"><u>Per DS0, DS1 or DS3 Connection</u></p> <table> <tr> <th><u>State</u></th><th><u>DS0 Monthly Rate</u></th><th><u>DS1 Monthly Rate</u></th><th><u>DS3 Monthly Rate</u></th></tr> <tr> <td>Washington</td><td>2.12</td><td>4.66</td><td>34.09</td></tr> </table> <p>DS0 Cross Connection rates for Fractional T1 will be assessed as follows:</p> <ul style="list-style-type: none"> - 128 Kbps: 2 DS0 Cross Connects - 256 Kbps: 4 DS0 Cross Connects - 384 Kbps: 6 DS0 Cross Connects 				<u>State</u>	<u>DS0 Monthly Rate</u>	<u>DS1 Monthly Rate</u>	<u>DS3 Monthly Rate</u>	Washington	2.12	4.66	34.09
<u>State</u>	<u>DS0 Monthly Rate</u>	<u>DS1 Monthly Rate</u>	<u>DS3 Monthly Rate</u>								
Washington	2.12	4.66	34.09								
<p>L. <u>Individual Case Filing</u></p> <p>Rates and charges for Special Access Service provided on an individual case basis are filed following:</p> <table> <tr> <th><u>Customer Name</u></th><th><u>Description and Location</u></th><th><u>MTL/NRC MRC</u></th><th><u>Termination Liability Period</u></th></tr> </table>				<u>Customer Name</u>	<u>Description and Location</u>	<u>MTL/NRC MRC</u>	<u>Termination Liability Period</u>				
<u>Customer Name</u>	<u>Description and Location</u>	<u>MTL/NRC MRC</u>	<u>Termination Liability Period</u>								
<p>M. <u>High Voltage Protection</u></p> <p>1. <i>Description</i></p> <p>High Voltage Protection is used at customer locations that may require special equipment to isolate or neutralize Ground Potential Rise (GPR) and/or induced voltage caused by faults in the electric power system. GPR is a voltage difference between two (2) or more ground electrodes caused by earth return currents. GPR on cable facilities can occur, for example, when current from lightning surges flow to ground, but GPR often is associated with voltage generated as the power system fault currents flow to ground. Maximum GPR is developed by the percentage of line-to-ground fault current entering earth through electrode impedance.</p>											

VIII. SPECIAL ACCESS SERVICE (Continued)

<p>This feature will provide high voltage isolation for Special Access telecommunications, while enabling the normal transmission between the Telephone Company wire center and the equipment at the customer's location during GPR environment due to electrical power faults.</p>	
<p>2. Provisioning</p> <p>The Telephone Company shall determine the proper levels of protection required on its network to isolate or neutralize electrical hazard, based on the information provided by the customer. The customer shall provide the Telephone Company, in writing, the technical data necessary for the Telephone Company to determine the high voltage protection requirements, at the time of application for the initial service, additions to, or changes in the existing service. In addition, the customer shall notify the Telephone Company before making changes in the electric supply that will increase the GPR at the location.</p>	
<p>The technical data for the customer's location shall include, but not be limited to, the following:</p> <ul style="list-style-type: none">- ground grid area in square feet- ground grid impedance on ohms- X/R ratios at worst case fault location- GPR in volts MS	
<p>Based on the customer's technical data provided to the Telephone Company, the Telephone Company will provide the necessary high voltage protection equipment at the Telephone Company's demarcation point on the customer's premises and at the remote drainage location. The placement of the equipment by the Telephone Company shall in no way release the customer of its responsibility for damage, loss or claims caused by electrical hazards resulting from the customer's electric power system. The Telephone Company's liability for damage, loss or claims is set forth under <i>III.C.1.</i></p>	
<p>The customer may elect to furnish the equipment at its premises to isolate or neutralize the electrical hazard subject to the approval of the Telephone Company; however, such approval by the Telephone Company shall not relieve the customer of its responsibility to install or maintain adequate high voltage equipment. The high voltage protection equipment at the customer's location will be exclusively owned either by the Telephone Company or by the customer.</p>	
<p>When the customer provides the high voltage equipment at its premise, the Telephone Company will provide the necessary high voltage equipment at the wire center and remote drainage location. The Telephone Company will be responsible up to and including the network interface for the termination of Special Access Services regardless of ownership of the high voltage protection equipment.</p>	
<p>The Telephone Company will inspect and verify adequacy of the high voltage protection equipment when service is established and at such future times as deemed necessary due to additions, deletions, rearrangements, routine maintenance or for the purpose of verifying the adequacy of the high voltage protection equipment.</p>	

VIII. SPECIAL ACCESS SERVICE (Continued)

<p>3. <i>Claims and Demands for Damage</i></p> <p>In addition to the provisions in Section <i>III.C.8.</i>, the customer shall defend, indemnify and save harmless the Telephone Company from any and all loss, claims, demands, suits or other action or any liability whatsoever, whether suffered, made, instituted or asserted by the customer or by any other party or person, for any personal injury to or death of any person or persons, or for any loss, damage or destruction of any property whether owned by the customer or others, caused or claimed to have been caused directly or indirectly by the installation, operation, failure to operate, maintenance, removal, presence, condition, location or use of such equipment and services associated with high voltage protection equipment furnished by the Telephone Company or with customer equipment when combined or connected with facilities of the Telephone Company.</p>	
<p>Services provided by the Telephone Company shall not cause the Telephone Company to become responsible for damage, loss or claims caused by electrical hazards resulting from a customer's electric power system.</p>	
<p>4. <i>Network Outage</i></p> <p>Interruptions or outages of services provided to customers may occur for reasons, such as facility damage due to storm loading, vehicle accident, lightning strike, or other acts of God. Circuit failures caused by such events cannot be prevented by services provided in accordance with this service (however, interruptions and service outages due to fault-produced ground potential rise and induction can be minimized). The Telephone Company expressly states that provision of the high voltage equipment cannot prevent such service outages as may normally occur due to the proceeding circumstances. It is the responsibility of the customer to provide sufficient protection to prevent damage caused by such events.</p>	
<p>Interruptions or outages due to the effects (GPR and/or induction) of faults in the customer's power generating, transmission and/or distribution system are minimized through the installation and maintenance of high voltage protection equipment which is designed to operate in a fault-produced electrical environment.</p>	
<p>5. <i>Compliance Statement</i></p> <p>If the Telephone Company has provided service where high voltage protection is necessary, by the customer or the customer-provided equipment is nonfunctional or inadequate or the customer fails, upon written notice, to establish or reestablish the required high voltage protection equipment or apply for and obtain such protection from the Telephone Company, or keep the Telephone Company informed of changed high voltage requirements, then the Telephone Company will disconnect service one hundred twenty (120) days after giving the notice required, as set forth under Section <i>III.A.8.a.</i>.</p>	
<p>6. <i>Rate Regulations</i></p> <p>a. Minimum Period</p> <p>The minimum period for High Voltage Protection is one (1) month.</p>	

VIII. SPECIAL ACCESS SERVICE (Continued)

b. Rate Elements				
(1) Initial Common Equipment				
A non-recurring charge and a monthly rate apply for the Initial Common (basic) Equipment used for the physical connection to the network interface. The Initial Common Equipment can accommodate up to eight (8) Special Access facility terminations at a customer's location.				
(2) High Voltage Terminating Equipment				
High Voltage Terminating Equipment is required for each Special Access facility termination. A nonrecurring charge and a monthly rate for the High Voltage Terminating Equipment apply in addition to the rates and charges for the Special Access facility as well as the associated Special Access Service regulations.				
7. Rates and Charges				
	Initial Common Equipment		Terminating Equipment, Per Circuit Terminated	
	Nonrecurring	Monthly	Nonrecurring	Monthly
<u>Jurisdiction</u>	<u>Charge</u>	<u>Rate</u>	<u>Charge</u>	<u>Rate</u>
Washington	500.00	108.22	50.00	28.81
N. <u>LAN Extension Service</u> ³⁵				
1. <i>General</i>				
LAN (Local Area Network) Extension Service (LES) provides fiber transport connectivity between two customer designated locations (one of which must be a service provider's point of presence with the other being one of the service provider's end user) or between a customer designated premises and Expanded Interconnection Service (EIS) arrangement as set forth in Section XVIII..				

³⁵ Effective May 31, 2007, orders for new LES are no longer permitted. The Telephone Company will continue to provide LES pursuant to this Section VIII.N. on any existing LES that is in-service as of May 31, 2007, or any order for LES that is placed with the Telephone Company prior to May 31, 2007 (collectively, Existing LES), subject to the following conditions:

- a. For any Existing LES that is currently subscribed to a term plan (i.e., commitment periods of 3-, and 5-years), the Telephone Company will continue to provide the Existing LES for an additional six (6) months beyond the expiration date of the customer's current commitment period, or until the customer replaces the Existing LES with a comparable Telephone Company provided service, or discontinues service, whichever comes first. Moves, additions and/or changes are not permitted.
- b. For any Existing LES whose term plan expired prior to May 31, 2007, but the Existing LES continued on a month-to-month basis at prevailing rates, the Telephone Company will continue to provide the Existing LES until

VIII. SPECIAL ACCESS SERVICE (Continued)

LES is a point-to-point service, offered with a 10 Mbps, 100 Mbps, 1 Gbps Ethernet or 1 Gbps Extended Distance interface connection, available where facilities and conditions permit. Where suitable facilities and conditions are not available to provide LES, facilities may be specially constructed subject to the provisions set forth in <i>III.A.4.</i> , Provision of Services, and <i>VI.A.8.</i> , Selection of Facilities, preceding.	
2. Service Description LES is provisioned over two dedicated fiber strands between the customer designated locations involved where service is delivered over the network interface specified by the customer. The LES network interface converts the optical signal to an electrical Ethernet signal at speeds of 10 Mbps, or 100 Mbps. The 1 Gbps network interface enables LES to be delivered as an optical signal.	
When LES is delivered to an EIS arrangement, service will be cross-connected to the EIS arrangement as described in Section <i>XVIII.</i> , following. The provision of LES at 100 Mbps, 1 Gbps or 1 Gbps Extended Distance may include the use of dense wave division multiplexing technology, where available.	
The Telephone Company's equipment at the customer's designated premises must be on conditioned power circuits (surge protected); the Telephone Company recommends an uninterrupted power supply (UPS).	
No credit allowance for a service interruption is provided with LES.	
Service intervals for LES are specified in Section <i>VI.A.7.</i> , preceding.	
3. Technical Specifications Package LES requires the use of single node, fiber optic facilities that meet the following specifications: 1310nm with a loss of 20dB or less for 10 Mbps Ethernet 1310nm with a loss of 26dB or less for 100 Mbps Ethernet 1310nm with a loss of 18dB or less for 1 Gbps Ethernet 1550nm with a loss of 26dB or less for 1 Gbps Ethernet (extended distance)	
The dB loss is measured to include the special transport facility when applicable and any local and intra-building fibers used in the provision of LES.	

November 30, 2007, or until the customer replaces the Existing LES with a comparable Telephone Company provided service, or discontinues service, whichever comes first. Moves, additions and/or changes are not permitted.

VIII. SPECIAL ACCESS SERVICE (Continued)

<p>4. Responsibilities and Rights of the Telephone Company</p> <p>The Telephone Company will provide the necessary fiber converter at the customer's designated premises to meet the interface requirements specified on the order for service.</p>	
<p>The Telephone Company is responsible for service up to and including the network interface or fiber distributing frame, as applicable. The Telephone Company's responsibility is limited to the furnishing of communications facilities suitable for LES.</p>	
<p>LES will not be available during those times when the Telephone Company must perform software updates and other maintenance. The Telephone Company will provide customers reasonable and timely notification to minimize impacts to the customer's service. The Telephone Company reserves the right to temporarily interrupt LES at other times in emergency situations.</p>	
<p>All other general regulations pertaining to the responsibilities and rights of the Telephone Company as specified in Section III., preceding also apply.</p>	
<p>5. Responsibilities of the Customer</p> <p>The customer is responsible for all wiring and connections of its local area network to the customer side of the network interface or fiber distributing frame, as applicable.</p>	
<p>The LES customer is responsible for the installation, operation and maintenance of any customer provided equipment.</p>	
<p>The customer must provide a protected path for all network fibers on private property, sufficient AC or DC power to network interface equipment, access to all sites as needed by the Telephone Company personnel to perform services and a secure environment for the network equipment.</p>	
<p>The customer must provide a relay rack or wall space for mounting of the network interface device.</p>	
<p>The customer must provide connecting facility assignment (CFA) which LES will be cross connected to its Expanded Interconnection Service.</p>	
<p>The customer is responsible for any damage to the Company's network equipment resulting from problems with power provided by the customer at its locations. With the exception of connecting customer provided equipment to the network interface device, the customer may not attempt to modify, adjust or otherwise change Telephone Company owned facilities or network equipment used in the provision of service. The Telephone Company reserves the right to discontinue the provision of LES to a customer who tampers with Telephone Company owned equipment and/or facilities.</p>	
<p>The Telephone Company does not monitor the LES circuit. The customer may perform its own monitoring using surveillance equipment within its own network.</p>	

VIII. SPECIAL ACCESS SERVICE (Continued)

<p>6. <i>Rate Regulations</i></p> <p>a. The rates and charges for LES apply as Circuit Termination, Circuit Mileage and Cross Connect. The LES Circuit Termination provides the transmission path to connect a customer designated premises or Expanded Interconnection arrangement to the associated serving wire center. Included as part of the LES Circuit Termination is a converter interface arrangement which defines the technical characteristics and transmission rate of the service. LES Circuit Termination apply as a monthly recurring rate and nonrecurring charge for each Circuit Termination provided. LES Circuit Mileage applies as a recurring monthly charge for the airline distance between the serving wire centers associated with the locations involved. LES Cross-Connect rates and charges apply as set forth in Section XX.B..</p>	
<p>b. LES Term Plans</p> <p>(1) LES is provided with a term plan of three (3) or five (5) years at rates set forth in Section VIII.N.7., following. The customer must specify the term plan selected in its order for service. The LES Cross Connect rate element associated with terminating LES at an Expanded Interconnection Service arrangement are provided on a month-to-month basis and will not be included in the term plan for the associated service.</p>	
<p>(2) At any time during the term commitment period, the customer may replace LES with LES of a higher transmission rate without incurring termination liability on the LES being replaced, provided that the term plan of the replacing LES is equal to, or greater than, the term commitment period of the plan being replaced.</p>	
<p>(3) At any time during the term commitment period, the customer may convert to a new LES term plan of the same or different term commitment, subject to the following:</p> <p>(a) No time-in-service credit will be granted for the period of time the replaced term commitment period was in effect.</p>	
<p>(b) Termination liability will not apply to the plan being replaced, provided that the term commitment period of the replacing plan is equal to or longer than the term commitment period being replaced.</p>	
<p>(4) All rate elements associated with LES must be under the same term plan with the same term commitment period.</p>	
<p>(5) At expiration of the term commitment period, the prevailing rates for the current plan will continue until the customer cancels service or requests a new term plan.</p>	
<p>(6) If service is disconnected in whole or in part prior to the end of the selected term commitment period, termination liability equal to the applicable monthly rate for the service multiplied by the number of months remaining in the unexpired portion of the term plan will apply. Minimum period charges as set forth in Section VI.C.3., preceding, may also apply.</p>	

VIII. SPECIAL ACCESS SERVICE (Continued)

(7) Termination liability will not apply if the customer disconnects service due to a Telephone Company initiated rate increase. Within sixty (60) calendar days of the rate increase, the customer must notify the Telephone Company in writing of its intent to disconnect service due to the increased rate and must disconnect the service within ninety (90) calendar days of the rate increase.				
c. Cancellation of a LES order in whole or in part prior to the establishment of service is subject to the cancellation charges set forth in Section VI.C.2., preceding.				
d. A move in the point of termination of LES is subject to the regulations set forth in Section VII.B.1.d.(4)(b), preceding.				
e. The minimum period for LES is three (3) years. LES Special Access Lines and LES Special Transport are subject to a three year minimum period.				
7. Rates and Charges				
a. LES 10 Mbps Special Access Line, Each Non-Competitive Counties				
<u>Plan</u>	<u>3 Year Term Plan</u>		<u>5 Year Term Plan</u>	
	Nonrecurring Charge	Monthly Rate	Nonrecurring Charge	Monthly Rate
<u>Jurisdiction</u>				
Washington	1300.00	700.00	1300.00	650.00
b. LES 100 Mbps Special Access Line, Each Non-Competitive Counties				
<u>Plan</u>	<u>3 Year Term Plan</u>		<u>5 Year Term Plan</u>	
	Nonrecurring Charge	Monthly Rate	Nonrecurring Charge	Monthly Rate
<u>Jurisdiction</u>				
Washington	1300.00	1450.00	1300.00	1400.00
c. LES 1 Gbps Special Access Line, Each Non-Competitive Counties				
<u>Plan</u>	<u>3 Year Term Plan</u>		<u>5 Year Term Plan</u>	
	Nonrecurring Charge	Monthly Rate	Nonrecurring Charge	Monthly Rate
<u>Jurisdiction</u>				
Washington	1300.00	2150.00	1300.00	2050.00

VIII. SPECIAL ACCESS SERVICE (Continued)

<p>O. <u>Bonded Digital Link Service</u></p> <p>1. <i>Description</i></p> <p>Bonded Digital Link Service provides connecting channels for the transmission of voice or data between an end user's local exchange service terminating at a digital cross connect facility and special access service provided by the Telephone Company within the same wire center or at another wire center within the same LATA.</p>	
<p>Bonded Digital Link Service is comprised of Intra-office channels (channels within a single wire center) or Inter-office channels (channels between two (2) wire centers) connecting the wire centers of the locations involved. The minimum transmission rate for the service is 64 kbps in a DS0 channel. The Telephone Company will provide for the transmission of DS0 channels within a DS1 signal of the customer's (the end user) associated local exchange service from the digital cross connect facility in the customer's serving wire center to a 64 kbps channel of a customer's DS1 to Digital central office multiplexing arrangement within the same wire center or in a different wire center. The total number of DS0s on a Bonded Digital Link Service channel may not exceed the total capacity of the DS1 or equivalent service to which it is connected.</p>	
<p>At the customer's option, the Telephone Company will bond contiguous DS0 channels in order to provide higher data rates. The following data rates are available:</p> <ul style="list-style-type: none"> - 64 Kbps; 1 DS0 equivalent channel 	
<ul style="list-style-type: none"> - 128 Kbps; 2 DS0 equivalent channel 	
<ul style="list-style-type: none"> - 256 Kbps; 4 bonded equivalent DS0s 	
<ul style="list-style-type: none"> - 384 Kbps; 6 bonded equivalent DS0s 	
<ul style="list-style-type: none"> - 512 Kbps; 8 bonded equivalent DS0s 	
<ul style="list-style-type: none"> - 768 Kbps; 12 bonded equivalent DS0s 	
<p>For the transmission of the Bonded Digital Link channels, the Telephone Company assumes responsibility for the routing of the customer's DS0 and bonded DS0 circuits over the Telephone Company's interoffice network in order to maximize network efficiencies and to optimize economic efficiencies.</p>	
<p>2. <i>Terms and Conditions</i></p> <p>a. Bonded Digital Link Service is available within or between wire centers where suitable digital cross-connect technology exists to perform DS1 to DS0 multiplexing functions. Those locations (wire centers) are set forth in NATIONAL EXCHANGE CARRIER ASSOCIATION, INC. TARIFF FCC NO. 4.</p>	

VIII. SPECIAL ACCESS SERVICE (Continued)

<p>b. The service may only be used for connection from a wire center with a digital hubbing arrangement to a DS1 special access service capable of assignment to compatible DS0 channels. The customer or its authorized representatives must designate the DS0 channels on the special access service connected to this service. Data rates above 64 kbps require contiguous DS0 channel assignments. Connection to services other than special access service is prohibited.</p>	
<p>c. Bonded Digital Link Service is provided with a one-year (1) minimum service period. If service is disconnected prior to satisfying the minimum service period (i.e., within the first twelve (12) months), minimum period charges apply. The minimum one (1) year period and minimum period charges do not apply if the rates have increased during the one (1) year period. The minimum period charge is equal to one hundred percent (100%) of the monthly rate from the date of disconnection through the balance of the first twelve (12) months of service.</p>	
<p>d. This service is used for connectivity within or between wire centers. The rates and charges for Bonded Digital Link Service apply as a flat rate per DS0 equivalent channel.</p>	
<p>e. Credit for an interruption of Bonded Digital Link Service is subject to the basic credit allowance set forth for Special Access services as set forth in Section III.G.1.a. preceding.</p>	
<p>f. Bonded Digital Link Service is provided according to service date intervals as set forth in Section VI.A.7. preceding.</p>	
<p>g. The rates and charges for Bonded Digital Link Service apply per DS0 equivalent channel (64 kbps). The customer is assessed either an Intra-office or an Inter-office Channel Charge for each DS0.</p>	
<p>3. <i>Rates and Charges</i></p> <div style="display: flex; justify-content: space-between; align-items: flex-start;"> <div style="text-align: center;"> <p>Intra-office Channel - Per DS0</p> </div> <div style="text-align: center;"> <p><u>Monthly Rates</u></p> </div> </div>	

IX. MISCELLANEOUS SERVICES

In this section normally scheduled working hours shall mean the Business. Basic Time is that time during the Business Day. Overtime is that time outside the Business day and all day Saturday. Premium Time is that time, all day on Sunday and Telephone Company observed holidays.			
A call-out of a Telephone Company employee at a time not consecutive with Business Day is subject to a minimum charge of four (4) hours.			
A. <u>Additional Engineering</u>			
Additional Engineering will be provided by the Telephone Company at the request of the customer or when the Telephone Company determines that Additional Engineering is necessary to accommodate a customer's request.			
Additional Engineering is provided when:			
<ul style="list-style-type: none">- A customer requests additional technical information beyond that normally included by the Telephone Company on the Design Layout Report (DLR) as set forth in <i>VII.D.6.</i> and <i>VIII.A.6.</i>.			
<ul style="list-style-type: none">- Additional engineering time is incurred by the Telephone Company to engineer a customer's specific written request for a customized service or additional engineering activities which are not normally performed in the provision of services under this tariff.			
The Telephone Company will notify the customer that Additional Engineering charges, as set forth in <i>IX.A.1.</i> following, will apply before any additional engineering is undertaken. When it is required, the customer will be so notified and will be furnished with a written statement setting forth the justification for the Additional Engineering as well as an estimate of the charges. If the customer agrees to the Additional Engineering, a firm order will be established. If the customer does not want the service or facilities after being notified that Additional Engineering of Telephone Company facilities is required, the order will be withdrawn and no charges will apply. Once a firm order has been established, the total charge to the customer for the Additional Engineering may not exceed the estimated amount by more than ten percent (10%).			
Charges for Additional Engineering:			
The charges for Additional Engineering are as follows:			
Per Engineer, Per Half Hour, or Fraction Thereof:			
<u>Jurisdiction</u>	<u>Basic Time</u>	<u>Overtime</u>	<u>Premium Time</u>
Washington	150.00	200.00	250.00

IX. MISCELLANEOUS SERVICES (Continued)

<p>B. <u>Additional Labor</u></p> <p>Additional labor is that labor requested and authorized by the customer on a given service and agreed to by the Telephone Company as set forth in <i>IX.B.1.</i> through <i>IX.B.5.</i> following. The Telephone Company will notify the customer that additional labor charges as set forth in <i>IX.B.6.</i> following will apply before any additional labor is undertaken. Charges for additional labor will apply per order submitted.</p> <p>1. <i>Overtime Installation</i></p> <p>Overtime installation is that Telephone Company installation effort performed outside the Business Day.</p>	
<p>2. <i>Overtime Repair</i></p> <p>Overtime repair is that Telephone Company maintenance effort performed outside the Business Day.</p>	
<p>3. <i>Stand by</i></p> <p>Stand by includes all time in excess of one-half (1/2) hour during which Telephone Company personnel stand by to make installation acceptance tests or cooperative tests with a customer on a given service.</p>	
<p>4. <i>Maintenance with Other Telephone Companies</i></p> <p>Additional labor charges apply to additional maintenance or repair of facilities which connect to facilities of other telephone companies. This is in addition to the normal efforts required to maintain or repair facilities provided solely by the Telephone Company, as set forth in <i>III.A.1.c.</i>.</p>	
<p>5. <i>Other Labor</i></p> <p>Other labor is that additional labor not included in <i>IX.B.1.</i> through <i>IX.B.4.</i> preceding. This includes labor incurred to accommodate a specified customer request that involves only labor which is not covered by any other section of this tariff.</p>	

IX. MISCELLANEOUS SERVICES (Continued)

<p>6. Charges for Additional Labor</p> <p>The charges for additional labor are as follows:</p> <p>Per Technician, Per Half Hour, or Fraction Thereof: Maintenance with Other Telephone Companies, Other Labor, and Maintenance of Service Charge (See Sections IX.B.4., IX.B.5., and IX.C.3..</p> <table> <tr> <th><u>Jurisdiction</u></th><th><u>Basic Time</u></th><th><u>Overtime³⁶</u></th><th><u>Premium Time³⁶</u></th></tr> <tr> <td>Washington</td><td>150.00</td><td>200.00</td><td>250.00</td></tr> </table>				<u>Jurisdiction</u>	<u>Basic Time</u>	<u>Overtime³⁶</u>	<u>Premium Time³⁶</u>	Washington	150.00	200.00	250.00
<u>Jurisdiction</u>	<u>Basic Time</u>	<u>Overtime³⁶</u>	<u>Premium Time³⁶</u>								
Washington	150.00	200.00	250.00								
<p>Per Technician, Per Half Hour, or Fraction Thereof: Overtime Installation and Overtime Repair (See Sections IX.B.1. and IX.B.2.).</p> <table> <tr> <th><u>Jurisdiction</u></th><th><u>Basic Time</u></th><th><u>Overtime³⁶</u></th><th><u>Premium Time³⁶</u></th></tr> <tr> <td>Washington</td><td>22.76</td><td>75.00</td><td>125.00</td></tr> </table>				<u>Jurisdiction</u>	<u>Basic Time</u>	<u>Overtime³⁶</u>	<u>Premium Time³⁶</u>	Washington	22.76	75.00	125.00
<u>Jurisdiction</u>	<u>Basic Time</u>	<u>Overtime³⁶</u>	<u>Premium Time³⁶</u>								
Washington	22.76	75.00	125.00								
<p>Per Technician, Per Half Hour, or Fraction Thereof: Stand by (see Section IX.B.3.)</p> <table> <tr> <th><u>Jurisdiction</u></th><th><u>Basic Time</u></th><th><u>Overtime³⁶</u></th><th><u>Premium Time³⁶</u></th></tr> <tr> <td>Washington</td><td>60.00</td><td>70.00</td><td>80.00</td></tr> </table>				<u>Jurisdiction</u>	<u>Basic Time</u>	<u>Overtime³⁶</u>	<u>Premium Time³⁶</u>	Washington	60.00	70.00	80.00
<u>Jurisdiction</u>	<u>Basic Time</u>	<u>Overtime³⁶</u>	<u>Premium Time³⁶</u>								
Washington	60.00	70.00	80.00								
<p>C. Maintenance of Service</p> <p>1. The customer will be responsible for reporting troubles sectionalized to Telephone Company facilities and/or equipment. When trouble cannot be clearly sectionalized to the Telephone Company facilities and/or equipment, the Telephone Company will test cooperatively or independently to assist in trouble sectionalization.</p>											
<p>When a customer reports a trouble to the Telephone Company for clearance and no trouble is found in the Telephone Company's facilities, the customer shall be responsible for payment of a Maintenance of Service charge for the period of time from when Telephone Company personnel are dispatched to the customer's or customer's end user premises to when the work is completed. Failure of Telephone Company personnel to find trouble in Telephone Company facilities will result in no charge if the trouble is actually in those facilities, but not discovered at the time.</p>											

³⁶ A call-out of a Telephone Company employee at a time not consecutive with the Business Day is subject to a minimum charge of four (4) hours.

IX. MISCELLANEOUS SERVICES (Continued)

<p>2. The customer shall be responsible for payment of a Maintenance of Service charge when the Telephone Company dispatches personnel to the customer's premises, and the trouble is in equipment or communications systems provided by other than the Telephone Company or in detariffed CPE provided by the Telephone Company.</p>					
<p>3. In either 1. or 2. preceding, no credit allowance will be applicable for the interruption involved if the Maintenance of Service Charge applies.</p>					
<p>The charge for Maintenance of Service are as follows:</p> <table border="0"> <tr> <td data-bbox="349 594 626 653"> <p>Maintenance of Service <u>Periods</u></p> </td><td data-bbox="889 623 1065 653"> <p><u>Per Technician</u></p> </td></tr> <tr> <td data-bbox="362 684 545 714"> <p>Per occurrence</p> </td><td data-bbox="889 684 1386 777"> <p>The charges for Maintenance of Service are the same as those set for Additional Labor as set forth in IX.B. preceding</p> </td></tr> </table>	<p>Maintenance of Service <u>Periods</u></p>	<p><u>Per Technician</u></p>	<p>Per occurrence</p>	<p>The charges for Maintenance of Service are the same as those set for Additional Labor as set forth in IX.B. preceding</p>	
<p>Maintenance of Service <u>Periods</u></p>	<p><u>Per Technician</u></p>				
<p>Per occurrence</p>	<p>The charges for Maintenance of Service are the same as those set for Additional Labor as set forth in IX.B. preceding</p>				
<p>D. <u>Additional Testing</u></p> <p>Testing Services provides for the use of a Telephone Company technician in performing specific tests authorized by the customer including additional testing of facilities which connect to facilities of other telephone companies. Testing Services offered under this section of the tariff are optional and are in addition to acceptance tests and in-service tests performed by the Telephone Company as described in VII.D.7. and VIII.A.7. preceding. Testing Services are made subject to the availability of the necessary qualified personnel and test equipment at the requested test locations.</p>					
<p>Testing Services consist of Additional Cooperative Acceptance Testing (ACAT) which is performed during installation of Access Services and Nonscheduled Testing (NST) which is performed after acceptance of Access Services by the customer. Rates and charges for Testing Service are set forth in IX.D.3. following.</p>					
<p>The Telephone Company will provide, upon request, documentation that lists the results of the tests performed. Trunk test failures requiring customer participation for trouble resolution will be provided to the customer on an as-occurs basis.</p> <p>1. <i>Additional Cooperative Acceptance Testing</i></p> <p>Rates and charges for Additional Cooperative Acceptance Testing of Switched and Special Access Services apply per technician used.</p> <p>a. Switched Access Service</p> <p>Additional Cooperative Acceptance Testing (ACAT) of Switched Access Service is performed at the time of installation and involves the Telephone Company provision of a technician at its office(s) and the customer provides a technician at its premises, with suitable test equipment to perform the required tests. The Telephone Company may, at the request of the customer, supply a technician at the customer's premises to perform the required tests.</p>					

IX. MISCELLANEOUS SERVICES (Continued)

<p>Additional Cooperative Acceptance Testing may, for example, consist of the following tests:</p> <ul style="list-style-type: none">- C-Notched Noise- Impulse Noise- Phase Jitter- Signal to C-Notched Noise Ratio- Intermodulation Distortion (nonlinear)- Frequency Shift (Offset)- Envelope Delay Distortion- Dial Pulse Percent Break	
<p>b. Special Access Service</p> <p>When a customer provides a technician at its premises or at an end user's premises, with suitable test equipment to perform the requested tests, the Telephone Company may provide a technician at its office for the purpose of conducting Additional Cooperative Acceptance Testing on Voice Grade Services at the time of installation. At the customer's request, the Telephone Company may provide a technician at the customer's premises or at the end user premises: These tests may, e.g., consist of the following:</p> <ul style="list-style-type: none">- Attenuation Distortion (i.e., frequency response)- Intermodulation Distortion (i.e., harmonic distortion)- Phase Jitter- Impulse Noise- Envelope Delay Distortion- Echo Control- Frequency Shift	
<p>2. <i>Nonscheduled Testing</i></p> <p>Nonscheduled tests are performed by the Telephone Company "on demand." When a customer provides a technician at its premises with suitable test equipment to perform the required tests, the Telephone Company may provide a technician at its office for the purpose of conducting Nonscheduled Testing of Switched or Special Access services. At the customer's request, the Telephone Company may provide a technician at the customer's premises. Nonscheduled tests may consist of any tests, e.g., loss, noise, slope, envelope delay, which the customer may require. Rates and charges for Nonscheduled Testing apply per technician used.</p>	

IX. MISCELLANEOUS SERVICES (Continued)

<p>3. <i>Rates and Charges</i></p> <p>The charges for Additional Testing are as follows:</p> <p>Per Technician, Per Half Hour, or Fraction Thereof:</p> <table><tr><td><u>Jurisdiction</u></td><td><u>Basic Time</u></td><td><u>Overtime</u>³⁷</td><td><u>Premium Time</u>³⁷</td></tr><tr><td>Washington</td><td>150.00</td><td>200.00</td><td>250.00</td></tr></table>				<u>Jurisdiction</u>	<u>Basic Time</u>	<u>Overtime</u> ³⁷	<u>Premium Time</u> ³⁷	Washington	150.00	200.00	250.00	
<u>Jurisdiction</u>	<u>Basic Time</u>	<u>Overtime</u> ³⁷	<u>Premium Time</u> ³⁷									
Washington	150.00	200.00	250.00									
<p>E. <u>Presubscription</u></p> <p>Presubscription is an arrangement whereby an end user may select and designate to the Telephone Company an IC to access for 1+ InterLATA calls. It also applies to agents for Pay Telephone service whereby the agent may select an IC for the routing of 0+ calls. This IC is referred to as the end user's or agent's predesignated IC.</p>												
<p>The regulations and charges pertaining to Presubscription of residence and business lines and/or trunks are set forth in CC Docket 83-1145, Phase I, Memorandum Opinion and Order, Appendix B, adopted by the Federal Communications Commission on May 31, 1985 and released on June 12, 1985. A copy of the Order with all Appendices is available for inspection at the main building of the Federal Communications Commission and can also be obtained from the FCC's commercial contractor. Regulations and charges for Presubscription set forth in this section are in compliance with the Order. Guidelines established in this Order are used to provide Presubscription of Pay Telephone Service.</p>												
<p>Should a customer want to use other services of the same or another IC, it will be necessary for the customer to dial the necessary access code(s) (i.e., 101XXXX) to reach that IC's service(s).</p>												
<p>Multi-party end users will continue with the same IC service arrangement which existed prior to the end office conversion. However, multi-party end users may access the IC of their choice by dialing the appropriate 101XXXX carrier identification code. In certain suitably equipped end offices two-party customers may subscribe to the IC of their choice.</p> <p>1. <i>End User Notification and Balloting Procedure</i></p> <p>Approximately ninety (90) days prior to the introduction of equal access (Feature Group D and BSA-D) in a serving end office, the Telephone Company will notify all affected end users and agents of the availability of equal access. The end user or agent will be directed to designate a primary IC by the use of an equal access ballot to be returned to the Telephone Company within approximately forty-five (45) days after the mailing date. An end user or agent has the option of independently contacting the IC to make arrangements for presubscription to the IC's service.</p>												

³⁷ A call-out of a Telephone Company employee at a time not consecutive with Business Day is subject to a minimum charge of four (4) hours.

IX. MISCELLANEOUS SERVICES (Continued)

<p>The equal access ballot will include all the names of ICs participating in the presubscription process. The IC listed on a pay telephone ballot will be the 0+ carrier. ICs are required to place an order for Feature Group D or BSA-D in accordance with the regulations set forth in <i>VII.D.10.</i> preceding.</p>	
<p>An agent may designate an IC for the 0+ traffic from a pay telephone. The 1+ traffic from the pay telephone may be handled by the selected 0+ carrier if the carrier handles 1+ traffic, by a secondary service provider designated by the 0+ carrier, or by the default carrier if the 0+ carrier has made no arrangements with the Telephone Company to receive 1+ pay telephone traffic.</p>	
<p>Customers may select only one primary IC for each access line or multiline hunt group through the ballot process. Multiline hunt group end users will be given the opportunity to select more than one primary IC by contacting the Telephone Company. Customers may designate that they do not want a primary IC by notifying the Telephone Company. This choice is considered a valid selection and the nonrecurring charge as set forth in <i>5.(a)</i> following will apply to any subsequent change made after the equal access conversion date.</p>	
<p>New end users or agents who are served by end offices equipped with Feature Group D and BSA-D who subscribe to service after the presubscription implementation date, including an existing customer who orders an additional line, will be asked to select a preferred carrier when they place an order for Telephone Company Exchange Service. If a customer cannot decide upon a carrier at the time, the customer will have thirty (30) days following completion of the service request to make a preferred carrier choice without charge. In the interim, the customer will be assigned a PIC NONE and will have to dial an access code to make interLATA or intraLATA toll calls. The free selection period available to new end users or Payphone Service Providers is the period within thirty days of installation of the new service. Initial free selections available to new end users or Payphone Service Providers are:</p> <ul style="list-style-type: none">- Designate a carrier as their preferred carrier thereby requiring no access code to access that carrier's service. Other carriers are accessed by dialing 101XXXX or other required codes.	
<ul style="list-style-type: none">- Chose no carrier as a preferred carrier thus requiring 101XXXX code dialing to access all carriers. This choice can be made by directly contacting the Telephone Company. In addition, new end users or Payphone Service Providers that do not select a preferred carrier will be assigned as PIC-NONE.	
<p>Following a new end user's or Payphone Service Provider's initial free selection, any subsequent selection made following implementation of interLATA or intraLATA toll presubscription is subject to a nonrecurring charge as set forth in <i>5.(a)</i> following.</p>	
<p>If through the fault of the Telephone Company, the end user or agent is not subscribed to its chosen PIC, the nonrecurring charge in <i>IX.E.5.f.</i> do not apply to reassign the end user or agent to his chosen PIC.</p>	

IX. MISCELLANEOUS SERVICES (Continued)

<p>2. Allocation Process</p> <p>End users or agents who do not return their initial ballot will receive a second ballot indicating that they have been pre-assigned to a specific IC. The Telephone Company will assign non-presubscribed end users or agents randomly to the participating ICs in the same proportion as the presubscribed end users or agents based on the results of the initial balloting process as set forth in 1. preceding. Separate allocation processes will be used for residence, business lines and Pay Telephones.</p>	
<p>End users or agents who do not return the second (2nd) ballot by the specified due date will be presubscribed to the IC indicated on that ballot. Allocated customers will have six (6) months after the equal access conversion date to change to an IC of their choice without charge.</p>	
<p>3. IC Customer Lists</p> <p>The Telephone Company will accept from the IC a list(s) of end users or agents that have made individual arrangements with that IC to become their primary IC. The IC must submit a Telephone Company end user or agent enrollment form listing these end users or agents. The end user or agent enrollment form must be accompanied by a document affirming that the IC does, in fact, have, or has instituted steps designed to obtain, signed letters of agency from the end users or agents designating the IC to act as the end user's or agent's agent for the presubscription process. The IC will accept responsibility for any billing disputes arising from implementation of its end user or agent lists.</p>	
<p>4. End User or Agent Choice Discrepancies</p> <p>If the event of discrepancy between an end user's or agent's ballot and an IC's end user or agent enrollment form, the Telephone Company will notify, within ten (10) days, all affected ICs via a conflict report. If the IC certifies to the Telephone Company that it has a signed letter of agency from the end user or agent with a date subsequent to that on the ballot, that IC becomes the primary IC for that end user or agent. If the IC is unable to obtain a letter of agency signed by the end user or agent, the IC selected on the end user's or agent's ballot will be used.</p>	
<p>When two (2) or more enrollment forms are received from different ICs, and no ballot is returned, the end user or agent in question will be included in the allocation process and will be notified, via the second (2nd) ballot, that a conflict exists. In addition, the ICs will be notified in this instance. If the conflict is discovered after allocation has taken place, the subscriber in question will be contacted by the Telephone Company to obtain a valid selection.</p>	

IX. MISCELLANEOUS SERVICES (Continued)

<p>5. <i>Presubscription Charge</i></p> <p>The nonrecurring charge for Presubscription will be applied as follows:</p> <p>a. Initial end user, end user agent and a local service provider who resells services (herein referred to as reseller) selection of a primary IC by ballot or appearing on an IC list will not incur a charge. The nonrecurring charge for Presubscription does not apply to any change in selection of a primary IC made prior to the equal access conversion date. After the end office equal access conversion date, for any change in the end user's, end user agent's or reseller's selection of a primary IC, a nonrecurring charge as set forth in g. following will apply to the end user or agent.</p>	
<p>b. An allocated end user, end user agent or reseller may use the second ballot as described in 2. preceding or contact the Telephone Company to make an IC selection after allocation has taken place. There will be no charge for this selection if it is done within six (6) months after the equal access conversion date.</p>	
<p>c. Changes in an end user's, end user agent's or reseller's primary IC made as a result of the resolution of an end user, end user agent or reseller choice discrepancy, as set forth in 4. preceding, will not incur the nonrecurring charge provided the change is made within six (6) months after the equal access conversion date.</p>	
<p>The Telephone Company will make post conversion changes in the end user's, end user agent's or reseller's PIC assignment pursuant to an IC provided list of customers, accepted by the Telephone Company under conditions set forth in 3. and 4.. Should an end user, end user agent, or reseller dispute authorization of the change within two (2) years of the PIC assignment, the Telephone Company will place the end user on the previous IC network where possible and the IC billed according to IX.E.7..</p>	
<p>d. An IC will be charged the Presubscription Charge if the IC submits a request for a change in an end user's, end user agent's or reseller's primary IC, the end user, end user agent or reseller disputes that request. End users, end user agents or resellers will not be charged the Presubscription Charge for any changes made as a result of an error on the part of the IC or the Telephone Company.</p>	
<p>An IC will also be charged the nonrecurring charge when it requests a change in the customer identification code assigned to an existing individual end user's service. This type of change does not require a change in the end user's primary IC, only a change in the type of service provided by the IC.</p>	
<p>e. If an IC elects to discontinue all of its Feature Group D or BSA-D service in the converting end office prior to the conversion date or within two (2) years after the introduction of Feature Group D or BSA-D in the converting end office, the IC must notify in writing all end users, end user agents or resellers who have selected or been allocated to that IC, inform these end users, end user agents or resellers of the cancellation, request the end users, end user agents or resellers to select a new IC and state that the canceling IC will pay for the change charge. For a period of two (2) years from the discontinuance of FGD or BSA-D service the Telephone Company will bill a canceling IC the nonrecurring charge as set forth in f. following for each end user, end user agent or reseller the IC currently has designated to it.</p>	

IX. MISCELLANEOUS SERVICES (Continued)

<p>f. A nonrecurring charge, as set forth in 5.g. following, to process a change in Presubscription is bifurcated into four (4) separate nonrecurring charges and applies as follows:</p> <p>(1) A nonrecurring charge, as set forth in 5.g.(1)(a) following, applies when the request to change Presubscription is submitted through electronic methods without a request to change the intraLATA primary interexchange carrier (LPIC) on the same line and on the same order.</p>	
<p>(2) A nonrecurring charge, as set forth in 5.g.(1)(b) following, applies when the request to change Presubscription is submitted through manual methods without a request to change the intraLATA primary interexchange carrier (LPIC) on the same line and on the same order.</p>	
<p>(3) A nonrecurring charge, as set forth in 5.g.(2)(a) following, applies when the request to change Presubscription is submitted through electronic methods together with a request to change the LPIC on the same line and on the same order.</p>	
<p>(4) A nonrecurring charge, as set forth in 5.g.(2)(b) following, applies when the request to change Presubscription is submitted through manual methods together with a request to change the LPIC on the same line and on the same order.</p>	
<p>As used, above, manual methods are 1.) personal interaction between a customer, or a person acting on behalf of a customer, and a Telephone Company employee; and 2.) any facsimile or written submissions from a customer, or a person acting on behalf of a customer, to a Telephone Company service center. Electronic methods shall include all other methods. If a request utilizing an electronic method results in manual processing, the electronic nonrecurring charge shall apply upon completion of the request. For orders submitted electronically through customer account record exchange (CARE) transactions, a change to both the PIC and LPIC on the same line will be considered to be on the same order if it is submitted in a single CARE record for that line.</p>	

IX. MISCELLANEOUS SERVICES (Continued)

<p>g. The charge for a change in Presubscription³⁸</p> <p>- Per Telephone Exchange Service, Line, Trunk, or Pay Telephone</p> <table> <thead> <tr> <th></th> <th style="text-align: right;"><u>Rate</u></th> </tr> </thead> <tbody> <tr> <td>(1) When Presubscription change is requested without an LPIC change request on the same line and on the same order:</td> <td></td> </tr> <tr> <td> (a) Electronically requested Presubscription</td> <td style="text-align: right;">\$1.25</td> </tr> <tr> <td> (b) Manually requested Presubscription</td> <td style="text-align: right;">5.50</td> </tr> <tr> <td>(2) When Presubscription change is requested together with an LPIC change request on the same line and on the same order:</td> <td></td> </tr> <tr> <td> (a) Electronically requested</td> <td style="text-align: right;">0.63</td> </tr> <tr> <td> (b) Manually requested Presubscription</td> <td style="text-align: right;">2.75</td> </tr> </tbody> </table>		<u>Rate</u>	(1) When Presubscription change is requested without an LPIC change request on the same line and on the same order:		(a) Electronically requested Presubscription	\$1.25	(b) Manually requested Presubscription	5.50	(2) When Presubscription change is requested together with an LPIC change request on the same line and on the same order:		(a) Electronically requested	0.63	(b) Manually requested Presubscription	2.75	
	<u>Rate</u>														
(1) When Presubscription change is requested without an LPIC change request on the same line and on the same order:															
(a) Electronically requested Presubscription	\$1.25														
(b) Manually requested Presubscription	5.50														
(2) When Presubscription change is requested together with an LPIC change request on the same line and on the same order:															
(a) Electronically requested	0.63														
(b) Manually requested Presubscription	2.75														
<p>6. <i>Balloting and Allocation Procedure for Pay Telephones</i></p> <p>a. An agent of Pay Telephone service may select and designate to the telephone company an IC for the routing of 0+ interLATA calls. This IC is referred to as the agent's primary IC.</p>															
<p>b. The 1+ interLATA calls from a pay telephone will be handled by the agent's primary IC if the IC handles 1+ traffic, by a secondary service provider selected by an agent's primary IC, or by the default carrier if the agent's primary IC has made no arrangements for handling 1+ traffic from a pay telephone. If the agent's primary IC elects not to submit an order for its 1+ interLATA sent-paid traffic or fails to select a secondary service provider to handle its 1+ interLATA calls from the Telephone Company's pay telephones, the 1+ interLATA coin sent-paid traffic will continue to be routed to the existing 1+ default carrier (provided such carrier continues to accept it) until the 0+ carrier notifies the Telephone Company as set forth in Section XV..</p>															
<p>c. The Telephone Company will notify agents of Pay Telephones of the availability of equal access for Pay Telephone services through the mailing of an equal access ballot. The mailing of initial ballots will take place ninety (90) days prior to end office conversion. Agents of Pay Telephones will be requested to return their respective ballot to the Telephone Company within forty-five (45) days after the mailing date.</p>															

³⁸ Where these charges are applicable to a subscriber or end user under this tariff, except as set forth in 9.a.(2) following, a carrier may make arrangements with the Telephone Company to pay these charges on behalf of the subscriber or end user.

IX. MISCELLANEOUS SERVICES (Continued)

d. An IC obtaining service commitments from agents directly, must obtain signed authorization from those agents. The IC will be required to provide that authorization to the Telephone Company within fifteen (15) days of the Telephone Company's request for the resolution of disputes.	
e. Agents of Pay Telephones who have not made a primary IC selection, either through the payphone equal access ballot, or directly with an IC, will be sent a second ballot by the Telephone Company in accordance with the procedures set forth in Section IX.E.2. preceding. Agents who do not return the second ballot by the specified due date will be presubscribed to the IC indicated on that ballot. Allocated agents will have six (6) months after the date that presubscription of Pay Telephones is made available to change to an IC of their choice without charge.	
7. Unauthorized Presubscription Change An Unauthorized Presubscription Change is a change in the preferred interLATA IC that the end user or Pay Telephone Service Provider denies authorizing.	
If an end user or Pay Telephone Service Provider denies authorizing a change in interLATA IC as submitted by the alleged unauthorized IC, the alleged unauthorized IC will be assessed the Presubscription Charge as specified in IX.E.5.f. for: - Changing the end user or Pay Telephone Service Provider to the disputed IC, and	
- Placing the end user or Pay Telephone Service Provider on their previous IC network or the IC network of their choice.	
In accordance with the Federal Communications Commission's Slamming Liability Rules in CC Docket 94-129, if an alleged unauthorized carrier is ultimately exonerated of liability, the alleged unauthorized IC is entitled to receive full payment from the end user or Pay Telephone Service Provider for all services provided. In such situations, any Presubscription Charges assessed against the alleged unauthorized IC by the Telephone Company are subject to rebilling to the end user or Pay Telephone Service Provider by the alleged unauthorized IC.	
8. IC CIC Consolidation IC requests to consolidate multiple CICs (Carrier Identification Codes) will be subject to a Change in Presubscription Charge as set forth in IX.E.5.g. preceding. Requests for an IC CIC Consolidation must be provided to the Telephone Company in writing, but no ASR Ordering Charge is applicable for this request. The Telephone Company will negotiate a due date for an IC CIC Consolidation with the IC. It is the sole responsibility of the IC to notify affected end users of the change.	

IX. MISCELLANEOUS SERVICES (Continued)

<p>9. PIC NONE</p> <p>When an end user does not want to be presubscribed to any carrier, or when a carrier submits a request to remove their PIC from an end user's line, the end user will be required to dial 101XXXX or other access code (i.e., 950-XXXX) for all calls to all carriers. This line condition, designated PIC NONE, is considered a PIC change for purposes of administering the rates contained in this tariff. PIC NONE changes can only be made by the end user or by the carrier to whom the end user's line is presubscribed.</p> <p>a. End User Presubscription Charges – PIC NONE</p> <p>Presubscription Charges, as described in 5.f. preceding, will apply to the end user as follows:</p> <p>(1) When an end user submits a request to the Telephone Company to remove the PIC from the end user's line, the applicable nonrecurring charge set forth in 5.f. preceding applies to the end user.</p>	
<p>(2) When a carrier submits a request to the Telephone Company on behalf of the end user to remove the carrier as the end user's PIC, the carrier must inform the Telephone Company that the end user desires to have no PIC. In such cases, the applicable nonrecurring charge set forth in 5.g. preceding applies to the end user.</p>	
<p>(3) For 9.a.(2) preceding, the Telephone Company will verify that the end user's line is currently presubscribed to the carrier submitting the request. If the end user's line is currently presubscribed to the carrier submitting the request, then the Telephone Company will remove such carrier's PIC from the line thereby changing the end user's line PIC designation to PIC NONE.</p>	
<p>b. Carrier Presubscription Charges – PIC NONE</p> <p>Presubscription Charges, as described in 5.f. preceding, will apply to the carrier as follows:</p> <p>(1) When a carrier submits a request to the Telephone Company on its own behalf to remove its PIC from an end user's line, the applicable nonrecurring charge set forth in 5.g. preceding applies to the carrier.</p>	
<p>(2) For 9.b.(1) preceding, the Telephone Company will verify that the end user's line is currently presubscribed to the carrier submitting the request. If the end user's line is currently presubscribed to the carrier submitting the request, then the Telephone Company will remove such carrier's PIC from the line thereby changing the end user's line PIC designation to PIC NONE.</p>	
<p>c. The Telephone Company is not liable for any dispute of the change in PIC selection to PIC NONE resulting from a carrier's notification to the Telephone Company.</p>	
<p>10. End User/Agent Lists</p> <p>a. (Reserved for Future Use)</p>	

IX. MISCELLANEOUS SERVICES (Continued)

b. (Reserved for Future Use)	
<p>c. Snapshot List</p> <p>The Snapshot List is a summary of selected end user and agent information for specific ICs which reside in the Telephone Company customer data base. The Snapshot List will be provided by electronic transmission at rates provided in <i>IX.E.2.b.</i>. Foreign listings, PBX stations, CU centrex stations and numbers not in service will not be provided.</p>	
<p>The Snapshot List will be provided to the IC no later than thirty (30) days after receipt of the order. The nonrecurring charge for the Snapshot List applies per state, per order.</p>	
<p>The purpose, liability and objectives associated with the provision of the Snapshot List are as follows:</p> <p>(1) The IC agrees to use the Snapshot List for the purpose of either contacting potential customers/agents, or existing customers/agents, regarding interexchange telecommunications services available through equal access to be obtained from the Telephone Company or for the purpose of updating IC customer/agent account information. The IC agrees not to sell, or reproduce in any manner, in whole or in part, the lists or permit such to be done.</p>	
<p>(2) The IC shall indemnify, protect and save harmless the Telephone Company from and against any and all loss, liability, damages and expense arising out of any demand, claim, suit or judgment for damages which may arise out of the Telephone Company's supplying of listing information, services or records.</p>	
<p>(3) The Telephone Company and the IC agree that the mutual objective of the parties is to conduct their respective businesses to avoid confusion by the end users and agents as to the separate and independent identity of the respective companies and their services. Neither the Telephone Company nor the IC shall make any representation to end users, the public, prospective advertisers, expressed or implied, written or oral, which would imply that the IC is the same as, a part of, or associated with the Telephone Company.</p>	
<p>(4) This service may be terminated by either the Telephone Company or the IC upon thirty (30) days' written notice. The Telephone Company reserves the right to terminate this service immediately upon written notice if the IC misuses the list information. Performance by the Telephone Company shall be excused in the event of strike, riot, act of God or any other cause beyond the reasonable control of the Telephone Company.</p>	
d. (Reserved for Future Use)	
<p>11. End User/Agent Lists-Rates and Charges</p> <p>a. (Reserved for Future Use)</p>	

IX. MISCELLANEOUS SERVICES (Continued)

b. Snapshot List		
<u>Jurisdiction</u>	<u>Nonrecurring Charge Per State, Per Order</u>	<u>Snapshot List Per Listing³⁹</u>
Washington	75.00	.05
c. (Reserved for Future Use)		
F. <u>Billing Name and Address Services</u> The Telephone Company will, upon request, provide Billing Name and Address Service (BNAS) to a Telecommunications Service Provider (customer), or its authorized billing and collection agent. Telecommunications Service Providers include interexchange carriers, operator service providers, enhanced service providers, and any other provider of interstate telecommunications services. There are two (2) BNAS offerings available pursuant to this tariff: Per Call/Periodic BNA and Data Gathering Service (DGS). 1. <i>Per Call/Periodic BNA and Data Fathering Service</i> Per Call/Periodic BNA is the billing name and address and Data Gathering is the billing telephone number, name, address and associated working telephone number information for customer provided ten (10) digit end user telephone numbers required by the Telecommunications Service Provider customer to bill for calls placed within a specific time period. Per Call/Periodic BNA and DGS are offered subject to the following conditions: format for the receipt and provision of telephone number and billing name and address information will be established by the Telephone Company. Charges for each Per Call/Periodic BNA searched for and found or searched for and not found will be billed at rates in <i>IX.F.3.a.</i> . Charges for each record accessed for DGS are set forth under <i>IX.F.3.b.</i> . Per Call/Periodic BNA and DGS will be provided via magnetic tape, electronic transmission, or paper format, at the option of the customer, at rates in <i>IX.F.3.a.</i> or <i>IX.F.3.b.</i> respectively. The processing fee will be applied on a per state basis, once per calendar year for BNAS processing done within that calendar year. A standard format for the receipt and provision of telephone number and billing name and address information will be established by the Telephone Company. Charges for each Per Call/Periodic BNA searched for and found or searched for and not found will be billed at rates in <i>IX.F.3.a.</i> . Charges for each record accessed for DGS are set forth under <i>IX.F.3.b.</i> . Per Call/Periodic BNA and DGS will be provided via magnetic tape, electronic transmission, or paper format, at the option of the customer, at rates in <i>IX.F.3.a.</i> or <i>IX.F.3.b.</i> respectively. The processing fee will be applied on a per state basis, once per calendar year for BNAS processing done within that calendar year.		

³⁹ For the purpose of the Snapshot List, a listing is defined as an end user or agent record eligible for a Primary Interexchange Carrier Selection.

IX. MISCELLANEOUS SERVICES (Continued)

The customer must order Per Call/Periodic BNA or DGS and provide test data tape at least thirty (30) days prior to delivery of the first customer order.	
The frequency for receipt of the customer provided orders for Per Call/Periodic BNA or DGS will be no more than twice monthly and at intervals mutually agreed upon between the Telephone Company and the customer. The customer provided end user telephone numbers will be programmed by the Telephone Company with the proper end user's billing name and address contained in the Telephone Company's file at that time.	
Per Call/Periodic BNA and DGS information for nonlisted/nonpublished end user telephone numbers will be provided unless the nonlisted/nonpublished end user provides written notice to the Telephone Company of nonconsent to the release of the BNA/DGS data. Within thirty (30) days of receipt of such notice, the Telephone Company will discontinue disclosure of the end user's nonlisted/nonpublished BNA/DGS data.	
For other than electronic transmission, the output records will be sent to the customer via first class U. S. Mail. The output records will normally be made available for mailing ten workdays after receipt of the customer order or at an interval mutually agreed upon. Availability may be delayed in case of input errors in the customer provided order.	
The customer may request data be transmitted. Data transmission charges will be determined on an ICB. Data transmission hardware and software specifications will be mutually agreed upon by the Telephone Company and the customer.	
Per Call/Periodic BNA and DGS detail will not be retained by the Telephone Company longer than forty-five (45) days. If the customer requests that the output be made available on a second occasion, such request must occur within thirty (30) days from the date the first was made.	
Any customer, provided Per Call/Periodic BNA or DGS pursuant to this tariff, agrees to abide by all applicable rules, decisions, orders, statutes and laws concerning the disclosure of published and nonpublished telephone numbers, and further agrees to use the information contained therein only for the purpose of billing for services provided to their end users.	
In no case shall any customer or authorized billing and collection agent of a customer disclose the billing name and address information of any subscriber to any third party, except that a customer may disclose BNA/DGS information to its authorized billing and collection agent or to governmental law enforcement agencies.	
2. (Reserved for Future Use)	

IX. MISCELLANEOUS SERVICES (Continued)

3. <i>Rates and Charges</i>			
a. Per Call/Periodic BNA			
	Billing Name and Address	Billing Name and Address	<u>Processing Fee⁴⁰</u> Paper Report, Electronic Transmission, or Magnetic Tape/ <u>Each State</u>
<u>Jurisdiction</u>	<u>Found/Each</u>	<u>Not Found/Each</u>	
Washington	.14	.14	48.00
b. Data Gathering Service			
	Per Record <u>Accessed</u>	<u>Processing Fee⁴⁰</u> Paper Report, Electronic Transmission, or Magnetic Tape/ <u>Each State</u>	
<u>Jurisdiction</u>			
Washington	.16	75.00	
c. (Reserved for Future Use)			
G. <u>Denial/Restoral Service</u>			
The Telephone Company will, upon request, provide Denial/Restoral service to ICs for those end users that have designated the IC as their primary interexchange carrier.			
1. Denial/Restoral service provides for Telephone Company notification to an IC that an end user's local exchange service has been temporarily suspended due to non-payment of the end user's local exchange service. Subsequently, the Telephone Company will provide notification to the IC if the end user's service has been restored from temporary suspension.			
2. Notification shall be provided via the Customer Account Record Exchange electronic interface.			
3. The IC agrees to abide by all applicable rules, decisions, orders, statutes and laws concerning the disclosure of published and nonpublished telephone numbers, and further agrees to use the information provided by Denial/Restoral service only for the purposes of billing services provided to their end users.			

⁴⁰ Applies once per calendar year for DGS processing done within that calendar year.

IX. MISCELLANEOUS SERVICES (Continued)

4. A charge in 5. will apply to the IC for each notification per end user local telephone exchange service number provided to the IC.	
5. Denial/Restoral Service - per telephone number provided \$.10	
H. <u>Telecommunications Service Priority</u>	
1. <i>General</i> The Telephone Company will arrange a Telecommunications Service Priority (TSP) installation and service restoration classification on receipt of certification in conformance with Part 64, Subpart D, Appendix A of the Federal Communications Commission's Rules and Regulations.	
The TSP System is a service, developed to meet the requirements of the Federal Government, for the priority installation and/or restoration of NSEP telecommunications services. These include both Switched and Special Access Services. The TSP System applies only to NSEP telecommunications services and requires and authorizes priority action by the Telephone Company.	
The TSP System shall be provided in accordance with the guidelines set forth in Technical References Telecommunications Service Priority (TSP) System for National Security Emergency Preparedness (NSEP) Service Vendor Handbook (NCS) H 3-1-2 and Telecommunications Service Priority (TSP) System for National Security Emergency Preparedness (NSEP) Service User Manual (NCS) M 3-1-1.	
2. <i>Priority Installation</i> Expedited order charges, as set forth in Section VI.C.1.d., are applicable to access orders submitted with a TSP installation priority. Access orders requiring the special construction of facilities will be subject to special construction regulations, rates and charges as set forth in Section VI.A.12. preceding.	
3. <i>Priority Restoration</i> a. New orders with priority level assignments will be provisioned in accordance with the guidelines established for TSP. The Telephone Company will not accept orders for new Restoration Priority System (RP) circuits after September 10, 1990. Applications for circuits previously provisioned under RP must be resubmitted for provisioning in accordance with the guidelines established for TSP during the thirty (30) -month transition period between September 10, 1990 through March 10, 1993. The Nonrecurring Charge as set forth in IX.H.4.b. will apply to RP orders resubmitted for provisioning under the TSP System. After the transition period, the Telephone Company will discontinue any RP assignments remaining on record.	

IX. MISCELLANEOUS SERVICES (Continued)

b. Under certain conditions it may be necessary to preempt one (1) or more customer services with a lower or no restoration priority in order to install or restore NSEP telecommunications service(s) of a higher priority. If such preemption is necessary, and if circumstances permit, the Telephone Company will make reasonable effort to notify the preempted service customer of the action to be taken.										
c. No additional charge applies to the implementation of a Priority Restoration level submitted concurrent with the initial order to install the Switched or Special Access Service. The nonrecurring charge set forth in IX.H.4.b. following will apply to any request to change or add a Priority Restoration level on an existing Switched or Special Access Service.										
4. Rates and Charges										
The following rates and charges are in addition to all other rates and charges that may be applicable for other services that may be furnished the provisions of this tariff which operate in conjunction with the TSP System.										
a. Priority Installation of an Access Service.										
(1) Expedited Orders	Regulations, rates and charges are the same as those set forth in VI.C.1.d. preceding for Switched and Special Access Service.									
(2) Utilization of Specially Constructed Facilities.	Regulations, rates and charges as set forth in Section VI.A.12. preceding.									
b. Priority Restoration (PR) Level Implementation on an Access Service.										
	<table><tr><td></td><td>Monthly Rates</td><td>Nonrecurring Charges</td></tr><tr><td>(1) When the PR Level is implemented concurrent with the initial ASR.</td><td>\$490.00</td><td>None</td></tr><tr><td>(2) When the PR level is added or changed on an existing Access Service.</td><td>\$4.90</td><td>\$14.50</td></tr></table>		Monthly Rates	Nonrecurring Charges	(1) When the PR Level is implemented concurrent with the initial ASR.	\$490.00	None	(2) When the PR level is added or changed on an existing Access Service.	\$4.90	\$14.50
	Monthly Rates	Nonrecurring Charges								
(1) When the PR Level is implemented concurrent with the initial ASR.	\$490.00	None								
(2) When the PR level is added or changed on an existing Access Service.	\$4.90	\$14.50								

IX. MISCELLANEOUS SERVICES (Continued)

<p>I. <u>International Blocking Service</u></p> <p>The Telephone Company, upon request, will provide end office blocking of only end user direct dialed 011+ and 101XXXX+011+ calls from an end user's location. This optional service is offered on a per line basis where facilities permit and is available for use with local business exchange service offered in the Telephone Company's general or local exchange tariff.</p> <table> <tr> <td data-bbox="264 562 651 621">International Blocking Service, Per line or trunk (all jurisdictions)</td> <td data-bbox="1089 501 1243 621"> Nonrecurring <u>Charge</u> \$5.00 </td> </tr> </table>	International Blocking Service, Per line or trunk (all jurisdictions)	Nonrecurring <u>Charge</u> \$5.00	
International Blocking Service, Per line or trunk (all jurisdictions)	Nonrecurring <u>Charge</u> \$5.00		
<p>J. <u>Service Access Code 900 Blocking</u></p> <p>Service Access Code 900 Blocking provides for the blocking of all calls originated to the 900 service access code. The service is provided upon request where facilities permit and is provided free of charge to customers for the first blocking request. For 900 blocking requests after the first request a nonrecurring charge is applicable per telephone number blocked. Customer requests to remove 900 blocking, i.e., to unblock the service must be in writing. There is no charge for unblocking.</p> <table> <tr> <td data-bbox="264 995 771 1054">Service Access Code 900 Blocking (per number blocked after the first request)</td> <td data-bbox="1089 934 1243 1054"> Nonrecurring <u>Charge</u> \$5.00 </td> </tr> </table>	Service Access Code 900 Blocking (per number blocked after the first request)	Nonrecurring <u>Charge</u> \$5.00	
Service Access Code 900 Blocking (per number blocked after the first request)	Nonrecurring <u>Charge</u> \$5.00		
<p>K. <u>Selective Class of Call Screening (SCOCS)</u></p> <p>1. Selective Class of Call Screening is an optional service available, where facilities permit, in Telephone Company electronic end offices. This service restricts outgoing 1+, 0+ and 0- calls placed over the Telephone Company's network, to only those calls which are charged to a number other than the originating number, i.e., collect, third number billed or Calling Card. Selective Class of Call Screening is available for use with line side General Exchange Tariff services that are provided for the provision of telecommunication services to transient members of the public.</p>			
<p>The customer will specify, at the time of the order, the restriction or restrictions desired. The customer may specify any combination of the following to restrict the billing of outgoing toll calls to:</p> <ul style="list-style-type: none"> - A Credit Card - A Third Number - Collect to the Called Number 			
<p>Option 1</p> <p>An outgoing 1+ call will not be permitted unless the end user makes arrangements to have the call billed to a called telephone number (Collect), a third number or a Calling Card account.</p>			

IX. MISCELLANEOUS SERVICES (Continued)

Option 2			
An outgoing 0+ or 0- call will not be permitted unless the end user makes arrangements to have the call billed to a called telephone number (Collect), a third number or a Calling Card account.			
2. Rates and Charges			
<u>Jurisdiction</u>	Monthly Rate, <u>Per Option</u>		
Washington	.29		
L. <u>Miscellaneous Equipment</u>			
Controller Arrangement:			
This arrangement enables the customer to control up to forty-eight (48) transfer functions at a Telephone Company central office via a remote keyboard terminal capable of either 300 or 1200 bps operation. Included as part of the Controller Arrangement is a dial-up data station located at the Telephone company Central office to provide access to the Controller Arrangement. This dial-up data station consists of 212A DATAPHONE data set and an appropriate Telephone Company provided channel.			
The Controller Arrangement must be located in the same Telephone Company central office as the transfer functions which it controls.			
	<u>Monthly Charge</u>		
Per arrangement	\$100.00		
M. <u>Integrated Services Digital Network (ISDN) Line Port</u>			
End users subscribing to Integrated Services Digital Network-Basic Rate Interface (ISDN BRI) and Integrated Services Digital Network-Primary Rate Interface (ISDN PRI) will be assessed an ISDN Line Port Charge.			
When end user ISDN BRI or ISDN PRI is provided by a local service provider that resells local service (reseller), the reseller will be assessed the ISDN Line Port charge.			
Rates and Charges:			
<u>Jurisdiction</u>	Monthly Rates for <u>ISDN BRI Arrangement</u>	Monthly Rates Per <u>ISDN PRI Arrangement</u>	
Washington	1.00	10.00	

IX. MISCELLANEOUS SERVICES (Continued)

N. <u>Service Provider Number Portability</u>		
<p>1. The Service Provider Number Portability (SPNP) Fee recovers the costs of implementing long-term number portability. The SPNP Fee shall be assessed to each end user in the one hundred (100) largest Metropolitan Statistical Areas (MSAs) and each end user served from a number-portability-capable wire center outside the one hundred (100) largest MSAs with the following exceptions.</p> <ul style="list-style-type: none"> - Each PBX Trunk shall be assessed nine (9) monthly SPNP Fees as calculated below - Each ISDN PRI arrangement shall be assessed five (5) monthly SPNP Fees as calculated below - Lifeline customers shall not be assessed the SPNP Fee 		
The SPNP Fee shall also be assessed to carriers that purchase Telephone Company unbundled switching ports and resellers of the Telephone Company's local service.		
The Telephone Company shall recover the SPNP Fee for a five (5) year period from initial billing implementation date of March 10, 1999 with the following exception.		
<u>SPNP Monthly Rate Per Line Arrangement</u>	<u>SPNP Monthly Rate Per PBX Trunk</u>	<u>SPNP Monthly Rate Per ISDN PRI</u>
\$.36	\$3.24	\$1.80
<p>2. <i>Wireless Service Provider Number Portability Fee</i></p> <p>The Wireless Service Provider Number Portability (WSPNP) Fee recovers the costs of implementing long-term number portability. The WSPNP Fee shall be assessed to each end user in the one hundred (100) largest Metropolitan Statistical Areas (MSAs) and each end user served from a number-portability-capable wire center outside the one hundred (100) largest MSAs with the following exceptions:</p> <ul style="list-style-type: none"> - Each PBX Trunk shall be assessed nine (9) monthly WSPNP Fees as calculated below - Each ISDN PRI arrangement shall be assessed five (5) monthly WSPNP Fees as calculated below - Lifeline customers shall not be assessed the WSPNP Fee 		
The WSPNP Fee shall also be assessed to carriers that purchase Telephone Company unbundled switching ports and resellers of the Telephone Company's local service.		
The Telephone Company shall recover the WSPNP Fee for a six-month (6) period from the initial billing implementation date of September 1, 2004, and an end date of February 28, 2005.		
<u>WSPNP Monthly Rate Per Line</u>	<u>WSPNP Monthly Rate Per PBX Trunk</u>	<u>WSPNP Monthly Rate Per ISDN PRI Arrangement</u>
\$.21	\$1.89	\$1.05

IX. MISCELLANEOUS SERVICES (Continued)

<p>3. Service Provider Number Portability (SPNP) General Description</p> <p>SPNP allows, where facilities permit: 1.) a local exchange telephone service customer to maintain the same Directory Number (DN) when changing from one telecommunications service provider to another while remaining at the same location; and 2.) callers to complete calls to numbers that have been ported.</p>	
<p>4. SPNP Query Service Description</p> <p>SPNP is an advanced intelligent network capability which utilizes the common channel signaling network to query a database to secure network routing instructions before completion of a call. This database contains the Location Routing Number (LRN) that identifies the switch of the Local Service Provider (LSP) that serves a customer with a ported DN. The LRN is used to direct the call to the correct network switching element for completion to the end user customer. Where more than one (1) network is involved in completing the call, the network prior to the termination (i.e., the N-1 Network) is normally responsible for querying a SPNP database to secure the LRN which is then used in routing the call.</p>	
<p>Where the N-1 carrier does not perform a database query, and forwards a call to a switch in the Telephone Company's network for a NXX designated as a number portable code in the National Exchange Carrier Association Inc. FCC No. 4, the Telephone Company will perform a query for the N-1 carrier and bill that N-1 carrier a SPNP Query charge, as shown in Section IX.N.4. following.</p>	
<p>When the Telephone Company is the first point of switching for terminating traffic to another local exchange carrier (e.g., a Telephone Company tandem switch), the Telephone Company will perform the query on behalf of the N-1 carrier and bill the N-1 carrier a SPNP Query charge, as shown in Section IX.N.4. following.</p>	
<p>The SPNP Query is available through the telephone companies network at a tandem or end office.</p>	
<p>When a Telephone Company tandem switch performs the query on behalf of the N-1 carrier, an SPNP Query-Tandem charge is applied whenever the call is to an NXX from which a DN has been ported.</p>	
<p>When a Telephone Company end office switch performs the query on behalf of the N-1 carrier, an SPNP Query-End Office charge will apply when the called DN has ported out of the Telephone Company switch.</p>	
<p>5. Rate Regulations</p> <p>The rates and charges associated with SPNP which are "query" based will be billed monthly, based on recorded usage. For billing purposes, each month is considered to have thirty (30) days.</p>	

IX. MISCELLANEOUS SERVICES (Continued)

The SPNP Query rate element provides for the identification of the LRN information associated with the directory number including transport of the query to and from the database. This charge is assessed at either a Tandem or End Office rate depending on where the query was launched.	
<ul style="list-style-type: none">- SPNP Query – Tandem Query Charges are assessed to each non-queried call delivered at the Telephone Company Tandem to numbers in NXXs from which a DN has ported. This charge is also assessed when the N-1 carrier delivers calls to other LECs through a Telephone Company Tandem.	
<ul style="list-style-type: none">- SPNP Query – End Office Query Charges are assessed to each non-queried call to a directory number that has been ported out of a Telephone Company end office switch, and the end office switch performs the query.	
6. Rates and Charges	
SPNP Query:	<u>Rate Per Query</u>
a. Tandem Query Charge	\$.000926
b. End Office Query Charge	.000926
O. <u>Payphone-Specific Coding Digits</u>	
<p>The Telephone Company will equip local exchange telephone lines ordered by Payphone Service Providers (PSPs) from the Telephone Company's general and/or local exchange tariff with the capability to transmit three (3) payphone specific coding digits. The digits which will be transmitted to the Interexchange Carrier are: twenty-seven (27) for pay telephones requiring central office supervision, twenty-nine (29) for prison/inmate pay telephones, and seventy (70) for pay telephones not requiring central office supervision. These digits will be transmitted via Flexible Automatic Number Identification (Flex ANI) to Interexchange Carriers who have trunks equipped with the Flex ANI optional feature as described in Section V.. The Interexchange Carriers will use this information to compensate the PSPs for subscriber 800 series calls, dial-around access code calls (e.g., 101XXXX) and any other calls placed from pay telephones and deemed compensable by the FCC.</p>	
<p>The Telephone Company will apply a monthly Payphone-Specific Coding Digits Service charge to each pay telephone service line. This charge recovers the initial costs of deploying the Flex ANI capability and will be assessed for a thirty-six (36) month period beginning in September 1, 1999.</p>	
	<u>Monthly Rate</u>
GSEC	(19540)
Payphone-Specific Coding Digits Service Charge	\$2.23

IX. MISCELLANEOUS SERVICES

<p>P. <u>Federal Universal Service Fund Surcharge</u></p> <p>The Federal Universal Service Fund (FUSF) Surcharge recovers the Telephone Company's contributions to the Universal Service Support Mechanisms. Customers may certify exemption from FUSF Surcharges at the ACNA level or at the BAN level. Certification at the ACNA level will exempt all BANs under that ACNA. Certification at the BAN level will exempt only the specified BANs. FUSF Surcharge exemption certification can be completed and submitted on the Telephone Company's web site at: https://get.ziPLYfiber.com/</p>			
<p>The FUSF Surcharge is a percentage surcharge applied to the interstate charges which give rise to the Telephone Company's obligation. These charges include the End User Common Line Charge as set forth in Sections V.G.1. through V.G.3. preceding; the Presubscribed Interexchange Carrier Charge as set forth in Section IV.E. preceding; ISDN Line Port Charges as set forth in Section IX.M. preceding; the Charge for Changing Primary Interexchange Carrier as set forth in IX.E.5.(g) preceding; interstate Special Access Service; and any other interstate service that gives rise to the Telephone Company's obligation to contribute to Universal Service Support Mechanisms.</p> <p>1. Customers assessed an End User Common Line Charge specified in Sections V.G.1. through V.G.3. preceding will be assessed an FUSF Surcharge as set forth following. The FUSF Surcharge will be determined by multiplying the FUSF Surcharge Factor by the End User Common Line Charge. FUSF Surcharges will be billed to the associated end user or reseller of the local exchange services, with the exception of those customers who participate in the Lifeline Assistance Program.</p>			
<p>2. Customers assessed Presubscribed Interexchange Carrier Charges, ISDN Line Port Charges, Charge for Changing Primary Interexchange Carrier, charges for interstate Special Access Service, and any interstate charges not listed above which give rise to the Telephone Company's obligation to contribute to the Universal Support Mechanisms will be assessed the FUSF Surcharge on such charges as set forth following. Customers who participate in the Lifeline Assistance Program are not exempt from this Surcharge on services other than the Subscriber Line Charge. The FUSF Surcharge will be determined by multiplying the FUSF Surcharge Factor by the applicable charges.</p>			
<p>3. <i>FUSF Surcharge</i></p> <table style="width: 100%; border: none;"> <tr> <td style="width: 60%;">Surcharge applied to interstate charges</td> <td style="width: 40%; text-align: right;">31.8%</td> </tr> </table>	Surcharge applied to interstate charges	31.8%	(R)
Surcharge applied to interstate charges	31.8%		
<p>Q. <u>Incidental InterLATA Call Management Signaling Service</u></p> <p>1. <i>General</i></p> <p>a. Call Management Signaling Service ("Service" or "CMSS") provides a customer with terminating detail information and with the capability to provide instructions back to the Telephone Company regarding the forwarding or other disposition of calls terminating or attempting to terminate at the customer's end user's telephone number. The Telephone Company will deliver this service over a secure IP (Internet Protocol) network connection using standard XML-based formatted data.</p>			

TRANSMITTAL NO. 6

IX. MISCELLANEOUS SERVICES

b. In every instance that a call attempts to terminate at a Telephone Company end office to a customer's end user's telephone line provisioned with the Service, the Telephone Company will provide the customer with signaling information describing the attempted call termination and terminating detail for the call (collectively "Terminating Detail"). All Terminating Detail will be provided to a Telephone Company interface server and then made available to customers through a secure IP network connection using an XML-based data format.	
c. In every instance that a customer is provided with Terminating Detail for a call, the customer will be required to respond with a valid response ("Response") within eighteen (18) seconds, as further described in the Technical Reference Technical Memorandum for Incidental InterLATA Call Management Signaling Service associated with the Verizon FCC Short Term Notice of Network Change dated March 2007. Valid Responses include an instruction for the Telephone Company to forward the call to a different domestic telephone number, to block the call or to permit the call to terminate to the customer's end user's line.	
d. In the event no Response is received within eighteen (18) seconds, the Telephone Company will proceed with terminating the call to the customer's end user's line. Responses to the Telephone Company from the customer are received through a secure IP network connection and in an XML-based data format.	
2. Service Availability Call Management Signaling Service will be provided where technical capability exists on the customer's end-user lines that originate from Telephone Company end offices equipped with Advanced Intelligent Network (AIN) capability. The AIN capability information can be found in the NATIONAL EXCHANGE CARRIER, INC., TARIFF FCC NO. 4.	
3. Responsibilities of the Customer a. The customer must notify its end users to provide the Telephone Company with authorization for each line, on a per-line basis, for which the customer is seeking to receive an end-user customer's Terminating Detail information. Customer's end users must provide authorization by accessing a Telephone Company Internet web site.	
The Telephone Company will reject a customer's request for Call Management Signaling Service if authorization from customer's end-user has not been provided prior to receipt of an order.	

IX. MISCELLANEOUS SERVICES (Continued)

<p>b. In order to use the Call Management Signaling Service, the customer will be required to have computer server equipment to exchange data in XML format over a secure IP network connection, to obtain a secure IP network connection from the customer's location and to comply with the Telephone Company's security/network integrity and data exchange requirements. Detailed information about the XML-based data interchange, such as data fields and valid values can be found in Technical Reference Technical Memorandum for Incidental InterLATA Call Management Signaling Service associated with the Verizon FCC Short Term Notice of Network Change dated March 2007. To use this Service, the Customer must procure either a secure IP network connection using the Internet or a secure dedicated IP network connection. Either option selected must support Secure Socket Layer (SSL) communication, using 128-bit encryption, and the customer's server must be equipped with a valid SSL certificate for authentication. Customers will be required to complete interoperability/network integrity testing, and to submit to a security review by the Telephone Company, prior to turn up. The Telephone Company may implement transaction management procedures when experiencing excessive volume traffic or other adverse conditions. Additional details about the Telephone Company's security/network integrity requirements can be found in Technical Reference Technical Memorandum for Incidental InterLATA Call Management Signaling Service associated with the Verizon FCC Short Term Notice of Network Change dated March 2007.</p>	
<p>4. Rate Regulations</p> <p>a. Charges for Call Management Signaling Service are applied on a per call signal basis which describes the Terminating Detail for calls terminating or attempting to terminate at the customer's end user's telephone number.</p>	
<p>b. A customer must attain a minimum volume of at least one million (1,000,000) call signals per month on a combined basis from all of its end-user customers located in the Telephone Company operating territories as set forth in this tariff and in Tariff FCC Nos.4 and . For any month that the minimum monthly usage is not attained, a customer will be billed for a minimum of one million (1,000,000) call signals. The minimum signal volume requirements will be waived during a ramp-up period beginning with the earliest subscription date from this tariff or FCC 4 or 5, and ending at the close of the twelfth (12th) monthly billing period following the earliest subscription date.</p>	
<p>5. Rates and Charges</p> <p>Per Call Signal \$.004</p>	

X. INTERFACE GROUPS, TRANSMISSION SPECIFICATIONS AND CHANNEL CODES

<p>A. <u>Local Transport Interface Groups</u></p> <p>Ten Interface Groups are provided for terminating the Local Transport at the customer's premises. Each Interface Group provides a specified premises interface code (e.g., two-wire, four-wire, DS1, etc.). At the option of the customer and where transmission facilities permit, the individual transmission path between the customer's premises and the first point of switching may be provided with optional features as set forth in VII.C.1. preceding.</p>	
<p>As a result of the customer's access order and the type of Telephone Company transport facilities serving the customer's premises, the need for signaling conversions or two-wire to four-wire conversions, or the need to terminate digital or high frequency facilities in channel bank equipment may require that Telephone Company equipment be placed at the customer's premises. For example, if a voice frequency interface is ordered by the customer and the Telephone Company facilities serving the customers premises are digital, then Telephone Company channel bank equipment must be placed at the customer's premises in order to provide the voice frequency interface ordered by the customer.</p>	
<p>Interface Group 1 is provided with Type C Transmission Specifications, and Interface Groups 2 through 10 are provided with Type A or B Transmission Specifications, depending on the Feature Group or Basic Serving Arrangement and whether the Access Service is routed directly or through an access tandem. All Interface Groups are provided with Data Transmission Parameters.</p>	
<p>Only certain premises interfaces are available at the customer's premises. The premises interfaces codes associated with the Interface Groups may vary among Feature Groups and Basic Serving Arrangements. The various premises interfaces codes which are available with the Interface Groups or Basic Serving Arrangements, and the Feature Groups with which they may be used, are set forth in X.A.11. following.</p>	
<p>For each of the ten Interface Groups described following, the transmission path between the point of termination at the customer's premises and the first point of switching may be comprised of any form or configuration of plant and equipment capable of and typically used in the telecommunications industry for the transmission of voice and associated telephone signals within the frequency bandwidth of 300 to 3000 Hz.</p>	
<p>1. <i>Interface Group 1</i></p> <p>Interface Group 1 provides a two-wire voice frequency transmission path at the point of termination at the customer's premises. Interface Group 1 is not provided in association with FGC, FGD, BSA-C and BSA-D when the first point of switching is an access tandem. In addition, Interface Group 1 is not provided in association with FGB, FGC, FGD, BSA-B, BSA-C or BSA-D when the first point of switching can only provide four-wire terminations.</p>	
<p>The interface is provided with loop supervisory signaling. When the interface is associated with FGA or BSA-A, such signaling will be loop start or ground start signaling. When the interface is associated with FGB, FGC, FGD, BSA-B, BSA-C or BSA-D, such signaling will be reverse battery signaling. When FGB, FGC, FGD, BSA-B, BSA-C or BSA-D access service is associated with a two-way calling interface, E&M signaling shall be used.</p>	

X. INTERFACE GROUPS, TRANSMISSION SPECIFICATIONS AND CHANNEL CODES (Continued)

<p>2. Interface Group 2</p> <p>Interface Group 2 provides four-wire voice frequency transmission at the point of termination at the customer's premises. The interface is provided with loop supervisory signaling. When the interface is associated with FGA or BSA-A, such signaling will be loop start or ground start signaling. When the interface is associated with FGB, FGC, FGD, BSA-B, BSA-C or BSA-D such signaling, except for two-way calling which is E&M signaling, will be reverse battery signaling.</p>	
<p>3. Interface Group 3</p> <p>Interface Group 3 provides group level analog transmission at the point of termination at the customer's premises. The interface is capable of transmitting electrical signals between the frequencies of 60 to 180 kHz, with the capability to channelize up to twelve (12) voice frequency transmission paths. Certain frequencies within the bandwidth of the Interface Group are reserved for Telephone Company use, e.g., pilot and carrier group alarm tones. Before the first point of switching, the Telephone Company will provide multiplex equipment to derive twelve (12) transmission paths with a frequency bandwidth of approximately 300 to 3000 Hz.</p>	
<p>The interface is provided with SF supervisory signaling for each individual transmission channel.</p>	
<p>As of December 30, 1993, Interface Group 3 is available to existing customers only.</p>	
<p>4. Interface Group 4</p> <p>Interface Group 4 provides supergroup level analog transmission at the point of termination at the customer's premises. The interface is capable of transmitting electrical signals between the frequencies of 312 to 552 kHz, with the capability to channelize up to sixty (60) voice frequency transmission paths. Certain frequencies within the bandwidth of the Interface Group are reserved for Telephone Company use, e.g., pilot and carrier group alarm tones. Before the first point of switching, the Telephone Company will provide multiplex and channel bank equipment to derive sixty (60) transmission paths with a frequency bandwidth of approximately 300 to 3000 Hz.</p>	
<p>The interface is provided with SF supervisory signaling for each individual transmission channel.</p>	
<p>As of December 30, 1993, Interface Group 4 is available to existing customers only.</p>	
<p>5. Interface Group 5</p> <p>Interface Group 5 provides mastergroup level analog transmission at the point of termination at the customer's premises. The interface is capable of transmitting electrical signals between the frequencies of 564 to 3084 kHz, with the capability to channelize up to six hundred (600) voice frequency transmission paths. Certain frequencies within the bandwidth of the Interface Group are reserved for Telephone Company use, e.g., pilot and carrier group alarm tones. Before the first point of switching, the Telephone Company will provide multiplex and channel bank equipment to derive six hundred (600) transmission paths with a frequency bandwidth of approximately 300 to 3000 Hz.</p>	

X. INTERFACE GROUPS, TRANSMISSION SPECIFICATIONS AND CHANNEL CODES (Continued)

The interface is provided with SF supervisory signaling for each individual transmission channel.	
As of December 30, 1993, Interface Group 5 is available to existing customers only.	
<p>6. Interface Group 6</p> <p>Interface Group 6 provides DS1 level digital transmission at the point of termination at the customer's premises. The interface is capable of transmitting electrical signals at a nominal 1.544 Mbps, with the capability to channelize up to twenty-four (24) voice frequency transmission paths. Before the first point of switching, when analog switching utilizing analog terminations is provided, the Telephone Company will provide multiplex and channel bank equipment to derive twenty-four (24) transmission paths with a frequency bandwidth of approximately 300 to 3000 Hz. When digital switching or analog switching with digital carrier terminations is provided, the Telephone Company will provide, at the first point of switching, a DS1 signal in D3/D4 format.</p>	
The interface is provided with bit stream supervisory signaling for each individual transmission channel.	
<p>7. Interface Group 7</p> <p>Interface Group 7 provides DS1C level digital transmission at the point of termination at the customer's premises. The interface is capable of transmitting electrical signals at a nominal 3.152 Mbps, with the capability to channelize up to forty-eight (48) voice frequency transmission paths. Before the first point of switching, when analog switching utilizing analog terminations is provided, the Telephone Company will provide multiplex and channel bank equipment to derive up to forty-eight (48) voice frequency transmission paths with a frequency bandwidth of approximately 300 to 3000 Hz. When digital switching or analog switching with digital carrier terminations is provided, the Telephone Company will provide, at the first point of switching, DS1 signals in D3/D4 format.</p>	
The interface is provided with bit stream supervisory signaling for each individual transmission channel.	
As of December 30, 1993, Interface Group 7 is available to existing customers only.	
<p>8. Interface Group 8</p> <p>Interface Group 8 provides DS2 level digital transmission at the point of termination at the customer's premises. The interface is capable of transmitting electrical signals at a nominal 6.312 Mbps, with the capability to channelize up to ninety-six (96) voice frequency transmission paths. Before the first point of switching, when analog switching utilizing analog terminations is provided, the Telephone Company will provide multiplex and channel bank equipment in its office to derive up to ninety-six (96) transmission paths with a frequency bandwidth of approximately 300 to 3000 Hz. When digital switching, or analog switching with digital carrier terminations is provided, the Telephone Company will provide, at the first point of switching, DS1 signals in D3/D4 format.</p>	
The interface is provided with bit stream supervisory signaling for each individual transmission channel.	

X. INTERFACE GROUPS, TRANSMISSION SPECIFICATIONS AND CHANNEL CODES (Continued)

Interface Group 8 is provided on an Individual Case Basis.	
<p>9. <i>Interface Group 9</i></p> <p>Interface Group 9 provides DS3 level digital transmission at the point of termination at the customer's premises. The interface is capable of transmitting electrical signals at a nominal 44.736 Mbps, with the capability to channelize up to six hundred seventy-two (672) voice frequency transmission paths. Before the first point of switching, when analog switching utilizing analog terminations is provided, the Telephone Company will provide multiplex and channel bank equipment to derive up to six hundred seventy-two (672) transmission paths with a frequency bandwidth of approximately 300 to 3000 Hz. When digital switching, or analog switching with digital carrier terminations is provided, the Telephone Company will provide, at the first point of switching, DS1 signals in D3/D4 format.</p>	
The interface is provided with bit stream supervisory signaling for each individual transmission channel.	
<p>10. <i>Interface Group 10</i></p> <p>Interface Group 10 provides DS4 level digital transmission at the point of termination at the customer's premises. The interface is capable of transmitting electrical signals at a nominal 274.176 Mbps, with the capability to channelize up to four thousand thirty-two (4,032) voice frequency transmission paths. Before the first point of switching, when analog switching utilizing analog terminations is provided, the Telephone Company will provide multiplex and channel bank equipment to derive up to four thousand thirty-two (4,032) transmission paths with a frequency bandwidth of approximately 300 to 3000 Hz. When digital switching or analog switching with digital carrier terminations is provided, the Telephone Company will provide, at the first point of switching, DS1 signals in D3/D4 format.</p>	
The interface is provided with bit stream supervisory signaling for each individual transmission channel.	
Interface Group 10 is provided on an Individual Case Basis.	

X. INTERFACE GROUPS, TRANSMISSION SPECIFICATIONS AND CHANNEL CODES (Continued)

11. Available Premises Interface Codes

Following is a matrix showing which premises interface codes are available for each Interface Group as a function of the Telephone Company switch supervisory signaling and Feature Group. For explanations of these codes, see the Glossary of Channel Interface Codes in X.C.1. following.

Interface Group	Telephone Company Switch Supervisory Signaling	Premises Interface Code	Feature Group			
			<u>A</u>	<u>B</u>	<u>C</u>	<u>D</u>
1	LO	2LS2	X			
	LO	2LS3	X			
	GO	2GS2	X			
	GO	2GS3	X			
	LO, GO	2DX3	X			
	LO, GO	4EA3-E	X			
	LO, GO	4EA3-M	X			
	LO, GO	6EB3-E	X			
	LO, GO	6EB3-M	X			
	RV, EA, EB, EC	2DX3		X	X	X
	RV, EA, EB, EC	4EA3-E		X	X	X
	RV, EA, EB, EC	4EA3-M		X	X	X
	RV, EA, EB, EC	6EB3-E		X	X	X
	RV, EA, EB, EC	6EB3-M		X	X	X
	RV, EA, EC	6EC3			X	X
	RV	2RV3-O		X	X	X
	RV	2RV3-T		X	X	X

X. INTERFACE GROUPS, TRANSMISSION SPECIFICATIONS AND CHANNEL CODES (Continued)

Interface Group	Telephone Company Switch Supervisory Signaling	Premises Interface Code	Feature Group			
			A	B	C	D
2	LO, GO	4SF2	X			
	LO, GO	4SF3	X			
	LO	4LS2	X			
	LO	4LS3	X			
	LO	6LS2	X			
	GO	4GS2	X			
	GO	4GS3	X			
	GO	6GS2	X			
	LO, GO	4DX2	X			
	LO, GO	4DX3	X			
	LO, GO	6EA2-E	X			
	LO, GO	6EA2-M	X			
	LO, GO	8EB2-E	X			
	LO, GO	8EB2-M	X			
	LO, GO	6EX2-B	X			
	RV, EA, EB, EC	4SF2		X	X	X
	RV, EA, EB, EC	4SF3		X		
	RV, EA, EB, EC	4DX2		X	X	X
	RV, EA, EB, EC	4DX3		X	X	X
	RV, EA, EB, EC	6DX2			X	
	RV, EA, EB, EC	6EA2-E		X	X	X
	RV, EA, EB, EC	6EA2-M		X	X	X
	RV, EA, EB, EC	8EB2-E		X	X	X
	RV, EA, EB, EC	8EB2-M		X	X	X
	RV, EA, EC	8EC2-M			X	X
	RV	4RV2-O		X	X	X
	RV	4RV2-T		X	X	X
	RV	4RV3-O		X	X	
	RV	4RV3-T		X	X	

X. INTERFACE GROUPS, TRANSMISSION SPECIFICATIONS AND CHANNEL CODES (Continued)

Interface Group	Telephone Company Switch Supervisory Signaling	Premises Interface Code	Feature Group			
			A	B	C	D
3	LO, GO	4AH5-B	X			
	RV, EA, EB, EC	4AH5-B		X	X	X
4	LO, GO	4AH6-C	X			
	RV, EA, EB, EC	4AH6-C		X	X	X
5	LO, GO	4AH6-D	X			
	RV, EA, EB, EC	4AH6-D		X	X	X
6	LO, GO	4DS9-15	X			
	LO, GO	4DS9-15L	X			
	RV, EA, EB, EC	4DS9-15		X	X	X
	RV, EA, EB, EC	4DS9-15L		X	X	X
7	LO, GO	4DS9-31	X			
	RV, EA, EB, EC	4DS9-32		X	X	X
	LO, GO	4DS9-31L	X			
	RV, EA, EB, EC	4DS9-31L		X	X	X
8	LO, GO	4DSO-63	X			
	LO, GO	4DSO-63L	X			
	RV, EA, EB, EC	4DSO-63		X	X	X
	RV, EA, EB, EC	4DSO-63L		X	X	X
9	LO, GO	4DS6-44	X			
	LO, GO	4DS6-44L	X			
	RV, EA, EB, EC	4DS6-44		X	X	X
	RV, EA, EB, EC	4DS6-44L		X	X	X
10	LO, GO	4DS6-27	X			
	LO, GO	4DS6-27L	X			
	RV, EA, EB, EC	4DS6-27		X	X	X
	RV, EA, EB, EC	4DS6-27L		X	X	X
B. <u>Transmission Specifications for Switched Access Service</u>						
The Telephone Company will maintain existing transmission specifications on functioning service configurations installed prior to the effective date of this tariff except that service configurations having performance specifications exceeding the standards listed in this provision will be maintained at performance levels specified in this tariff.						

X. INTERFACE GROUPS, TRANSMISSION SPECIFICATIONS AND CHANNEL CODES (Continued)

The transmission specifications contained in this Section are immediate action limits. Acceptance limits are set forth in Technical Reference GR-334-CORE, Issue 1. This Technical Reference also provides the basis for determining Switched Access Service maintenance limits

1. *Standard Transmission Specifications*

Following are descriptions of the three Standard Transmission Specifications available with Switched Access Services. The specific applications in terms of the Switched Access Arrangements and Interface Groups with which the Switched Access Arrangement Standard Transmission Specifications are provided are set forth in *VII.B.* preceding.

a. Type A Transmission Specifications

Type A Transmission Specifications is provided with the following parameters:

(1) Loss Deviation

The maximum Loss Deviation of the 1004 Hz loss relative to the Expected Measured Loss (EML) is ± 2.0 dB.

(x) GR-334-core, Issue 1, replaces TR-NPL-000334 in its entirety.

(2) Attenuation Distortion

The maximum Attenuation Distortion in the 404 to 2804 Hz frequency band relative to the loss 1004 Hz is -1.0 dB to +3.0 dB.

(3) C-Message Noise

The maximum C-Message Noise for the transmission path at the route miles listed is less than or equal to:

<u>Route Miles</u>	<u>C-Message Noise</u>
Less than 50	32 dBrnCO
51 to 100	34 dBrnCO
101 to 200	37 dBrnCO
201 to 400	40 dBrnCO
401 to 1000	42 dBrnCO

(4) C-Notch Noise

The maximum C-Notch Noise, utilizing a -16 dBmO holding tone, is less than or equal to 45 dBrnCO.

X. INTERFACE GROUPS, TRANSMISSION SPECIFICATIONS AND CHANNEL CODES (Continued)

<p>(5) Echo Control</p> <p>Echo Control, identified as Equal Level Echo Path Loss, and expressed as Echo Return Loss and Singing Return Loss, is dependent on the routing, i.e., whether the service is routed directly from the customer's point of termination (POT) to the end office or via an access tandem. It is equal to or greater than the following:</p> <table><thead><tr><th></th><th><u>Echo Return Loss</u></th><th><u>Singing Return Loss</u></th></tr></thead><tbody><tr><td>POT to Access Tandem</td><td>21 dB</td><td>14 dB</td></tr><tr><td>POT to End Office</td><td></td><td></td></tr><tr><td>- Direct</td><td>N/A</td><td>N/A</td></tr><tr><td>- Via Access Tandem</td><td>16 dB</td><td>11 dB</td></tr></tbody></table>		<u>Echo Return Loss</u>	<u>Singing Return Loss</u>	POT to Access Tandem	21 dB	14 dB	POT to End Office			- Direct	N/A	N/A	- Via Access Tandem	16 dB	11 dB	
	<u>Echo Return Loss</u>	<u>Singing Return Loss</u>														
POT to Access Tandem	21 dB	14 dB														
POT to End Office																
- Direct	N/A	N/A														
- Via Access Tandem	16 dB	11 dB														
<p>(6) Standard Return Loss</p> <p>Standard Return Loss expressed as Echo Return Loss and Singing Return Loss on two-wire ports of a four-wire point of termination shall be equal to or greater than:</p> <table><thead><tr><th><u>Echo Return Loss</u></th><th><u>Singing Return Loss</u></th></tr></thead><tbody><tr><td>5 dB</td><td>2.5 dB</td></tr></tbody></table>	<u>Echo Return Loss</u>	<u>Singing Return Loss</u>	5 dB	2.5 dB												
<u>Echo Return Loss</u>	<u>Singing Return Loss</u>															
5 dB	2.5 dB															
<p>b. Type B Transmission Specifications</p> <p>Type B Transmission Specifications is provided with the following parameters:</p> <p>(1) Loss Deviation</p> <p>The maximum Loss Deviation of the 1004 Hz loss relative to the Expected Measured Loss (EML) is <u>±</u> 2.5 dB.</p>																
<p>(2) Attenuation Distortion</p> <p>The maximum Attenuation Distortion is the 404 to 2804 Hz frequency band relative to loss at 1004 Hz is -2.0 dB to +4.0 dB.</p>																

X. INTERFACE GROUPS, TRANSMISSION SPECIFICATIONS AND CHANNEL CODES (Continued)

(3) C-Message Noise		
The maximum C-Message Noise for the transmission path at the route miles listed is less than or equal to:		
	<u>C-Message Noise⁴¹</u>	
<u>Route Miles</u>	<u>Type B1</u>	<u>Type B2</u>
less than 5	32 dBrnCO	35 dBrnCO
51 to 100	33 dBrnCO	37 dBrnCO
101 to 200	35 dBrnCO	40 dBrnCO
201 to 400	37 dBrnCO	43 dBrnCO
401 to 1000	39 dBrnCO	45 dBrnCO
(4) C-Notch Noise		
The maximum C-Notch Noise, utilizing a -16 dBmO holding tone is less than or equal to 47 dBrnCO.		

⁴¹ For FGC, FGD, BSA-C and BSA-D only type B2 will be provided. For FGA, FGB, BSA-A and BSA-B, Type B1 or B2 will be provided as set forth in Technical Reference GR-334-CORE, Issue 1.

X. INTERFACE GROUPS, TRANSMISSION SPECIFICATIONS AND CHANNEL CODES (Continued)

<div>(5) Echo Control</div> <div>Echo Control, identified as Impedance Balance for FGA, FGB, BSA-A and BSA-B and Equal Level Echo Path Loss for FGC, FGD, BSA-C and BSA-D and expressed as Echo Return Loss (ERL) and Singing Return Loss (SRL), is dependent on the routing, i.e., whether the service is routed directly from the customer's point of termination (POT) to the end office or via an access tandem. The ERL and SRL also differ by Switched Access Service, type of termination, and type of transmission path. They are greater than or equal to the following:</div> <table><thead><tr><th></th><th><u>Echo Return Loss</u></th><th><u>Singing Return Loss</u></th></tr></thead><tbody><tr><td>POT to Access Tandem</td><td></td><td></td></tr><tr><td>- Terminated in 4-Wire trunk</td><td>21 dB</td><td>14 dB</td></tr><tr><td>POT to End Office</td><td></td><td></td></tr><tr><td>- Terminated in 2-Wire trunk</td><td>16 dB</td><td>11 dB</td></tr><tr><td>POT to End Office</td><td></td><td></td></tr><tr><td>- Direct</td><td>16 dB</td><td>11 dB</td></tr><tr><td>- Via Access Tandem</td><td></td><td></td></tr><tr><td>• For FGB and BSA-B access</td><td>8 dB</td><td>4 dB</td></tr><tr><td>• For FGB and BSA-B access (Effective 4-Wire transmission path at end office)</td><td>16 dB</td><td>11 dB</td></tr><tr><td>• For FGB and BSA-C access (Effective 2-Wire transmission path at end office)</td><td>13 dB</td><td>6 dB</td></tr></tbody></table>		<u>Echo Return Loss</u>	<u>Singing Return Loss</u>	POT to Access Tandem			- Terminated in 4-Wire trunk	21 dB	14 dB	POT to End Office			- Terminated in 2-Wire trunk	16 dB	11 dB	POT to End Office			- Direct	16 dB	11 dB	- Via Access Tandem			• For FGB and BSA-B access	8 dB	4 dB	• For FGB and BSA-B access (Effective 4-Wire transmission path at end office)	16 dB	11 dB	• For FGB and BSA-C access (Effective 2-Wire transmission path at end office)	13 dB	6 dB	
	<u>Echo Return Loss</u>	<u>Singing Return Loss</u>																																
POT to Access Tandem																																		
- Terminated in 4-Wire trunk	21 dB	14 dB																																
POT to End Office																																		
- Terminated in 2-Wire trunk	16 dB	11 dB																																
POT to End Office																																		
- Direct	16 dB	11 dB																																
- Via Access Tandem																																		
• For FGB and BSA-B access	8 dB	4 dB																																
• For FGB and BSA-B access (Effective 4-Wire transmission path at end office)	16 dB	11 dB																																
• For FGB and BSA-C access (Effective 2-Wire transmission path at end office)	13 dB	6 dB																																
<div>(6) Standard Return Loss</div> <div>Standard Return Loss, expressed as Echo Return Loss and Singing return Loss, on two-wire ports of a four-wire point of termination shall be equal to or greater than:</div> <table><thead><tr><th><u>Echo Return Loss</u></th><th><u>Singing Return Loss</u></th></tr></thead><tbody><tr><td>5 dB</td><td>2.5 dB</td></tr></tbody></table>	<u>Echo Return Loss</u>	<u>Singing Return Loss</u>	5 dB	2.5 dB																														
<u>Echo Return Loss</u>	<u>Singing Return Loss</u>																																	
5 dB	2.5 dB																																	
<div>c. Type C Transmission Specification</div> <div>Type C Transmission Specifications is provided with the following parameters:</div> <div>(1) Loss Deviation</div> <div>The maximum Loss Deviation of the 1004 Hz loss relative to the Expected Measured Loss (EML) is ± 3.0 dB.</div>																																		

X. INTERFACE GROUPS, TRANSMISSION SPECIFICATIONS AND CHANNEL CODES (Continued)

(2) Attenuation Distortion		
The maximum Attenuation Distortion in the 404 to 2804 Hz frequency band relative to loss at 1004 Hz is -2.0 dB to +5.5 dB.		
(3) C-Message Noise		
The maximum C-Message Noise for the transmission path at the route miles listed is less than or equal to:		
<u>Route Miles</u>	<u>Type B1</u>	<u>C-Message Noise⁴²</u> <u>Type B2</u>
less than 5	32 dBrnCO	38 dBrnCO
51 to 100	33 dBrnCO	39 dBrnCO
101 to 200	35 dBrnCO	41 dBrnCO
201 to 400	37 dBrnCO	43 dBrnCO
401 to 1000	39 dBrnCO	45 dBrnCO
(4) C-Notch Noise		
The maximum C-Notch Noise, utilizing a -16 dBmO holding tone is less than or equal to 47 dBrnCO.		
(5) Echo Control		
Echo Control, identified as Return Loss and expressed as Echo Return Loss and Singing Return Loss is dependent on the routing, i.e., whether the service is routed directly from the customer's point of termination (POT) to the end office or via an access tandem. It is equal to or greater than the following:		
	<u>Echo</u> <u>Return Loss</u>	<u>Singing</u> <u>Return Loss</u>
POT to Access Tandem	13 dB	6 dB
POT to End Office		
- Direct	13 dB	6 dB
- Via Access Tandem	8 dB	4 dB
(for FGB and BSA-B only)		

⁴² For FGC, FGD, BSA-C and BSA-D only type C2 will be provided. For FGA, FGB, BSA-A and BSA-B, Type C1 or C2 will be provided as set forth in Technical Reference GR-334-CORE, Issue 1.

X. INTERFACE GROUPS, TRANSMISSION SPECIFICATIONS AND CHANNEL CODES (Continued)

<p>2. Data Transmission Parameters</p> <p>Two types of Data Transmission Parameters, i.e., Type DA and Type DB, are provided for the Switched Access Service arrangements. The specific applications in terms of the Feature Groups with which they are provided are set forth in VII.B preceding. In addition, the Combined Access Service Arrangement is provided with Data Transmission Parameters. Following are descriptions of each parameter.</p> <p>a. Data Transmission Parameters Type DA</p> <p>(1) Signal to C-Notched Noise Ratio</p> <p style="padding-left: 40px;">The Signal to C-Notched Noise Ratio is equal to or greater than 33 dB</p>													
<p>(2) Envelope Delay</p> <p>The maximum envelope Delay Distortion for the frequency bands and route miles specified is:</p> <table style="margin-left: 40px;"> <tr> <td colspan="2"><u>604 to 2804 Hz</u></td></tr> <tr> <td>less than 30 route miles</td><td>500 microseconds</td></tr> <tr> <td>equal to or greater than 30 route miles</td><td>900 microsecond</td></tr> <tr> <td colspan="2"><u>1004 to 2404 Hz</u></td></tr> <tr> <td>less than 50 route miles</td><td>200 microseconds</td></tr> <tr> <td>equal to or greater than 50 route miles</td><td>400 microsecond</td></tr> </table>	<u>604 to 2804 Hz</u>		less than 30 route miles	500 microseconds	equal to or greater than 30 route miles	900 microsecond	<u>1004 to 2404 Hz</u>		less than 50 route miles	200 microseconds	equal to or greater than 50 route miles	400 microsecond	
<u>604 to 2804 Hz</u>													
less than 30 route miles	500 microseconds												
equal to or greater than 30 route miles	900 microsecond												
<u>1004 to 2404 Hz</u>													
less than 50 route miles	200 microseconds												
equal to or greater than 50 route miles	400 microsecond												
<p>(3) Impulse Noise Counts</p> <p>The Impulse Noise Counts exceeding a 65 dBnCO threshold in fifteen (15) minutes is no more than fifteen (15) counts.</p>													
<p>(4) Intermodulation Distortion</p> <p>The Second Order (R2) and Third Order (R3) Intermodulation Distortion products are equal to or greater than:</p> <table style="margin-left: 40px;"> <tr> <td>Second Order (R2)</td><td>33 dB</td></tr> <tr> <td>Third Order (R3)</td><td>37 dB</td></tr> </table>	Second Order (R2)	33 dB	Third Order (R3)	37 dB									
Second Order (R2)	33 dB												
Third Order (R3)	37 dB												
<p>(5) Phase Jitter</p> <p>The Phase Jitter over the 4-300 Hz frequency band is less than or equal to five degree (5°) peak-to-peak.</p>													

**X. INTERFACE GROUPS, TRANSMISSION SPECIFICATIONS
AND CHANNEL CODES** (Continued)

<p>(6) Frequency Shift</p> <p>The maximum Frequency Shift does not exceed -2 to +2 Hz.</p>													
<p>b. Data Transmission Parameters Type DB</p> <p>(1) Signal to C-Notched Noise Ratio</p> <p>The signal to C-Notched Noise Ratio is equal to or greater than 30 dB</p>													
<p>(2) Envelope Delay Distortion</p> <p>The maximum Envelope Delay Distortion for the frequency bands and route miles specified is:</p> <table border="0"> <tr> <td align="center" colspan="2"><u>604 to 2804 Hz</u></td> </tr> <tr> <td>less than 30 route miles</td> <td>800 microseconds</td> </tr> <tr> <td>equal to or greater than 30 route miles</td> <td>1000 microsecond</td> </tr> <tr> <td align="center" colspan="2"><u>1004 to 2404 Hz</u></td> </tr> <tr> <td>less than 50 route miles</td> <td>320 microseconds</td> </tr> <tr> <td>equal to or greater than 50 route miles</td> <td>500 microsecond</td> </tr> </table>	<u>604 to 2804 Hz</u>		less than 30 route miles	800 microseconds	equal to or greater than 30 route miles	1000 microsecond	<u>1004 to 2404 Hz</u>		less than 50 route miles	320 microseconds	equal to or greater than 50 route miles	500 microsecond	
<u>604 to 2804 Hz</u>													
less than 30 route miles	800 microseconds												
equal to or greater than 30 route miles	1000 microsecond												
<u>1004 to 2404 Hz</u>													
less than 50 route miles	320 microseconds												
equal to or greater than 50 route miles	500 microsecond												
<p>(3) Impulse Noise Counts</p> <p>The Impulse Noise Counts exceeding a 67 dB_{rn}CO threshold in fifteen (15) minutes is no more than fifteen (15) counts.</p>													
<p>(4) Intermodulation Distortion</p> <p>The Second Order (R2) and Third Order (R3) Intermodulation Distortion products are equal to or greater than:</p> <table border="0"> <tr> <td>Second Order (R2)</td> <td>31 dB</td> </tr> <tr> <td>Third Order (R3)</td> <td>34 dB</td> </tr> </table>	Second Order (R2)	31 dB	Third Order (R3)	34 dB									
Second Order (R2)	31 dB												
Third Order (R3)	34 dB												
<p>(5) Phase Jitter</p> <p>The Phase Jitter over the 4-300 Hz frequency band is less than or equal to 7° peak-to-peak.</p>													
<p>(6) Frequency Shift</p> <p>The maximum frequency Shift does not exceed -2 to +2 Hz.</p>													

X. INTERFACE GROUPS, TRANSMISSION SPECIFICATIONS AND CHANNEL CODES (Continued)

C. Channel Interface and Network Channel Codes

This section explains the Channel Interface codes and Network Channel codes that the customer must specify when ordering Special Access Service. Included is an example which explains the specific characters of the code, a glossary of Channel Interface codes, impedance levels, Network Channel codes and compatible Channel Interfaces.

Example: If the customer specifies a NT Network Channel Code and a 2DS8-3 Channel Interface at the customer's premises, the following is being requested:

NT = Metallic Circuit with a Predefined Technical Specification Package (1)
2 = Number of physical wires at customer premises
DS = Facility interface for direct current or voltage
8 = Variable impedance level
3 = Metallic facilities (DC continuity) for direct current/low frequency control signals or slow speed data (30 baud)

X. INTERFACE GROUPS, TRANSMISSION SPECIFICATIONS AND CHANNEL CODES (Continued)

1. *Glossary of Channel Interface Codes and Options*

<u>Code</u>	<u>Option</u>	<u>Definition</u>
AB -		accepts 20 Hz ringing signal at customer's point of termination
AC -		accepts 20 Hz ringing signal at customer's end user's point of termination
AH -		analog high capacity interface
-	B	60 kHz to 108 kHz (12 channels)
-	C	312 kHz to 552 kHz (60 channels)
-	D	564 kHz to 3084 kHz (600 channels)
CT -		Centrex Tie Trunk Termination
DA -		data stream in VF frequency band at customer's end user's point of termination
DB -		data stream in VF frequency band at customer's point of termination
-	10	VF for TG1 and TG2
-	43	VF for 43 Telegraph Carrier type signals, TG1 and TG2 DC – direct current or voltage
-	1	monitoring interface with series RC combination (McCulloch format)
-	2	Telephone Company energized alarm channel
-	3	Metallic facilities (DC continuity) for direct current/low frequency controls signals or slow speed data (30 baud)
DD -		DATAPHONE Select-A-Station (and TABS) interface at customer's point of termination
DE -		DATAPHONE Select-A-Station (and TABS) interface at the customer's end user's point of termination
DS -		digital hierarchy interface
-	15	1.544 Mbps (DS1) format per PUB 41451 plus D4
-	15E	8-bit PCM encoded in one 64 kbps of the DS1 signal
-	15F	8-bit PCM encoded in two 64 kbps of the DS1 signal
-	15G	8-bit PCM encoded in three 64 kbps of the DS1 signal
-	15H	14-11-bit PCM encoded in six 64 kbps of the DS1 signal
-	15J	1.544 Mbps format per PUB 41451
-	15K	1.544 Mbps format per PUB 41451 plus extended framing format
-	15L	1.544 Mbps (DS1) with SF signaling
-	27	274.176 Mbps (DS4)
-	27L	274.176 Mbps (DS4) with SF signaling
-	31	3.152 Mbps (DS1C)
-	31L	3.152 Mbps (DS1C) with SF signaling
-	44	44.736 Mbps (DS3)
-	44L	44.736 Mbps (DS3) with SF signaling
-	63	6.312 Mbps (DS2)
-	63L	6.312 Mbps (DS2) with SF signaling

Continued on next page....

X. INTERFACE GROUPS, TRANSMISSION SPECIFICATIONS AND CHANNEL CODES (Continued)

Glossary of Channel Interface Codes and Options (continued)		
<u>Code</u>	<u>Option</u>	<u>Definition</u>
DU -		Digital access interface
-	19	19.2 kbps
-	24	2.4 kbps
-	48	4.8 kbps
-	56	56.0 kbps
-	64	64 kbps
-	96	9.6 kbps
-	A	1.544 Mbps format per PUB 41451
-	B	1.544 Mbps format per PUB 41451 plus D4
-	C	1.544 Mbps format per PUB 41451 plus extended framing format
DX -		duplex signaling interface at customer's point of termination
DY -		duplex signaling interface at customer's end user's point of termination
EA -	E	type I E&M Lead Signaling. Customer at POT or customer's end user at POT originated on E Lead.
EA -	M	type I E&M Lead Signaling. Customer at POT or customer's end user at POT originated on E Lead.
EB -	E	type II E&M Lead Signaling. Customer at POT or customer's end user at POT originated on E Lead.
EB -	M	type II E&M Lead Signaling. Customer at POT or customer's end user at POT originated on E Lead.
EC -		type III E&M signaling at customer POT
EX -	A	tandem channel unit signaling for loop start or ground start and customer supplies open end (dial tone, etc.) functions.
EX -	B	tandem channel unit signaling for loop start or ground start and customer supplies closed end (dial pulsing, etc.) functions.
GO -		Ground start loop signaling – open end function by customer or customer's end user.
GS -		Ground start loop signaling – closed end function by customer or customer's end user.
IA -		E.I.A. (25 pin RS-232)
LA -		End user loop start loop signaling – Type A OPS registered port open end
LB -		End user loop start loop signaling – Type B OPS registered port open end
LC -		End user loop start loop signaling – Type C OPS registered port open end
LO -		Loop start loop signaling – open end function by customer or customer's end user
LR -		20 Hz automatic ringdown interface at customer with Telephone Company provided PLAR
Continued on next page....		

X. INTERFACE GROUPS, TRANSMISSION SPECIFICATIONS AND CHANNEL CODES (Continued)

Glossary of Channel Interface Codes and Options (continued)

<u>Code</u>	<u>Option</u>	<u>Definition</u>
LS -		loop start loop signaling – closed end function by customer or customer's end user
NO -		no signaling interface, transmission only
PG -		program transmission – no dc signaling
-	1	nominal frequency from 50 to 15000 Hz
-	3	nominal frequency from 200 to 3500 Hz
-	5	nominal frequency from 100 to 5000 Hz
-	8	nominal frequency from 50 to 8000 Hz
PR -		protective relaying ⁴³
RV -	O	reverse battery signaling, one way operation, originate by customer
- T		reverse battery signaling, one way operation, terminate function by customer or customer's end user
SF -		single frequency signaling with VF band at either customer POT or customer's end user POT
TF -		telephotograph interface
TT -		telegraph/teletypewriter interface at either customer POT or customer's end user POT
	- 2	20.0 milliamperes
	- 3	3.0 milliamperes
	- 6	62.5.0 milliamperes
TV -		television interface
	- 1	combined (duplexed) video and one audio signal
	- 2	combined (duplexed) video and two audio signals
	- 5	video plus one (or two) audio 5 kHz signal(s) or one (or two) tow wire
-	15	video plus one (or two) audio 15 kHz signal(s)
WA -		wideband bandwidth interface at customer's end user POT
-	18S	18.75 kbps, synchronous
-	19A	up to 19.2 kbps asynchronous
-	19S	19.2 kbps, synchronous
-	23A	up to 230.4 kbps asynchronous
-	23S	230.4 kbps, synchronous
-	40S	40.8 kbps synchronous
-	50A	up to 50.0 kbps asynchronous

Continued on next page....

⁴³ Available only for the transmission of audio tone protective relaying signals used in the protection of electric power systems during fault conditions.

X. INTERFACE GROUPS, TRANSMISSION SPECIFICATIONS AND CHANNEL CODES (Continued)

Glossary of Channel Interface Codes and Options (continued)		
<u>Code</u>	<u>Option</u>	<u>Definition</u>
-	50S	50.0 kbps synchronous
WC -		wideband data interface at customer's end user
-	18	POT 18.75 kbps, synchronous
-	19	for 12-wire interface: 19.2 kbps, synchronous
		for 10-wire interface: up to 19.2 kbps
	23	asynchronous up to 230.4 kbps, synchronous
-	23S	230.4 kbps, synchronous
-	40	40.8 kbps, synchronous
-	50	for 12-wire interface: 50.0 kbps, synchronous
		for 10-wire interface: up to 50.0 kbps, asynchronous
WD -		wideband bandwidth interface at customer POT
-	1	nominal passband from 300 to 18000 Hz
-	2	nominal passband from 28000 to 44000 Hz
-	3	nominal passband from 29000 to 44000 Hz

2. <i>Impedance</i>	
The nominal reference impedance with which the channel will be terminated for the purpose of evaluating transmission performance:	
<u>Value (ohms)</u>	<u>Code(s)</u>
110	0
150	1
600	2
900	3 ⁴⁴
135	5
75	6
124	7
Variable	8
100	9

⁴⁴ For those interface codes with a 4-wire transmission path at the customer's POT, rather than a standard 900 ohm impedance with code (3) denotes a customer provided transmission equipment termination. Such terminations were provided to customers in accordance with the F.C.C. Docket No. 20099 Settlement Agreement.

X. INTERFACE GROUPS, TRANSMISSION SPECIFICATIONS AND CHANNEL CODES (Continued)

3. *Digital Hierarchy Channel Interface Codes (4DS)*

Customers selecting the multiplexed four-wire DSX-1 or higher facility interface option at the customer designated premises will be requested to provide subsequent system and channel assignment data. The various digital bit rates in the digital hierarchy employ the channel interface code 4DS8, 4DS9, 4DS0 or 4DS6 plus the speed options indicated below:

<u>Interface Code and Speed Option</u>	<u>Nominal Bit Rate (Mbps)</u>	<u>Digital Hierarchy Level</u>
4DS8-15	1.544	DS1
4DS9-31	3.152	DS1C
4DS0-63	6.312	DS2
4DS6-44	44.736	DS3
4DS6-27	274.176	DS4

X. INTERFACE GROUPS, TRANSMISSION SPECIFICATIONS AND CHANNEL CODES (Continued)

4. *Service Designator/Network Channel Code Conversion Table*

The purpose of this table is to show the relationship between the service designator codes (e.g. VGC, MT2, etc.) and the network channel codes that are used for various administrative purposes.

<u>Service Designator Code</u>	<u>Network Channel Code</u>
--------------------------------	-----------------------------

MTC	MQ
MT1	MT
MT2	NU
MT3	NV
TGC	NQ
TG1	NW
TG2	NY
VGC	LQ
VG1	LB
VG2	LC
VG3	LD
VG4	LE
VG5	LF
VG6	LG
VG7	LH
VG8	LJ
VG9	LK
VG10	LN
VG11	LP
VG12	LR
APC	PQ
AP1	PE
AP2	PF
AP3	PJ
AP4	PK
TVC	TQ
TV1	TV
TV2	TW
WA1	WJ
WA1T	WQ
WA2	WL
WA2A	WR
WA3	WN
WA4	WP
WD1	WB
WD2	WE
WD3	WF
DA1	XA
DA2	XB

Continued on next page....

X. INTERFACE GROUPS, TRANSMISSION SPECIFICATIONS AND CHANNEL CODES (Continued)

Service Designator/Network Channel Code Conversion Table (continued)	
<u>Service Designator Code</u>	<u>Network Channel Code</u>
DA3	XG
DA4	XH
HCO	HS
HC1	HC
HC1C	HD
HC2	HE
HC3	HF
HC4	HG

5. *Compatible Channel Interfaces*

The following tables show the channel interface codes (CIs) which are compatible:

a. Metallic

<u>Compatible CIs</u>		<u>Compatible CIs</u>	
4AH5-B	2DC8-1	4AH6-D	2DC8-2
4AH5-B	24C8-2	2DC8-1	2DC8-2
4AH6-C	2DC8-1	2DC8-3	2DC8-3
4AH6-C	2DC8-2	4DS9- ⁴⁵	2DC8-1
4AH6-D	2DC8-1	4DS9- ⁴⁵	2DC8-2

⁴⁵ See VIII.E.3. preceding for explanation.

X. INTERFACE GROUPS, TRANSMISSION SPECIFICATIONS AND CHANNEL CODES (Continued)

b. Telegraph Grade					
<u>Compatible CIs</u>		<u>Compatible CIs</u>		<u>Compatible CIs</u>	
4AH5-B	10IA8	4AH6-D	4TT2-6	4DB2-43 ⁴⁷	4TT2-2
4AH5-B	2TT2-2	2DB2-10	10IA8	4DS9- ⁴⁶	10IA8
4AH5-B	4TT2-2	2DB2-10	2TT2-2	4DS9- ⁴⁶	2TT2-2
4AH5-B	2TT2-6	2DB2-10	4TT2-2	4DS9- ⁴⁶	2TT2-2
4AH5-B	4TT2-6	2DB2-43 ⁴⁷	10IA8	4DS9- ⁴⁶	2TT2-6
4AH6-C	10IA8	2DB2-43 ⁴⁷	2TT2-2	4DS9- ⁴⁶	2TT2-6
4AH6-C	2TT2-2	2DB2-43 ⁴⁷	2TT2-6	2TT2-2	2TT2-2
4AH6-C	4TT2-2	2DB2-43 ⁴⁷	4TT2-2	2TT2-3	2TT2-2
4AH6-C	2TT2-6	4DB2-10	10IA8	2TT2-3	2TT2-2
4AH6-C	4TT2-6	4DB2-10	2TT2-2	2TT2-6	2TT2-6
4AH6-D	10IA8	4DB2-10	4TT2-2	2TT2-6	2TT2-2
4AH6-D	2TT2-2	4DB2-43 ⁴⁷	10IA8	2TT2-2	2TT2-2
4AH6-D	4TT2-2	4DB2-43 ⁴⁷	2TT2-6	2TT2-6	2TT2-6
4AH6-D	2TT2-6				

⁴⁶ See VIII.E.3. preceding for explanation.

⁴⁷ Supplemental Channel Assignment information required.

X. INTERFACE GROUPS, TRANSMISSION SPECIFICATIONS AND CHANNEL CODES (Continued)

c. Voice Grade

<u>Compatible Cls</u>		<u>Compatible Cls</u>		<u>Compatible Cls</u>	
4AB2	4AB2	4AH5-B	6DA2	4AH6-D	2DY2
		4AH5-B	4DA2	4AH6-C	9DY2
4AB2	4AC2	4AH5-B	2DA2	4AHG-C	9DY3
4AB3	4AC2			4AH6-C	6DY2
4AB2	2AC2	4AH6-D	4DS2	4AH6-C	6DY3
4AB3	2AC2	4AH6-C	4DS2	4AH6-C	4DY2
2AB2	2AC2	4AH5-B	4DS2	4AH6-C	2DY2
2AB3	2AC2	4AH6-D	2DS2	4AH5-B	9DY2
		4AH6-C	2DS2	4AH5-B	9DY3
4AB2	4SF2	4AH5-B	2DS2	4AH5-B	6DY2
4AB3	4SF2			4AH5-B	6DY2
		4AH6-D	4DX3	4AH5-B	4DY2
4AH6-D	4AC2	4AH6-C	4DX3	4AH5-B	2DY2
4AH6-D	2AC2	4AH5-B	4DX3		
4AH6-C	4AC2	4AH6-D	4DX2	4AH6-D	9EA2
4AG6-C	2AC2	4AH6-C	4DX2	4AH6-D	9EA3
4AH5-B	4AC2	4AH5-B	4DX2	4AH6-D	6EA2-E
4AH5-B	2AC2			4AH6-D	6EA2-M
		4AH6-D	9DY2	4AH6-D	4EA2-E
4AH6-D	2CT3	4AH6-D	9DY3	4AH6-D	4EA2-M
		4AH6-D	6DY2	4AJ7-C	9EA2
4AH6-C	2CT3	4AH6-D	6DY3	4AJ7-C	9EA3
4AH5-B	2CT3	4AH6-D	4DY2	4AH6-C	6EA2-E
4AH6-D	6DA2				
4AH6-D	4DA2	4AH6-D	6GA2	4AH6-D	2LO2
4AH6-D	2DA2	4AH6-D	4GA2	4AH6-C	2LO3
4AH6-C	6DA2	4AH6-D	2GA3	4AH6-C	2LO2
4AH6-C	4DA2	4AH6-D	2GA2	4AH5-B	2LO3
4AG6-C	2DA2	4AH6-C	6GA2	4AH5-B	2LO2
		4AH6-C	4GA2		
4AH6-C	6EA2-M	4AH6-C	2GA3	4AH6-B	4LR2
4AH6-C	4EA2-E	4AH6-C	2GA2	4AH6-D	2LR2
4AH6-C	4EA2-M	4AH6-B	6GA2	4AH6-C	4LR2
4AH5-B	9EA2	4AH6-B	4GA2	4AH6-C	2LR2
4AH5-B	9EA3	4AH6-B	2GA3	4AH5-B	4LR2
4AH5-B	6EA2-E	4AH6-B	2GA2	4AH5-B	2LR2
4AH5-B	6EA2-M				
4AH5-B	4EA2-E				
4AH5-B	4EA2-M				

Continued on next page....

X. INTERFACE GROUPS, TRANSMISSION SPECIFICATIONS AND CHANNEL CODES (Continued)

Voice Grade (continued)					
<u>Compatible Cls</u>		<u>Compatible Cls</u>		<u>Compatible Cls</u>	
4AH6-D	8EB2-E	4AH6-D	2LA2	4AH6-D	6LS2
4AH6-D	8EB2-M	4AG6-C	2LA2	4AH6-D	4LS2
4AH6-D	6EB2-E	4AH5-B	2LA2	4AH6-D	2LS2
4AH6-D	6EB2-M			4AH6-D	2LS3
4AH6-C	8EB2-E	4AH6-D	2LB2	4AH6-C	6LS2
4AH6-C	8EB2-M	4AHG-C	2LB2	4AH6-C	4LS2
4AH6-C	6EB2-E	4AH5-B	2LB2	4AH6-C	2LS2
4AH6-C	6EB2-M			4AH6-C	2LS3
4AH6-B	8EB2-E	4AH6-D	2LC2	4AH5-B	6LS2
4AH6-B	8EB2-M	4AH6-C	2LC2	4AH5-B	4LS2
4AH6-B	6EB2-E	4AH5-B	2LC2	4AH5-B	2LS2
4AH6-B	6EB2-M				
		4AH6-D	2LO3	4AH5-B	2LS3
4AH6-D	2GO2				
4AH6-D	2GO3	4AH6-D	4TF2	2CT3	8EB2-E
4AH6-C	2GO2	4AJ7-D	2TF2	2CT3	8EB2-M
4AH6-C	2GO2	4AH6-C	4TF2		
4AH6-B	2GO2	4AH6-C	2TF2	2CT3	6482-E
4AH6-B	2GO3	4AG5-B	4TF2	2CT3	6EB2-M
		4AG5-B	2TF2		
4AH6-D	4NO2			2CT3	6EB3-E
4AH6-D	2NO2		2CT3	4DS9- ⁴⁸	
4AH6-C	4NO2			2CT3	8EC2
4AH6-C	2NO2	2CT3	6DX2		
4AH6-B	4NO2	2CT3	4DX2	2CT3	4SF2
4AH6-B	2NO2	2CTS	4DX3	2CT3	4SF3
4AH6-D	4PR2	2CT3	9DY3	6DA2	6DA2
4AH6-D	2PR2	2CT3	6DY3	6DA2	4DA2
4AH6-C	4PR2	2CT3	9DT2	4DA2	4DA2
4AH6-C	2PR2	2CT3	6DY2		
4AH5-B	4PR2	2CT3	4DY3		
4AH5-B	2PR2	2CT3	2DY2		

Continued on next page....

⁴⁸ See X.C.3. preceding for explanation.

X. INTERFACE GROUPS, TRANSMISSION SPECIFICATIONS AND CHANNEL CODES (Continued)

Voice Grade (continued)

<u>Compatible Cls</u>		<u>Compatible Cls</u>		<u>Compatible Cls</u>	
4AH6-D	4RV2-T	2CT3	9EA3	4DB2	6DA2
4AH6-D	2RV2-T	2CT3	9EA2	4DB2	4DA2
4AH6-C	4RV2-T	2CT3	6EA2-E	4DB2	2DA2
4AH6-C	2RV2-T	2CT3	6EA2-M	2DB3	2DA2
4AH5-B	4RV2-T	2CT3	4EA2-E	2DB2	2DA2
4AH5-B	2RV2-T	2CT3	4EA2-M	4DB2	4DB2
				4DB2	4NO2
				4DB2	2NO2
				2DB2	2NO2
4AH6-D	4SF2				
4AH6-C	4SF2				
4AH5-B	4SF2				
4AH6-D	4SF3			4DB2	4PR2
4AH6-C	4SF3			4DB2	2PR2
4AH5-B	4SF3			2DB2	2PR2
4DD3	4DE2			4DS8 ⁴⁹	9DY3
4DD3	2DE2			4DS8 ⁴⁹	9DY2
				4DS8 ⁴⁹	6DY3
4DS8 ⁴⁹	4AC2			4DS8 ⁴⁹	6DY2
4DS8 ⁴⁹	2AC2			4DS8 ⁴⁹	4DY2
				4DS8 ⁴⁹	2DY2
4DS8 ⁴⁹	6DA2				
4DS8 ⁴⁹	4DA2			4DS8 ⁴⁹	9EA2
4DS8 ⁴⁹	2DA2			4DS8 ⁴⁹	9EA3
				4DS8 ⁴⁹	6EA2-E
4DS8 ⁴⁹	4DE2			4DS8 ⁴⁹	6EA2-M
4DS8 ⁴⁹	EDE2			4DS8 ⁴⁹	4EA2-E
				4DS8 ⁴⁹	4EA2-E
4DS8 ⁴⁹	4DX3				
4DS8 ⁴⁹	4DX2				

Continued on next page....

⁴⁹ See X.C.3. preceding for explanation.

X. INTERFACE GROUPS, TRANSMISSION SPECIFICATIONS AND CHANNEL CODES (Continued)

Voice Grade (continued)

<u>Compatible Cls</u>		<u>Compatible Cls</u>		<u>Compatible Cls</u>	
4DS8- ⁵⁰	8EB2-E	4DS8- ⁵⁰	4NO2	4DX3	9DY2
4DS8- ⁵⁰	8EB2-M	4DS8- ⁵⁰	2NO2	4DX2	6DY3
4DS8- ⁵⁰	6EB2-E			4DX3	6DY3
4DS8- ⁵⁰	6EB2-M	4DS8- ⁵⁰	4PR2	4DX2	6DY2
		4DS8- ⁵⁰	2PR2	4DX3	6DY2
4DS8- ⁵⁰	2GO2			4DX2	4DY2
4DS8- ⁵⁰	2GO3	4DS8- ⁵⁰	4RV2-T	4DX3	4DY2
4DS8- ⁵⁰	6GS2	4DS8- ⁵⁰	2RV2-T	4DX2	2DY2
4DS8- ⁵⁰	4GS2			4DX3	2DY2
4DS8- ⁵⁰	2GS2	4DS8- ⁵⁰	4SF2		
4DS8- ⁵⁰	2GS3	4DS8- ⁵⁰	4SF3	6DX2	9EA3
				6DX2	9EA2
4DS8- ⁵⁰	2LA2	4DS8- ⁵⁰	4TF2	6DX2	6EA2-E
		4DS8- ⁵⁰	2TF2	6DX2	6EA2-M
4DS8- ⁵⁰	2LB2			6DX2	4EA2-E
		4DX2	4D2	6DX2	4EA2-M
8DS8- ⁵⁰	2LC2	4DX3	4DX2	4DX2	9EA2
		4DX3	4DX3	4DX3	9EA2
4DS8- ⁵⁰	2LO2			4DX2	9EA3
4DS8- ⁵⁰	2LO3	6DX2	9DY3	4DX3	9EA3
		6DX2	9DY2	4DX2	6EA2-E
4DS8- ⁵⁰	4LR2	6DX2	6DY3	4DX3	6EA2-E
4DS8- ⁵⁰	2LR2	6DX2	6DY2	4DX2	6EA2-M
		6DX2	4DY3	4DX3	6EA2-M
4DS8- ⁵⁰	6LS2	6DX2	2DY2	4DX2	4EA2-E
4DS8- ⁵⁰	4LS2	4DX2	9DY3	4DX3	4EA2-E
4DS8- ⁵⁰	2LS2	4DX3	9DY3	4DX2	4EA2-M
4DS8- ⁵⁰	2LS3	4DX2	9DY2	4DX3	4EA2-M

Continued on next page....

⁵⁰ See X.C.3. preceding for explanation.

X. INTERFACE GROUPS, TRANSMISSION SPECIFICATIONS AND CHANNEL CODES (Continued)

Voice Grade (continued)

<u>Compatible Cls</u>		<u>Compatible Cls</u>		<u>Compatible Cls</u>	
6DX2	8EB2-E	4DX2	6LS2	9DY2	6DY3
6DX2	8EB2-M	4DX3	6LS2	9DY3	4DY2
6DX2	6EB2-E	4DX3	4LS2	9DY2	4DY2
6DX2	6EB2-M	4DX2	4LS2	9DY2	2DY2
4DX2	8EB2-E	4DX3	2LS3	9DY3	2DY2
4DX2	8EB2-M	4DX2	2LS3	6DY3	6DY3
4DX3	8EB2-E	4DX3	2LS2	6DY3	6DY2
4DX3	8EB2-M	4DX2	2LS2	6DY2	6DY2
4DX2	6EB2-E	2DX3	2LS2	6DY3	4DY2
4DX2	6EB2-M	2DX3	2LS3	6DY3	2DY2
4DX3	6EB2-E			6DY2	4DY2
4DX3	6EB2-M	4DX3	4RV2-T	6DY2	2DY2
		4DX2	4RV2-T	4DY2	2DY2
4DX2	2LA2	4DX3	2RV2-T	4DY2	4DY2
4DX3	2LA2	4DX2	2RV2-T		
2DX3	2LA2			6EA2-E	4AC2
		6DX2	4SF2	6EA2-M	4AC2
4DX2	2LB2	4DX2	4SF2	6EA2-E	2AC2
4DX3	2LB2	4DX3	4SF2	6EA2-M	2AC2
2DX3	2LB2	4DX2	4SF3		
		4DX3	4SF3	9EA2	9DY3
4DX2	2LC2				
4DX3	2LC2	9DY3	9DY3	9EA2	9DY2
2DX3	2LC2	9DY3	9DY2	9EA2	6DY3
		9DY2	9DY2	9EA2	6DY2
4DX2	2LO3	9DY3	6DY3	9EA2	4DY2
4DX3	2LO3	9DY3	6DY2	9EA2	2DY2
2DX3	2LO3	9DY2	6DY2	9EA3	9DY3

Continued on next page....

X. INTERFACE GROUPS, TRANSMISSION SPECIFICATIONS AND CHANNEL CODES (Continued)

Voice Grade (continued)

<u>Compatible Cls</u>		<u>Compatible Cls</u>		<u>Compatible Cls</u>	
9EA3	9DY2	4EA2-M	9DY2	4EA3-E	9EA2
9EA3	6DY3	4EA2-M	6DY3	4EA3-E	9EA3
9EA3	6DY2	4EA2-M	6DY2	4EA2-M	4EA2-M
9EA3	4DY2	4EA2-M	4DY2		
9EA3	2DY2	4EA2-M	2DY2	9EA2	8EB2-E
6EA2-E	9DY3			9EA2	8EB2-M
6EA2-E	9DY2	9EA2	9EA2	9EA2	6EB2-E
6EA2-E	6DY3	9EA2	9EA3	9EA2	6EB2-M
6EA2-E	6DY2	9EA2	6EA2-E	9EA3	8EB2-E
6EA2-E	4DY2	9EA2	6EA2-M	9EA3	8EB2-M
6EA2-E	2DY2	9EA2	4EA2-E	9EA3	6EB2-E
6EA2-M	9DY3	9EA2	4EA2-M	9EA3	6EB2-M
6EA2-M	9DY2	9EA3	9EA3	6EA2-E	8EB2-E
6EA2-M	6DY3	9EA3	6EA2-E	6EA2-E	8EB2-M
6EA2-M	6DY2	9EA3	6EA2-M	6EA2-E	6EB2-E
6EA2-M	4DY2	9EA3	4EA2-E	6EA2-E	6EB2-M
6EA2-M	2DY2	9EA3	4EA2-M	6EA2-M	8EB2-E
4EA2-E	9DY3	6EA2-E	6EA2-E	6EA2-M	8EB2-M
4EA2-E	9DY3	6EA2-E	6EA2-M	6EA2-M	6EB2-E
4EA3-E	9DY2	6EA2-M	6EA2-M	6EA2-M	6EB2-M
4EA3-E	9DY3	6EA2-E	4EA2-E	4EA2-E	8EB2-E
4EA3-E	6DY3	6EA2-E	4EA2-M	4EA2-E	8EB2-M
4EA3-E	6DY2	6EA2-M	4EA2-E	4EA3-E	8EB2-E
4EA3-E	4DY2	6EA2-M	4EA2-M	4EA3-E	8EB2-M
4EA3-E	2DY2	4EA2-E	4EA2-E	4EA2-E	6EB2-E
4EA2-E	6DY3	4EA3-E	6EA2-E	4EA2-E	6EB2-M
4EA2-E	6DY2	4EA3-E	6EA2-M	4EA3-E	6EB2-E
4EA2-E	4DT2	4EA3-E	4EA2-E	4EA3-E	6EB2-M
4EA2-E	2DT2	4EA3-E	4EA2-M	4EA2-M	8EB2-E
4EA2-M	9DY3	4EA2-E	4EA2-M		

Continued on next page....

X. INTERFACE GROUPS, TRANSMISSION SPECIFICATIONS AND CHANNEL CODES (Continued)

Voice Grade (continued)

<u>Compatible Cls</u>		<u>Compatible Cls</u>		<u>Compatible Cls</u>	
4EA2-M	8EB2-M	9EA3	43F2	6EB3-E	9DY2
4EA2-M	6EB2-E	9EA2	4SF2	6EB3-E	9DY3
4EA2-M	6EB2-M	6EA2-E	4SF3	6EB2-E	6DY2
		6EA2-M	4SF3	6EB3-E	6DY2
6EA2-E	2LA2	6EA2-E	4SF2	6EB2-E	6DY3
6EA2-M	2LA2	6EA2-M	4SF2	6EB3-E	6DY3
		4EA3-E	4SF2	6EB2-E	4DY2
6EA2-E	2LB2	4EA2-E	4SF2	6EB3-E	2DY2
6EA2-M	2LB2	4EA2-M	4SF2	6EB3-E	4DY2
				6EB2-M	9DY2
6EA2-E	2LC2	8EB2-E	4AC2	6EB2-M	9DY3
6EA2-M	2LC2	8EB2-M	4AC2	6EB2-M	6DY2
		8EB2-E	2AC2	6EB2-M	6DY3
6EA2-E	2LO3	8EB2-M	2AC2	6EB2-M	4DY2
6EA2-M	2LO3			6EB2-E	2DY2
		8EB2-E	9DY3	6EB2-M	2DY2
6EA2-E	6LS2	8EB2-E	9DY3		
6EA2-M	6LS2	8EB2-E	6DY3	6EB3-E	9EA2
6EA2-E	4LS2	8EB2-E	6DY2	6EB3-E	9EA3
6EA2-M	4LS2	8EB2-E	4DY2	6EB3-E	6EA2-E
6EA2-E	2LS2	8EB2-E	2DY2	6EB3-E	6EA2-M
6EA2-M	2LS2	8EB2-M	9DY3	6EB3-E	4EA2-E
6EA2-E	2LS3	8EB2-M	9DY2	6EB3-E	4EA2-M
6EA2-M	2LS3	8EB2-M	6DY3		
		8EB2-M	6DY2	8EB2-E	8EB2-E
6EA2-E	4RV2-T	8EB2-M	4DY2	8EB2-E	8EB2-M
6EA2-M	4RV2-T	8EB2-M	2DY2	8EB2-M	8EB2-M
6EA2-E	2RV2-T	6EB2-E	9DY2	8EB2-E	6EB2-E
6EA2-M	2RV2-T	6EB2-E	9DY3	8EB2-E	6EB2-M

Continued on next page....

X. INTERFACE GROUPS, TRANSMISSION SPECIFICATIONS AND CHANNEL CODES (Continued)

Voice Grade (continued)

<u>Compatible Cls</u>		<u>Compatible Cls</u>		<u>Compatible Cls</u>	
8EB2-M	6EB2-E	8EB2-E	4RV2-T	8EC2	8EB2-M
8EB2-M	6EB2-M	8EB2-M	4RV2-T	8EC2	6EB2-E
6EB2-E	6EB2-E	8EB2-E	2RV2-T	8EC2	6EB2-M
6EB2-E	6EB2-M	8EB2-M	2RV2-T		
6EB3-E	8EB2-E			8EC2	4SF2
6EB3-E	8EB2-M	8EB2-E	4SF2	6EX2-B	2GO3
6EB2-M	6EB2-M	8EB2-M	4SF2	6EX2-A	6GS2
		8EB2-E	4SF3	6EX2-A	4GS2
8EB2-E	2LA2	8EB2-M	4SF3	6EX2-A	2GS2
8EB2-M	2LA2	8EB2-E	4SF2	6EX2-A	2GS3
		8EB2-E	4SF2		
8EB2-E	2LB2	8EB2-M	4SF2	6EX2-B	2LA2
8EB2-M	2LB2				
		8EC2	9DY2	6EX2-B	2LB2
8EB2-E	2LC2	8EC2	9DY3		
8EB2-M	2LC2	8EC2	6DY2	6EX2-B	2LC2
		84C2	6DY3		
8EB2-E	2LO3	8EC2	4DY2	6EX2-B	2LO2
8EB2-M	2LO3	8EC2	2DY2	6EX2-B	2LO3
8EB2-E	6LS2	8EC2	9EA2	6EX2-B	4LR2
8EB2-M	6LS2	8EC2	9EA3	6EX2-B	2LR2
8EB2-E	4LS2	8EC2	6EA2-E		
8EB2-M	4LS2	8EC2	6EA2-M	6EX2-A	6LS2
8EB2-E	2LS2	8EC2	4EA2-E	6EX2-A	4LS2
8EB2-M	2LS2	8EC2	4EA2-M	6EX2-A	2LS2
8EB2-E	2LS3			6EX2-A	2LS3
8EB2-M	2LS3	8EC2	8EB2-E		

Continued on next page....

X. INTERFACE GROUPS, TRANSMISSION SPECIFICATIONS AND CHANNEL CODES (Continued)

Voice Grade (continued)

<u>Compatible Cls</u>		<u>Compatible Cls</u>		<u>Compatible Cls</u>	
6EX2-A	4SF2	6LO2	6LS2	4LR2	4SF2
6EX2-B	4SF2	6LO2	4LS2	4LR3	4SF2
		6LO2	2LS2		
6GO2	6GS2	6LO2	LS3	6LS2	2LA2
6GO2	4GS2	4LO2	6LS2	4LS2	2LA2
6GO2	2GS2	4LO2	4LS2	4LS3	2LA2
6GO2	2GS3	4LO3	6LS2	2LS2	2LA2
4GO2	6GS2	4LO3	4LS2	2LS3	2LA2
4GO3	6GS2	4LO3	2LS3		
4GO2	4GS2	4LO3	2LS2	6LS2	2LB2
4GO3	4GS2	4LO2	2LS2	4LS2	2LB2
4GO2	2GS2	4LO2	2LS3	4LS3	2LB2
4GO2	2GS3	2LO3	2LS3	2LS2	2LB2
4GO3	2GS2	2LO3	2LS2	2LS3	2LB2
4GO3	2GS3	2LO2	2LS2		
2GO2	2GS2	2LO2	LS3	6LS2	2LC2
2GO3	2GS2			4LS2	2LC2
2GO2	2GS3	6LO2	4SF2	4LS3	2LC2
2GO3	2GS3	4LO2	4SF2	2LS2	2LC2
		4LO3	4SF2	2LS3	2LC2
6GO2	4SF2				
4GO2	4SF2	4LR2	4LR1	6LS2	2LO3
4GO3	4SF2	4LR3	2LR2	6LS2	2LO2
		4LR2	4LR2	4LS2	2LO2
6GS2	2GO2	4LR2	2LR2	4LS2	2LO3
4GS2	2GO2	2LR2	2LR2	4LS3	2LO2
4GS3	2GO2	2LR3	2LR2	4LS3	2LO3
4GS2	2GO3				

Continued on next page....

X. INTERFACE GROUPS, TRANSMISSION SPECIFICATIONS AND CHANNEL CODES (Continued)

Voice Grade (continued)					
<u>Compatible Cls</u>		<u>Compatible Cls</u>		<u>Compatible Cls</u>	
6LS2	4SF2	4SF3	9DY2	4SF3	2LA2
4LS3	4SF2	4SF2	9DY3		
		4SF3	6DY3	4SF2	2LB2
4NO2	6DA2	4SF2	6DY3	4SF3	2LB2
4NO2	4DA2	4SF2	6DY3		
4NO2	2DA2	4SF3	6DY2	4SF2	2LC2
2NO2	2DA2	4SF2	4DY2	4SF3	2LC2
		4SF3	4DY2		
4NO2	4SE2	4SF3	2DY2	4SF2	2LO3
4NO2	2SE2	4SF2	2DY2	4SF3	2LO3
4NO2	4NO2	4SF3	9EA2	4SF2	2LR2
4NO2	2NO2	4SF3	9EA3	4SF3	4LR2
2NO2	2NO2	4SF3	4EA2-E	4SF3	2LR2
2NO3	2NO2	4SF3	4EA2-M		
				4SF3	6LS2
2NO3	2PR2	4SF3	6EB2-E	4SF2	4LS2
		4SF3	6EB2-M	4SF3	4LS2
4RV2-0	4RV2-T	4SF3	2GO3	4SF2	2LS2
4RV-2-0	2RV2-T	4SF3	6GS2	4SF2	2LS3
4RV2-0	2RV2-T	4SF2	6GS2	4SF3	2LS2
		4SF2	6GS2	4SF3	2LS3
4RV2-0	4SF2	4SF3	4GS2		
		4SF2	2GS2	4SF3	4RV2-T
4SF2	4AC2	4SF2	2GS3	4SF2	4RV2-T
4SF2	2AC2	4SF3	2GS2	4SF2	2RV2-T
		4SF3	2GS3	4SF3	2RV2-T
4SF3	9DY3				
4SF2	9DY3	4SF2	2LA2	4SF3	4SF3
4SF3	4SF2				
4SF2	4SF2				
4TF2	4TF2				
4TF2	2TF2				
2TF3	2TF2				

X. INTERFACE GROUPS, TRANSMISSION SPECIFICATIONS AND CHANNEL CODES (Continued)

d. Program Audio					
<u>Compatible Cls</u>		<u>Compatible Cls</u>		<u>Compatible Cls</u>	
4AH5-B	2PG1-3	4AH6-D	2PG1-3	4DS8-15F	2PG2-5
4AH5-B	2PG1-5	4AH6-D	2PG1-5	4DS8-15G	2PG2-8
4AH5-B	2PG1-8	4AH6-D	2PG1-8	4DS8-15H	2PG2-1
4AH5-B	2PG2-3	4AH6-D	2PG2-3	2PG2-1	2PG1-1
4AH5-B	2PG2-5	4AH6-D	2PG2-5	2PG2-1	2PG2-I
4AH5-B	2PG2-8	4AH6-D	2PG2-8	2PG2-3	2PGI-3
4AH6-C	2PG1-3	4DS8-15E	2PG1-3	2PG2-3	2PG2-3
4AH6-C	2PG1-5	4DS8-15F	2PG1-5	2PG2-5	2PG1-5
4AH6-C	2PG1-8	4DS8-15G	2PG1-8	2PG2-5	2PG2-5
4AH6-C	2PG2-3	4DS8-15H	2PG1-1	2PG2-8	2PG1-8
4AH6-C	2PG2-5	4DS8-15E	2PG2-3	2PG2-8	2PG2-8
e. Video Digital Transport Service TV-1 Analog					
<u>Compatible Cls</u>					
02TV7.15	02TV7.15				
04TV6.15	04TV6.15				
	04TV6.15A				
04TV6.15A	04TV6.15A				
	04TV6.15				
04TV6.20A	04TV6.20A				
	04TV6.20				
04TV7.15	04TV7.15				
04TV7.15A	04TV7.15A				
04TV7.20A	04TV7.20A				
06TV6.15	06TV6.15				
	06TV6.15A				
06TV6.15A	06TV6.15A				
	06TV6.15				
06TV6.20A	06TV6.20A				
06TV7.15	06TV7.15				
08TV6.15A	08TV6.15A				
10TV6.15A	10TV6.15A				
10TV6.20A	10TV6.20A				

X. INTERFACE GROUPS, TRANSMISSION SPECIFICATIONS AND CHANNEL CODES (Continued)

f. Wideband Analog													
<u>Compatible Cls</u>		<u>Compatible Cls</u>				<u>Compatible Cls</u>							
4AH5-B	4AH5-B					4WD5-1	4WA5-1						
4AH6-C	4AH5-B					4WD5-2	4WA5-1						
4AH6-C	4AH6-C	4AH6-D	4AH6-D			4WD5-3	4WA5-2						
		4AH6-D	4AH5-B	4AH5-B		4DS8-15							
		4AH6-D	4AH6-C	4AH5-B		4DU8-A, B, or C							
		4AH6-C	4DU8-A, B or C										
			4AH6-D	4DU8-A, B or C									
g. Wideband Data													
<u>Compatible Cls</u>		<u>Compatible Cls</u>				<u>Compatible Cls</u>							
8WB5-18S	12WC6-18	8WB5-23A	10WC6-23			8WB5-50A	10WC6-50						
8WB5-19A	10WC6-19	8WB5-23S	12W6-23S			8WB5-50S	12WB6-50						
8WB5-19S	12WC6-19	8WB5-40S	12W6-40										
h. Digital Data													
<u>Compatible Cls</u>		<u>Compatible Cls</u>				<u>Compatible Cls</u>							
		4DS8-15				6DU5-48	4DU5-96						
4DS8-15	4DU8-15 ⁵¹	4DS8-15	6DU5-56			4DU5-96	6DU5-24						
4DS8-15	4DU8-24	4DS8-15	6DU5-96			6DU5-24	6DU5-48						
4DS8-15	4DU8-48	4DU5-24	4DU5-24			6DU5-48	6DU5-56						
4DS8-15	4DU8-56	4DU5-48	4DU5-48			6DU5-56	6DU5-96						
4DS8-15	6DU5-96	4DU8-56	4DU5-56			6DU5-96	4DU5-19						
4DS8-15	6DU5-24	4DS9-15	4DU5-19			4DS6-44A							
4DS9-15B		4DU5-64	4DS6-44A			4DU5-64							

⁵¹ Available only as a cross connect of two digital circuits at appropriate digital speeds at a Telephone Company hub.

X. INTERFACE GROUPS, TRANSMISSION SPECIFICATIONS AND CHANNEL CODES (Continued)

i. High Capacity					
<u>Compatible CIs</u>			<u>Compatible CIs</u>		
4DSO-63	4DSO-63		4DS8-15	4DU8-5	
4DSO-63	6DU8-A, B or C	4DS8-15J	4DS8-15J	6DU8-A	
4DSO-63	4DU8-A, B or C	4DS8-15K	4DU8-A		
4DS6-27	4DS6-27		6DU8-B		
4DS6-27	6DU8-A, B or C	4DS8-15K	4DS8-15K	4DU8-B	
4DS6-27	4DU8-A, B or C	4DS8-15K	6DU8-C		
4DS6-44	4DS6-44		4D78-C		
4DS6-44	6DU8-A, B or C	4DS9-31	4DS9-31	4DS9-31	
4DS6-44	4DU8-A, B or C	4DS9-4	4DU8-A, B, or C		
4DS8-15	4DS8-15 ⁵²		4DU9-A, B, or C	4DU8-A, B or C	
4DS8-15	6DU8-B		4DS9-15	4DU5-19	
4DS6-44A	4DU5-19		4DS9-15B	4DU5-64	
4DS6-44A	4DU5-64				

⁵² Available only as a cross connect of two individual circuits of 1.544 Mbps facilities at a Telephone Company hub.

XI. SPECIALIZED FEDERAL GOVERNMENT ACCESS SERVICES

<p>A. <u>General</u></p> <p>This section covers Special Access Services that are provided to a customer for use only by agencies or branches of the Federal Government and other users authorized by the Federal Government. Services provided to state emergency operations centers are included. These services provide for command and control communications, including communications for national security, emergency preparedness and presidential requirements. They are required to assure continuity of Government in emergency and crisis situations and to provide for national security. The restoration of services provided in accordance with the Federal Government's Telecommunications Service Priority (TSP) System will be implemented in accordance with the regulations set forth in Section IX.H..</p>	
<p>Services for command and control communications and for national security and emergency preparedness sometimes require short notice and short duration service provisions. These provisions are especially needed to meet presidential requirements or in response to natural, man-made, or declared emergencies. Requirements of this type cannot be forecasted and are usually needed for a relatively short period. The provision of service under these conditions may require the availability of facilities, such as portable microwave equipment, which are provided on a temporary basis by the Telephone Company or customer.</p>	
<p>B. <u>Emergency Conditions</u></p> <p>These services will be provided on the date requested or as soon as possible thereafter when the emergency falls into one of the following categories:</p> <ul style="list-style-type: none">- State of crisis declared by the National Command Authorities (includes commitments made to the National Communications System in the "National Plan for Emergencies and Major Disasters").	
<ul style="list-style-type: none">- Efforts to protect endangered U.S. personnel or property both in the U.S. and abroad. (Includes space vehicle recovery and protection efforts.)	
<ul style="list-style-type: none">- Communications requirements resulting from hostile action, a major disaster or a major civil disturbance.	
<ul style="list-style-type: none">- The director(Cabinet level) of a Federal department, Commander of a Unified/Specified Command, or head of a military department has certified that a communications requirement is so critical to the protection of life and property or to the National Defense that it must be processed immediately.	
<ul style="list-style-type: none">- Political unrest in foreign countries which affect the national interest.	
<ul style="list-style-type: none">- Presidential service.	
<p>C. <u>Intervals to Provide Service</u></p> <p>Services provided under the provisions of this section of the tariff are provided on an individual case basis. Therefore, orders for such service shall be placed under the Negotiated Interval provisions set forth in VI.A.7. preceding.</p>	

XI. SPECIALIZED FEDERAL GOVERNMENT ACCESS SERVICES

(Continued)

<p>D. <u>Safeguarding of Service</u></p> <p>Facility Availability:</p> <p>In order to insure communications during periods of emergency, the Telephone Company will, within the limits of good management, make available the necessary facilities to restore service in the event of damage or to provide temporary emergency service as set forth in <i>IX.H.</i> preceding.</p>	
<p>In order to meet the requirements of agencies or branches of the Federal Government, the Telephone Company may utilize government-owned facilities, when necessary to provide service.</p>	
<p>E. <u>Federal Government Regulations</u></p> <p>In accordance with Federal Government Regulations, all service provided to the Federal Government will be billed in arrears. However, this provision does not apply to other customers that obtain services under the provisions of this tariff to provide their services to the Federal Government.</p>	
<p>F. <u>Service Offerings to the Federal Government</u></p> <p>The following unique services are provided to a customer for use only by agencies or branches of the Federal Government, other authorized users and state emergency operations centers. The rates and charges for these services shall be developed on an individual case basis and shall be consistent with the rates and charges for services offered in other sections of this tariff.</p> <p>1. <i>Type and Description</i></p> <p>a. Voice Grade Special Access Services</p> <p>(1) Voice Grade Secure Communications Type I</p> <p>Approximate bandwidth of 10-50,000 Hertz. Furnished for two-point secure communications on two-wire or four-wire metallic facilities between an IC premises and an end user's premises. Services are conditioned as follows:</p>	
<p>T-3 Conditioning - The absolute loss (referenced to 1 milliwatt) with respect to frequency shall not exceed:</p> <ul style="list-style-type: none">- 15 dB at 10 Hz- 13 dB at 100 Hz- 9 dB at 1,000 Hz- 20 dB at 10,000 Hz- 30 dB at 50,000 Hz	
<p>Additional conditioning (available in one or two directions on four-wire facilities only) to provide the following characteristics:</p>	

XI. SPECIALIZED FEDERAL GOVERNMENT ACCESS SERVICES (Continued)

<p>The absolute loss (referenced to one milliwatt) with respect to frequency shall not exceed:</p> <p>0 db at 1,000 Hz ± 1 dB between 1,000 Hz and 40,000 Hz ± 2 dB between 10 Hz and 50,000 Hz → (+ means more loss)</p>	
<p>The net loss of the conditioned service (with or without additional conditioning) shall not vary by more than four dB at 1,000 Hz from the levels specified above. Voice frequency signaling or supervisory tones can be transmitted.</p>	
<p>(2) Voice Grade Secure Communications Type II</p> <p>Approximate bandwidth 10-50,000 Hz. Furnished on four-wire metallic facilities for duplex operation for two-point secure communications between an IC premises on an end user's premises and an end user's premises. Services are conditioned as follows:</p>	
<p>G-1 Conditioning – The absolute loss with respect to frequency and the net loss variation shall be the same as Voice Grade Secure Communications Type I services without additional conditioning. Voice frequency signaling or supervisory tones can be transmitted.</p>	
<p>(3) Voice Grade Secure Communications Type III</p> <p>Approximate bandwidth 10-50,000 Hz. Furnished on four-wire metallic facilities for duplex operation for two-point secure communications between an IC premises switch and an end user's premises. Services are conditioned as follows:</p>	
<p>G-2 Conditioning – The absolute loss with respect to frequency and the net loss variation from the switch to an end user's premises shall be the same as Voice Grade Secure Communications Type I services without additional conditioning; from an end user's premises to the switch shall be the same as Voice Grade Secure Communications Type I services with additional conditioning. Voice frequency signaling or supervisory tones can be transmitted.</p>	
<p>(4) Voice Grade Secure Communications Type IV</p> <p>Approximately bandwidth 10-50,000 HZ. Furnished on four-wire metallic facilities for duplex operation for two-point secure communication between two IC premises switches. Services are conditioned as follows:</p>	
<p>G-3 Conditioning - The absolute loss with respect to frequency and the net loss variation shall be the same in both directions of transmission as Voice Grade Secure Communications Type I services with additional conditioning. Voice frequency signaling or supervisory tones can be transmitted.</p>	

XI. SPECIALIZED FEDERAL GOVERNMENT ACCESS SERVICES

(Continued)

<p>b. Wideband Digital Special Access Service</p> <p>Service arrangements</p> <p>(1) Wideband Secure Communications Type I</p> <p>For transmission for secured communications to accommodate the transmission of binary digital baseband signals in a random polar format.</p>	
<p>(2) Wideband Secure Communications Type II</p> <p>For transmission at the rate of 18,750 bits per second.</p>	
<p>(3) Wideband Secure Communications Type III</p> <p>To accommodate at the rate of 50,000 bits per second.</p>	
<p>To accommodate the transmission of restored polar two-level facsimile signals with a minimum signal element width of twenty microseconds at a rate of 50,000 bits per second.</p>	
<p>c. Special Routing Access Service</p> <p>Special Routing Access Service is furnished only to AT&T Communications (AT&T-C) for an agency or branch of the Federal Government. This service provides the customer's end users the ability to originate and terminate calls to or from the customer's premises utilizing a Special Routing Plan.</p>	
<p>This service is an optional service which operates in conjunction with Trunk Side Premium Access Service furnished to AT&T-C under other provisions of this tariff.</p>	
<p>d. High Capacity DS1 Service</p> <p>For Special Federal Government access arrangements, High Capacity DS1 SALs will be rated as set forth in Section VIII. but will be offered with clear channel capability as a nonchargeable option. Clear channel capability is described in VIII.K.4.d..</p>	

XI. SPECIALIZED FEDERAL GOVERNMENT ACCESS SERVICES
(Continued)

e. Federal Payment Plan (FPP) – DS1	
(1) Description	
The Federal Payment Plan (FPP) - DS1 will be provided to any customer awarded a contract, with a minimum three year period, to provide telecommunications service(s) for the exclusive use of the Federal Government and its authorized agents. The FPP will allow each of the Federal Government's authorized customers providing network services under contract to obtain DS1 Circuit Terminations at rates contained in this section. In addition to the specific terms and conditions of this plan, all other regulations in Section VI. pertaining to DS1 services are applicable. All other associated rate elements or additional features are available at the tariffed rates and regulations. Special construction charges may apply.	
(2) FPP Enrollment	
At enrollment the customer will provide in writing, a description of the Federal Government contract, a forecast of services desired, and a term ending date which may be three (3) years, five (5) years, or six (6) years not to exceed fifteen (15) years. If the option of six (6) to fifteen (15) years is chosen, the ending date must be the same as the government contract ending date.	
(3) Adding Services to the Plan	
The customer may add DS1 services to the plan at any time during the term of the FPP. The services added will have the same term ending date.	
(4) Rebid Provision	
If as a result of a Federal Government contract rebid provision any DS1 services under an FPP are discontinued by the customer as a direct result of the rebid process, termination liabilities will not apply.	
(5) Mandated Site Closing	
If, as a result of a Federal Government mandated site closing, any DS1 services under the FPP are discontinued, termination liabilities will not apply.	
(6) Customer Premises Change	
In the case where the government agency(s) at a current customer premises chooses or is ordered to move to a new customer premises, and the new customer premises requires the same or more DS1 services, no termination liabilities will apply.	

XI. SPECIALIZED FEDERAL GOVERNMENT ACCESS SERVICES (Continued)

<p>(7) Change in Term</p> <p>Should the Federal Government extend their contract and the customer wants to extend the FPP to match the new contract, the customer shall provide written notice to the Telephone Company. The Telephone Company will extend the ending date to match the new contract date. If the term ends and the customer does not provide us with a new ending date within ninety (90) days, the rates will be converted to the standard month-to-month rates. The same term originally established will be used when applying rates unless the customer qualifies for longer term rates based on the remaining life of the term.</p>							
<p>(8) Multiple Contracts</p> <p>Each customer that has contracts with the Federal Government may have multiple contracts and a different ending date for each Federal Government contract.</p>							
<p>(9) Upgrade to Higher Speed Service</p> <p>The customer may choose to upgrade service to a higher speed during the FPP period. The upgraded service will be subject to all appropriate NRCs. If the term selected for the higher speed service extends for a longer period than the remaining time of the FPP or seven years if there is more than seven (7) years remaining on the FPP, no termination liabilities will apply.</p>							
<p>(10) Termination Liabilities</p> <p>When an FPP service is discontinued prior to the end of the period, termination liability charges will apply based on the remainder of FPP period and the date of the disconnect. The termination liability rates shall be as follows:</p> <table><tr><th><u>Year in Which Service is Discontinued</u></th><th><u>Liability Rate</u></th></tr><tr><td>1 – 3</td><td>20%</td></tr><tr><td>4 – 15</td><td>10%</td></tr></table>	<u>Year in Which Service is Discontinued</u>	<u>Liability Rate</u>	1 – 3	20%	4 – 15	10%	
<u>Year in Which Service is Discontinued</u>	<u>Liability Rate</u>						
1 – 3	20%						
4 – 15	10%						
<p>(11) NRCs</p> <p>There will be no nonrecurring charges for FPP Services.</p>							
<p>(12) Rate Changes</p> <p>The rate for the six (6) to fifteen (15) year FPP DS1 will be less than the five (5) year FPP DS1 monthly rate. The monthly rate for the five (5) year FPP DS1 will be less than the three (3) year FPP DS1 rate.</p>							

XI. SPECIALIZED FEDERAL GOVERNMENT ACCESS SERVICES (Continued)

<p>f. Government Emergency Telecommunications Service (GETS)</p> <p>The Government Emergency Telecommunications Service (GETS) provides authorized federal government end users with a nationwide security and emergency preparedness (NS/EP) switched voice and data communications service utilizing the public switched network, through the activation of a special code(s) in the Telephone Company's end office and tandem switching systems, as requested by the Federal Government or its authorized agent.</p> <p>(1) The implementation fee is set forth under <i>XI.F.3.f.</i> following.</p>	
<p>(2) High Probability of Completion/Enhanced Alternate Carrier Routing (HPC/EACR) is a set of enhanced features, available for GETS in suitably equipped offices, which improves the probability of the completion of GETS traffic via the Public Switched Telephone Network (PSTN) during times of national emergencies or disaster, when the PSTN is congested due to heavy traffic or damage to the network. HPC/EACR provides the capability to set a special indicator, based on a government-specified three (3), six (6), or ten (10) digit dialed number string that is carried through the network via SS7 signaling and will indicate that the call is a GETS call. Typically, the digit string of 710 will be used to set the HPC/EACR indicator. This capability is not offered on toll free numbers such as 800 or 888 numbers.</p>	
<p>The HPC/EACR feature set also provides the capability to queue calls marked with the HPC/EACR indicator on outgoing trunk groups and to exempt them from certain restrictive Network Management Controls. The ability to provide traffic data on both a trunk group level and a central office level is also included.</p>	
<p>Rates for HPC/EACR are set forth under <i>XI.F.3.f.(2)</i> following.</p>	
<p>(3) Expanded Enhanced Alternate Carrier Routing</p> <p>Expanded Enhanced Alternate Carrier Routing (Expanded EACR) provides end offices with the ability to perform EACR on any ten (10) digit number with the 710 NPA code (710-XXX-XXXX). Expanded EACR is available in end offices in the Telephone Company service area where technically feasible.</p>	
<p>Rates for Expanded EACR are set forth under <i>XI.F.3.f.(3)</i>.</p>	
<p>(4) Expanded High Probability of Completion (Expanded HPC) and Office Wide Call/Egress Queuing</p> <p>Expanded HPC enables suitably equipped offices to recognize any ten (10) digit number with the 710 NPA code (710-XXX-XXXX) and apply the HPC feature.</p>	

XI. SPECIALIZED FEDERAL GOVERNMENT ACCESS SERVICES

(Continued)

<p>Office Wide Call/Egress Queuing (OWCQ/OWEQ) provides a greater likelihood that GETS callers will complete their HPC/EACR calls during periods when the Telephone Company network is congested. When all trunks in a public trunk group are busy, Office Wide Call Queuing enables a call to be placed in queue on any member of the trunk group to wait its turn to be passed on through the network to the called destination. When all trunks in a private trunk group (PBX system) are busy, Office Wide Egress Queuing enables a call to be placed in queue until the next trunk is available.</p>	
<p>Expanded HPC and OWCQ/OWEQ is available in all end office and tandem switches in the Telephone Company area where technically feasible.</p>	
<p>Rates for Expanded HPC and OWCQ/OWEQ are set forth under <i>XI.F.3.f.(4)</i>.</p>	
<p>g. Banded Optical Transport</p> <p>Banded Optical Transport provides transport between the serving wire center of the interexchange access customer's location and the access customer's end user premises. Banded Optical Transport may be provided at DS0, DS1, DS3, or STS1 bandwidth levels as required by the customer. When Banded Optical Transport is ordered at a DS0 level, the customer must request a minimum of a DS1 interface at the IC customer wire center and will be charged the appropriate rider (i.e., DS1 or DS3). Banded Optical Transport is provided with a service guarantee as shown in <i>III.G.1.a.(1)</i>. For subscription to Banded Optical Transport, the customer must have an accumulative demand requirement equivalent to an average of nine DS3s, i.e., 5,978 channels, per LATA. The bandwidth will be reviewed annually at a mutually agreed upon date by the customer and the Company. An allowance of minus two percent (-2%) will be considered as having met the commitment level. Should the bandwidth fall below minus two percent (-2%), the customer will have thirty (30) days to meet the bandwidth requirement. If not met, the customer will be notified by the Telephone Company and will be required to convert from Banded Optical Transport to another Ethernet Private Line Transport option as shown in Section <i>XXI</i>.</p>	
<p>Banded Optical Transport is provided at a flat-rated monthly charge for one (1) year, three (3) year, five (5) year, or six (6) to fifteen (15) year contract periods at the rates shown in <i>XI.F.3.g.</i>. The rates for Banded Optical Transport are in addition to the appropriate rate elements as shown in Section <i>XXI</i>. The contract period for Banded Optical Transport cannot exceed the contract period of the Connect. Banded Optical Transport includes the special access line from the end user serving wire center to the end user premises, for both on-net and off-net. Banded Optical Transport will be provisioned at the highest network facility available at the time of the order. The monthly rate will be determined based on the mileage between the serving wire centers of the customer designated locations and is applicable on a per circuit basis. Mileage will be rounded up to the next whole mile except when the CDLS are collocated.</p>	
<p>Rate regulations for Banded Optical Transport are as shown in <i>XII.G.</i>.</p>	

XI. SPECIALIZED FEDERAL GOVERNMENT ACCESS SERVICES

(Continued)

<p>2. Mileage Application</p> <p>Milage, when used for rate application between two customer premises, shall be determined by the V and H Coordinates Method as set forth in NATIONAL EXCHANGE CARRIER ASSOCIATION TARIFF F.C.C. No. 4 and administered as set forth in VIII.E.5. preceding.</p>																																							
<p>3. Rates and Charges</p> <p>a. Voice Grade Special Access Service</p> <p>The provision of T-3 and G conditioned services contemplates station and tandem switching operations, using customer provided equipment, as well as Special Access Service. Separate narrowband or voice grade services, where required by the customer provided equipment or switching operation, are furnished in accordance with the applicable sections of this tariff.</p> <table> <tr> <th><u>Voice Grade Secure Communications</u></th><th><u>Monthly Rates</u></th><th><u>Nonrecurring Charges</u></th><th><u>Termination Charges</u></th></tr> <tr> <td>Type I, each T-3 Conditioning</td><td colspan="3">ICB rates and charges apply.</td></tr> <tr> <td>Additional Conditioning, per service termination</td><td colspan="3">ICB rates and charges apply.</td></tr> <tr> <td>Type II, each G-1 Conditioning</td><td colspan="3">ICB rates and charges apply.</td></tr> <tr> <td>Type III, each G-2 Conditioning</td><td colspan="3">ICB rates and charges apply.</td></tr> <tr> <td>Additional Conditioning, per service termination</td><td colspan="3">ICB rates and charges apply.</td></tr> </table> <table> <tr> <th><u>Voice Grade Secure Communications</u></th><th><u>Monthly Rates</u></th><th><u>Nonrecurring Charges</u></th><th><u>Termination Charges</u></th></tr> <tr> <td>Type IV, each G-3 Conditioning</td><td colspan="3">ICB rates and charges apply.</td></tr> <tr> <td>Additional Conditioning, per service termination</td><td colspan="3">ICB rates and charges apply.</td></tr> </table>				<u>Voice Grade Secure Communications</u>	<u>Monthly Rates</u>	<u>Nonrecurring Charges</u>	<u>Termination Charges</u>	Type I, each T-3 Conditioning	ICB rates and charges apply.			Additional Conditioning, per service termination	ICB rates and charges apply.			Type II, each G-1 Conditioning	ICB rates and charges apply.			Type III, each G-2 Conditioning	ICB rates and charges apply.			Additional Conditioning, per service termination	ICB rates and charges apply.			<u>Voice Grade Secure Communications</u>	<u>Monthly Rates</u>	<u>Nonrecurring Charges</u>	<u>Termination Charges</u>	Type IV, each G-3 Conditioning	ICB rates and charges apply.			Additional Conditioning, per service termination	ICB rates and charges apply.		
<u>Voice Grade Secure Communications</u>	<u>Monthly Rates</u>	<u>Nonrecurring Charges</u>	<u>Termination Charges</u>																																				
Type I, each T-3 Conditioning	ICB rates and charges apply.																																						
Additional Conditioning, per service termination	ICB rates and charges apply.																																						
Type II, each G-1 Conditioning	ICB rates and charges apply.																																						
Type III, each G-2 Conditioning	ICB rates and charges apply.																																						
Additional Conditioning, per service termination	ICB rates and charges apply.																																						
<u>Voice Grade Secure Communications</u>	<u>Monthly Rates</u>	<u>Nonrecurring Charges</u>	<u>Termination Charges</u>																																				
Type IV, each G-3 Conditioning	ICB rates and charges apply.																																						
Additional Conditioning, per service termination	ICB rates and charges apply.																																						

XI. SPECIALIZED FEDERAL GOVERNMENT ACCESS SERVICES

(Continued)

b. Wideband Digital Special Access Service			
<u>Wideband Secure Communications</u>	<u>Monthly Rates</u>	<u>Nonrecurring Charges</u>	<u>Termination Charges</u>
Type I, each	ICB rates and charges apply.		
Type II, each	ICB rates and charges apply.		
Type III, each	ICB rates and charges apply.		
c. Federal Payment Plan (FPP) – DS1			
- Per Point of Termination			
<u>Jurisdiction</u>	<u>Three Year Monthly Rates</u>	<u>Five Year Monthly Rates</u>	<u>Six to Fifteen Year Monthly Rate</u>
Washington	175.00	170.00	165.00
d. Move Charges			
(1) When service without a termination charge associated with it, as set forth in <i>a.</i> and <i>b.</i> preceding, is moved to a different building, the nonrecurring charge applies; when moved to a new location in the same building, a charge of one-half the nonrecurring charge applies.			
(2) When service with a termination charge associated with it, as set forth in <i>a.</i> and <i>b.</i> preceding, is moved and is reinstalled at a new location, the customer may elect:			
- to pay the unexpired portion of the termination charge for the service, if any, with the application of nonrecurring charge and the establishment of a new termination charge for such service at the new location, or			
- to continue service subject to the unexpired portion of the termination charge, if any, and pay the estimated costs of moving such service, provided that the customer requests these charges be quoted prior to ordering the service move. Charges for moving such service will be based on estimated costs attributable to the move.			
Move charges include the estimated costs of removal, of services or facilities necessitated by the move, transportation, storage, reinstallation, engineering, labor, supervision, materials, administration, and any other specific items of cost directly attributable to the move.			

XI. SPECIALIZED FEDERAL GOVERNMENT ACCESS SERVICES

(Continued)

e. Special Routing Access Services

The following rates and charges are in addition to all other rates and charges that may be applicable for other services that may be furnished under the provisions of this tariff to operate in conjunction with this service:

	Nonrecurring <u>Rates</u>	<u>Charges</u>
(1) Special Routing Access Service Special Routing Plan Setup, per Switching System		\$200.00
(2) Special Routing Access Service Trunk Group Setup, per End Office or Tandem Office, Switching System per occurrence		1,000.00
(3) Special Routing Access Service Mode Selection (Active or Deactive), per Switching System per occurrence		200.00
(4) Special Routing Access Service Maintenance and Administration, per Switching System per month ⁵³	150.00	

⁵³ This rate applies only to Switching Systems with this feature.

XI. SPECIALIZED FEDERAL GOVERNMENT ACCESS SERVICES
(Continued)

f. Government Emergency		
	<u>NRC</u>	
(1) Implementation Charge		
Code Activation and Routing Plan Setup in the Telephone Company Switching Offices (ID# TX94021I)	\$13,751.00	
	<u>NRC</u>	<u>MRC</u>
(2) HPC/EACR - per end office/tandem office	\$600.00	\$35.00
(3) Expanded EACR - per end office	\$145.00	N/A
(4) Expanded HPC and OWCQ/OWEQ - per end office/tandem office switching systems	\$600.00	\$3.50

XII. SPECIAL FACILITIES ROUTING OF ACCESS SERVICES

<p>A. <u>Description</u> of Special Facilities Routing of Access Services:</p> <p>The services provided under this tariff are provided over such routes and facilities as the Telephone Company may elect. Special Facilities Routing is involved when, in order to comply with requirements specified by the customer, the Telephone Company provides Switched Access Service, Special Access Service or Special Federal Government Access Service in a manner which includes one (1) or more of the following conditions:</p>	
<p>B. <u>Diversity</u></p> <p>Two (2) or more services must be provided over not more than two different physical routes. Diversity is a Basic Service Element (BSE) under the Telephone Company's Open Network Architecture (ONA) Plan.</p>	
<p>C. <u>Avoidance</u></p> <p>A service must be provided on a route which avoids specified geographical locations.</p>	
<p>D. <u>Cable-Only Facilities</u></p> <p>Certain Voice Grade services are provided on Cable-Only Facilities to meet the particular needs of a customer.</p>	
<p>Service is provided subject to the availability of Cable-Only facilities. In the event of service failure, restoration will be made through the use of any available facilities as selected by the Telephone Company.</p>	
<p>Avoidance and Diversity are available on Switched Access Service as set forth in <i>VII.</i> preceding, Special Access Services as set forth in <i>VIII.</i> preceding, and Special Federal Government Access Services as set forth in <i>XI.F.</i> preceding. Cable-Only Facilities are available for Switched Access Service as set forth in <i>VII.</i> preceding; Voice Grade Special Access Services as set forth in <i>VIII.E.</i> preceding and Special Federal Government Access Services as set forth in <i>XI.F.</i> preceding.</p>	
<p>In order to avoid the compromise of special routing information, the Telephone Company will provide the required routing information for each specially routed service to only the ordering customer. If requested by the customer, this information will be provided when service is installed and prior to any subsequent changes in routing.</p>	

XIII. SPECIALIZED SERVICE OR ARRANGEMENTS

<p>A. <u>General</u></p> <p>Specialized Service or Arrangements may be provided by the Telephone Company, at the request of a customer, on an individual case basis if such service or arrangements meet the following criteria:</p> <ul style="list-style-type: none">- The requested service or arrangements are not offered under other sections of this tariff.- The facilities utilized to provide the requested service or arrangements are of a type normally used by the Telephone Company in furnishing its other services.- The requested service or arrangements are provided within a LATA.- The requested service or arrangements are compatible with other Telephone Company services, facilities, and its engineering and maintenance practices.- This offering is subject to the availability of the necessary Telephone Company personnel and capital resources.	
<p>B. <u>Rates and Charges</u></p> <p>Rates and charges and additional regulations, if applicable, for specialized service or arrangements provided on an individual case basis are filed following:</p>	

XIV. EXCEPTIONS TO ACCESS SERVICE OFFERINGS

The service offered under the provisions of this tariff are subject to availability as set forth in <i>III.A.4.</i> preceding. In addition, the following exceptions apply:	
(Paragraphs <i>XIV.A.</i> through <i>XIV.E.</i> following are reserved for future listing. In the meantime, in planning an end-to-end service, the customer should contact the Telephone Company in each customer premises city to assure itself that all of the service or service components required for a given customer service are currently available).	
A. The service(s) is (are) not offered in the operating territory of listed Issuing Carriers. (Reserved for Future Use)	
B. The following offering(s) is (are) limited to existing locations. No inside moves, rearrangements or additions will be permitted. (Reserved for future use.)	
C. The following offering(s) is (are) limited to existing locations. Inside moves or rearrangements may be undertaken. However, no additions will be permitted. (Reserved for future use.)	
D. The following offering(s) is (are) limited to existing locations where additional units may be added for growth. Inside moves or rearrangements may be undertaken. (Reserved for future use.)	
E. The following offering(s) is (are) limited to existing locations where additional units may be added for growth. However inside moves or rearrangements will not be permitted. (Reserved for future use.)	

XV. COIN SERVICE

A. <u>General</u>	
This section contains the rules and regulations pertaining to the provision of 1+ Coin Presubscription Service for the handling of 1+ interLATA sent-paid traffic from the Telephone Company's pay telephones.	
B. <u>Service Description</u>	
1+ Coin Presubscription Service provides the routing of 1+ interLATA sent-paid calls from Telephone Company pay telephones to the presubscribed 0+ Interexchange Carrier (customer) directly, to its designated secondary service provider, or to the default carrier, provided said carrier continues to accept such default traffic. The default carrier option will expire when the default carrier ceases to accept such traffic or when the presubscribed 0+ provider is able to handle such calls or route them to secondary service provider, whichever comes first. The customer has the following options:	
1. to receive both 0+ and 1+ interLATA calls originated from Telephone Company pay telephones; or,	
2. to receive the 0+ interLATA calls and select one secondary service provider per LATA to receive the 1+ interLATA sent-paid traffic; or,	
3. to receive the 0+ interLATA calls and continue to default the 1+ interLATA sent-paid calls until the presubscribed 0+ provider is ready to handle (to receive both 0+ and 1+ interLATA calls or to receive 0+ interLATA calls and select a secondary service provider per LATA for 1+ interLATA calls) such calls.	
The customer is solely responsible for all 0+ and 1+ interLATA calls originating from the Telephone Company pay telephone when it handles 1+ interLATA sent-paid traffic or selects a secondary service provider to handle the 1+ interLATA sent-paid calls.	
The Telephone Company must receive written authorization from the customer prior to routing 1+ interLATA sent-paid calls to the selected secondary service provider. If the customer selects a secondary service provider to handle 1+ interLATA sent-paid traffic, any arrangements will be solely between the customer and its selected secondary service provider.	
C. <u>Service Provisioning</u>	
The Telephone Company will provide 1+ interLATA sent-paid coin access from equal access end offices to the customer's designated location via Telephone Company's access tandems, at the customer's option or via direct routed trunks from the end office.	
The Telephone Company will generally provide, where available, one of two types of call setup signaling from its pay telephones, Tandem Access InterLATA Sent-Paid (TAISP) signaling or Exchange Access Operator Services System (EAOSS) signaling to the CDL dependent upon the access tandem technology type. Modified Operator Services signaling (MOSS) is only available via direct routed trunks from the end office to the CDL, and is not offered via access tandems. Where the customer has ordered direct routed trunks from the end office to the CDL, either MOSS or TAISP/EAOSS signaling may be provided, at the option of the customer, as long as the end office is suitably equipped.	

XV. COIN SERVICES (Continued)

D. Collection and Remittance of Coin Station Monies

When the customer is provided Operator Trunk-Coin or Combined Coin and Non-Coined or Operator Trunk-Full Feature Optional Features for sent-paid pay telephone access as set forth in Section VII., the Telephone Company will collect sent-paid monies from pay telephone stations and will remit monies to the customer as set forth in XV.F.4.. The Telephone Company will provide message call detail format and bill periods used to determine the monies upon request from the customer.

E. Provision of Message Call Detail Concerning Coin Station Monies

Where Operator Trunk-Coin or Combined Coin and Non Coin or Operator Trunk-Full Feature Optional Features for sent-paid pay telephone access is provided to the customer and the customer wishes to receive the monies it is due for the monies collected by the Telephone Company from coin pay telephone stations, the customer shall furnish to the Telephone Company, at a location specified by the Telephone Company, the customer message call detail for the customer sent-paid (coin) pay telephone calls in accordance with the Telephone Company collection schedule. The customer message call detail furnished shall be in a standard format established by the Telephone Company. The Telephone Company will provide to the customer the precise details of the required standard format. If, in the course of Telephone Company business, it is necessary to change the standard format, the Telephone Company will provide notification to the involved customer six months prior to the change. If no customer message call detail is received from the customer for each bill period established by the Telephone Company, the Telephone Company will assume there were no customer sent-paid (coin) pay telephone calls for the period. In addition the customer shall furnish a schedule of its charges for sent-paid (coin) calls to the Telephone at a location and date as specified by the Telephone Company. Any change in the customer's schedule of charges shall be furnished to the Telephone Company one day after the change becomes effective.

F. Payment of Coin Sent Paid Monies

The Telephone Company will collect the monies from coin pay telephone stations and will determine and remit amounts due to a customer which is provided Operator Trunk-Coin or Combined Coin and Non-Coin or Operator Trunk-Full Feature Optional Features from sent-paid pay telephone access as set forth in Section F. as follows:

1. *Bill Period Coin Revenue*

The Telephone Company will establish a collection schedule for each coin pay telephone station and will collect the monies from the coin pay stations based on this collection schedule. The monies collected based on this schedule during each bill period established by the Telephone Company will be identified by coin pay telephone station and summed to develop the Bill Period Coin Revenue for each coin record day (i.e., the day a record is prepared and dated to show the amount due the customer).

2. *Total Customer Coin Revenue*

The interstate Total Customer Coin Revenue will be determined by the Telephone Company based on the customer message call detail received from the customer for each bill period and the customer's schedule of charges for sent-paid coin calls. Such Total Customer Coin Revenue will be developed each coin record day.

XV. COIN SERVICES (Continued)

<p>3. <i>Recourse Adjustments</i></p> <p>For each coin record day, the Telephone Company will subtract from the Total Customer Coin Revenue an amount for coin station shortages. Coin Station shortages are amounts resulting from unauthorized calling at coin pay telephone stations, use of unauthorized coins (i.e., foreign coins, slugs and improper use of U.S. pennies), unauthorized removal of coins from coin pay telephone stations and coin refunds beyond the Telephone Company's control. Such amount for coin station shortages will be developed by the Telephone Company by multiplying the Total Customer Coin Revenue for each coin record day by a shortage factor. Such amount will be rounded to the nearest penny. The shortage factor will be determined by dividing the yearly total coin shortages amount by the yearly total coin revenue amount (i.e., total coin revenue equals the coin revenue due under exchange tariffs, state toll tariffs, and interstate toll tariffs). The total coin shortage amount and the total revenue amount will be determined by the Telephone Company through an annual special study.</p>	
<p>4. <i>Payment of Net Customer Coin Revenue</i></p> <p>The Telephone Company will determine the Net Customer Coin Revenue for each coin record day by subtracting from the Total Customer Coin Revenue determined as set forth in XV.F.2. preceding the amount for coin station shortages determined as set forth in XV.F.3. preceding. On the date (payment date) determined by adding forty-five (45) days to the coin record day, the Telephone Company will remit payment to the customer for the Net Customer Coin Revenue.</p>	
<p>5. <i>Audit Provisions</i></p> <p>Upon reasonable written notice by the customer to the Telephone Company, the customer shall have the right through its authorized representative to examine and audit, during normal business hours and at reasonable intervals as determined by the Telephone Company, all such records and accounts as may under recognized accounting practices contain information bearing upon the determination of the amount payable to the customer. Adjustment shall be made by the proper party to compensate for any errors or omissions disclosed by such examination or audit. Neither such right to examine and audit nor the right to receive such adjustment shall be affected by any statement to the contrary, appearing on checks or otherwise unless such statement expressly waiving such right appears in a letter signed by the authorized representative of the party having such right and delivered to the other party.</p>	
<p>All information received or reviewed by the customer or its authorized representative is to be considered confidential and is not to be distributed, provided or disclosed in any form to anyone not involved in the audit, nor is such information to be used for any other purpose.</p>	

XVI. CENTRALIZED EQUAL ACCESS SERVING WIRE CENTER

<p>This section lists those Telephone Companies that provide FGD and BSA-D service within a Centralized Equal Access ("CEA") Telephone Company access tandem network. Also, those locations for which the Telephone Company has designated the serving wire center(s) and/or an interconnection point(s) for a CEA Telephone Company access tandem network are shown below. The following locations are listed by state. Local Transport charges will be calculated based on regulations set forth in <i>VII.E.2.a.(1)</i> and <i>(2)</i>. When a customer connects to a CEA tandem network at an interconnection point that is not designated as a serving wire center, Local Transport mileage will be measured to the designated serving wire center for that interconnection point, as set forth below. Serving wire centers, CEA Telephone Company access tandems and subtending end offices and the associated V&H coordinates are found in the National Exchange Carrier Association Tariff FCC No. 4.</p>	
---	--

XVII. OPERATOR SERVICES

Operator Services described in this Section will be provided to customers as an optional feature in conjunction with FGC, FGD, BSA-C or BSA-D Switched Access Services from Telephone Company Operator Service switching locations. Operator Services include Operator Transfer and Inward Operator Assistance functions which enable a customer to provide operator related services to their end users. A customer may order both Operator Transfer and Inward Assistance services or may order them individually.

A. General Description

1. *Operator Transfer Service*

Operator Transfer Service is an originating service that provides call routing of 0- (the digit 0 with no additional digits) interLATA calls to a participating customer as requested by the calling end user. Operator Transfer Service is provided when an end user dials "0" and is routed to the Telephone Company's operator requesting assistance in completing an interLATA call.

When a 0- call originates from an end office not converted to equal access, the operator will transfer the 0- call, via FGC or BSA-C, to AT&T. When a 0- call originates from an end office converted to equal access, the operator will ask the end user to identify the participating customer to which they desire to be connected. The operator will then transfer the 0- call, via FGD or BSA-D, along with Automatic Number Identification to the designated customer.

If the end user has no preference, or the identified customer has not subscribed to Operator Transfer Service, the end user will be asked to select from a list of participating customer. The list of participating Operator Transfer Service customers will be updated monthly. The order in which participating customers will appear on the list will be initially determined by use of a lottery. For each subsequent monthly update, following the initial selection, the customers in the first position will be moved to the last position on the list. All other customers will be moved up one position. New Operator Transfer Service customers will be placed at the bottom of the list of participating customers pending the next monthly update.

2. *Inward Operator Assistance*

Inward Operator Assistance services provides for operator assistance on inward calls received from customer operators. Three Inward Operator Assistance functions are provided as follows:

- a. **Busy Line Verification** – The Telephone Company operator, at the request of the customer's operator, will determine the status of an exchange service line (e.g., conversation in progress, available to receive a call, or out of service) and report the status to the customer's operator. The Telephone Company operator will not complete the call after performing Busy Line Verification. Only one telephone number per call will be handled by the operator.
- b. **Interrupt** – The Telephone Company operator, at the request of the customer's operator, will interrupt conversation on a verified busy line and inform the called party that an attempt to place a call to that line is being made. The Telephone Company operator will not complete the call after performing Interrupt. Only one (1) telephone number per call will be handled by the operator.
- c. **Operator Assistance** – The Telephone Company operator will provide the customer with dialing or routing assistance.

XVII. OPERATOR SERVICES (Continued)

<p>3. Undertaking of the Telephone Company</p> <p>a. The Telephone Company will provide Operator Service for call originating from end offices served by the Operator Service switching location. The Telephone Company will provide Inward Operator Assistance Services for calls associated with exchange service lines in end offices served by the Operator Service switching locations.</p>	
<p>b. Operator Services will be provided over FGC, FGD, BSA-C or BSA-D switched service trunks, arranged for either one-way or two-way calling from the Operator Service switching location to the customer's premises. Where required by technical limitations, a separate FGC, FGD, BSA-C or BSA-D trunk will be established for Operator Service. Both Operator Transfer and Inward Assistance traffic may be combined on the same trunk group. The Operator Service switching location will provide trunk answer and disconnect supervisory signaling to the customer.</p>	
<p>c. Operator Services will be provisioned in accordance with the technical specifications and requirements set forth in Section 6 preceding for FGC, FGD, BSA-C or BSA-D Switched Access Services.</p>	
<p>4. Obligations of the Customer</p> <p>a. Operator Services are provided to all customers via FGD or BSA-D Switched Access Service for calls associated with end offices converted to equal access. Operator Services are provided for calls associated with end offices not converted to equal access via FGC or BSA-C Switched Access Service to AT&T only. Operator Service customers must order, if none exists, sufficient Switched Access trunking facilities between their premises and the Telephone Company designated Operator Service switching locations in accordance with the ordering requirements set forth in Section VI.A.2.a. preceding. If the customer has existing Switched Access Service trunks to the Operator Service switching location, additional capacity may only be required. The customer, at its premises, shall provide the necessary on-hook, off-hook answering supervision and disconnect supervision.</p>	
<p>b. Percentage of Interstate Usage (PIU) will be reported and determined as required in Section VII.E.5.h. preceding.</p>	
<p>c. The customer shall indemnify and save the Telephone Company harmless against all claims that may arise from either party to call interrupted in the provisioning of Inward Service or any other person.</p>	

XVII. OPERATOR SERVICES (Continued)

B. Rate Regulations

Rates and charges applicable to Operator Services are set forth in *XVII.C.* following. In addition to the rates and charges applicable to Operator Services described in this Section, all nonrecurring charges associated with the ordering, installation, rearrangement and movement of FGC, FGD, BSA-C or BSA-D services as set forth in *VII.E.4.* and *VII.H.* preceding, as well as Access Order Charges set forth in *VI.C.* preceding, will apply.

1. *Operator Transfer Service*

a. Operator Transfer Rate

The Operator Transfer Rate is assessed per 0- call transferred to a customer's operator. A 0- call is considered transferred when the Telephone Company operator activates the switch transferring the call to the designated customer.

b. Switched Access Charges

Premium FGC, FGD, BSA-C or BSA-D Switched Access rates and charges as set forth in *VII.E.* and *VII.H.* preceding and Carrier Common Line Charges as set forth in *IV.G.* preceding will apply per minute of use for Operator Transfer Service.

2. *Inward Operator Assistance Services*

a. Busy Line Verification and Interrupt Rates

Rates and charges for Busy Line Verification and Interrupt Service are specific to the inward call type. The charge for Busy Line Verification applies per verification attempt. The charge for Interrupt applies per call interruption attempted. The Operator Assistance charge applies per assistance request.

b. Switched Access Charges

Switched Access Service per access minute charges do not apply to Inward Assistance Services. Recurring usage costs are included in the flat rate charges specified in *a.* preceding.

C. Rates and Charges

Operator Service rates and charges apply only to the following Telephone Company jurisdictions:

1. *Operator Transfer Rate*

- Per Call Transferred	\$0.35
------------------------	--------

XVII. OPERATOR SERVICES (Continued)

<i>2. Inward Operator Assistance Rates</i>		
- Busy Line Verification per attempt	\$0.50	
- Interrupt per Attempt	\$0.70	
- Operator Assistance per request	\$0.20	

XVIII. EXPANDED INTERCONNECTION SERVICES

<p>A. <u>Service Description</u></p> <p>Expanded Interconnection Service (EIS) provides customers with the capability to collocate customer provided transmission, concentration, and multiplexing equipment at the Telephone Company premises. EIS customers may terminate basic fiber optic transmission facilities at the Telephone Company premises for connection to their equipment or may lease facilities from the Telephone Company.</p>	
<p>EIS customer may lease transport from the Telephone Company to connect their collocation equipment in lieu of constructing their own facility to the Telephone Company premises.</p>	
<p>EIS is not available to Enhanced Service Providers. Customer premises equipment, protocol conversion equipment or other types of customer equipment not required for basic transmission shall not be installed in Telephone Company wire centers or access tandems.</p>	
<p>B. <u>Provision of EIS</u></p> <p>1. <i>General</i></p> <p>a. EIS will be provided as Physical EIS where transmission facilities of the customer interconnect with the facilities of the Telephone Company within the Telephone Company wire center or access tandem or a Virtual EIS where the interconnection with Telephone Company facilities occurs outside the wire center or access tandem in a manhole or other similar location.</p> <p>b. EIS arrangements are available for Switched Access and DS0 (operating at 64 Kbps and Fractional T1 bandwidths), DS1 (1.544 Mbps) and DS3 (45 Mbps) Special Access transmission facilities and terminating equipment that terminate to Telephone Company wire center or access tandem facilities in or near Telephone Company buildings. The DS0 Cross Connect can accommodate 64Kbps DDS and Fractional T1 bandwidths of 128 Kbps, 256 Kbps and 384 Kbps. The Cross Connect arrangement may be connected directly to Telephone Company provided 64Kbps DDS or Fractional T1/DS0, DS1 or DS3 services or to a Telephone Company provided 64 Kbps DDS or Fractional T1/DS0, DS1 or DS3 multiplexing arrangement. The Cross Connect charge applies per DS0 (64Kbps), DS1, or DS3 connection.</p> <p>Fractional T1 service can be designed to carry various DS0 combinations. Therefore, The DS0 Cross Connect charge for Fractional T1 will be assessed as follows:</p> <p>128 Kbps: 2 DS0 Cross Connects 256 Kbps: 4 DS0 Cross Connects 384 Kbps: 6 DS0 Cross Connects</p> <p>In addition to the Cross Connect arrangements described herein, Optical Facility Terminations are available as described in Section XX.B..</p> <p>c. Rates for the Switched Access Cross Connect are listed in Section VII.F.14. and rates for the Special Access Cross Connect are found in Section VIII.K.5.. Rates for Special Access cross-connects for DSR Partial Ring Service are found in Section XXI.B.. Rates for Optical Facility Terminations are found in Section XX.B.5..</p>	

XVIII. EXPANDED INTERCONNECTION SERVICES (Continued)

d. EIS will be available for microwave transmission on a case by case basis where reasonably feasible. EIS is not available on non-fiber optic facilities.	
e. Customer provided facilities and customer designated termination equipment are subject to the terms, conditions, and rates specified in this tariff.	
Customer requests for space for terminating equipment other than within an access tandem or wire center will be handled on a case by case basis where technically feasible on a first-come, first served basis.	
f. The Telephone Company is not responsible for the design, engineering, or performance of the customer designated termination equipment and customer provided facilities for physical and virtual EIS. The Telephone Company is not responsible for testing and maintenance of physical EIS arrangements.	
g. The Telephone Company is not required to purchase additional plant or equipment, to relinquish floor space or facilities designated for Telephone Company use, to undertake construction of new wire centers or access tandems or to construct additions to existing wire centers or access tandems to satisfy a customer request.	
2. Responsibility of the Telephone Company	
a. The Telephone Company will provide EIS, within the limitations of space and facilities.	
b. The emergency provisioning and restoration of interconnection service shall be in accordance with Part 64, Subpart D, Paragraph 64.401, of the FCC's Rules and Regulations, which specifies the priority for such activities.	
c. The Telephone Company will establish points of contact for the customer to place a request for EIS. The point of contact will provide the customer with a packet of general information and requirements, including a list of engineering and technical specifications, fire, safety, security policies and procedures and an Application Form.	
d. The Telephone Company will provide at least two (2) separate points of entry to the wire center or access tandem where there are two (2) entry points for the Telephone Company cable facilities, with the exception of situations where one (1) entry of a two (2) entry office is filled to capacity.	
e. The Telephone Company will not purchase customer designated termination equipment from a vendor for the customer's use. If the customer chooses, the Telephone Company will assist the customer in the purchase of termination equipment.	
f. The Telephone Company will coordinate with the customer to ensure that services are installed in accordance with the service request. If the Telephone Company fails to install such equipment in accordance with the service request, the Telephone Company will correct the installation at its own expense.	
g. The Telephone Company will be held liable for the actions and inactions of its employees, vendors, or contractors having access to the customer's equipment and facilities.	

XVIII. EXPANDED INTERCONNECTION SERVICES (Continued)

<p>3. <i>Rights of the Telephone Company</i></p> <p>a. The Telephone Company retains ownership of wire center or access tandem floor space and equipment used to provide EIS.</p>	
<p>b. The Telephone Company reserves the right to refuse use of customer designated termination equipment which does not meet network reliability standards and fire and safety codes.</p>	
<p>c. The Telephone Company reserves the right, with five (5) days prior notice, to access the partitioned space to perform periodic inspections to ensure compliance with Telephone Company installation, safety and security practices.</p>	
<p>d. The Telephone Company reserves the right, without prior notice, to access the partitioned space in an emergency, such as fire or other unsafe conditions, or for purposes of averting any threat of harm imposed by the customer or the customer's equipment upon the operation of the Telephone Company's equipment, facilities and/or employees located outside the partitioned space. The Telephone Company will notify the customers as soon as possible when such an event has occurred.</p>	
<p>e. The Telephone Company reserves the right to remove and dispose of the customer's equipment on physical EIS arrangements if the customer fails to remove and dispose of the equipment within the thirty (30) day period following discontinuance of service whether the discontinuance was ordered by the customer, or by the Telephone Company in accordance with this tariff. The customer will be charged the appropriate Additional Labor charges in Section IX.B. for the removal and disposal of such equipment.</p>	
<p>f. The Telephone Company reserves for itself and its successors and assignees, the right to utilize the wire center(s) and access tandem(s) space in such a manner as will best enable it to fulfill Telephone Company's service requirements.</p>	
<p>g. Telephone Company shall have the right, for good cause shown, and upon six (6) months' notice, to reclaim any cable space or conduit space in order to fulfill its obligation under Public Service law and its tariffs to provide telecommunication services to its end user customers. In such cases, the Telephone Company will reimburse the customer for reasonable direct costs and expenses in connection with such reclamation or migration to virtual collocation. The Telephone Company will make every reasonable effort to find other alternatives before attempting to reclaim any such space.</p>	
<p>C. <u>Obligations of the Customer</u></p> <p>1. <i>Responsibility of the Customer</i></p> <p>a. The customer is responsible for coordinating with the Telephone Company to ensure that services are installed in accordance with the service request. The customer agrees to meet with the Telephone Company if requested by the Telephone Company, to review design and work plans for installation of the customer's designated equipment within the Telephone Company premises.</p>	

XVIII. EXPANDED INTERCONNECTION SERVICES (Continued)

b. The customer will be responsible for costs incurred by the Telephone Company for installation and maintenance of customer designated Virtual EIS termination equipment. Installation or maintenance will not begin until agreed to by the customer.	
c. In the event of a Telephone Company work stoppage, the customer's employees, contractors or agents will comply with the emergency operation procedures established by the Telephone Company. Such emergency procedures should not directly impact the customer's access to its premises, or ability to provide service.	
d. One the date of discontinuance of service of physical EIS arrangements, the customer will disconnect and remove its equipment from its partitioned space within thirty (30) days.	
e. The customer will provide access to the partitioned space at all times to allow the Telephone Company to react to emergencies, to maintain the building operating systems (where applicable and necessary) and to ensure compliance with OSHA/Telephone Company regulations and standards related to fire, safety, health and environment safeguards. The Telephone Company will attempt to notify the customer in advance of any such emergency access. If advance notification is not possible the Telephone Company will provide notification of any such entry to the customer as soon as possible following the entry, indicating the reasons for the entry and any actions taken which might impact the customer's facilities or equipment and its ability to provide service. The Telephone Company will restrict access to the customer's cage to persons necessary to handle such an emergency.	
f. The customer's employee, agent, or contractor with access to a Telephone Company wire center(s) or access tandem(s) shall adhere at all times to all applicable laws, regulations and ordinances and to rules of conduct established by the Telephone Company for the wire center or access tandem and the Telephone Company's employees, agents and contractors. The Telephone Company reserves the right to make changes to such procedures and rules to preserve the integrity and operation of the Telephone Company network or facilities or to comply with applicable laws and regulations. The Telephone Company will provide written notification thirty (30) days in advance of such changes.	
g. The customer is responsible for payment of all charges as set forth in Section <i>III.D.</i> . Disputed bills will be subject to provisions in Section <i>III.D.</i> . Failure to make payment will result in disconnection of service in accordance with Section <i>III.A.8.</i> .	
h. The customer will be responsible to obtain appropriate insurance coverage, including but not limited to fire, theft and liability as described in <i>XVIII.G.6.</i> , for physical EIS arrangements.	
i. The customer be will held liable for the actions and inactions of its employees, vendors, or contractors having access to Telephone Company wire center or access tandem equipment, manholes and facilities.	
j. The customer is responsible for the purchase and delivery of customer designated termination equipment to be installed in the Telephone Company wire center or access tandem. The customer must deliver all equipment specified on its Virtual EIS application to the designated wire center or access tandem. The Telephone Company will not accept equipment shipments without a packing list and labels or incomplete shipments. See packet of general information for EIS shipment and receiving guidelines.	

XVIII. EXPANDED INTERCONNECTION SERVICES (Continued)

<p>2. <i>Claims and Demands for Damage</i></p> <p>In addition to the provisions in Section III.C.8., the customer shall defend, indemnify and save harmless the Telephone Company from and against any and all suits, claims and demands by third persons caused by, arising out of or in any way related to the installation, maintenance, repair, replacement, presence, use or removal of the customer's equipment or by the proximity of such equipment to the equipment of other parties occupying space in the Telephone Company's wire center(s) or access tandem(s) or caused by, arising out of or in any way related to the customer's failure to comply with any of the terms of this tariff.</p>	
<p>3. <i>Limitations</i></p> <p>a. All customer facilities must terminate in the Telephone Company equipment.</p>	
<p>b. The customer shall not assign, sublease, rent or share with or without charge, partitioned space with another customer.</p>	
<p>c. Other than marking equipment for identification purposes, the customer shall not paint or affix any signs, posters, advertisements or notices on any portion of, or any equipment located in, the Telephone Company wire center(s) or access tandem(s).</p>	
<p>d. The customer shall not use cellular telephones within the wire center or access tandem locations. The customer may order local exchange business service to be installed within the customer's partitioned space.</p>	
<p>4. <i>Mechanic's or Materialmen's Liens</i></p> <p>The customer shall not permit to be placed upon the wire center or access tandem or any of the Telephone Company's property any mechanic's or materialmen's liens caused by or resulting from any work performed, materials furnished or obligations incurred by or at the request of the customer. In the case of the filing of any such lien, the customer shall immediately pay the lien in full.</p>	
<p>If default in the payment continues for ten (10) days after written notice from the Telephone Company to the customer, the Telephone Company will have the right, at the Telephone Company's option, of paying the lien or any portion of the lien, without inquiry as to the validity of the lien, and the customer shall reimburse the Telephone Company for any amounts paid, including expenses and interest, within ten (10) days after delivery to the customer of an invoice. Failure to remit payment to the Telephone Company within ten (10) days will result in disconnection of service as set forth in Section III.A.8..</p>	

XVIII. EXPANDED INTERCONNECTION SERVICES (Continued)

<p>5. Confidentiality</p> <p>The customer shall hold in confidence all information of a competitive nature provided to the customer by the Telephone Company in connection with EIS or known to the customer as a result of the interconnection of the customer designated termination equipment to the Telephone Company's facilities. Similarly, the Telephone Company shall hold in confidence all information of a competitive nature provided to it by the customer in connection with EIS or known to the Telephone Company as a result of the interconnection of the customer's equipment to the Telephone Company's facilities. Such information is to be considered proprietary and shared within the Telephone Company on a need to know basis only. Neither the Telephone Company or the customer shall be obligated to hold in confidence information that:</p> <p>a. was already known to the customer free of any obligation to keep such information confidential;</p>	
<p>b. was or becomes publicly available by other than unauthorized disclosure; or</p>	
<p>c. was rightfully obtained from a third party not obligated to hold such information in confidence.</p>	
<p>6. Network Outage, Damage or Reporting</p> <p>a. The customer shall be responsible for any damage or network outage occurring as a result of termination of customer designated termination equipment in the Telephone Company wire center or access tandem.</p>	
<p>b. The customer is responsible for providing a contact number that is readily accessible twenty-four (24) hours a day, seven (7) days a week.</p>	
<p>c. The customer shall be responsible for notifying the Telephone Company of significant outages which could impact or degrade the Telephone Company's switches and services and provide estimated clearing time for restoral.</p>	
<p>d. The customer is responsible for providing trouble report status when requested.</p>	
<p>e. The customer is responsible for testing its equipment to identify and clear a trouble report when the trouble has been sectionalized (isolated) to a customer service.</p>	
<p>f. Credit for interruption of service for physical EIS will be given only for the switched or special access facility and associated cross connect as set forth in Sections VII. and VIII..</p>	
<p><u>D. Discontinuance of Service</u></p> <p>General:</p> <p>1. Upon discontinuance of physical EIS service the customer shall disconnect and remove its equipment from the partitioned space. The Telephone Company reserves the right to remove the customer's equipment if the customer fails to remove and dispose of the equipment within the thirty (30) days of discontinuance. The customer will be charged the appropriate Additional Labor charge in Section IX.B. for the removal of such equipment.</p>	

XVIII. EXPANDED INTERCONNECTION SERVICES (Continued)

2. The Telephone Company will make every effort to contact the customer in the event the customer's equipment disrupts the network. If the Telephone Company is unable to make contact with the customer, the Telephone Company shall temporarily disconnect the customer's service as set forth in <i>III.B.1.b.</i> . The Telephone Company will notify the customer as soon as possible after any disconnect of customer's equipment.	
3. The Telephone Company reserves the right to terminate EIS, in the event the customer is not in conformance with Telephone Company standards and requirements and/or in the event the customer imposes continued disruption and threat of harm to Telephone Company employees and/or network, or the Telephone Company's ability to provide service to other customers.	
4. Upon discontinuance of Virtual EIS service, the Telephone Company will disconnect and remove the customer designated termination equipment from the Telephone Company wire center or access tandem. The Telephone Company will work with the customer to coordinate return of the equipment to the customer.	
E. <u>Ordering Options for EIS</u>	
1. <i>Physical EIS at Tariffed Locations</i>	
a. Customers requesting physical EIS at a wire center or access tandem location appearing in <i>XVIII.G.7.</i> will be required to complete the Application Form and submit the Engineering Fee(s) as set forth in <i>XVIII.M.1.</i> . Upon notification of available space, the customer will be required to place an EIS Access Service Order (ASR). In addition, the customer must submit fifty percent (50%) of the other applicable nonrecurring charges within ninety (90) days after notification of available space or the customer will be required to submit a new Application Form and Engineering Fee(s).	
b. The Telephone Company will process Application Forms on a first-come, first-served basis as set forth in <i>XVIII.F.1.b.</i> .	
c. Upon receipt of the ASR and fifty percent (50%) of the Site Preparation Charge, Cage Enclosure and dc Power charges and applicable nonrecurring charges (NRCs), the Telephone Company will initiate necessary modifications to the wire center or access tandem to accommodate the customer's request. The customer and the Telephone Company will work cooperatively to ensure that services are installed in accordance with the service requested. The balance of the Building Modification, Cage Enclosure and dc Power charges is due at the time the space is turned over to the customer.	
d. The customer is responsible to have cable and other equipment ready for installation on the date scheduled. If the customer fails to notify the Telephone Company of a delay in the installation date, the customer will be subject to the appropriate Additional Labor charges in Section <i>IX.B.</i> .	
e. The customer has the option of providing its own cables or the Telephone Company may, at the customer's request, provide the necessary transmission, power and grounding cables and bill the customer per the Cable Material Charges rates in <i>XVIII.C.6.</i> .	

XVIII. EXPANDED INTERCONNECTION SERVICES (Continued)

f. The Telephone Company will advise the customer of any delay in completion of the preparation of the wire center or access tandem space, and reschedule a new installation date for earliest possible date.	
g. The Telephone Company and the customer must meet and begin implementation of the request within six (6) months of receipt of the Application Form and the Physical Engineering Fee or the identified space becomes available for use by other customers.	
h. The Telephone Company shall notify the customer of the date the Physical EIS cage arrangement will be ready for walk-through and inspection. The customer has fifteen (15) days to meet the Telephone Company, on-site, for the inspection. If the customer does not attend the inspection within the timeframe, the Telephone Company will initiate customer billing for all monthly and nonrecurring charges.	
2. Virtual EIS	
a. Customer seeking virtual EIS shall submit an Application Form and a two thousand five hundred dollar (\$2,500) non-refundable fee for each wire center or access tandem which will be applied toward the Engineering/Installation Fee. The customer will be required to provide information such as, wire center or access tandem location, number and type of terminations, type of equipment, etc. The customer must provide all required information before the Telephone Company will begin work on the request.	
b. Upon receipt of the \$2,500 fee, the Telephone Company will initiate a search of engineering records, an inspection of the facilities, and other administrative activities required to process the request.	
c. Virtual EIS will be provided to customers at rates and charges, including the Engineering/Installation Fee, specific to the customer designated termination equipment installed.	
3. Microwave Services	
EIS through microwave service will be provided, where reasonably feasible, only on a case-by-case basis. Rules, regulations and rates will be developed and filed upon a bona fide request from customers to provide microwave interconnection.	
4. Data Transmission Service Equipment	
Data transmission Service Equipment may be used within the interconnection arrangement for Special or Switched EIS. If the Data transmission Service equipment is an adjunct or stand-alone device, additional charges for engineering, installation, and maintenance will be tariffed as identified under the Bona Fide Request Process in XVIII.E.1.g..	
5. Other Technologies	
EIS will not be provided through technologies other than fiber optic and microwave facilities.	

XVIII. EXPANDED INTERCONNECTION SERVICES (Continued)

<p>6. <i>Augmentations</i></p> <p>All requests for an addition or change to an existing EIS arrangement that has been inspected and turned over to the customer is considered an augmentation. The augmentation request will require the submission of a complete application form and the non-refundable Engineering or Augment Fee.</p> <p>Major Augments may include adding telecommunication equipment that requires AC or DC power or HVAC systems upgrade, or change in the size of the cage. A complete application and Engineering Fee will be required when submitting a physical or virtual request that requires a major augment.</p>	
<p>Minor Augments of Physical or Virtual EIS arrangements will require the submission of a complete application form and the Augment Fee. Minor augments are those requests that do not require additional AC or DC power systems, HVAC system upgrades or additional cage space. The requirements for a minor augment request cannot exceed the capacity of the existing electrical/power or HVAC system. Requests for customer to customer interconnects and DSO, DS1, DS3, and optical cross connects are included as minor augments. The installation of circuit cards for Virtual EIS is also included as a minor augment.</p>	
<p>Minor augments that require an augment fee are those requests that require the Telephone Company to perform a service or function on behalf of the customer, including but not limited to, requests to pull cable for customer to customer EIS interconnections, DSO, DS1, DS3, and optical facility terminations and Virtual EIS circuit card installations.</p>	
<p>Minor augments that do not require a fee are those augments performed solely by the customer, that do not necessitate the Telephone Company to provide a service or function on behalf of the customer, including but not limited to, requests to install additional equipment in the customer's cage. Before the installation of the additional equipment, the customer agrees to provide the Telephone Company with an application form that includes an updated list of the equipment to be installed in the customer's EIS arrangement. Once the updated equipment list is submitted to the Telephone Company, the customer may proceed with the augment. The customer agrees that changes in equipment performed by the customer under this provision will not exceed the engineering specifications for power and HVAC as requested on the original application. All augments will be subject to Telephone Company inspection, in accordance with the terms of this Tariff for ensuring compliance with Telephone Company safety standards.</p>	
<p>F. <u>EIS Service Request</u></p> <p>1. <i>Application Form for Physical EIS</i></p> <p>a. Customers requesting physical EIS will be required to submit the applicable Engineering Fee(s) as set forth in <i>XVIII.M.1.</i> for each wire center(s) or access tandem(s).</p>	

XVIII. EXPANDED INTERCONNECTION SERVICES (Continued)

b. Receipt of a complete Application Form, Engineering Fee(s) and fifty percent (50%) of the applicable nonrecurring charges will determine the order of priority of the customers requesting physical EIS. Receipt of the Application form, Physical Engineering Fee(s) and fifty percent (50%) of the other applicable nonrecurring charges will constitute a bona fide request and will establish the order of priority.	
c. The Application Form will require the customer to provide all engineering, floor space, power, environmental and other requirements necessary for the function of the service. The Telephone Company will notify the customer in writing within fifteen (15) days following receipt of the completed application if the customer's requirements cannot be accommodated as specified. Should the customer submit ten (10) or more applications within a ten (10) day period, the response interval will be increased by ten (10) days for every ten (10) additional applications or fraction thereof.	
d. If existing suitable space is not available, the Engineering Fee will be refunded. If the customer withdraws or cancels the request within fifteen (15) days after receipt of the Application Form, fifty percent (50%) of the Engineering Fee will be refunded to the customer.	
If the customer withdraws or cancels the request after the fifteenth (15 th) day, no refund of the Engineering Fee will be made.	
e. The Telephone Company will provide an information packet containing a list of engineering and technical specifications, fire, safety, security policies and procedures.	
f. Section XVIII.K. will indicate those wire centers or access tandems in which existing suitable space has been exhausted. The Telephone Company will not maintain a list of customers requesting space in a wire center or access tandem after the space is initially exhausted.	
g. The Telephone Company shall provide the customer with a price quote for the EIS required to accommodate the customer's request within thirty (30) days of the customer's application date. The quote will be honored for ninety (90) days from the date of issuance. If the quote is not accepted by the customer within such ninety (90) day period, the customer will be required to submit a new Application Form and Engineering Fee and a new quote will be provided based on the new Application Form.	
h. The first Application Form submitted by the customer shall be designated the original application. Original applications for EIS arrangements that have not been inspected and approved by the customer are subject to requests for minor or major changes to the services requested in the application. Changes will not be initiated until a completed application has been submitted along with the appropriate Engineering Fee, if applicable.	
Major changes are requests that add telecommunications equipment that requires additional AC or DC power systems; HVAC system modifications; or change the size of the cage. At the election of the customer, major changes may be handled in one of the following two (2) options to the extent technically feasible.	

XVIII. EXPANDED INTERCONNECTION SERVICES (Continued)

<p>Option 1: Additional Application:</p> <p>The customer may elect to have a major change to its original EIS application treated by the Telephone Company as an additional (new) application. An additional application is subject to the same provisioning process and conditions as an original application. On receipt of a complete additional Application and Engineering Fee, the Telephone Company will notify the customer in writing within fifteen (15) days following receipt of the completed additional application if the customer's additional requirements cannot be accommodated as specified. Filing an additional application does not change the Telephone Company's obligation to process and fulfill the original application nor does it change the time intervals applicable to the processing and fulfillment of the original application. All of the provisions herein applicable to an original application similarly apply to an additional application.</p>	
<p>Option 2: Supplemental Application:</p> <p>The customer may elect to have a major change to its original EIS application treated by the Telephone Company as a supplemental application. A supplemental application may affect the Telephone Company's obligation to process and fulfill the original application. On receipt of a supplemental application and Engineering Fee, the Telephone Company will notify the customer in writing within fifteen (15) days following receipt of the completed supplemental application if the customer's requirements cannot be accommodated as specified. Upon notification that the Telephone Company can accommodate the requirements of the supplemental application, the customer may elect to proceed with the supplemental application. The Telephone Company's obligations under the original application will be merged with the obligations of the supplemental application and the combined project timeline will be based on the date the supplemental application was received. All of the provisions herein applicable to an original application similarly apply to a supplemental application.</p>	
<p>Minor changes are those requests that do not require additional AC or DC power systems, HVAC system upgrades, or changes in cage space. The customer will be required to submit a revised application, but the deliverable dates for the project will not change.</p>	
<p>2. Relocation Within the Same Wire Center or Access Tandem</p> <p>Customer requests for relocation of the termination equipment from one location to a different location for the same customer within the same wire center or access tandem will be handled on an individual case basis.</p>	
<p>3. Expansion of Existing Space</p> <p>Customer requests for expansion of existing space within a specific wire center or access tandem will be treated as a new service application.</p>	
<p>G. <u>Physical EIS</u></p> <p>1. Availability of Service</p> <p>a. Physical EIS will be made available in only wire centers and access tandems where there is existing suitable space as defined in XVIII.G.2..</p>	

XVIII. EXPANDED INTERCONNECTION SERVICES (Continued)

b. Wire Centers and access tandems which are exempt from EIS requirements due to lack of existing suitable space or are not technically feasible are shown in XVIII.K.. The Telephone Company will notify the appropriate State Commissions when existing suitable space has been exhausted in a particular wire center or access tandem.	
c. Existing suitable space in Telephone Company wire centers and access tandems available for physical EIS will be provided to customers on a first-come, first-served basis as specified in XVIII.G.2..	
2. Existing Suitable Space	
a. Existing suitable space is defined as space in which ac/dc power, heat and air conditioning, battery and/or generator back-up dc power, and other requirements necessary for provision of wire center or access tandem equipment currently exists and is not required space and facilities designated for use by the Telephone Company.	
b. The Telephone Company and the customer will work cooperatively to determine proper space requirements, and efficient use of space.	
c. The amount of floor space available to each customer at the time of the initial application will be one hundred (100) square feet per wire center or access tandem. The Telephone Company will enclose the customer's space in a cage.	
d. The customer is permitted to obtain additional floor space when their existing floor space is being used efficiently. Additional space will be ordered in increments of one hundred (100) square feet, where available. The maximum amount of space available to each customer will be limited only by the amount of existing suitable space available in a specific wire center or access tandem.	
e. The Telephone Company reserves the right to require customers to relinquish such space which is not used within a reasonable time. Upon receipt of a collocation request that must be denied due to lack of existing space or the Telephone Company requires additional space for its own growth and the only available space is unused space for any existing collocated customer, existing customers must provide documentation for its use of unused space for the next twelve (12) months.	
Otherwise, the customer must relinquish unused space to new requests on a first-come, first-served basis.	
f. The customer shall use the partitioned space solely for the purposes of installing, maintaining and operating the customer's equipment to interconnect with the facilities of the Telephone Company in accordance with Sections 64.1401 and 64.1402 of the FCC Rules and Regulations in 47 C.F.R. and for no other purposes.	
g. The customer shall not construct improvements or make alterations or repairs to the partitioned space without the prior written approval of the Telephone Company.	

XVIII. EXPANDED INTERCONNECTION SERVICES (Continued)

<p>3. <i>Power, Environmental Conditioning and dc Power</i></p> <p>a. The Telephone Company will provide, at rates set forth following, dc power with generator and/or battery back-up, heat, air conditioning and other environmental support to the customer's equipment in the same standards and parameters required for Telephone Company equipment.</p>	
<p>b. The customer will provide the Telephone Company with specifications for any non-standard or special requirements at the time of application. The Telephone Company reserves the right to assess the customer any additional charges on an individual case basis associated with complying with the requirements or to refuse an application where extensive modifications are required.</p>	
<p>4. <i>Customer Terminating Equipment Requirements</i></p> <p>a. Customer equipment installed in the Telephone Company wire center or access tandem must comply with either the Telephone Company's list of approved products, or equipment that complies with wire center or access tandem environmental and transmission standards in effect at the time the interconnection is made. The list of approved products and/or equipment is the same as used by the Telephone Company and its contractors. EIS customers will be notified of any change in the Telephone Company's list of approved products and/or equipment.</p>	
<p>b. The customer shall be responsible for servicing, supplying, repairing and maintaining the following:</p> <ul style="list-style-type: none">- Fiber Optic Cable and Fire Retardant Sheath (if customer provided)- Equipment located within the wire center or access tandem- Interconnection cable to the point of demarcation	
<p>c. The customer shall be required to provide DS1 cable facilities in sufficient capacity for the Telephone Company to wire DS1 services in multiples of twenty-eight (28) or DS0 cable facilities in sufficient capacity for the Telephone Company to wire DS0 services in multiples of twenty-four (24).</p>	
<p>d. The interconnection point for physical EIS is the point where the customer-owned cable facilities connect to the Telephone Company termination equipment.</p>	
<p>The Telephone Company will designate a DSX panel(s) as the point(s) of termination within each wire center or access tandem as the point(s) of physical demarcation between the customer's maintenance and ownership responsibilities and the Telephone Company's maintenance and ownership responsibilities. Maintenance and related activities up to the Telephone Company side of the point of termination will be the responsibility of the Telephone Company.</p>	

XVIII. EXPANDED INTERCONNECTION SERVICES (Continued)

e.	If the customer provides their own fiber optic facility the customer shall be responsible for bringing its fiber optic cable to the wire center or access tandem manhole and leave sufficient cable length for the Telephone Company to be able to fully extend such cable through to the customer's space. No splicing will be permitted in the manhole. Upon discontinuance of EIS, the customer relinquishes all rights, title and ownership of cable to the Telephone Company.	
f.	The Telephone Company is responsible for installing customer provided fiber optic cable in the cable space or conduit from the manhole to the wire center or access tandem. This may be shared conduit with dedicated inner duct. The customer shall not be permitted to reserve wire center or access tandem cable space or conduit. If new conduit is required, the Telephone Company will negotiate with the customer to determine the specific location. The Telephone Company reserves the right to manage its own wire center and access tandem conduit requirements and to reserve vacant space for planned facility additions.	
g.	The Telephone Company is responsible for installing a cable splice where the customer provided fiber optic cable meets customer provided fire retardant riser cable within the wire center or access tandem cable vault or designated splicing chamber. The Telephone Company will provide space and racking for the placement of the splice enclosure. The Telephone Company will tag all entrance facilities to indicate ownership. The Telephone Company is responsible for placing the customer's fire retardant riser cable from the cable vault to the partitioned space. The customer is responsible for providing fire retardant riser cable that meets Telephone Company standards.	
h.	Customer interconnection equipment installed with the Telephone Company's wire center or access tandem facilities shall be subject to and comply with Telephone Company practices for ac/dc bonding and grounding requirements. This information will be provided to the customer in the general information packet.	
i.	Upon installation of the customer's equipment, with prior notice, the Telephone Company will schedule time to work with the customer during the turn-up phase of the equipment to ensure proper functionality between the customer's equipment and the connections to the Telephone Company equipment. The time period for this to occur will correspond to the Telephone Company's maintenance window time period.	

XVIII. EXPANDED INTERCONNECTION SERVICES (Continued)

<p>j. The customer's equipment shall not physically, electronically, or inductively interfere with or impair the service of the Telephone Company's or any other customer's equipment, create hazards, or cause physical harm to any individual or the public. All customer equipment must be tested to and must meet: a.) the National Equipment and Building Specifications (NEBS) Level 1 family of safety requirements as described in Telcordia Special Report SR-3580, Issue 3; and b.) the specific risk/safety/hazard criteria specified in Addendum E of the general information packet described in <i>XVIII.E.1.a.</i>. Any customer equipment that does not conform to the NEBS Level1 family of safety requirements may not be installed on Telephone Company property. A cabinet must be used to mitigate deficiencies identified with CLEC equipment failing to meet the specific risk/safety/hazard criteria specified in Addendum E to the general information packet described in <i>XVIII.E.1.a.</i>. The Telephone Company reserves the right to removed and/or refuse use of the customer's equipment from its list of approved equipment if such equipment is determined to be no longer compliant with NEBS Level 1 safety standards or Electromagnetic Compatibility and Electrical Safety Generic Criteria for Network Telecommunication Equipment (Technical Reference GR-1089-CORE, Issue 4). The Telephone Company also reserves the right to remove and/or refuse use of the customer's equipment which does not meet or comply with NEBS equipment safety requirements specified in Addendum E of the general information packet described in <i>XVIII.E.1.a.</i>.</p>	
<p>5. <i>Security Requirements for Customer Access to Telephone Company Buildings</i></p> <p>a. The Telephone Company will permit the customer's employees, agents, and contractors approved by the Telephone Company to have access to the customer's partitioned space at all times. The customer's employees, agents, or contractors must comply with the policies and practices of the Telephone Company pertaining to fire, safety, and security. The Telephone Company will also permit all approved employees, agents and contractors to have access to the customer's cable and associated equipment, e.g., repeaters. This will include access to riser cable, cableways, and any room or area through which necessary access is available.</p>	
<p>b. All employees, agents and contractors must meet certain minimum requirements established by the Telephone Company. This information will be provided to the customer as set forth in <i>XVIII.E.1.b.</i>. At the time the customer places the EIS ASR for physical EIS, the customer must submit a list of employees, agents and contractors and the associated Telephone Company wire centers and/or access tandems where access is requested. The customer must also certify that each of the individuals on the list meets the minimum requirements. The information will be submitted to the Telephone Company's Security Department for approval.</p>	
<p>c. Access cards or keys will be provided to no more than six (6) individuals per customer for each Telephone Company wire center or access tandem.</p>	
<p>d. Upon approval, the customer must provide all employees, agents and contractors a photo identification card which identifies the person by name and the name of the customer. The ID must be worn on the individual's exterior clothing while in the Telephone Company buildings. The Telephone Company will provide the customer with instructions and necessary access cards or keys to obtain access to Telephone Company buildings.</p>	

XVIII. EXPANDED INTERCONNECTION SERVICES (Continued)

e. The Telephone Company reserves the right to deny access to Telephone Company buildings for any customer's employee, agent or contractor who cannot meet the Telephone Company's established security standards.	
f. The Telephone Company also reserves the right to deny access to Telephone Company buildings for any customer's employee, agent and contractor for falsification of records, violation of fire, safety or security practices and policies or other just cause.	
g. The customer is required to immediately notify the Telephone Company by the most expeditious means, when any customer's employee, agent or contractor with access privileges to Telephone Company buildings is no longer in its employ, or when keys, access cards or other means of obtaining access to Telephone Company buildings are lost, stolen or not returned by an employee, agent or contractor no longer in its employ.	
h. The customer is responsible for the immediate retrieval and return to the Telephone Company of all keys, access cards or other means of obtaining access to Telephone Company buildings if lost, stolen or upon termination of employment of the customer's employee and/or discontinuance of service. The customer shall be responsible for the replacement cost of keys, access cards or other means of obtaining access when lost, stolen or failure of the customer or the customer's employee, agent or contractor to return to the Telephone Company.	
6. Insurance & Liability Requirements	
a. The customer shall, at its sole cost and expense, obtain, maintain, pay for and keep in force the following minimum insurance underwritten by an insurance company(s) having a Best's insurance rating of at least A-. financial size category VII.	
(1) Commercial general liability coverage on an occurrence basis in an amount of \$1,000,000 combined single limit for bodily injury and property damage with a policy aggregate per location for \$2,000,000. This coverage shall include contractual liability.	
(2) Umbrella/Excess Liability coverage in an amount of \$10,000,000 excess of coverage specified in (1) above.	
(3) All Risk Property coverage on a full replacement cost basis insuring all of the customer's real and personal property located on or within the Telephone Company wire centers. The customer may also elect to purchase business interruption and contingent business interruption insurance, knowing that the Telephone Company has no liability for loss of profit or revenues should an interruption of service occur.	
(4) Statutory Workers Compensation coverage.	
(5) Employers Liability Coverage in an amount of \$500,000 each accident.	
(6) Commercial Automobile Liability coverage insuring all owned, hire, and non-owned automobiles.	

XVIII. EXPANDED INTERCONNECTION SERVICES (Continued)

b. Notwithstanding anything herein to the contrary, the coverage requirements described in (1) – (6) above shall only be required if the customer orders EIS services pursuant to this Tariff.	
The minimum amount of insurance required in this section, may be satisfied by the customer purchasing primary coverage in the amount specified or by the customer buying a separate umbrella and/or excess policy together with lower limit primary underlying coverage. The structure of the coverage is at the customer's option, so long as the total amount of insurance meets the Telephone Company's requirements.	
c. Deductibles – Any deductibles, self-insured retentions (SIR), lost limits, retentions, etc, (collectively, "retentions") must be disclosed on a certificate of insurance provided to the Telephone Company, and the Telephone Company reserves their right to reject any such retentions in its reasonable discretion. All retentions shall be the responsibility of the customer.	
d. Additional Insureds – The Telephone Company and its affiliates (which includes any corporation controlled by, controlling or in common control with the Telephone Company, its respective directors, officers and employees shall be named as additional insureds under all General Liability and Umbrella/Excess Liability Policies obtained by the customer. Said endorsement shall provide that such additional insurance is primary insurance and shall not contribute with any insurance or self-insurance that the Telephone Company has secured to protect itself. All of the insurance afforded by the customer shall be primary in all respects, including the customer's Umbrella/Excess Liability insurance. The Telephone Company's insurance coverage shall be excess over any indemnification and insurance afforded by the customer and required hereby.	
e. Waiver of Subrogation Rights – The customer waives and will require all of its insurers to waive all rights of subrogation against the Telephone Company (including the Telephone Company and any other affiliated and/or managed entity), its directors, officers and employees, agents or assigns, whether in contract, tort (including negligence and strict liability) or otherwise.	
f. Evidence of Insurance – All insurance must be in effect on or before the Telephone Company authorizes access by customers, employees, or placement of customer equipment or facilities within the Telephone Company's premises and such insurance shall remain in force as long as the Telephone Company's facilities remain within any space governed by this Tariff. If the customer fails to maintain the coverage, the Telephone Company may pay the premiums and seek reimbursement from the customer. Failure to make a timely reimbursement will result in disconnection of service. The customer agrees to submit to the Telephone Company a certificate of insurance ACORD Form 25-S (1/95), or latest edition, such certificate to be signed by a duly authorized officer or agent of the Insurer, certifying that the minimum insurance coverages and conditions set forth herein are in effect, and that the Telephone Company will received at least thirty (30) days' notice of policy cancellation, expiration or non-renewal. At least thirty (30) days prior to the expiration of the policy, the Telephone Company must be furnished satisfactory evidence that such policy has been or will be renewed or replaced by another policy. At the Telephone Company has been named as and additional insured, prior to commencement of any service. In no event shall permitting customer access be construed as a waiver of the right to the Telephone Company to assert a claim against the customer for breach of obligations established in this section.	

XVIII. EXPANDED INTERCONNECTION SERVICES (Continued)

<p>7. Shared Physical EIS Arrangement</p> <p>a. A customer with Physical EIS service under this section shall have the right to share its Physical EIS Arrangement with one (1) or more additional entities, provided that all such entities are qualified to be customers as specified in XVIII.A. and XVIII.B.. All such entities must limit their EIS activities to those permitted under the tariff provisions specified herein.</p>	
<p>b. For established Physical EIS Arrangements, the initial customer is the "Customer of Record" (COR), or "host" customer. The other customer(s) participating in the sharing arrangement is referred to in this tariff as the "guest(s)." When two (2) or more customers request establishment of a new Physical EIS Arrangement to be used as a Shared Physical EIS Arrangement, one of the participating customers must agree to be the COR and the other(s) to be the guest(s). The host customer is the Telephone Company's customer and has all the rights and obligations applicable under this tariff to customers purchasing Physical EIS arrangements, including the obligation to pay all applicable charges, whether or not the COR is reimbursed for all or any portion of such charges by the guest. Neither this tariff, nor any actions taken by the Telephone Company or COR in compliance with this tariff, shall create a contractual, agency, or any other type of relationship between the Telephone Company and the guest(s) customer in a sharing arrangement; and the Telephone Company does not assume any liability or obligation to the guest(s) for any actions of the COR. The host and the guest(s) are solely responsible for determining whether to share a Shared Physical EIS Arrangement, and if so, upon what terms and conditions.</p>	
<p>c. The host customer must notify the Telephone Company in writing of its intention to share its Physical EIS Arrangement.</p>	
<p>d. Orders for connection to Telephone Company services must be placed by the COR. The host and guest(s) may agree that such orders may be placed by the guest(s), but in such cases, the Telephone Company must be provided with an acceptable Letter of Authorization explicitly authorizing the guest(s) to place such orders.</p>	
<p>e. All terms and conditions for Physical EIS as described in this Section will apply. In addition, the following terms and conditions will apply to Shared Physical EIS Arrangements.</p> <ul style="list-style-type: none">- The host and guest(s) must each be collocating for the purpose of interconnecting to Telephone Company services.	
<ul style="list-style-type: none">- The COR assumes the responsibility for the guest's violation of all tariff regulations and other requirements related to a Shared Physical EIS Arrangement and will be liable for any damage or injury to the Telephone Company caused by the conduct of the guest(s) to the same extent as the COR would be liable if it had engaged in such conduct itself. The COR will also indemnify the Telephone Company against any third-party claims resulting from the guest's conduct to the same extent as it would be responsible for such indemnification if it had engaged in such conduct itself.	
<ul style="list-style-type: none">- The Telephone Company will issue only one identifying CLLI code and provide it to the host.	

XVIII. EXPANDED INTERCONNECTION SERVICES (Continued)

- All occupancy and specific Physical EIS Arrangement communications will be between the host and the Telephone Company as specified in this tariff.	
- The host will remain responsible for all costs associated with the Shared Physical EIS Arrangement. The Telephone Company will not split bill any of the rate elements associated with the Physical EIS Arrangement between the host and its guest(s) (e.g., Engineering Fee, Cable Space and Cable Pull, dc Power, Overhead Superstructure, Cage Enclosure, and Partition Space, etc.).	
H. <u>Virtual EIS</u>	
1. <i>Availability of Service</i>	
a. Virtual EIS will be available to customers at all wire centers and access tandems.	
b. Virtual EIS provides the means to interconnect, through an optical channel interface, to specified interstate Access Services. Virtual EIS provides:	
(1) Connection between customer provided and Telephone Company provided fiber optic transport facilities at a meet point within the mutually agreed to Telephone Company designated space outside a Telephone Company wire center or access tandem, such as a manhole, and	
(2) Conversion of optical to electrical signals, as appropriate, to allow interconnection between customer provided transport facilities and other specified interstate Telephone Company services.	
c. The interconnection point for virtual EIS is the demarcation between ownership of the cable facilities.	
d. The Telephone Company will designate locations close to the wire center or access tandem to be used as interconnection points for customer's facilities.	
e. None of the provisions of Section XVIII.E.4. apply or extend to any patron of the customer purchasing virtual EIS from the Telephone Company.	
f. Customers have the option of monitoring their Virtual EIS equipment or having the Telephone Company monitor the equipment alarms. Information will be provided in the packet of general information.	
2. <i>Obligations of the Customer</i>	
a. When ordering EIS, the customer shall designate the type of wire center or access tandem transmission equipment dedicated to their use. The customer may specify equipment which may be different from the equipment normally used by the Telephone Company to provide interstate Access Services.	
b. The customer may monitor and control the performance of all facilities and equipment used in the provision of virtual EIS.	

XVIII. EXPANDED INTERCONNECTION SERVICES (Continued)

c. The customer is responsible for costs associated with training Telephone Company employees to install and maintain equipment other than equipment normally used by the Telephone Company.	
d. The Telephone Company and the customer will work cooperatively to determine proper equipment and facilities requirements.	
e. The customer is responsible for initiating a request for maintenance of customer's facilities and termination equipment.	
f. Unless the customer advises the Telephone Company pursuant to <i>b.</i> of this subsection, the customer shall provide to the Telephone Company, and the Telephone Company will hold on-site, the vendor's recommended spare card package for all EIS equipment within the requested wire center or access tandem. The customer shall also provide shipping containers with destination labels and postage paid for the card to be shipped. Upon the detection of a bad card, the Telephone Company will replace such card with a spare card, and will arrange to tag and prepare the defective card for prompt shipment to the customer, and arrange for mailing the container as specified on the label. Upon receipt of the card by the customer, the customer shall replace the defective card as quickly as possible to ensure that a full complement of spares are on-site. The customer will be responsible for repairing and maintaining an adequate set of spares within its operation to minimize delays in replenishing spares on-site.	
Should the customer provide spare cards on-site, the Telephone Company will respond to virtual equipment outages at times consistent with the objectives that the Telephone Company sets for itself.	
The customer must advise the Telephone Company in writing if it will not provide the vendor's spare card package for virtual EIS equipment on-site, as required in <i>a.</i> of this subsection. Should the customer not provide the vendor's recommended spare card package for the virtual EIS equipment on-site and the customer's equipment suffers an outage: (1) The customer will be responsible for delivering the necessary spare card(s) to a Telephone Company Technician at the central where the outage has occurred;	
(2) The Telephone Company will not be held accountable for any service degradation due to the absence of on-site spare cards;	
(3) The Telephone Company will not be held to the same equipment outage restoration objectives, as if the spare cards were stored on-site; and,	
(4) The customer is responsible for expenses incurred by the Telephone Company for the additional time the Telephone Company's personnel expended to correct the equipment outage due to waiting for the delivery of the spare cards. Charges will be based on the applicable Additional Labor Charges as set forth under Section IX.B..	

XVIII. EXPANDED INTERCONNECTION SERVICES (Continued)

<p>g. For those Virtual EIS arrangements established on or after February 1, 2004, the customer will have one of the following options:</p> <p>(1) The Virtual EIS equipment shall be provided by the customer and leased to the Telephone Company for the sum of one dollar (\$1.00). The term of the operating lease will run for the duration of the Virtual EIS arrangement, at which time the customer will remove the equipment. The customer will retain ownership of the Virtual EIS equipment. The Telephone Company will exercise exclusive physical control over the Virtual EIS equipment. The cabling between manhole zero and the central office splices will be included in the leasing arrangement.</p>	
<p>(2) The customer shall execute a Bill of Sale for one dollar (\$1.00) with the Telephone Company to transfer ownership of the equipment from the customer to the Telephone Company. The Bill of Sale must be executed by the customer prior to the equipment being placed in-service. Upon termination of the Virtual EIS arrangement, the Telephone Company will execute a Bill of Sale for one dollar (\$1.00) with the customer to transfer ownership of the equipment from the Telephone Company to the customer.</p>	
<p>h. Virtual equipment augmentation requests may only be provisioned upon receipt of a completed application and the applicable Engineering/Augment fee.</p>	
<p>i. The customer is responsible for providing all specialized test equipment required to monitor and maintain non-standard equipment that the Telephone Company virtually terminated on behalf of the customer.</p>	
<p>3. Operation and Maintenance</p> <p>Where the Telephone Company uses contractors for installation, maintenance or repair of services, the customer may hire the same contractor directly for installation, maintenance or repair of EIS arrangements.</p>	
<p>Where the Telephone Company does not use contractors, customer designated termination equipment customer provided and facilities used in the provision of EIS will be installed, maintained and repaired by the Telephone Company. The Telephone Company will maintain and repair the customer designated termination equipment under the same time frame and standards rate as its own equipment.</p>	
<p>Customers are not allowed into Telephone Company Wire Centers and access tandems to work on Virtual EIS equipment.</p>	
<p>4. Customer Terminating Equipment Requirements</p> <p>a. Customer equipment installed in the Telephone Company manhole or similar location must comply with either the Telephone Company's list of approved products, or equipment that complies with central office environmental and transmission standards in effect at the time the interconnection is made. This list of approved products and/or equipment is the same as used by the Telephone Company and its contractors. EIS customers will be notified of any change in the Telephone Company's list of approved products and/or equipment.</p>	

XVIII. EXPANDED INTERCONNECTION SERVICES (Continued)

b. The customer shall be responsible for supplying the following: Fiber Optic Cable and Fire Retardant Sheath Equipment located within the wire center or access tandem	
c. The customer shall be required to provide DS1 cable facilities in sufficient capacity for the Telephone Company to wire DS1 services in multiples of twenty-eight (28).	
d. The customer shall be responsible for bringing its fiber optic cable to the wire center or access tandem manhole and leave sufficient cable length in order for the Telephone Company to be able to fully extend such cable through to the customer's space. No splicing will be permitted in the manhole. Upon discontinuance of EIS, the customer relinquishes all rights, title and ownership of cable to the Telephone Company.	
e. The Telephone Company is responsible for installing customer provided fiber optic cable in the cable space or conduit from the manhole to the wire center or access tandem. This may be shared conduit with dedicated inner duct. The customer shall not be permitted to reserve wire center or access tandem cable space or conduit. If new conduit is required, the Telephone Company will negotiate with the customer to determine the specific location. The Telephone Company reserves the right to manage its own wire center or access tandem conduit requirements and to reserve vacant space for planned facility additions.	
f. The Telephone Company is responsible for installing a cable splice where the customer provided fiber optic cable meets customer provided fire retardant riser cable within the wire center or access tandem cable vault or designated splicing chamber. The Telephone Company will provide space and racking for the placement of the splice enclosure. The Telephone Company will tag all entrance facilities to indicate ownership. The Telephone Company is responsible for placing the customer's fire retardant riser cable from the cable vault to the terminating equipment. The customer is responsible for providing fire retardant riser cable that meets Telephone Company standards.	
g. Customer interconnection equipment installed with the Telephone Company's wire center or access tandem facilities shall be subject to and comply with Telephone Company practices for ac/dc bonding and grounding requirements. This information will be provided to the customer in the general information packet.	
h. Upon installation of the customer's equipment, with prior notice, the Telephone Company will schedule time to work with the customer during the turn-up phase of the equipment to ensure proper functionality between the customer's equipment and the connections to the Telephone Company equipment. The time period for this to occur will correspond to the Telephone Company's maintenance window time period.	
i. All equipment installed within the Telephone Company wire center or access tandem facilities shall meet the industry standard requirements as applicable for Physical EIS as in XVIII.G.4..	

XVIII. EXPANDED INTERCONNECTION SERVICES (Continued)

I. Rate Regulations

This section contains specific regulations governing the rates and charges that apply for EIS. These charges are in addition to the applicable rates and charges for the Switched or Special Access Service ordered, as specified in Sections VII. and VIII. of this tariff.

1. *Types of Rates and Charges*

There are two (2) types of rates and charges. These are monthly rates and nonrecurring charges.

a. Monthly Rates

Monthly rates are recurring charges that apply each month or fraction thereof that EIS is provided. Monthly rates for EIS will commence upon completion of the installation of the customer's designated termination equipment irrespective of when the Switched or Special Access service is connected.

(1) Partition Space Charge

Partition Space is a monthly recurring charge associated with the provisions of suitable physical EIS space in a specific wire center or access tandem. The charge includes those costs that relate directly to the land and building space itself. The Partition Space Charge applies on a per square foot basis for Physical EIS.

(2) Cable Space Charge

The Cable Space Charge is a monthly recurring charge, applied per twelve fiber cable, associated with the space within the conduit, riser, cable racks, manhole and cable vault which the customer's cable occupies. This charge applies for physical or virtual EIS.

(3) dc Power

The dc Power Charge is a monthly recurring charge associated with the provision of dc power to the customer's space for physical or virtual EIS. The dc Power Charge applies on a 40 amp increment.

(4) Maintenance

The Maintenance Charge is a monthly recurring charge associated with maintenance of the customer designated termination equipment. The charge is applicable per base module for virtual EIS.

(5) Environmental Conditioning

Environmental Conditioning is a monthly recurring charge associated with the provision of heating, ventilation, and air conditioning systems for the customer's physical EIS equipment in the Telephone Company's wire center or access tandem. The environmental Conditioning charge is applied on a per 40 amp increment based on the customer's dc Power requirements.

XVIII. EXPANDED INTERCONNECTION SERVICES (Continued)

<p>(6) Building Modification</p> <p>Building Modification is a monthly recurring charged associated with provisioning the following items for physical EIS in the Telephone Company's wire center or access tandem: security, dust partition, ventilation ducts, demolition/site work, lighting, outlets, and grounding equipment. The Building Modification charge is applied to each physical EIS arrangement.</p>	
<p>b. Nonrecurring Charges</p> <p>Nonrecurring charges are one-time charges that apply for specific work activity. The types of nonrecurring charges that apply for EIS are those listed below.</p> <p>(1) Conversion Fee</p> <p>The Conversion Fee of two thousand five hundred dollars (\$2,500) is associated with the work performed to convert existing collocated services to virtual EIS arrangements where no changes in customer designated termination equipment or facilities or Telephone Company provided equipment and facilities are required. The customer may request multiple wire centers or access tandems to be converted on one order. The Conversion Fee applies per order in lieu of the Engineering/Installation Fee.</p>	
<p>(2) Cable Pull Charge</p> <p>The Cable Pull Charge is associated with the work performed by the Telephone Company to pull and splice the customer's cable from the manhole to the cage or to the customer designated termination equipment. This charge applies per wire center or access tandem, per twelve fiber cable terminated for physical or virtual EIS.</p>	
<p>(3) Physical Engineering Fee</p> <p>The Physical Engineering Fee is associated with work performed by the Telephone Company to determine space requirements, engineer adequate amounts of power, heat, ventilation and air conditioning, and ensure adequate fire protection for physical EIS. This charge applies to Physical EIS and minor augment requests on a per order, per wire center or access tandem basis.</p>	
<p>(4) Cage Enclosure</p> <p>The Cage Enclosure charge is associated with work performed by the Telephone Company to construct a cage for the customer's terminating equipment for physical EIS. This charge includes, one charge circuit system, and electrical sub-panel. This element also includes material cost for the cage enclosure. This element is optional, the customer may sub-contract this work to a Telephone Company approved contractor.</p>	
<p>This charge provides a one hundred (100) square foot enclosure. Upon request of the customer, additional space may be provided in increments of one hundred (100) square feet per additional one hundred (100) square feet.</p>	

XVIII. EXPANDED INTERCONNECTION SERVICES (Continued)

<p>(5) Engineering/Installation Fee</p> <p>The Engineering/Installation Fee is associated with work performed by the Telephone Company to determine space requirements, engineer adequate amounts of power to the equipment, ensure adequate fire protection and install customer designated termination equipment for virtual EIS.</p>	
<p>An Engineering/Installation Fee is shown in XVIII.L. shall apply for the installation of the base unit card and each DS1 or DS3 card.</p>	
<p>(6) Overhead Superstructure</p> <p>The Overhead Superstructure is associated with work performed by the Telephone Company for the extension of overhead racking for the placement of customer provided cable for physical EIS.</p>	
<p>(7) dc Power</p> <p>The dc power charge is associated with work performed by the Telephone Company for the extension of power to the customer's cage. This charge applies on a per 40 amp increment for physical or virtual EIS.</p>	
<p>(8) Training</p> <p>The customer shall be solely responsible for all costs associated with training Telephone Company personnel on the installation, maintenance, monitoring and operation of EIS equipment that the Telephone Company does not use in normal operations within the requested central office. The customer will be responsible for:</p> <p>(a) The arrangement and prepayment for required training seminars, including tuition, and related course materials.</p>	
<p>(b) All travel expenses, including airfare and car rentals, associated with the training. All charges not prepaid by the customer will be passed on to the customer based on ticket stubs and/or receipts.</p>	
<p>(c) Providing the Telephone Company personnel to be trained a forty dollars (\$40) per diem for meals during the training period.</p>	
<p>(d) All expenses associated with follow up training necessitated by changes in technology or upgrades made to such non-standard equipment, and for additional training required within the Telephone Company's normal staffing levels and assignment policies. The customer will provide the supplemental training described herein, per the same terms and conditions provided in this Section.</p>	
<p>(e) Reimburse to the Telephone Company for the hours spent in training by Telephone Company personnel, based on the labor rates as set forth in Section IX.B. and will be billed per half hour or fraction thereof.</p>	

XVIII. EXPANDED INTERCONNECTION SERVICES (Continued)

<p>The equipment training for all Telephone Company personnel responsible for the Virtual EIS equipment within the requested central office must be completed prior to placing the EIS equipment in-service.</p>	
<p>(9) Access Ordering Charge</p> <p>The Switched Access Ordering Charge applies, per ASR, for the installation, addition, change, rearrangement or move of EIS Switched and Special Access Service facilities, except as specified in <i>VII.E.4.b.</i>. The appropriate service installation charge for the service termination(s) will also apply.</p>	
<p>When an EIS is moved to a different CDL, a new minimum period will be established for the installed Switched or Special Access Service. The customer will remain responsible for all remaining minimum period charges associated with the disconnected Switched or Special Access Service. For Switched or Special Access Services subject to payment plan regulations, the same payment plan will remain in force.</p>	
<p>(10) Access Card Charge</p> <p>The costs associated with the issuance and replacement of access cards that allow a customer's employees to access Telephone Company wire centers and access tandems.</p>	
<p>(11) BITS Timing Charge</p> <p>Cost to provide synchronized timing for electronic communications equipment provided from a central source. This cost includes all the common equipment and port cards to provide fifty (50) ports of DS1 and fifty (50) ports of CC (Composite Clock) capability. This is a monthly recurring and nonrecurring charge based on each port requested by the customer.</p>	
<p>(12) Cable Material Charge</p> <p>The customer will be assessed the Cable Material charge if it elects to have the Telephone Company purchase all cables required to accommodate the EIS arrangement. The rate includes all costs associated with cable materials provided to the customer. This cost includes DS0, DS1, DS3 transmission cables, shielded cable, power cables and ground cables.</p>	
<p>(13) Minor Augment Fee</p> <p>The fee submitted with an application to recover the cost to review and implement changes to an existing EIS arrangement. Minor augments are those requests that do not require more AC or DC power, additional equipment that generates more BTU's of heat, or increase the caged floor space, over what the customer requested in its original application. The requirements for a minor augment request cannot exceed the capacity of the existing electrical/power or HVAC system.</p>	

XVIII. EXPANDED INTERCONNECTION SERVICES (Continued)

2. <i>Minimum Periods</i>			
a. The Minimum Period applicable to monthly EIS rate elements specified is six (6) months.			
b. When EIS is discontinued prior to the expiration of the Minimum Period, charges are applicable for the remaining month(s) and/or fraction thereof of the Minimum Period.			
J. <u>EIS Rates and Charges</u>			
1. <i>Cable Space and Cable Pull</i>			
<u>State</u>	Monthly Charge Per Twelve Cable <u>Cable Space</u>	Nonrecurring Charge Per Twelve Cable <u>Cable Pull</u>	
Washington	19.64	1,202.00	
2. <i>dc Power</i>			
<u>State</u>	Monthly Charge Per 40 Amps <u>Per 40 Amps</u>	Nonrecurring Charge Per 40 Amps <u>Per 40 Amps</u>	
Washington	413.00	4,375.00	
K. <u>EIS Exempt Wire Centers and Access Tandems</u>			
<p>If the Telephone Company is unable to accommodate a Physical or Virtual EIS request at a wire center or access tandem due to space limitations or other technical reasons, the Telephone Company will post a list of all the exempt wire centers and access tandems on its Website and will update the list within ten (10) days of any known changes. This information will be listed at the following public Internet URL:</p> <p>https://get.ziPLYfiber.com/</p>			

XVIII. EXPANDED INTERCONNECTION SERVICES (Continued)

L. Virtual EIS Rates and Charges

STATE

MONTHLY CHARGE

MAINTENANCE per base module

NONRECURRING CHARGES

ENGINEERING/INSTALLATION FEE

per base module

OC1 90 Mbps

OC3 OC12

OC24

OC48

NGDLC

ENGINEERING/INSTALLATION FEE

per card installed

OC1 DS

DS3

90 Mbps DS1

DS3

OC3 DS1

DS3

OC12 DS3

OC24 DS3

OC48 DS3

NGDLC DS0

DS1

DS3

XVIII. EXPANDED INTERCONNECTION SERVICES (Continued)

STATE		Washington
MONTHLY CHARGE		
MAINTENANCE per base module		218.65
NONRECURRING CHARGES		
ENGINEERING/INSTALLATION FEE		
Per base module		
OC1		4,078.52
90 Mbps		4,078.52
OC3		4,751.88
OC12		5,425.24
OC24		6,217.22
OC48		7,009.20
NGDLC		7,009.20
ENGINEERING/INSTALLATION FEE		
Per card installed		
OC1	DS1	259.40
	DS3	532.58
90 Mbps	DS1	259.40
	DS3	532.58
OC3	DS1	259.40
	DS3	532.58
OC12	DS3	532.58
	DS3	532.58
OC24	DS3	532.58
	DS3	532.58
NGDLC	DS0	129.70
	DS1	259.40
	DS3	532.58

M. Physical EIS Rates and Charges

Physical EIS will be provided at the rates and charges set forth below. The rates and charges shown will apply to each EIS at the specific wire center or access tandem for the applicable jurisdiction.

1. *Engineering Fee*

	Nonrecurring Charge
	Physical EIS
<u>State</u>	<u>Engineering Fee</u>
Washington	4,998.00

XVIII. EXPANDED INTERCONNECTION SERVICES (Continued)

<i>2. Overhead Superstructure</i>			
<u>State</u>	Nonrecurring Charge Physical EIS <u>Engineering Fee</u>		
Washington	2,460.00		
<i>3. Cage Enclosure</i>			
<u>State</u>	Nonrecurring <u>Charge</u>		
Washington	5,103.00		
<i>4. Partition Space</i>			
<u>State</u>	Monthly <u>Charge</u> Partition Space <u>Per Square Foot</u>		
Washington	5.38		
<i>5. Bits Timing Charge</i>			
<u>State</u>	Monthly Charge Per <u>Port</u>	Nonrecurring Per <u>Port</u>	
Washington	11.00	275.00	

XVIII. EXPANDED INTERCONNECTION SERVICES (Continued)

6. <i>Cable Material – Per Cable Run</i>	
<u>DSO Cable (Connectorized) 100 pair</u>	
<u>State</u>	<u>Nonrecurring Charge</u>
Washington	331.00
<u>DS1 Cable (Connectorized)</u>	
<u>State</u>	<u>Nonrecurring Charge</u>
Washington	307.00
<u>DS3 Coaxial Cable</u>	
<u>State</u>	<u>Nonrecurring Charge</u>
Washington	84.00
<u>Shielded Cable (Orange Jacket)</u>	
<u>State</u>	<u>Nonrecurring Charge</u>
Washington	34.00
<u>1/0 Power Cable</u>	
<u>State</u>	<u>Nonrecurring Charge</u>
Washington	93.00
<u>2/0 Power Cable</u>	
<u>State</u>	<u>Nonrecurring Charge</u>
Washington	135.00

XVIII. EXPANDED INTERCONNECTION SERVICES (Continued)

<u>3/0 Power Cable</u>	
<u>State</u>	<u>Nonrecurring Charge</u>
Washington	149.00
<u>4/0 Power Cable</u>	
<u>State</u>	<u>Nonrecurring Charge</u>
Washington	307.00
<u>350 MCM Power Cable</u>	
<u>State</u>	<u>Nonrecurring Charge</u>
Washington	313.00
<u>500 MCM Power Cable</u>	
<u>State</u>	<u>Nonrecurring Charge</u>
Washington	437.00
<u>750 MCM Power Cable</u>	
<u>State</u>	<u>Nonrecurring Charge</u>
Washington	673.00
7. Minor Augment Fee	
<u>State</u>	<u>Nonrecurring Charge</u>
Washington	200.00
8. Access Card Charge	
<u>State</u>	<u>Nonrecurring Charge</u>
Washington	21.00

XVIII. EXPANDED INTERCONNECTION SERVICES (Continued)

9. <i>Environmental Conditioning</i>		
	<u>Monthly Rate</u>	
<u>State</u>	<u>Per 40 AMP Increment</u>	
Washington	106.49	
10. <i>Building Modification</i>		
	<u>Monthly Rate</u>	
<u>State</u>		
Washington	238.91	
N. <u>Expanded Interconnection Service Alternatives</u>		
Competitive Alternate Transport Terminal (CATT) Arrangement:		
1. <i>General</i>		
The Competitive Alternate Transport Terminal (CATT) arrangement provides third party competitive fiber providers (CFPs) access to a shared, alternate splice point within a Telephone Company wire center for the sole purpose of splicing its facilities for distribution to EIS arrangements within that wire center.		
All applicable universal regulations that apply to EIS customers as set forth in this Section also apply to the CFP and its facilities to the CATT.		
2. <i>Service Description</i>		
The CATT arrangement allows for the placing of a maximum of four hundred thirty-two (432) fibers and a minimum of seventy-two (72) fibers, per entrance manhole, in an Alternate Splice Area (ASA), as determined by the Telephone Company, within a Telephone Company wire center. CFPs will be billed for the entire capacity of the fiber that is placed regardless of the number of fibers spliced initially. At the option, of the CFP up to an additional four hundred thirty-two (432) diversely routed fibers may be spliced at the CATT, where manhole space and conduit is available. In those wire centers with only one (1) entry point, a CFP may request Special Construction of any additional entry points as described in Section VI.A.12. preceding.		
The CFP is responsible for all splicing done at the CATT. CFPs shall splice and terminate a minimum of twenty-four (24) fibers at the CATT upon cable installation, per entrance facility, for use in the wire center.		
All CFP facilities and splices must comply with the NEBS standards as set forth in Section XVIII.G.4.j. preceding.		

XVIII. EXPANDED INTERCONNECTION SERVICES (Continued)

Prior to all CATT installations, the CFP will be required to attend a pre-construction meeting or teleconference with the Telephone Company. The meeting will be attended by Telephone Company and CFP technical subject matter experts to review the details of the CATT installation, Telephone Company procedures, project schedule and exchange documentation on the engineering specifics of the project.	
All work performed by a CFP or its agents on Telephone Company premises requires an authorized Telephone Company representative to escort the CFP or its agents and provide access to the wire center.	
The CFP must provide the Telephone Company seventy-two (72) hours written notice to allow for assignment of an escort for the project. The applicable Additional Labor Charges in Section IX.B.6. are applied per Telephone Company representative, per half-hour (1/2 hour), to recover Telephone Company escort (s') time.	
Activities requiring an escort are: a. CFP Cable Pull – CFP installation of the fiber cable from manhole zero to the CATT arrangement by a Telephone Company approved vendor.	
b. CFP Cable Splice – CFP installation of the fiber and the splice tray at the CATT arrangement and the splicing of the EIS customer provided fiber at the CFP's splice tray at the CATT arrangement.	
c. CFP Cable Maintenance – The CFP maintenance on defective splices and fiber cables installed by the CFP at the CATT.	
d. EIS Customer Cable Pull – EIS customer installation of the fiber cable from its Physical EIS arrangement to the CATT arrangement.	
CATT arrangements are subject to space availability, i.e., floor space, duct space, etc., within Telephone Company wire center premises.	
Upon receipt of a completed CATT Application and fee, the Telephone Company will provide the CFP a CATT price quote within eight (8) business days from receipt of the application. The quote will be honored for thirty (30) days from issuance of the quote.	
The Telephone Company will initiate billing for all applicable recurring and non-recurring charges when the CFP completes the installation of its fiber cable and splice tray and the installation is inspected by the Telephone Company.	

XVIII. EXPANDED INTERCONNECTION SERVICES (Continued)

<p>3. Provisioning of CFP Facilities to the CATT</p> <p>The CFP will be responsible for supplying and pulling the fiber cable from the Telephone Company designated manhole to the ASA location, designated by the Telephone Company, by a Telephone Company approved vendor. Telephone Company personnel will approve the cable to be provided by the CFP before it is pulled into the wire center. An authorized Telephone Company representative must escort the approved vendor(s) during the cable pull and the splicing at the CATT. The CFP must follow all Telephone Company cable installation requirements and procedures.</p>	
<p>The CFP must provide a Telephone Company approved splice tray and fire retardant cable enclosure before any splicing to the CATT is done. Enclosures and splice trays installed by the CFP must equal the capacity of the installed fiber at seventy-two (72) fibers per shelf.</p>	
<p>The CFP will not store any equipment in the CATT area other than the splice tray and cable enclosure.</p>	
<p>All testing of the spliced facility (e.g., end-to-end, bi-directionality, etc.) is the responsibility of the CFP. The CFP is also responsible for the maintenance of its fiber.</p>	
<p>The Cable Space Charge, as set forth in Section XVIII.J.1., preceding, is assessed to the CFP for the space in the zero manhole, conduit, riser and cable rack occupied by the fiber cable between the manhole and the CATT arrangement.</p>	
<p>The Telephone Company will not allow transition splices within the cable vault. All CFP entrance fiber cables and activities associated with pulling the cable into the wire center and to the CATT arrangement must comply with Telephone Company practices and procedures. At any time, should the CFPs' installation be found in non-compliance with Telephone Company practices, the CFP will be responsible for correcting the problem within forty-eight (48) hours of notification by the Telephone Company.</p>	
<p>The Telephone Company provides and retains ownership of the equipment bay used in the CATT arrangement. The Telephone Company may conduct a quality inspection when the work is completed. At any time, should the CFPs installation be found in non-compliance with the Telephone Company practices, the CFP will be responsible for correcting the problem within forty-eight (48) hours of notification by the Telephone Company.</p>	
<p>The CFP shall be responsible for the maintenance of defective splices and fiber cables installed by the CFP. An authorized Telephone Company representative must escort the CFP, or approved CFP agents, while any maintenance is performed on the CATT arrangement. Charges for escorting will be based on the applicable Additional Labor rates as set forth under Section IX.B.6..</p>	
<p>The CFP will be responsible for placing an identification tag on its entrance fiber every twenty (20) feet. The ID tags should include CFP company name, emergency contact name and telephone number, cable ID number and eleven (11) character Common Language Location Identifier (CLLI) Code. The CFP splice tray at the CATT must also be labeled with the same CFP information.</p>	

XVIII. EXPANDED INTERCONNECTION SERVICES (Continued)

Installation of CFP facilities is subject to all applicable regulations for EIS provided facilities as set forth in section XVIII.G.4. preceding.	
<p>4. Provisioning of Facilities from CATT to EIS Arrangements</p> <p>EIS customers may request CFP provided CATT transport connections in a minimum of twelve (12) strand increments in wire centers, where available, for Physical or Virtual EIS arrangements.</p>	
The EIS customer must submit an EIS Application Form , as set forth in Section XVIII.E.1. and Section XVIII.E.2. preceding, in addition to the applicable Application Fee when ordering a CATT transport connection along with an initial EIS arrangement.	
When the EIS customer requests a CATT transport connection for an existing EIS arrangement, the EIS customer must submit an EIS Augment Application and a Minor Augment Fee for the CATT connection. The Minor Augment Fee can be found in Section XVIII.M.7., preceding.	
Physical EIS customers must use a Telephone Company approved vendor and adhere to Telephone Company engineering specifications and practices. The vendor will hand off the cable to the CFP who will splice the cable at the CATT. An authorized Telephone Company representative must escort the EIS customer's vendors during the installation of the cable. The demarcation point will be a minimum of five feet from the CATT.	
For Virtual EIS arrangements, the Telephone Company will place/pull the EIS customer provided fiber cable (minimum twelve (12) strands) from the EIS customer's Virtual EIS arrangement and hand off the cable to the CFP in the CATT area. The CFP will perform the splice at the CATT under Telephone Company escort. The demarcation point will be a minimum of five (5) feet from the CATT.	
A facility pull charge will be applied to the EIS customer for the labor hours required when the Telephone Company places/pulls the EIS customer provided fiber cable (minimum twelve (12) fibers) from their Virtual EIS arrangement to the hand off to the CFP in the CATT area. The charge assessed to the CFP is based on the total labor hours times the applicable Labor Charges in Section IX.B.6. of this tariff.	
Installation of CFP facilities from the CATT is subject to all applicable regulations for EIS customer-provided facilities as set forth in Section XVIII.G.4. preceding.	
<p>5. Cancellation of a CATT Arrangement</p> <p>Upon written notice by the CFP to the Telephone Company and all CATT customers of the cancellation of the CATT arrangement or discontinuance of the CATT arrangement by the Telephone Company due to default by the CFP, the following conditions would apply:</p> <p>a. Upon notice of a CATT arrangement cancellation, the CFP shall continue to provide the CATT service for all EIS customers spliced to the CATT arrangement for a minimum of sixty (60) days after said notice. The date that the CATT service will no longer be available is the "effective cancellation date". The cancellation notice must include the effective cancellation date.</p>	

XVIII. EXPANDED INTERCONNECTION SERVICES (Continued)

b. The CFP would be responsible for removal of its splice tray(s) and support equipment from the CATT relay rack.	
c. Removal of all CFP provided fiber cable from the premises within thirty (30) days after the effective cancellation date. The CFP will perform the removal under Telephone Company escort. The customer will be charged the appropriate Additional Labor charge in Section VII.B.7. for the escort.	
d. The Telephone Company reserves the right to remove the CFPs equipment if the CFP fails to remove and dispose of the fiber and equipment within thirty (30) days after the effective cancellation date. The CFP will be charged the appropriate Additional Labor charge in Section VII.B.7. for removal of the fiber and equipment.	
6. Cancellation of the EIS Customer's Connection to the CATT Arrangement Upon written notice from the EIS customer of the cancellation of its CATT connection, EIS arrangement or notice by the CFP of the effective cancellation date that the CATT arrangement will be discontinued, the following conditions would apply: a. The EIS customer would be responsible for removal of its EIS customer-provided fiber cable from the EIS arrangement to the CATT arrangement within thirty (30) days after the effective cancellation date.	
b. For Physical arrangements, the EIS customer will perform the removal of the fiber cable, under Telephone Company escort. The EIS customer will be charged the appropriate Additional Labor charge in Section IX.B.6. for the escort.	
c. The Telephone Company reserves the right to remove the EIS customer's fiber cable if the EIS customer fails to remove and dispose of the fiber cable thirty (30) days after the effective cancellation date. The customer will be charged the appropriate Additional Labor charge in Section IX.B.6. for removal of the fiber cable.	
d. For Virtual arrangements, the Telephone Company will remove the fiber cable. The EIS customer will be charged the appropriate Additional Labor charge in Section IX.B.6. for the removal of the cable.	
7. Rate Regulations a. CATT Application Fee A CATT Application Fee, as set forth in Section XVIII.N.1.h.(1) following, is to be submitted by the CFP in order to process their completed application. The CATT Application Fee is a nonrecurring charge and recovers the expenses associated with the application processing, initial engineering site survey to assess space availability and the administrative activities performed by the Telephone Company in the processing of the request. The CATT Application Fee is non-refundable and applies for each request in which CFP facilities will be spliced at the CATT. The Telephone Company will process applications on a first-come, first-served basis.	

XVIII. EXPANDED INTERCONNECTION SERVICES (Continued)

<p>b. Engineering and Implementation Fee</p> <p>An Engineering and Implementation Fee, as set forth in Section <i>XVIII.N.1.h.(2)</i> following, applies for Telephone Company planning, engineering and project management of CATT equipment installations and associated cabling. This nonrecurring charge applies to new CATT arrangements, as well as fiber or equipment augments to existing CATT arrangements.</p>	
<p>c. Relay Rack Space – Per Splice Tray</p> <p>The Relay Rack Space – Per Splice Tray rate, as set forth in Section <i>XVIII.N.1.h.(3)</i> following, is assessed monthly to the CFP for the cost of providing the floor space for the CATT and for the Telephone Company provided equipment bay.</p>	
<p>d. Cable Rack Space – CATT to EIS Arrangement</p> <p>This is a monthly recurring charge assessed, per innerduct foot of twelve (12) fiber cable, to the EIS customer for the overhead superstructure space the fiber cable occupies from the CATT to the EIS arrangement. The rates for the Cable Rack Space-CATT to EIS Arrangement are in Section <i>XVIII.N.1.h.(4)</i>, following.</p>	
<p>e. Facility Pull – Labor</p> <p>A charge to pull the fiber cable will be assessed to the EIS customer for the labor hours required by the Telephone Company to place/pull the EIS customer-provided fiber cable (minimum twelve (12) fibers) from their virtual EIS arrangement to the hand off to the CFP in the CATT area. The charge assessed the CFP is based on the total labor hours times the rate from the applicable Labor Charges in Section <i>IX.B.6.</i> of this tariff.</p>	
<p>f. Overhead Superstructure</p> <p>The Overhead Superstructure charge, as set forth in Section <i>XVIII.M.2.</i>, preceding, is used to recover the Telephone Company's engineering, material and installation costs for extending dedicated overhead racking required to deliver a CFP's or EIS customer's fiber to and from a CATT arrangement.</p>	
<p>g. Cable Space Charge</p> <p>The Cable Space Charge, as set forth in Section <i>XVIII.J.1.</i>, preceding, is assessed to the CFP for the space in the zero manhole, conduit, riser and cable rack occupied by the fiber cable between the manhole and the CATT arrangement.</p>	

XVIII. EXPANDED INTERCONNECTION SERVICES (Continued)

8. <i>Rates and Charges</i>		
a. CATT Application Fee		
<u>State</u>	<u>Nonrecurring Charge</u>	
Washington	564.50	
b. Engineering and Implementation Fee		
<u>State</u>	<u>Nonrecurring Charge</u>	
Washington	919.65	
c. Relay Rack Space – Per Splice Tray		
<u>State</u>	<u>Nonrecurring Charge</u>	
Washington	12.44	
d. Cable Rack Space, Per Innerduct Foot		
<u>State</u>	<u>Monthly Charge</u>	
Washington	0.01	

XIX. ADVANCED COMMUNICATIONS NETWORKS

<p>A. <u>General</u></p> <p>This section contains the rules and regulations pertaining to the provision of Packet Switching Network Service^{54 55} and Modem Based Data Aggregation Service (Modem-Based Dial Up Network Access). The regulations and rates specified herein are in addition to the applicable regulations and rates specified in other sections of this tariff.</p>							
<p>The following is a list of the Telephone Company's Open Network Architecture (ONA) Packet Service Basic Service Elements (BSEs) which provide a cross-reference to the generic ONA product names.</p>							
<p>B. <u>Name</u></p> <table> <tr> <th><u>Generic Name</u></th><th><u>The Telephone Company's Name</u></th></tr> <tr> <td>Fast Select Acceptance – Packet</td><td>Fast Select</td></tr> <tr> <td>Fast Select Request – Packet</td><td>Fast Select</td></tr> </table>	<u>Generic Name</u>	<u>The Telephone Company's Name</u>	Fast Select Acceptance – Packet	Fast Select	Fast Select Request – Packet	Fast Select	
<u>Generic Name</u>	<u>The Telephone Company's Name</u>						
Fast Select Acceptance – Packet	Fast Select						
Fast Select Request – Packet	Fast Select						
<p>C. <u>Service Rearrangements</u></p> <p>Service rearrangements are changes to existing (installed) services which may be administrative only in nature, or that involve actual physical change to the service.</p>							
<p>Changes in the type of service will be treated as a discontinuance of the service and an installation of a new service.</p>							
<p>Changes in the physical location of the point of termination are treated as moves which are described and charged for as in <i>D.</i> following.</p>							
<p>Administrative changes to existing service will be made without charge(s) to the customer. Administrative changes are as follows:</p>							
<p>Change of customer name, i.e., the customer or record does not change but rather the name of record changes its name, e.g., XYZ Company to XYZ Communications,</p> <ul style="list-style-type: none"> - Change of customer premises address when the change of address is not a result of a physical relocation of facilities, 							

⁵⁴ Effective November 19, 2005, this service is no longer available to any customer who is not a customer as of November 19, 2005. Effective November 19, 2005, existing customers may not make additions, moves or changes to this service or submit any new orders for this service.

⁵⁵ Pursuant to FCC 17-43, released April 28, 2017, Frontier has detariffed (1) TDM channel terminations for wire centers in competitive counties; and (2) packet-based services. Terms and Conditions for detariffed services can be found in the Interstate Service guide and Pricelist.

XIX. ADVANCED COMMUNICATIONS NETWORKS (Continued)

- Change in billing data (name, address, or contact name or telephone number),	
- Change of customer contact name or telephone number, and	
- Change of customer service element identification.	
- Change of jurisdiction involving no physical changes to the service.	
D. <u>Moves</u>	
A move involves a change in the physical location of the point of termination of service. A move normally involves an interruption of service for the period required to complete the move. No credit allowance will be granted for that period. Special Construction may also be applicable at the different customer premises.	
A customer may request that service not be interrupted during a move. To comply with that request, it may be necessary to install a duplicate service, and subsequently discontinue the existing service. Charges, monthly and nonrecurring, will apply for the duplicate service. A new minimum period will be established for the duplicate portion of the service, depending on which end of the service is moved. The customer will remain responsible for all minimum period charges associated with the corresponding portion of the disconnected service.	
The charge for the move depends on whether the move is within the same CDL or to a different CDL.	
1. <i>Same CDL</i> When the move of a termination is to a new point within the same customer premises (same address and/or same building), the charge for the move will be the installation charge for the portion of the service being reterminated. There will be no change in the minimum period requirements. For services subject to payment plan regulations, the same payment period will remain in force.	
2. <i>Different Customer Premises</i> When the move is to a different customer premises (different address and different building), except as specified below, it will be treated as a disconnect and an installation of service. The appropriate service installation charge for the service termination(s) affected will apply. A new minimum period will be established for the installed service. The customer will remain responsible for all minimum period charges associated with the disconnected service. For services subject to payment plan regulations, a new payment plan will be established and full assessment of the remaining liabilities will be applicable.	
When the move is to a different CDL but served by the same serving wire center, the following conditions apply:	
- A change order will be required.	
- The appropriate service installation charge for the service termination(s) will apply.	

XIX. ADVANCED COMMUNICATIONS NETWORKS (Continued)

<p>- For services subject to payment plan regulations, if the customer of record remains the same with no lapse in service, the appropriate NRCs for changes will apply. Otherwise, the move will be treated as a disconnect and an installation of service and all appropriate NRCs and full assessment of the remaining liabilities will be applicable.</p>											
<p>E. <u>(Reserved for Future Use)</u></p>											
<p>F. <u>(Reserved for Future Use)</u></p>											
<p>G. <u>TCP/IP Data Aggregation Service (Modem Based Dial Up Network Access)</u></p> <p>1. <i>Service Description</i></p> <p>TCP/IP Data Aggregation Service is available in two (2) Modem-Based Dial Up Network Access service options. The basic offering is identified as Option 1 following. The high density offering is identified as Option 2 following.</p> <p>a. Modem-Based Dial Up Network Access service Option 1</p> <p>Modem-Based Dial Up Network Access service Option 1 is only available under the Telephone Companies' tariffs FCC Nos. 5 and 6.</p>											
<p>Modem-Based Dial Up Network Access modem based data aggregation provides analog and ISDN dial-up channels which enable the customer to collect, concentrate, and transport traffic from end users to customer designated locations.</p>											
<p>All IP (Internet Protocol) addressing and authentication are the responsibility of the customer. Modem-Based Dial Up Network Access does not include the end user access service.</p>											
<p>Modem-Based Dial Up Network Access will utilize TCP/IP protocols based on IETF (Internet Engineering Task Force) standards. IETF is the engineering arm of the IAB (Internet Architecture Board). IETF defines protocol standards for Internet services. This tariff supports the following standards:</p> <table data-bbox="440 1346 935 1497"> <tr> <td>IP</td><td>Internet Protocol</td></tr> <tr> <td>TCP</td><td>Transmission Control Protocol</td></tr> <tr> <td>SLIP</td><td>Serial Line IP</td></tr> <tr> <td>CSLIP</td><td>Compressed Serial Line IP</td></tr> <tr> <td>PPP</td><td>Point to Point Protocol</td></tr> </table>	IP	Internet Protocol	TCP	Transmission Control Protocol	SLIP	Serial Line IP	CSLIP	Compressed Serial Line IP	PPP	Point to Point Protocol	
IP	Internet Protocol										
TCP	Transmission Control Protocol										
SLIP	Serial Line IP										
CSLIP	Compressed Serial Line IP										
PPP	Point to Point Protocol										

XIX. ADVANCED COMMUNICATIONS NETWORKS (Continued)

<p>b. Modem-Based Dial Up Network Access service Option 2</p> <p>In addition to the description of service under Modem-Based Dial Up Network Access service Option 1, Modem-Based Dial Up Network Access service Option 2 utilizes high density modem aggregation equipment that accepts a higher data rate of incoming traffic and delivers a higher data rate output than is available under Option 1. The equipment has the capacity for two thousand six hundred eighty-eight (2,688) modems per chassis, as compared with the equipment used for Option 1, which can accommodate up to four hundred eighty (480) modems per chassis. The greater number of modems results in the capability to accept a larger number of incoming calls than is offered under Option 1. The equipment used in this option is designed for this higher traffic volume and requires a minimum input data rate from the central office switch of 45 Mbps, as contrasted with Option 1, where the equipment can accept incoming data up to a maximum rate of 1.544 Mbps. In order to accommodate the greater number of incoming calls and provide the 45 Mbps input, the equipment may use multiplexing functionality to aggregate the traffic from the switch to the modem aggregation equipment.</p>	
<p>Modem-Based Dial Up Network Access service Option 2 is available only under a three-year minimum subscription period, and only with a minimum of one hundred fifty-one thousand one (151,001) channels from the combined Telephone Companies under tariffs FCC Number 4, 5 and 6.</p>	
<p>The modem aggregation equipment is for the exclusive use of the customer, and will be provisioned in accordance with a mutually agreed implementation plan. This option is provisioned with a minimum requirement for one hundred forty-four (144) channels at each Telephone Company central office.</p>	
<p>The service will be delivered to the customer at data rates of 45 Mbps.</p>	
<p>The service provides the customer with monitoring and management capabilities, and gives the customer exclusive operational control over the functionality of the equipment. The customer's operation software and system must be capable of handling the higher data rates available under this option. Specifications for the current system requirements are available from the Telephone Company.</p>	
<p>Modem-Based Dial Up Network Access service provided under Option 1 is available where facilities and conditions permit. Modem-Based Dial Up Network Access service provided under Option 2 is available from selected wire centers as identified in NATIONAL EXCHANGE CARRIER ASSOCIATION, INC. TARIFF F.C.C. No. 4. Some of these wire centers are suitably equipped to provide the service while others subtend a suitably equipped wire center. Included in the Modem-Based Dial Up Network Access service Option 2 rates set forth in 5. following is the necessary transport from a subtending wire center to a suitably equipped wire center for this Option 2.</p>	
<p><i>2. Obligations of the Telephone Company</i></p> <p>The Telephone Company has the service responsibility up to and including the network interface. Special Access Lines and Special Transport beyond the Modem-Based Dial Up Network Access service are available from Section VIII..</p>	

XIX. ADVANCED COMMUNICATIONS NETWORKS (Continued)

The Telephone Company will notify the customer of the completion and readiness of the requested Modem-Based Dial Up Network Access site.	
For Modem-Based Dial Up Network Access service Option 2, the Telephone Company will provide the customer with one hundred twenty (120) hours' notice in advance of scheduled maintenance at the Telephone Company's central office that could adversely impact the service.	
For Modem-Based Dial Up Network Access service Option 2, the service includes upgrades to hardware and software at no charge to the customer when the Telephone Company's suppliers make such upgrades available to the Telephone Company without charge, and the Telephone Company reasonably determines it can implement the upgrades at nominal cost.	
3. <i>Obligations of the Customer</i> The customer is responsible for obtaining an appropriate IP address. - The customer's equipment must be compatible with the Telephone Company's equipment.	
- The customer shall furnish information as may be required by the Telephone Company to design and maintain the service and to assure that the service arrangement is in compliance with the regulations contained herein.	
- The customer's equipment must be in compliance with FCC rules and regulations.	
- The customer must maintain software configuration, software management, and authentication control.	
- For Modem-Based Dial Up Network Access service Option 2, the customer will provide the Telephone Company with at least ten (10) business days prior written notice before deploying any new planned software upgrades on the Modem-Based Dial Up Network Access equipment that would implement any new major features or functionalities. Notwithstanding the foregoing, the customer shall be entitled to make emergency software upgrades and code revisions, without prior notice to the Telephone Company, in the event the customer or its end users experience problems in the network that materially and adversely affect the ability of the Modem-Based Dial Up Network Access channels to meet performance requirements.	
- For Modem-Based Dial Up Network Access service Option 2, the customer must notify the Telephone Company of any firm order cancellations to ordered channels before the Telephone Company begins service installation activities. Firm order cancellations received after installation work has started will incur charges for time and materials. Such cancelled channels shall not be subject to the thirty-six (36) month commitment period for the channel.	

XIX. ADVANCED COMMUNICATIONS NETWORKS (Continued)

4. Rate Regulations	
a. Modem-Based Dial Up Network Access service Option 1	
(1) Minimum Period	
(a) The minimum service period for Modem-Based Dial Up Network Access service Option 1 is four (4) years for initial enrollment with two options for extension during the total time of subscription. A five (5) year rate plan is also available.	
(b) For all TCP/IP data aggregation services, the billing will commence on the date customer acceptance has been completed or the sixtieth (60 th) calendar day following the date of the Telephone Company's notification to the customer of site completion, whichever is sooner.	
(2) Rate Application	
(a) Modem-Based Dial Up Network Access service Option 1 rates will be applied on a monthly basis per combined analog or ISDN dial-up channels based upon the total number of billed channels nationwide. The term Nationwide is defined as the aggregate of billed channels for the Telephone Company's. Rates are based on a tiered structure. A dial up channel is defined as an individual circuit from the central office circuit switch to the modem pool.	
In the four (4) year rate plan for modem based dial up TCP/IP, the tiers will be: 4,000-7,999, 8,000-11,999, 12,000-15,999, 16,000-23,999; 24,000-31,999; 32,000-39,999; and, 40,000 channels or more on a nationwide basis.	
In the five (5) year rate plan for modem based TCP/IP dial-up channels, the tiers will be: 8,000-11,999, 12,000-23,999, 24,000-39,999, and 40,000 or more on a nationwide basis.	
In the six (6) year rate plan for modem based TCP/IP dial-up channels, the tiers will be: 40,000-59,999, 60,000-79,999, 80,000-99,999, 100,000-119,999, 120,000-139,999, 140,000-159,999, 160,000-179,999, 180,000-199,999, and 200,000 or more channels on a nationwide basis.	
In the seven (7) year rate plan for modem based TCP/IP dial-up channels, the tiers will be: 200,000-284,999 and 285,000 or more channels on a nationwide basis. When the aggregated number of billed channels reaches 285,000 or more, there are three (3) tiers for billing each of the first 300,000 channels and a separate rate for each additional channel exceeding 285,000. The tiers are 285,000-334,999, 335,000-384,999 and 385,000 or more total aggregated billed channels.	

XIX. ADVANCED COMMUNICATIONS NETWORKS (Continued)

<p>(b) The total number of analog and ISDN Modem-Based Dial Up Network Access service Option 1 channels will determine the rate to be applied to all dial-up channels at each central office. For example, if the total number of dial-up channels is 9,250, all dial-up channels will be rated at the rate for the 8,000-11,999 tier. In those cases where customer orders are awaiting site completion beyond thirty (30) days after ASRs have been verified by the Telephone Company to be provisionable, the rate tier will be determined based upon the total channels billed. Once site completion occurs, XIX.G.4. is applicable.</p>	
<p>(c) Shared use (ratcheting) is not permitted.</p>	
<p>(3) Term of Commitment</p> <p>The service is initially offered as a minimum four (4) year commitment period.</p>	
<p>(4) Commitment Levels</p> <p>An implementation period not to exceed six (6) months for the four (4) year rate plan and twelve (12) months for the five (5) year rate plan will be negotiated between the Telephone Company and the customer. During implementation, the applicable rate will be determined by the total number of modem channels or dedicated ports in service. However,</p> <p>(a) Under the four (4) year rate plan for modem based data aggregation (Modem-Based Dial Up Network Access), if the total number of dial-up channels during implementation is less than 4,000, the rate for 4,000-7,999 will apply. Following the six (6) months implementation period the minimum monthly nationwide commitment is 4,000 combined analog and ISDN dial-up channels. The commitment level will apply to TCP/IP total dial-up channels.</p>	
<p>(b) Under the five (5) year rate plan for modem based data aggregation (Modem-Based Dial Up Network Access), if the total number of dial-up channels during implementation is less than 8,000, the 8,000-11,999 rate will apply. Following the twelve (12) month implementation period, the minimum monthly nationwide commitment is 8,000 combined analog and ISDN dial-up channels. The commitment level will apply to TCP/IP total dial-up channels.</p>	
<p>(5) Changes to Commitment Level</p> <p>Once activated, the total nationwide quantity of analog and ISDN channels must remain in service for the remainder of the commitment period. An allowance of a two percent (2%) decrease to the combined in service quantities of analog and ISDN channels (quantified at each quarterly review) will be permitted. Penalties for not meeting the commitment level are set forth under XIX.G.4.a.(8).</p>	

XIX. ADVANCED COMMUNICATIONS NETWORKS (Continued)

<p>(6) Service Enrollment</p> <p>When the customer elects to enroll in Modem-Based Dial Up Network Access service Option 1, he/she must specify in writing, the enrollment date (which will be the anniversary date). The specified enrollment date must be within one hundred twenty (120) days from receipt of the written enrollment request. The customer must also specify the central offices to be included. By the enrollment date, ASRs must be issued to provide the appropriate amount of TCP/IP Channels to fall within the commitment range specified in XIX.G.4.a.(4)(a) or XIX.G.4.a.(4)(b) as appropriate.</p>	
<p>At enrollment, the minimum modem based services per central office is twenty-four (24) analog channels or twenty-three (23) ISDN channels. The maximum number of central offices deployed to meet the 4,000 minimum analog and/or ISDN channel commitment is sixty (60) separate central offices. 8,000 analog and/or ISDN channels will have a maximum of one hundred twenty (120) central offices, 16,000 analog and/or ISDN channels will have a maximum of two hundred forty (240) central offices and 24,000 or more analog and/or ISDN channels will have a maximum of three hundred twenty (320) central offices. The three hundred twenty (320) central office maximum is maintained for all channel quantities above 24,000.</p>	
<p>Subsequent to enrollment, growth ASR orders require a twenty-four (24) channel analog or twenty-three (23) ISDN minimum.</p>	
<p>(7) Quarterly Review</p> <p>Each customer's service commitment will be reviewed quarterly beginning at the first enrollment anniversary. The customer will be notified in writing as to the status of the commitment requirements. This notification will inform the customer of any shortfall in the channel quantity level. Penalties for a missed commitment level are set forth under XIX.G.4.a.(8) and XIX.G.4.a.(11).</p>	
<p>(8) Penalties for Failing to Obtain the First Six (6) Month Commitment Level</p> <p>At the second quarterly review, when the number of channels is less than the acceptable commitment range, the following penalty charges will apply, based on the difference between the commitment level less two percent (2%). Channel quantity shortfalls of in service units below the minimum commitment level will incur a liability charge of fifty percent (50%) of the 4,000-7,999 analog channel rate per month, per unit below the commitment level until the enrollment commitment is obtained.</p>	
<p>(9) Service Availability</p> <p>During the four (4) year subscription period commencing at the enrollment date, the Telephone Company objective level of service availability will be ninety-eight percent (98%) of the monthly hours of operation for each central office. Should the service availability actually be less than ninety-eight percent (98%) of monthly hours for the average channel of a central office (e.g., 30 days x 24 hrs. x .98 = 705.6 hrs.), the customer may terminate subscription for that central office without any termination liability or receive a credit of forty percent (40%) of the monthly bill for that central office.</p>	

XIX. ADVANCED COMMUNICATIONS NETWORKS (Continued)

<p>(10) Renewal Options</p> <p>(a) Modem-Based Dial Up Network Access Renewal Option 1 – No Growth in Months 37 to 48 of Four (4) Year Plan or 49 to 60 of Five (5) Year Plan</p> <p>At the expiration of the term, the customer may select an additional four (4) year or five (5) year commitment, or convert to a month to month basis. If the customer fails to make a selection, the Telephone Company will notify the customer and continue with an additional month of billing. If the customer does not select a new term agreement within thirty (30) days from the expiration date, billing will automatically continue on a month to month basis. To cancel the agreement after the initial four (4) year term or five (5) year term, the customer must provide written notification to the Telephone Company that the service will be terminated.</p>	
<p>(b) Modem-Based Dial Up Network Access Renewal Option 2 – Convert to Five (5) Year Rate Plan/Growth in Months 37 to 48</p> <p>During the first thirty-six (36) months of the four (4) year rate plan, the customer may enroll in the five (5) year rate plan if the customer has reached the 4,000 port tier. Months already completed will be credited toward meeting the five (5) year enrollment term commitment. The five (5) year renewal option has a requirement of reaching the 12,000 port tier within three (3) months following the renewal letter date. Growth is restricted to the first forty-eight (48) months of the five (5) year rate plan. No growth is permitted in months 49-60. An allowance of a two percent (2%) decrease in units (quantified at each quarterly review) will be permitted. If the decline in units exceeds two percent (2%), fifty percent (50%) of the monthly rate will be assessed through month sixty (60) for the number of deficient units (exceeding the two percent (2%) decline threshold).</p>	
<p>(c) Modem-Based Dial Up Network Access Renewal Option 3 – Convert to Six (6) Year Rate Plan</p> <p>During the first thirty (36) months of the forty-eight (48) month or forty-eight (48) months of the sixty (60) month commitment, the customer may enroll in the six (6) year commitment period rate plan, if the customer has reached the 40,000 port tier. Months already completed from the original enrollment will be credited to meeting the six (6) year enrollment commitment. The customer must request this option in writing and provide a copy of the initial enrollment letter or designate the months accumulated under the initial enrollment. The six (6) year plan has no growth restrictions in any of the seventy-two (72) months of the plan.</p>	

XIX. ADVANCED COMMUNICATIONS NETWORKS (Continued)

<p>(d) Modem-Based Dial Up Network Access Option 4 – Convert to Seven (7) Year Rate Plan</p> <p>During the first seventy-two (72) months of the six (6) year plan, the customer may enroll in the seven (7) year plan if the customer has reached the 200,000 port tier. Months already completed from prior plan enrollments will be credited to meeting the seven (7) year enrollment commitment. The customer must request this option in writing and provide a copy of the initial enrollment letter or designate the months accumulated under the initial enrollment. The seven (7) year plan has no growth restrictions in any of the eighty-four (84) months of the plan.</p>	
<p>(11) Termination With Liability</p> <p>Once the initial channel level commitment is met, a reduction of nationwide channel quantities from the installed base (determined at each quarterly review) will incur a termination liability of fifty percent (50%) of the remaining monthly payments to the end of the subscribed period.</p>	
<p>Modem services which are discontinued are not held in reserve for customer use at the time of disconnection.</p>	
<p>(12) Termination Without Liability</p> <p>During the customer's subscription period, should the monthly rate for a customer's Modem-Based Dial Up Network Access service increase due to Telephone Company action, the customer may at his/her option, terminate the subscription without penalty or liability.</p>	
<p>b. Modem-Based Dial Up Network Access service Option 2</p> <p>(1) Enrollment Period and Termination of Service</p> <p>(a) Modem-Based Dial Up Network Access service Option 2 requires a thirty-six (36) month commitment period for each channel, commencing on the activation of the channel. The customer must provide the Telephone Company with written notification of subscription to Modem-Based Dial Up Network Access service Option 2.</p>	
<p>(b) After completion of the initial thirty-six (36) month commitment period, channels will remain in service on a month-to-month basis, subject to termination by customer on sixty (60) day written notice and termination by the Telephone Company on one hundred eighty (180) day written notice.</p>	
<p>(2) Rate Application</p> <p>(a) Modem-Based Dial Up Network Access service Option 2 is provided at the annual rates per channel shown in 5. following for the minimum thirty-six (36) month enrollment period, and thereafter on a month-to-month basis at one-twelfth (1/12) of the annual rate.</p>	

XIX. ADVANCED COMMUNICATIONS NETWORKS (Continued)

<p>(b) The customer can request the Telephone Company move (disconnect and reconnect) channels from one Telephone Company Modem-Based Dial Up Network Access location to another, up to a maximum of five percent (5%) per calendar year quarter of the total channels in service within each calendar quarter, at the per-channel non-recurring charges set out below. Moved channels will be placed back in service within ninety (90) calendar days, or such other reactivation time period as may be mutually agreed-upon at the time of disconnect. Disconnect and reconnect move orders will be processed concurrently. Billing for the channels will continue during the move process. The service interval for moving channels is provided on a negotiated basis. Move charges are shown in 5. following.</p>	
<p>(3) Commitment Levels and Shortfall Charge</p> <p>(a) The customer's minimum commitment under this option is to place in service one hundred fifty-one thousand one (151,001) channels (in the aggregate across all Telephone Company operating territories) by the end of a ramp-up period of two hundred seventy (270) days after the customer's first order for channels, and to maintain that minimum number of channels in-service through the third (3rd) anniversary of the acceptance date of the customer's initial channel.</p>	
<p>(b) If the Telephone Company ceases to offer high density Modem-Based Dial Up Network Access service in a location through transfer of ownership of a Telephone Company central office to a non-Telephone Company entity, the minimum commitment shall be reduced by the number of the channels that had been provided at that central office.</p>	
<p>(c) The minimum commitment shall also be reduced by the number of channels terminated by the customer due to missed FOC/CFA dates as described in (4) following.</p>	
<p>(d) Channels that are in the process of being moved shall continue to be counted toward the minimum commitment.</p>	
<p>(e) The minimum commitment ends after the third anniversary referenced in (a) preceding.</p>	
<p>(f) At the end of the two hundred seventy (270) day ramp-up period specified in (a) preceding and on the first (1st) and second (2nd) anniversary of this date, the Telephone Company will notify customer of the current channel inventory and any shortfall below the minimum commitment specified in (a) preceding. The Telephone Company will then charge the customer for any shortfall in subscribed Modem-Based Dial Up Network Access channels for the applicable period. The shortfall charge is the annual rate multiplied by the number of channels below the minimum commitment.</p>	

XIX. ADVANCED COMMUNICATIONS NETWORKS (Continued)

<p>(4) Delivery Commitment by the Telephone Company</p> <p>If the Telephone Company cannot complete an installation within fifteen (15) calendar days after the applicable FOC/CFA date specified in the firm order, then at any time prior to the availability of the channel, the customer may terminate the applicable order, upon written notice to the Telephone Company, without any associated cancellation charge or other liability. In such case, the minimum commitment will be reduced by the quantity of channels in the missed order, without any associated increase in the per channel price. The reduction will not apply in the event the Telephone Company and the customer mutually agree to adjust the FOC/CFA dates or to shift the scheduled installation of channels from one location to another.</p>	
<p>(5) Service Availability</p> <p>The Telephone Company's objective for service availability for this high density service option is 99.9% of the monthly hours of operation for each Telephone Company central office that provides the service. Should service availability actually be less than 99.9% of the total monthly hours for the average channels at a central office (e.g., thirty (30) days multiplied by twenty-four (24) hours multiplied by .999 = 719 hours per average channel), the customer will receive a credit of forty percent (40%) of the monthly charge (one-twelfth (1/12) of the annual rate) for the affected average channels in the central office.</p>	
<p>(6) Force Majeure</p> <p>The Telephone Company and the customer shall be excused from performance under this high density service option to the extent that performance is delayed or prevented by any event, condition or circumstance that is beyond the control of the party affected and that, despite all efforts of the such party to prevent it or mitigate its effects, such event, condition or circumstance prevents the performance by such party of its obligations. Force Majeure Events include, but are not limited to: 1.) explosion and fire; 2.) flood, earthquake, unusually severe storm, or other natural calamity or act of God; 3.) strike or other labor dispute; 4.) war, insurrection or riot and 5.) acts of or failure to act by any governmental authority. Force Majeure Events do not include acts of customer's customers or end users, including actions that reduce the quantity of Modem-Based Dial Up Network Access channels purchased by those customers or end users, or the length of the term of subscription to such channels.</p>	
<p>(7) Early Termination of Service</p> <p>In the event that Modem-Based Dial Up Network Access service under Option 2 is terminated in its entirety prior to satisfying the thirty-six (36) month enrollment period as described in (1) preceding, the customer is responsible for satisfying the outstanding charges for the minimum commitment through the balance of the enrollment period.</p>	

XIX. ADVANCED COMMUNICATIONS NETWORKS (Continued)

5. Rates and Charges				
a. Modem-Based Dial Up Network Access service Option 1				
(1) Analog TCP/IP Access – 4 Year Rate Plan				
Combined Analog and ISDN Nationwide Channels, Per Month, Per Channel				
	4,000-7,999 Billed Channels	8,000-11,999 Billed Channels	12,000-15,999 Billed Channels	16,000-23,999 Billed Channels
<u>Jurisdiction</u>	<u>Channels</u>	<u>Channels</u>	<u>Channels</u>	<u>Channels</u>
Washington	82.00	74.00	72.00	70.00
	24,000-31,999 Billed Channels	32,000-39,999 Billed Channels	40,000 or more Billed Channels	
<u>Jurisdiction</u>	<u>Channels</u>	<u>Channels</u>	<u>Channels</u>	
Washington	68.00	66.00	62.00	
(2) Analog TCP/IP Access – 5 Year Rate Plan				
Combined Analog and ISDN Nationwide Channels, Per Month, Per Channel				
	8,000-11,999 Billed Channels	12,000-23,999 Billed Channels	24,000-39,999 Billed Channels	40,000 or more Billed Channels
<u>Jurisdiction</u>	<u>Channels</u>	<u>Channels</u>	<u>Channels</u>	<u>Channels</u>
Washington	60.00	59.00	58.00	57.00

XIX. ADVANCED COMMUNICATIONS NETWORKS (Continued)

(3) Analog TCP/IP Access – 6 Year Rate Plan				
Combined Analog and ISDN Nationwide Channels, Per Month, Per Channel				
	40,000-59,999 Billed <u>Channels</u>	60,000-79,999 Billed <u>Channels</u>	80,000-99,999 Billed <u>Channels</u>	
<u>Jurisdiction</u>				
Washington	55.00	54.00	53.00	
	100,000-119,999 Billed <u>Channels</u>	120,000-139,999 Billed <u>Channels</u>	140,000-159,999 Billed <u>Channels</u>	
<u>Jurisdiction</u>				
Washington	52.00	51.00	50.00	
	160,000-179,999 Billed <u>Channels</u>	180,000-199,999 Billed <u>Channels</u>	200,000 or more Billed <u>Channels</u>	
<u>Jurisdiction</u>				
Washington	49.00	48.00	46.00	
(4) Analog TCP/IP Access – 7 Year Rate Plan				
Combined Analog and ISDN Nationwide Channels, Per Month, Per Channel				
	200,000-299,999 Billed <u>Channels</u>			
<u>Jurisdiction</u>				
Washington	46.00			
Additional 1 st 300,000 Billed Channels				
	300,000- 349,999 Billed <u>Channels</u>	350,000- 399,999 Billed <u>Channels</u>	400,000-or more Billed <u>Channels</u>	Over 300,000 Billed <u>Channels</u>
<u>Jurisdiction</u>				
Washington	44.00	42.00	40.00	32.00

XIX. ADVANCED COMMUNICATIONS NETWORKS (Continued)

(5) ISDN TCP/IP Access					
Combined Analog and ISDN Nationwide Channels, Per Month, Per Channel					
<u>Jurisdiction</u>	<u>500-999 Channels</u>	<u>1,000-2,999 Channels</u>	<u>3,000-4,999 Channels</u>	<u>5,000 or more Channels</u>	
Washington	76.00	72.00	68.00	64.00	
b. Modem-Based Dial Up Network Access service Option 2					
(1) Modem-Based Dial Up Network Access Channels, annually per channel					
<u>All States</u>	<u>Annual Rate</u>				
All billed channels, each	\$280.00				
(2) Moves, per channel moved					
<u>All States</u>	<u>Nonrecurring Charge</u>				
First 60% of quarterly move allowance	\$25.00				
Remaining 40% of quarterly move allowance	\$45.00				

XX. INTERCONNECTION BETWEEN COLLOCATED SPACES

A. Dedicated Transit Service

Unless otherwise specified herein, general regulations contained in other sections of this tariff apply in addition to the regulations contained in this section.

1. *Description*

The Telephone Company provides Dedicated Transit Service (DTS) which allows a collocating telecommunications carrier to interconnect its network with that of another collocating customer at the Telephone Company's premises and to connect its collocated equipment to the collocated equipment of another telecommunications carrier within the same Telephone Company premises pursuant to Section 251(C)(6) of the Communications Act of 1934, as amended. DTS is provided between the collocated arrangements (physical or virtual) of the same or of two (2) different collocation customers in the same Telephone Company premises, using Telephone Company provided distribution facilities. DTS is available at DS0, DS1 and DS3 electrical and optical levels or using dark fiber, provided that the collocated equipment is also used for interconnection with the Telephone Company or for access to the Telephone Company's unbundled network elements. DTS is provided at the same transmission level from collocated customer to collocated customer.

DTS rates and charges for DS0, DS1, DS3 and dark fiber circuits are specified in Section XX.A.5.. In addition, the Telephone Company will also provide other technically feasible cross connect arrangements, including lit fiber, on an Individual Case Basis (ICB) as requested by a collocating telecommunications carrier.

The DTS arrangement requires the requesting collocated customer to provide cable assignment information for itself as well as for the other collocated customer. The Telephone Company will not make cable assignments for DTS.

DTS also allows for one collocated customer to connect two of its virtual collocation arrangements in the same Telephone Company premises (virtual collocation cascading arrangement).

DTS installations are completed and maintained by the Telephone Company and is provided on a negotiated interval.

2. *Responsibility of the Customer*

The ordering collocator is responsible for all ordering, bill payment, disconnect orders and maintenance transactions and is the customer of record.

When initiating a DTS request, the requesting collocator must submit an ASR, and a letter of agency from the collocator's customer to which it is connecting authorizing the DTS connection and facility assignment.

XX. INTERCONNECTION BETWEEN COLLOCATED SPACES (Continued)

<p>The ordering collocator customer must submit to the Telephone Company written certification that more than ten percent (10%) of the amount of traffic to be transmitted through its DTS connection will be interstate. The Telephone Company will accept the certification unless the Federal Communications Commission grants a Section 208 complaint filed by the company that challenges the certification.</p>					
<p>3. <i>Application of Rates and Charges</i></p> <p>The application of rates and charges for cross-connection to a physical or virtual collocation arrangement are set forth in <i>VIII.B.1.f.</i> for DS0, DS1 and DS3 DTS and in <i>XX.B.</i> for dark fiber DTS.</p>					
<p>In addition to any applicable nonrecurring charge for the cross-connect, a DTS Service Order Charge and DTS Service Connection charges apply as set forth in 4. following.</p>					
<p>4. <i>Rate Elements</i></p> <p>a. DTS Service Order Charge</p> <p>The DTS Service Order Charge is a nonrecurring charge which is applied to the collocator, per DTS order, which includes the costs for order placement and issuance provided by the Telephone Company.</p>					
<p>b. DTS Service Connection-Provisioning</p> <p>This is a nonrecurring charge, applied to the collocator, per DTS order, which includes the circuit design and labor costs associated with the provisioning of DS0, DS1, DS3 and dark fiber circuits for DTS.</p>					
<p>c. DTS Service Connection-C.O. Wiring</p> <p>This is a nonrecurring charge which is applied per DTS jumper to the requesting collocator for the recovery of DTS jumper material, wiring and service turn-up for DS0, DS1 and DS3 and dark fiber circuits.</p>					
<p>5. <i>Rates and Charges</i></p> <p>a. Service Order Charge</p> <table data-bbox="406 1470 1055 1638"> <tr> <td></td><td>Ordering Charge Per DS0, DS1, DS3 Or Dark Fiber Order</td></tr> <tr> <td>Washington</td><td>31.01</td></tr> </table>		Ordering Charge Per DS0, DS1, DS3 Or Dark Fiber Order	Washington	31.01	
	Ordering Charge Per DS0, DS1, DS3 Or Dark Fiber Order				
Washington	31.01				

XX. INTERCONNECTION BETWEEN COLLOCATED SPACES (Continued)

b. DTS Service Connection – Provisioning, Per Order			
	DS0 <u>Nonrecurring Charge</u>	DS1, DS3, or Dark Fiber <u>Nonrecurring Charge</u>	
Washington	54.34	70.48	
c. DTS Service Connection – C.O. Wiring, Per Jumper			
	DS0 <u>Nonrecurring Charge</u>	DS1, DS3, or Dark Fiber <u>Nonrecurring Charge</u>	
Washington	7.22	17.62	
B. <u>Optical Facility Terminations</u>			
1. <i>Description</i>			
Collocation customers requesting dark fiber cross-connects must apply for Optical Facility Terminations between the Telephone Company's fiber distribution panel (FDP) and the collocater's transmission equipment and facilities. Optical Facility Terminations are limited in use solely in conjunction with access to unbundled dark fiber, unbundled optical interoffice facilities, optical networking services (e.g SONET, LAN Extension Service), and Dedicated Transit Service. The following rate elements associated with Optical Facility Terminations are described in Section XX.B.4.: Fiber Optic Patch Cord Pull-Engineering, Fiber Optic Patch Cord Pull, Fiber Optic Patch Cord Termination, Facility Termination-Fiber Optic Patch Cord Cable, Fiber Optic Patch Cord-24 Fiber (Connectorized) and Cable Rack Space-Fiber Optic Patch Cord. Optical Facility Termination rates are specified in Section XX.B.5..			
2. <i>Responsibility of the Customer</i>			
Customers requesting Optical Facility Terminations will be required to complete an Expanded Interconnection Service application form as described in Section XVIII.F.1.c. or submit a Minor Augment request as described in Section XVIII.E.6..			
3. <i>Application of Rates and Charges</i>			
The applications of rates and charges for cross connection to physical or virtual collocation arrangements are set forth following.			

XX. INTERCONNECTION BETWEEN COLLOCATED SPACES (Continued)

<p>4. <i>Rate Elements</i></p> <p>a. Facility Termination-Fiber Optic Patch Cord Cable</p> <p>The Facility Termination-Fiber Optic Patch Cord Cable charge is a monthly recurring charge applied per fiber terminated. This charge recovers the space and maintenance costs of the termination at the FDP.</p>	
<p>b. Cable Rack Space-Fiber Optic Patch Cord</p> <p>The Cable Rack Space-Fiber Optic Patch Cord recovers the space utilization cost of the fiber optic patch cord within the Telephone Company's cable rack system. This is a monthly recurring charge.</p>	
<p>c. Fiber Optic Patch Cord Pull-Engineering</p> <p>The Fiber Optic Patch Cord Pull-Engineering is a nonrecurring charge applied per Optical Facility Termination project to recover the engineering costs of pulling the fiber optic patch cord from the collocation space to the Telephone Company's FDP.</p>	
<p>d. Fiber Optic Patch Cord Pull</p> <p>The Fiber Optic Patch Cord Pull is a nonrecurring charge applied per cable run and recovers the labor cost of pulling the fiber optic patch cord from the collocation space to the Telephone Company's FDP.</p>	
<p>e. Fiber Optic Patch Cord Termination</p> <p>This is a nonrecurring charge applied per fiber termination and is designed to recover the labor cost of terminating the fiber optic patch cord from the collocation space to the FDP.</p>	
<p>f. Fiber Optic Patch Cord – 24 Fiber (Connectorized)</p> <p>The collocator will be assessed this charge if it elects to have the Telephone Company purchase fiber optic patch cord cable(s) required for Optical Facility Terminations. This nonrecurring charge includes all costs associated with fiber optic patch cord material provided to the collocator.</p>	
<p>When DTS is provided using lit fiber or other technically feasible cross-connection arrangements for which general tariff rates and charges do not already exist, the rates and charges for DTS will be developed on an Individual Case Basis.</p>	

XX. INTERCONNECTION BETWEEN COLLOCATED SPACES (Continued)

5. <i>Rates and Charges</i>		
a. Facility Termination – Fiber Optic Patch Cord Cable		
	Monthly Charge, <u>Per Connector</u>	
Washington	.89	
b. Cable Rack Space-Fiber Optic Patch Cord		
	Monthly Charge, <u>Per Cable</u>	
Washington	.38	
c. Fiber Optic Patch Cord Pull-Engineering		
	Nonrecurring Charge, <u>Per Project</u>	
Washington	79.52	
d. Fiber Optic Patch Cord Pull		
	Nonrecurring Charge, <u>Per Cable Run</u>	
Washington	209.05	
e. Fiber Optic Patch Cord Termination		
	Nonrecurring Charge, <u>Per Termination</u>	
Washington	1.13	
f. Fiber Optic Patch Cord – 24 Fiber (Connectorized)		
	Nonrecurring Charge, <u>Per Cable</u>	
Washington	834.35	

XXI. RESERVED FOR FUTURE USE

--	--

XXII. OPERATING TERRITORIES OF THE ZIPLY FIBER TELEPHONE COMPANIES

The operating territory of the Telephone Company is comprised of the operating territories of Frontier Communications Northwest, LLC.

A. Operating Territory of Frontier Communications Northwest, LLC.

Operating Territory of Washington (4423):

Acme	Hamilton
Alger	La Conner
Big Lake	Laurel
Birch Bay	Loomis
Blaine	Lynden
Burlington	Maple Falls
Concrete	Marblemount
Conway	Molson
Coupeville	Mount Vernon
Curlew	Naches
Custer	Nile
Deming	Republic
Edison	Sedro-Woolley
Everson	Sumas
Ferndale	Tonasket
Grayland	Westport

B. Competitive and Non-Competitive Counties for Special Access

1. *General*

Certain Special Access rates and charges are applied based on whether the End User Channel Termination is served from a "Competitive County" or "Non-Competitive County." Competitive Counties and Non-Competitive Counties are defined in Section III.F., and the wire centers within such counties are listed in B.2. below.

In wire centers within a Competitive County, monthly rates and nonrecurring charges for Special Access rate elements are subject to the "Competitive County Rate" to the extent it is specified. In wire centers within a Non-Competitive County, monthly rates and nonrecurring charges for Special Access rate elements are subject to the "Non-Competitive County Rate" to the extent it is specified. Until February 1, 2018, the "Competitive County Rate" reflects the rate in place as of August 1, 2017.

For Interexchange Carrier Point of Presence Channel Terminations, Channel Mileage and Optional Features and Functions, including Multiplexing, the "Competitive County Rate," if specified, applies regardless of whether the county is Competitive or Non-Competitive.

**XXII. OPERATING TERRITORIES OF THE ZIPLY FIBER
TELEPHONE COMPANIES** (Continued)

2. Competitive and Non-Competitive County Lists

a. The following wire centers are in Competitive Counties:

<u>State</u>	<u>County</u>	<u>Wire Center</u>
WA	Skagit	ALGRWAXX
WA	Skagit	BGLKWAXX
WA	Skagit	BURLWAXX
WA	Skagit	CNCRWAXX
WA	Skagit	CNWWAXX
WA	Skagit	EDSNWAXX
WA	Skagit	HMTNWAXA
WA	Skagit	LACNWAXX
WA	Skagit	MRBLWAXX
WA	Skagit	MTVRWAXF
WA	Skagit	SWLYWAXX
WA	Whatcom	ACMEWAXA
WA	Whatcom	BLANWAXB
WA	Whatcom	CSTRWAXA
WA	Yakima	NCHSWAXX
WA	Yakima	NILEWAXX

b. The following wire centers are in Non-Competitive Counties

<u>State</u>	<u>County</u>	<u>Wire Center</u>
WA	Ferry	CRLWWAXA
WA	Ferry	RPBLWAXA
WA	Grays Harbor	GRLDWAXX
WA	Grays Harbor	WSPTWAXA
WA	Okanogan	LOMSWAXA
WA	Okanogan	MLSNWAXA
WA	Okanogan	TNSKWAZA

XXIII. DISCOUNT PLANS

(Reserved for Future Use)	
---------------------------	--

XXIV. TARIFFED SERVICE COMPONENTS

<p>The Tariffed Service Components offered in this Section XX/IV. are for the exclusive use of customers for connecting to the interstate services provided by the Telephone Company as described in more detail herein.</p> <p>Integrated Optical Service Riders⁵⁶</p> <p>A. <u>General</u></p> <ol style="list-style-type: none">1. Telephone Company provided integrated optical service, which is provided where technically and operationally feasible as determined by the Telephone Company, provides a customer with a single network platform that is capable of converging SONET, Dense Wave Division Multiplexing, and Ethernet technologies.	
<ol style="list-style-type: none">2. An Integrated Optical Service Rider is a service component provided under tariff that allows a lower level signal to be transported only between two (2) points (nodes) on a Telephone Company provided integrated optical service.	
<ol style="list-style-type: none">3. Integrated Optical Service Riders are provided in the following protocols:<ol style="list-style-type: none">a. DS1 Special Access – for transmission of isochronous serial data at a rate of 1.544 Mbps.	
<ol style="list-style-type: none"><ol style="list-style-type: none">b. DS3 Special Access – for transmission of isochronous serial data at a rate of 44.736 Mbps.	
<ol style="list-style-type: none">4. Integrated Optical Service Riders are only available on a protected basis. A protected rider allows for a single signal from the customer to be duplicated and sent over separate diverse routes (working and protect).	
<p>B. <u>Deployment and Availability</u></p> <p>Integrated Service Riders may only be added to an in-service Telephone Company provided integrated optical service. Integrated Optical Service Riders are provided based on negotiated intervals.</p>	
<p>C. <u>Connection to Other Services</u></p> <ol style="list-style-type: none">1. A High Capacity Special Access DS1/DS3 service may be connected to an in-service Telephone Company provided integrated optical service to be originated or terminated to an integrated optical service customer designated premises node via an Integrated Optical Service DS1/DS3 Rider.	
<ol style="list-style-type: none">2. The High Capacity Special Access Service must be ordered with the same length Commitment Period as the Integrated Optical Service Rider.	

⁵⁶ All jurisdictions

XXIV. TARIFFED SERVICE COMPONENTS (Continued)

<p>3. For purposes of administering the regulations and rates contained in this tariff, the portion of the High Capacity Special Access Service which is delivered over the Telephone Company provided integrated optical service is considered to be a High Capacity Special Access service, except as follows: Rates and charges for the High Capacity Special Access service are not applicable to the portion of the service which is delivered over the Telephone Company provided integrated optical service. Rates for the Integrated Optical Service Rider are applicable to the portion of the service which is delivered over the Telephone Company provided integrated optical service.</p>	
<p>D. <u>Responsibility of the Customer</u></p> <p>All Integrated Optical Service Rider signals generated by CPE and delivered to the Telephone Company for multiplexing on to an integrated optical service must meet industry standards and specifications for the underlying protocol. The customer is responsible to perform any error detection and error correction of the data generated by its equipment. The Telephone Company assumes no responsibility for the quality of the signal generated by the customer or any CPE and will deliver the signal to the receiving location in the same format and condition as generated by the customer.</p>	
<p>E. <u>Conversions</u></p> <p>1. Customer who wish to convert both points of termination of an existing High Capacity Special Access Service to an Integrated Optical Service Rider may do so without termination liability as long as the capacity of the Integrated Optical Service Rider purchased by the customer is equal to or greater than the capacity of the converted High Capacity Special Access Service.</p>	
<p>2. Customers who wish to convert one point of termination of an existing High Capacity Special Access Service to an Integrated Optical Service Rider, as specified in Section XXIV.A.3. preceding, may do so without termination liability.</p>	
<p>F. <u>Application of Rates</u></p> <p>1. For each Integrated Optical Service Rider, monthly recurring rates apply at the ingress and egress locations (Appearances) on the integrated optical service. Two Appearances (one for ingress and one for egress) apply for an Integrated Optical Service Rider provided in a point-to-point (node-to-node) configuration.</p> <p>2. When a High Capacity Special Access Service is ordered to connect to a Telephone Company provided integrated optical service as specified in Section XXIV.A.3. preceding, the Integrated Optical Service Rider rates will be billed to the customer of record for the associated High Capacity Special Access service.</p>	
<p>G. <u>Term Plans</u></p> <p>Integrated Optical Service Riders are available for term plan lengths of one (1) year, two (2) years, three (3) years, five (5) years, or seven (7) years (Commitment Periods).</p>	

XXIV. TARIFFED SERVICE COMPONENTS (Continued)

<p>H. <u>Expiration of Commitment Period</u></p> <p>Upon expiration of any Commitment Period, the Telephone Company will continue to provide Integrated Optical Service Riders on a month-to-month basis, under the prevailing rates of the current term plan, until the customer cancels service or requests a new term plan.</p>	
<p>I. <u>Termination Liability</u></p> <p>1. Only Integrated Optical Service Riders are subject to termination liability if service is disconnected prior to the end of the Commitment Period. Termination liability is calculated as follows:</p> <p style="margin-left: 40px;">a. If the disconnection occurs during the first year of the Commitment Period, the Minimum Period obligation specified in Section XXIV.J. following applies for the unexpired portion of the first (1st) year. Termination liability is calculated at one hundred percent (100%) of the monthly recurring rates for the second (2nd) year and twenty-five percent (25%) of the monthly recurring rates for the twenty-fifth (25th) month through the remainder of the Commitment Period, as applicable.</p> <p style="margin-left: 40px;">b. If the disconnection occurs during the second (2nd) year of the Commitment Period, termination liability is calculated at one hundred percent (100%) of the monthly recurring rates for the unexpired portion of the second year and twenty-five percent (25%) of the monthly recurring rates for the twenty-fifth (25th) month through the remainder of the Commitment Period, as applicable.</p> <p style="margin-left: 40px;">c. If the disconnection occurs after the first two (2) years of the Commitment Period, termination liability is calculated at twenty-five percent (25%) of the monthly recurring rates from the date of disconnection through the remainder of the Commitment Period.</p> <p>2. Termination liability will not apply in the following situations:</p> <p style="margin-left: 40px;">a. An Integrated Optical Service Rider is upgraded to a higher capacity Integrated Optical Service Rider (i.e., DS1 to DS3), and the following conditions are met:</p> <p style="margin-left: 80px;">(1) The new Integrated Optical Service Rider has an equal or longer Commitment Period than the existing Integrated Optical Service Rider; and</p> <p style="margin-left: 80px;">(2) All of the locations of the existing Integrated Optical Service Rider and new Integrated Optical Service Rider are the same.</p> <p style="margin-left: 40px;">b. The customer remains responsible for satisfying any outstanding Minimum Period obligations.</p>	
<p>J. <u>Minimum Period</u></p> <p>1. If an Integrated Optical Service Rider is disconnected during the Minimum Period, the customer shall pay to the Telephone Company one hundred percent (100%) of the monthly recurring rates from the date of disconnection through the end of the Minimum Period.</p>	

XXIV. TARIFFED SERVICE COMPONENTS (Continued)

2. Integrated Optical Service Riders are subject to a one (1) year Minimum Period.		
K. <u>Rates and Charges</u>		
Integrated Optical Service Rides (All jurisdictions)		
Protected - per appearance		
	<u>Nonrecurring Charge</u>	<u>Monthly Recurring Charge</u>
DS1		
1-Year Term	\$0.00	\$75.00
2-Year Term	\$0.00	\$75.00
3-Year Term	\$0.00	\$75.00
5-Year Term	\$0.00	\$75.00
7-Year Term	\$0.00	\$75.00
DS3		
1-Year Term	\$0.00	\$150.00
2-Year Term	\$0.00	\$150.00
3-Year Term	\$0.00	\$150.00
5-Year Term	\$0.00	\$150.00
7-Year Term	\$0.00	\$150.00