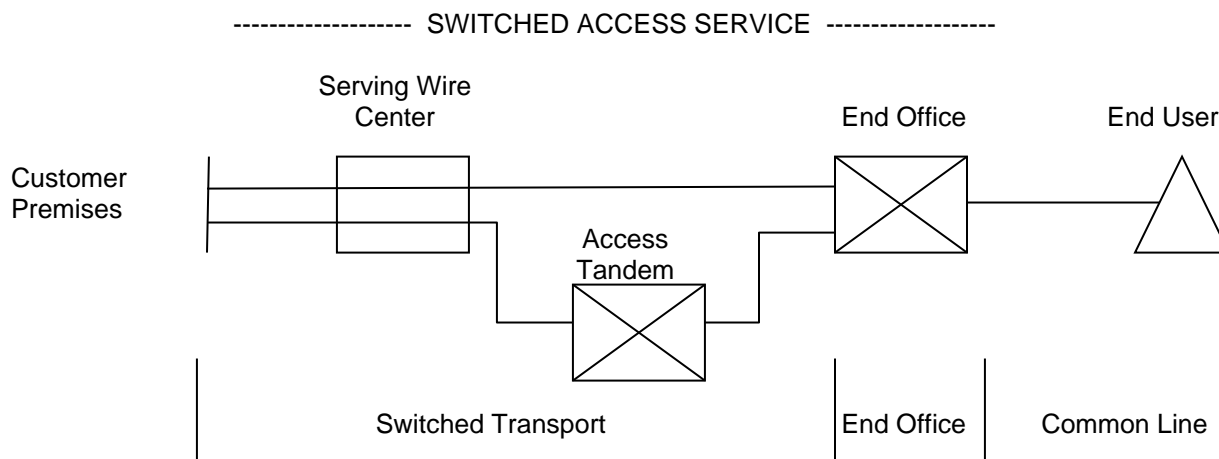


ACCESS SERVICE

6. Switched Access Service6.1 Switched Access Service Description6.1.1 General

Switched Access Service is available to customers for their use in furnishing their services to end users. It provides a two-point electrical communications path between a Switched Access Service customer premises and an end user premises. Switched Access Service provides for the use of both common and dedicated facilities within the same LATA to provide the ability to (1) originate calls from an end user premises to a customer premises and (2) terminate calls from a customer premises to an end user premises.

Switched Access Service is provided in accordance with different arrangements, each requiring Switched Transport facilities and the appropriate Local Switching functions. There are three basic rate categories which apply to Switched Access Service: Switched Transport, End Office and Common Line.

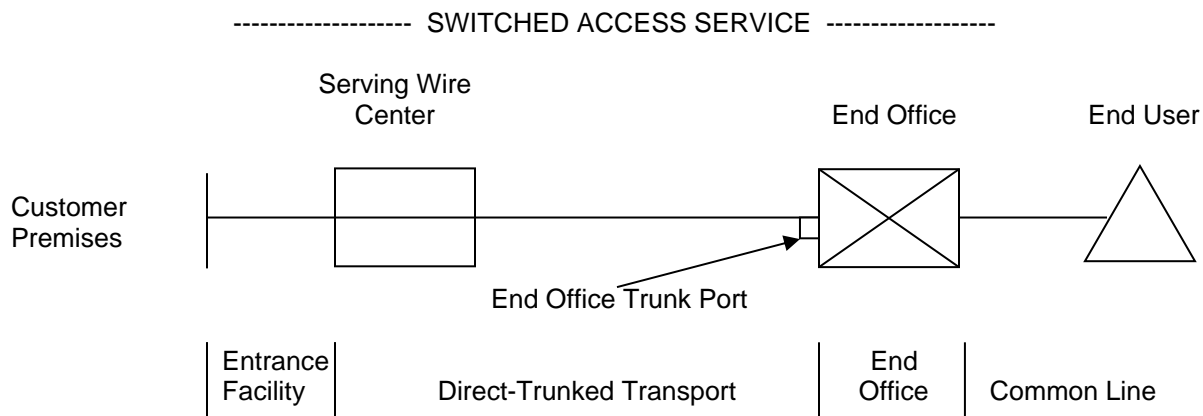


Various arrangements are shown in the following diagrams.

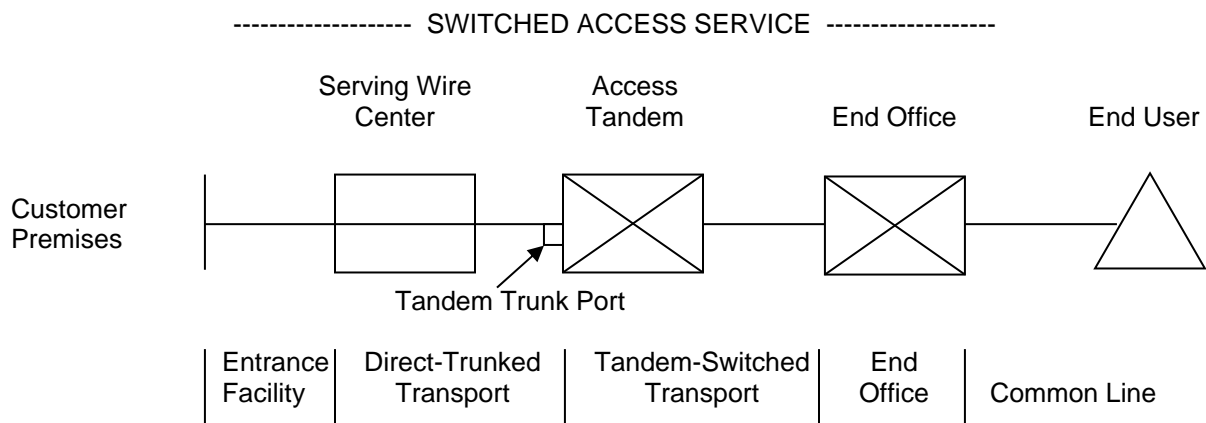
ACCESS SERVICE

6. Switched Access Service (Cont'd)6.1 Switched Access Service Description (Cont'd)6.1.1 General (Cont'd)

1. Direct-Trunked Transport



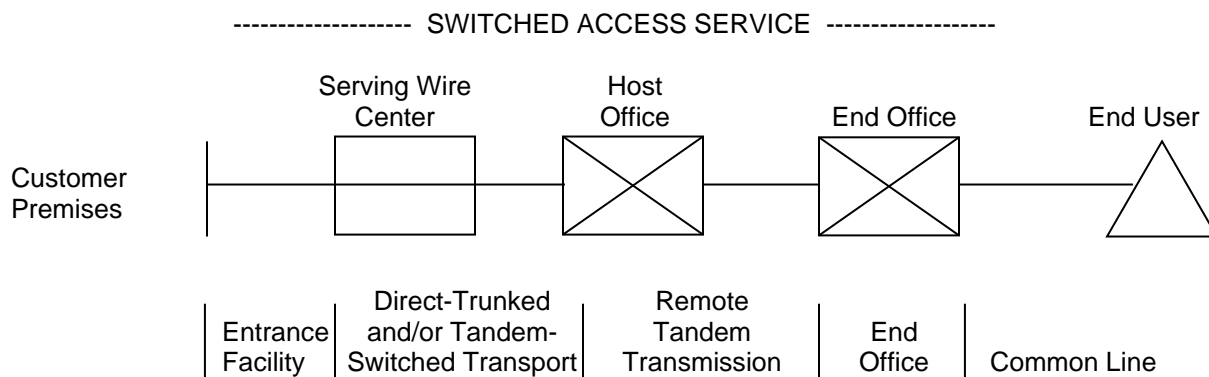
2. Tandem-Switched Transport



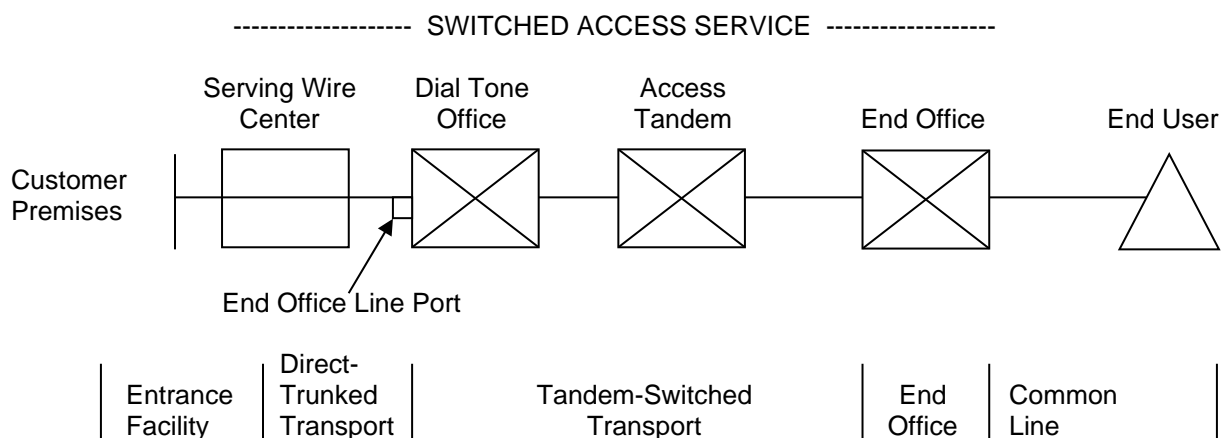
ACCESS SERVICE

6. Switched Access Service (Cont'd)6.1 Switched Access Service Description (Cont'd)6.1.1 General (Cont'd)

3. Host/Remote Arrangement



4. Feature Group A (FGA) Arrangement (Terminating)



ACCESS SERVICE

6. Switched Access Service (Cont'd)6.1 Switched Access Service Description (Cont'd)6.1.1 General (Cont'd)

Switched Transport - Provides for a transmission path between the customer premises and the end office switch(es) where a customer's traffic is switched to originate or terminate communications. This category includes capacity based Entrance Facilities and capacity based facility charges for traffic routed direct to the end office or to the Telephone Company access tandem and usage rated charges for tandem routed traffic. Direct-Trunked Transport and Tandem-Switched Transport are distance sensitive. An Interconnection Charge also applies to the Switched Transport rate category. Access Tandem Trunk Ports will apply to the Switched Transport rate category for Access Tandem routed trunks from the customer's Serving Wire Center (SWC).

End Office - Provides for (A) local end office switching, i.e., the common switching functions associated with the various Switched Access Service arrangements, (B) the termination of Switched Transport at end offices and intercept functions, i.e., the termination of certain calls at a Telephone Company intercept operator or recording. This category includes a usage sensitive rate and both chargeable and nonchargeable optional features. An Information Surcharge rate as set forth in 6.2.3 following also applies to the End Office rate category. End Offices Trunk Ports will apply for direct End Office routed trunks. The End Office rate category also contains the Common Trunk Port which is the shared End Office trunk port that is used when a call is routed to the Access Tandem.

Common Line - Provides for the use of common subscriber plant, as set forth in Sections 3 and 4 respectively. An End Office Line Port will also apply to WATS Access Lines when the arrangement is for line side access and for Feature Group A lines as set forth in Section 3.

ACCESS SERVICE

6. Switched Access Service (Cont'd)6.1 Switched Access Service Description (Cont'd)6.1.2 Switched Access Service Arrangements

Switched Access Service is provided in accordance with different arrangements, each requiring Switched Transport facilities and the appropriate Local Switching functions. Switched Access Service arrangements may be differentiated according to the method of connection, e.g., line side or trunk side, at the first point of Telephone Company switching, which is also referred to as the entry switch. The arrangements may also be differentiated according to the manner in which an end user accesses them in originating a call to a customer premises, e.g., with or without an access code.

Following are detailed descriptions of each of the available feature groups.

(A) Line Side - Feature Group A (FGA)

- (1) General - FGA is available to all customers and provides access to Telephone Company end office switches with an associated seven digit telephone number for use in originating and terminating communications to an Interexchange Carrier's (IC's) interstate service or a customer provided interstate communications capability.

FGA provides for a line side termination at the first point of switching which shall be selected by the Telephone Company within the requested LATA, unless the customer requests a different location at which Telephone Company facilities and measurement capabilities are available to accommodate such a request.

A ten digit telephone number associated with the selected end office is assigned by the Telephone Company to provide access to FGA in the originating direction. The assigned number will be the form (NPA) NXX-XXXX. If the customer requests a specific number that is currently unassigned, and the Telephone Company can comply with that request with reasonable effort, the requested number will be assigned to the customer.

ACCESS SERVICE

6. Switched Access Service (Cont'd)6.1 Switched Access Service Description (Cont'd)6.1.2 Switched Access Service Arrangements (Cont'd)(A) Line Side - Feature Group A (FGA) (Cont'd)

(2) Message Unit Credit - Calls from end users to the seven digit telephone numbers associated with FGA may be subject to Telephone Company Local and/or General Exchange Service tariff charges (including message unit and toll charges, as applicable). The monthly bills rendered to customers for their FGA Service for which Section 3 Carrier Common Line Access Service charges apply will include a credit to reflect any message unit charges collected from their end users under the Telephone Company's Local and/or General Exchange Service tariffs. The credit will apply for recorded originating usage for the FGA service provided. No credit will apply for any terminating FGA access minutes. The message unit credit for originating FGA access minutes is set forth in Section 6.3.4.

(3) Basic Provisioning Options - FGA is provided in connection with Telephone Company electronic end offices and at the option of the customer, FGA will be provided: (A) with either ground start or loop start supervisory signaling and (B) on a single or multiple line group basis.

When FGA is used in the originating direction, no address signaling is provided by the Telephone Company. If such signaling is required, it must be provided by the customer's end user using inband tone signaling techniques. Inband tone address signals will not be regenerated by the Telephone Company and will be subject to the ordinary transmission capabilities of the Switched Transport provided.

When used in the terminating direction, FGA is arranged with dial tone start-dial signaling. At the option of the customer, terminating FGA may be arranged for dial pulse or dual tone multifrequency address signaling, subject to the availability of equipment at the first point of switching. When FGA is provided in a hunt group or uniform call distribution arrangement, all FGAs will be arranged for the same type of address signaling.

ACCESS SERVICE

6. Switched Access Service (Cont'd)6.1 Switched Access Service Description (Cont'd)6.1.2 Switched Access Service Arrangements (Cont'd)(A) Line Side - Feature Group A (FGA) (Cont'd)

- (4) Local and/or General Exchange Service Tariff Options - In addition to the Switched Transport and Local Switching optional features which are available with FGA, certain other features may be available under the Telephone Company's Local and/or General Exchange Service tariffs, i.e., Custom Calling Features, Bill Number Screening and IntraLATA extensions.

When a FGA switching arrangement for an individual customer (a single line or entire hunt group) is discontinued at an end office, an intercept announcement is provided. This arrangement provides, for a limited period of time, an announcement that the service associated with the number dialed has been disconnected.

FGA service is available with extensions, i.e., additional terminations of the service at different buildings in the same or a different LATA. FGA extensions in the same LATA and same state are charged for under the Telephone Company's Local and/or General Exchange service tariffs. FGA extensions in different LATAs are charged for as Voice Grade Special Access Service under this tariff.

(B) Trunk Side Arrangements

These Switched Access Service arrangements provide trunk side access to Telephone Company end office switches, either directly or through a Telephone Company designated access tandem switch.

The Telephone Company will establish a trunk group (or groups) between the customer premises and end office or Telephone Company access tandem switches, based on the technical limitations imposed by the type, directionality and quantity of traffic ordered by the customer. Different Switched Access Service arrangements may be combined in a single trunk group at the option of the Telephone Company.

ACCESS SERVICE

6. Switched Access Service (Cont'd)6.1 Switched Access Service Description (Cont'd)6.1.2 Switched Access Service Arrangements (Cont'd)(B) Trunk Side Arrangements (Cont'd)(1) Feature Group B (FGB)

FGB is available to all customers and provides trunk side access to Telephone Company end office switches with an associated uniform 950-XXXX access code. All FGB service provided by the Telephone Company to the customer will use these uniform access codes.

FGB may be used to originate and terminate communications to an Interexchange Carrier's interstate service or a customer provided interstate communications capability.

FGB may be directly routed or may be provided via Telephone Company designated electronic access tandem switches to other Telephone Company electronic end office switches.

FGB switch trunk equipment is provided with (1) wink start start-pulsing signaling and (2) answer and disconnect supervisory signaling.

FGB is provided with multifrequency address signaling. Except for FGB provided with the automatic number identification (ANI) or rotary dial station signaling Local Switching optional features, any other address signaling required by the customer in the originating direction must be provided by the customer's end user using inband tone signaling techniques. Inband tone address signals will not be regenerated by the Telephone Company and will be subject to the ordinary transmission capabilities of the Switched Transport provided.

When all FGB service is discontinued an intercept announcement indicating that the service associated with the number dialed has been disconnected will be provided for a limited period.

In addition to the Switched Transport and Local Switching Optional features available for FGB, Bill Number Screening may be available in connection with FGB pursuant to the Telephone Company's Local and/or General Exchange Service tariffs.

ACCESS SERVICE

6. Switched Access Service (Cont'd)6.1 Switched Access Service Description (Cont'd)6.1.2 Switched Access Service Arrangements (Cont'd)(B) Trunk Side Arrangements (Cont'd)(2) Feature Group D (FGD)

FGD is available to all customers at Telephone Company designated electronic end office switches, whether routed directly and/or via Telephone Company designated electronic access tandem switches or TSP designated tandem switches. FGD provides trunk side access to end office switches for terminating communications with an associated uniform 101XXXX access code for use in originating communications. All FGD provided to the customer by the Telephone Company will use these uniform access codes.

When the 101XXXX access code is used, FGD provides for dialing the digit 0 for access to the customer's operator, 911 for access to the Telephone Company's emergency reporting service, or at the customer's option, the end-of-dialing digit (#) for cut-through access to the customer's premises.

No access code is required for calls to a customer over a FGD if the Switched Access Service customer's end user or agent for a public telephone has presubscribed its Telephone Exchange Service or its Public Telephone to that customer, as set forth in Section 4.2. In addition, each presubscribed telephone exchange service line or public telephone line may dial its presubscribed IC's operator by dialing 00 without the need for dialing a 101XXXX access code.

When no access code is required, the telephone number dialed by the customer's end user shall be a ten digit number for calls in the North American Numbering Plan (NANP). For international calls outside the NANP, a seven to fifteen digit number may be dialed. The form of the numbers dialed by the customer's end user is 0 or 1 + NPA + NXX-XXXX. When the end office is equipped for International Direct Distance Dialing (IDDD) the form is 01 + CC + NN or 011 + CC + NN.

ACCESS SERVICE

6. Switched Access Service (Cont'd)6.1 Switched Access Service Description (Cont'd)6.1.2 Switched Access Service Arrangements (Cont'd)(B) Trunk Side Arrangements (Cont'd)(2) Feature Group D (FGD) (Cont'd)

(2) Feature Group D (FGD) (Cont'd)

FGD switch trunk equipment is provided with (1) wink start start-pulsing signaling and (2) answer and disconnect supervisory signaling, or without signaling when SS7 signaling is specified.

FGD is provided with multifrequency or SS7 address signaling where technically feasible. Up to 15 digits of the called party number dialed by the customer's end user using dual tone multifrequency or dial pulse address will be provided by the Telephone Company equipment to the customer premises where the Switched Access Service terminates. Such address signals will be subject to the ordinary transmission capabilities of the Switched Transport ordered.

With SS7 signaling, up to 15 digits of the called party number dialed by the customer's end user using dual tone multifrequency or dial pulse address signals will be provided by the Telephone Company equipment to the customer's designated premises via a Dedicated Signaling Transport Service circuit. The SS7 signaling option requires the customer to purchase Dedicated Signaling Transport Service described in 17.2.1.

(3) 900 Access Service

900 Access Service is available with Feature Group D Switched Access Service and provides an identification function on 1+900+NXX-XXXX or 0+900+NXX-XXXX calls originated by end users to determine the Switched Access Service customer location to which the call is to be routed. When a customer requests the Telephone Company to open a 900 NXX Access Code within a specified LATA, the order must include the provisioning of all 900 Screening Offices. 900 Access is available only through Telephone company access tandems. Traffic from a 900 Access Tandem may not be forwarded to more than one Point of Presence.

ACCESS SERVICE

6. Switched Access Service (Cont'd)6.1 Switched Access Service Description (Cont'd)6.1.2 Switched Access Service Arrangements (Cont'd)(B) Trunk Side Arrangements (Cont'd)(3) 900 Access Service (Cont'd)

Unless prohibited by technical limitations (e.g., different dialing plans), a customer may elect to have 900 Access Service traffic combined in the same trunk group arrangement with non-900 Access Service traffic. When required by technical limitations, or at the request of the customer, a separate trunk group will be established for 900 Access Service.

Whether 900 Access Service traffic is combined in the same trunk group arrangement with other traffic or in separate trunk groups, usage will always be billed separately.

900 Access Service will be provided in accordance with the technical characteristics available with FGD, i.e., premises interfaces, design blocking criteria, address signaling, etc.

900 Access Service is arranged for originating calling only.

For purposes of applying Switched Access Service usage charges, 900 Access Service usage shall be measured in the same manner as Feature Group D minutes.

0+900 Access Service is available only when combined with 1+900 Access Service. In addition, 0+900 Access Service is available for use with the access customer's calling card or credit card only. Operator handled calls, such as bill to third and collect calls, and calls billed to the Telephone Company's calling card are not permitted with 0+900 Access Service.

ACCESS SERVICE

6. Switched Access Service (Cont'd)6.1 Switched Access Service Description (Cont'd)6.1.2 Switched Access Service Arrangements (Cont'd)(B) Trunk Side Arrangements (Cont'd)(3) 900 Access Service (Cont'd)

1+900 and 0+900 calls will not be permitted from end user access lines that have specifically requested that 900 calls be blocked. The Telephone Company will provide written notification to Connecticut end users, prior to the implementation of the 0+900 dialing capability, that arrangements for blocking 900 calls on the end user's interstate calling card or credit card can be made directly with the access customer. The access customer is required to provide blocking of 0+900 calls on its calling card or credit card for Connecticut end users who request it.

Calls originated in the Telephone Company's Connecticut operating territory will be blocked by the Telephone Company as follows:

- 1+900 calls will be blocked from public telephones, inmate lines, toll restricted stations, hotel/motel lines, WATS lines, zero minus (0-) calls, and 101XXXX calls.
- 0+900 calls will be blocked from inmate lines, WATS lines, toll restricted stations, calls originated as zero minus (0-), 101XXXX calls, calls made to an access customer's 900 NXX using 0+ dialing (unless the 0+ dialing option is ordered), and Telephone Company sent paid calls.
- The Telephone Company will block both 1+900 calls and 0+900 calls originated from end user access lines that have specifically requested the Telephone Company to block such calls.

Calls originated in the Telephone Company's Connecticut operating territory are prohibited as follows:

- 0+900 calls billed to the Telephone Company's calling card, and operator assisted calls such as bill-to-third and collect calls.

ACCESS SERVICE

6. Switched Access Service (Cont'd)6.1 Switched Access Service Description (Cont'd)6.1.2 Switched Access Service Arrangements (Cont'd)(B) Trunk Side Arrangements (Cont'd)(4) 800 Database Access Service

800 Database Access Service is an originating only offering available with Feature Group D Switched Access Service. 800 Database Access Service identifies the customer, and provides subsequent delivery of identified calls to the customer, based on the ten- digit screening and optional translation of dialed 1-800 Series-NXX-XXXX numbers. The 800 Series includes the following numbers: 800, 888, 877, 866, 855, 844, 833, and 822.

Unless prohibited by technical limitations (e.g., different dialing plans), a customer may elect to have 800 Database Access traffic combined in the same trunk group arrangement with non-800 Database Access Service traffic. When required by technical limitations, or at the request of the customer, a separate trunk group will be established for 800 Database Access Service.

800 Database Access Service is arranged for originating calling only. 800 Series access minutes shall be measured in the same manner as FGD access minutes.

Whether 800 Database Access Service traffic is combined in the same trunk group arrangement with other traffic or in separate trunk groups, usage will always be billed separately.

When a 1-800 Series-NXX-XXXX call is originated by an end user, the Telephone Company will perform the customer identification function based on the dialed digits to determine the customer location to which the call is to be routed. The basic 800 Series calls may be routed to different customers based on the LATA in which the call originated.

ACCESS SERVICE

6. Switched Access Service (Cont'd)6.1 Switched Access Service Description (Cont'd)6.1.2 Switched Access Service Arrangements (Cont'd)(B) Trunk Side Arrangements (Cont'd)(4) 800 Database Access Service (Cont'd)

800 Database Access Service may be delivered to the customer directly from an end office only when the end office is equipped with 800 Database query functionality, i.e., the ability to query the 800 Database to perform ten-digit customer identification and other optional functions associated with 800 Database Access Service as described following and in 6.2.4(B). Where the end office is not equipped with 800 Database query functionality, the query will be launched via the Telephone Company access tandem SSP, and the call will be routed to the customer via the Telephone Company access tandem. Traffic from an 800 Access Tandem may not be forwarded to more than one Point of Presence.

Customers have the option of receiving either the dialed 800 Series number (i.e., 1-800 Series-NXX-XXXX) or a translated ten-digit POTS number (i.e., NPA-NXX-XXXX). Customers electing to receive POTS translated numbers must request the 800 Series to POTS Number Translation optional feature described in 6.2.4 (B) (1), following.

In addition to the 800 Series to POTS Number Translation optional feature, other Premium Handling and Routing Options are available. These optional features are Alternate 800 Series to POTS Number Translation, and Premium Routing. These features are described in detail in 6.2.4 (B) (2) and (3), following.

The Federal Communications Commission ("FCC") has concluded that hoarding, defined as the acquisition of more toll free numbers than one intends to use for the provision of toll free service, as well as the sale of a toll free number by a private entity for a fee, is contrary to the public interest in the conservation of the scarce toll free number resource and contrary to the FCC's responsibility to promote the orderly use and allocation of toll free numbers.

ACCESS SERVICE

6. Switched Access Service (Cont'd)6.1 Switched Access Service Description (Cont'd)6.1.3 Central Office Multiplexing

With multiplexing, a customer has the option of converting certain capacity based Switched Access facilities from a higher level to a lower level or from a lower level to a higher level. Multiplexing is required when (1) the customer requests to interconnect facilities of different capacities, (2) when the Entrance Facility contains Tandem-Switched Transport to multiple Telephone Company Access Tandems, or (3) when the customer requests to interconnect specific capacity facilities with certain Telephone Company switches that are at a different capacity than the Switched Access facility.

When provided for Entrance Facilities and Direct-Trunked Transport facilities, this feature is provided at an additional charge as set forth in 6.3.1(E). The multiplexer is associated with the Switched Transport facility with the higher capacity (e.g., a DS3 to DS1 multiplexer is associated with the facility using the DS3 connection).

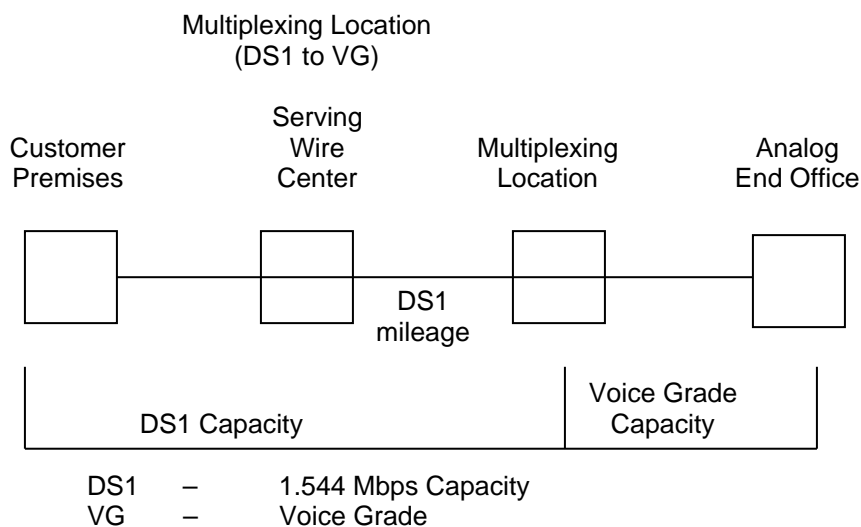
Descriptions of the types of multiplexing available may be found in separate subsections which follow. Multiplexing is available at a DS3 level or a DS1 level. DS3 to DS1 multiplexing provides an arrangement that converts a DS3 signal to or from 28 DS1 channels. DS1 to Voice Grade provides an arrangement that converts a DS1 connection to or from 24 Voice Grade channels.

When ordering multiplexing, the customer must specify the desired multiplexing location(s), (1) for Telephone Company Hub as set forth in National Exchange Carrier Association, Inc., Tariff F.C.C. No. 4 for Direct-Trunk Transport to an end office or Telephone Company access tandem, (2) at their SWC, or (3) at the location for the termination of the trunks. Billing for the higher capacity service to the multiplexing location and the multiplexing function commences on the date specified by the customer on the access order.

ACCESS SERVICE

6. Switched Access Service (Cont'd)6.1 Switched Access Service Description (Cont'd)6.1.3 Central Office Multiplexing (Cont'd)(A) Derived Channel Activation

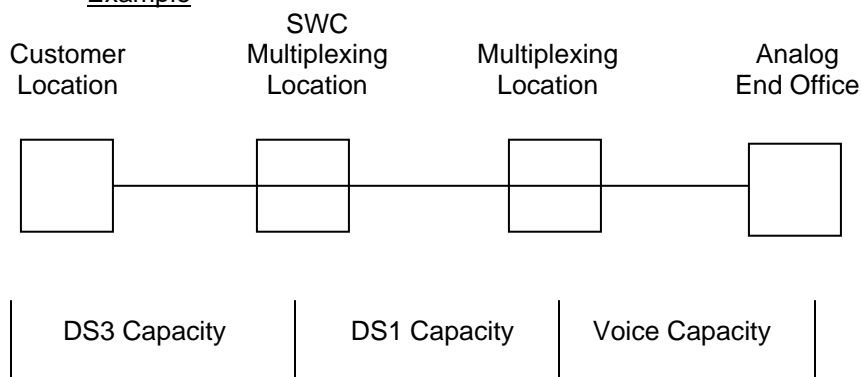
Channels derived from multiplexing a higher capacity service may be utilized to provide Switched Access services, i.e., Entrance Facilities or Direct- Trunked Transport. The customer activates and/or extends the derived channels by placing an order which includes the individual connecting facility assignment associated with the higher capacity service for each service. Such services may be installed initially, or they may be ordered and installed at a later date, at the option of the customer. As individual lower capacity services are installed, rates and charges will be billed. At the option of the customer, these services may include optional features and functions.

Example

ACCESS SERVICE

6. Switched Access Service (Cont'd)6.1 Switched Access Service Description (Cont'd)6.1.3 Central Office Multiplexing (Cont'd)(B) Cascade Multiplexing

When a derived channel of a High Capacity Service is itself multiplexed to derive additional channels with a lesser capacity, this is referred to as cascade multiplexing. When cascade multiplexing is ordered, a charge for the additional multiplexing function applies. When cascade multiplexing is performed at a different multiplexing location, as depicted in the example which follows, Direct-Trunked Transport charges, as specified in Section 6.3.1 B, apply between the multiplexing locations and from the multiplexing location from the end office or Telephone Company access tandem.

Example

DS1	-	1.544 Mbps Capacity
DS3	-	44.736 Mbps Capacity
SWC	-	Serving Wire Center
VG	-	Voice Grade

ACCESS SERVICE

6. Switched Access Service (Cont'd)6.1 Switched Access Service Description (Cont'd)6.1.3 Central Office Multiplexing (Cont'd)(C) Shared Use (Derived Channels Used for Switched and Special Access)

Shared Use refers to a rate application applicable only when the customer orders a Switched Access High Capacity facility (1) between a customer designated premises and a Telephone Company Hub, or Serving Wire Center (SWC) where the Telephone Company performs multiplexing/demultiplexing functions and the same customer then orders the derived circuits as Special Access Service. Network Reconfiguration Service (NRS) is not available for Shared Use services.

The facility will be ordered, provided and rated as High Capacity (i.e., Entrance Facility, Direct-Trunked Transport, and multiplexing). The nonrecurring charge that applies when the shared use facility is installed will be the nonrecurring charge associated with the appropriate Switched Access Service.

As each individual circuit is activated for Special Access Service, the High Capacity Entrance Facility, Direct-Trunked Transport and Multiplexer rates will be adjusted accordingly (e.g., for a VG capacity Special Access circuit 1/24th of a DS1 service, 1/672nd of a DS3 service, etc.). Special Access Service rates and charges, as set forth in Section 7 and Section 21 will apply for each circuit of the shared use facility that is used to provide a Special Access Service when the base service is ordered as Switched Access. The Special Access rates on the Shared Use facility to the multiplexer will be at the capacity of the Switched Access facility but adjusted for the number of channels for Special Access including the multiplexer. From the multiplexer, the Special Access rates apply.

Switched Access Service rates and charges as set forth in 6. following, will apply for each circuit of the Shared Use Facility that is used to provide a Switched Access Service when the base service is ordered as Switched Access. The spare channels will be assigned to either Switched Access or Special Access for rating purposes depending on how the customer ordered the service; i.e., Switched Access or Special Access respectively.

ACCESS SERVICE

6. Switched Access Service (Cont'd)6.1 Switched Access Service Description (Cont'd)6.1.3 Central Office Multiplexing (Cont'd)(C) Shared Use (Derived Channels Used for Switched and Special Access) (Cont'd)

The customer must place an order for each individual Switched or Special Access Service utilizing the shared use facilities and specify the circuit assignment for each such service.

When Switched Access Service Direct-Trunked Transport is provided utilizing a circuit of the shared use facility to a Hub, High Capacity rates and charges will apply for the facility from the customer designated premise to the Hub as set forth preceding, and individual service rates and charges will apply from the Hub to the Telephone Company Access Tandem or End Office. The rates and charges that will apply to the portion from the Hub to the Telephone Company Access Tandem or End Office will be dependent on the specific type of Switched Access Service that is provided (i.e., Voice Grade, or DS1). The rates and charges that will apply to the portion from the customer designated premise to the Hub will be prorated based on the capacity of the shared use facility to the Hub. The applicable rates and charges will include Entrance Facility and Direct-Trunked Transport rates and charges, if applicable. Rates and charges for optional features and functions associated with the service, if any, will apply for the appropriate circuit type.

ACCESS SERVICE

6. Switched Access Service (Cont'd)6.1 Switched Access Service Description (Cont'd)6.1.4 Shared Network Arrangement⁽¹⁾

A Shared Network Arrangement is a service offering that enables a customer (the "Service User") to connect subtending services to a Telephone Company multiplexed Switched Access DS3 or DS1 service of another customer (the "Host Subscriber"). The Telephone Company will maintain separate records and billing for each customer. Each customer will be billed for those rate elements associated with their own portion of the service configuration. Under no circumstances will the rates or charges for individual rate elements be split. This offering is limited to service configurations where a Service User obtains either subtending Voice Grade Switched Access circuits from a Host subscriber's multiplexed DS1 service, or Switched Access DS1 circuits from a Host subscriber's multiplexed DS3 service.

Under the Shared Network Arrangement, the Telephone Company may share record information with the Host Subscriber pertaining to the services of other users of the shared network. Such disclosure will be under the sole discretion of the Telephone Company as is necessary to perform billing reconciliations and/or other functions required in connection with maintaining account records.

Each customer entering into a Shared Network Arrangement is solely responsible to the Telephone Company for charges associated with that customer's portion of the shared network. Disconnection of service by the Host Subscriber does not relieve another user of the network of any obligation to pay access charges associated with the portion of the shared network to which that user subscribes. Billing for services and facilities will continue until a disconnect request from the Service User has been received by the Telephone Company. The Host Subscriber is solely responsible for notifying the connecting Service User in the event of disconnection of the Host service which affects that portion of the shared network service to which the Service User has subscribed.

⁽¹⁾ Effective 05/26/06, this regulation is limited to existing customers. For new customers purchasing Shared Network Arrangement, terms and conditions set forth in Section 5.6.15, will apply.

ACCESS SERVICE

6. Switched Access Service (Cont'd)6.1 Switched Access Service Description (Cont'd)6.1.4 Shared Network Arrangement⁽¹⁾ (Cont'd)

For administrative purposes, one "Arrangement" under the Shared Network Arrangement offering shall be limited to the agreement between one Host Subscriber and one Service User permitting the Service User to connect a specified number of subtending circuits to one specified multiplexer on the Host's service. Agreements between one Host Subscriber and two (or three, etc.) Service Users shall be deemed to comprise two (or three, etc., respectively) separate "Arrangements." However, an agreement to expand the scope of an existing Arrangement by subsequently increasing the number of subtending circuits on the same multiplexer shall not constitute a new or separate "Arrangement."

A Shared Network Arrangement shall be established between a Host Subscriber and a Service User upon the completion of the service order for the first circuit(s) in the arrangement. No Shared Network Arrangement shall be deemed to be in effect until at least one subtending circuit has been installed for the Service User. A Shared Network Arrangement shall be deemed cancelled when the last Subtending circuit has been disconnected.

A Processing Charge will apply for handling each service order in a Shared Network Arrangement when a Service User orders a subtending circuit(s) to be connected to a Host Subscriber's multiplexed service. The Processing Charge is contained in Section 6.3.1(G) and applies in addition to all other applicable rates and charges.

Shared Network Arrangement will not apply with Signaling for Tandem Switching Service.

⁽¹⁾ Effective 05/26/06, this regulation is limited to existing customers. For new customers purchasing Shared Network Arrangement, terms and conditions set forth in Section 5.6.15, will apply.

ACCESS SERVICE

6. Switched Access Service (Cont'd)6.1 Switched Access Service Description (Cont'd)6.1.5 Network Management

The Telephone Company will administer its network to insure acceptable service levels to all users of the Telephone Company's network services. Service levels are generally considered acceptable only when both end users and customers are able to establish connections with little or no delay encountered within the Telephone Company network. The Telephone Company maintains the right to apply protective controls, i.e., call gapping, to selectively cancel the completion of traffic carried over its network, including traffic associated with a customer's Switched Access Service. Such protective measures would generally be taken only as a result of occurrences such as failure or overload of Telephone Company or customer facilities, natural disasters, mass calling or national security demands. In the event that protective controls applied by the Telephone Company result in the complete loss of service, a Credit Allowance for Service Interruption will be granted.

6.1.6 Signaling for Tandem Switching

Signaling for Tandem Switching is an originating offering to all customers at Telephone Company designated electronic end offices. Signaling for Tandem Switching provides the Carrier Identification Code (CIC) and the OZZ code on an MF basis, and CIC and Circuit Code on an SS7 basis, needed to perform tandem switching functions. The CIC identifies the interexchange carrier and the OZZ or Circuit Code are numerical codes that identify the type of call.

Signaling for Tandem Switching is an originating offering provided on separate one-way originating Direct-Trunked Transport facilities from a Telephone Company end office to the Tandem Switching Provider (TSP) designated premise with Tandem Signaling. Terminating traffic from the TSP customers' premise to the Telephone Company's access tandem(s) or end office(s) will be provided as FGD terminating usage and billed to the Tandem Switching Provider.

ACCESS SERVICE

6. Switched Access Service (Cont'd)6.1 Switched Access Service Description (Cont'd)6.1.6 Signaling for Tandem Switching (Cont'd)

If the TSP customer prefers to have the Telephone Company bill the terminating FGD traffic to the IC customer the TSP must provide billing information upon which the Telephone Company can rely to bill the TSP's customers.

The TSP is responsible for ensuring the billing tape (or other medium) is accurate, complete and contains billable recordings or that TSP will be responsible for the charges associated with calls that it delivered to the Telephone Company Switch that the Telephone Company cannot bill. The TSP is responsible for ordering the Entrance Facility or Cross Connect and Direct-Trunked Transport to its premise as specified in 5.6.1A and 5.6.17, preceding.

Signaling for Tandem Switching is available for FGD services that are currently provisioned from Telephone Company end offices. Signaling for Tandem Switching is available with MF Signaling at all Telephone Company end offices and with SS7 Signaling at suitably equipped Telephone Company end offices. The SS7 signaling information is transmitted over facilities provided in accordance with the specifications set forth in Section 17 for Dedicated Signaling Transport. The OZZ and Circuit Codes are provided in SNET Publication: Provisioning for Signaling for Tandem Switching.

6.1.7 WATS Access Line (WAL) Service)

WAL Service is available to all customers and is a type of Special Access Service which connects an end user premises with a WATS serving office where it may be interconnected with FGA, FGB, and FGD Switched Access Service.

ACCESS SERVICE

6. Switched Access Service (Cont'd)6.1 Switched Access Service Description (Cont'd)6.1.8 Feature Group Changes

Changes from one Feature Group to another, e.g., FGB to FGD, etc., will be treated as a disconnect of one type of service and a new connect of another, subject to the following:

(A) Minimum Periods

- (1) When the effective dates for the disconnect of FGB and the new connect of FGD are the same, minimum period obligations will not change, i.e., the time elapsed in the existing FGB minimum period obligations will be credited to the minimum period obligations for FGD.
- (2) When the effective dates for the disconnect of FGB and the new connect of FGD are different, new minimum period obligations will be established for the FGD service.
- (3) New minimum period obligations will be established for all other changes in Feature Groups.

(B) Nonrecurring Charges

Full nonrecurring charges will apply for a change of Feature Groups. (

(C) Intercept and Forwarding of Calls

When all Feature Groups which require the use of an access code are discontinued at an end office and/or in a LATA, an intercept announcement will be provided for a limited period of time indicating that the access code dialed has been discontinued.

When a customer replaces FGB with FGD in an end office, the Telephone Company, at the request of the customer, will direct calls dialed using the previous FGB access code to the customer's FGD for a period of 90 days. In addition to being prepared to handle normally dialed FGD calls, the Switched Access Service customer must be prepared to receive additional address signaling associated with the FGB access code. Such calls will be rated as FGD.

ACCESS SERVICE

6. Switched Access Service (Cont'd)6.1 Switched Access Service Description (Cont'd)6.1.9 Transmission Specifications

Switched Access Service provides for a transmission path within the frequency bandwidth of approximately 300 to 3000 Hz between a customer premises and a Telephone Company location dependent on the type of transmission path ordered.

Each Switched Access Service transmission path is provided with one of three standard transmission specifications: Type A, Type B or Type C. The standard for a particular transmission path is dependent on the Feature Group, the Local Transport Interface Group and whether the service is routed directly to an end office or via an access tandem. In general, customer premises Interface Group 1 is provided with Type C transmission specifications, while Interface Groups 2 through 10 are provided with Type A or Type B transmission specifications. In addition, a transmission path suitable for the transmission of data may be provided through the use of Type DA or Type DB data specifications.

The available transmission specifications, data transmission parameters and the basis for determining Switched Access Service maintenance limits are set forth in Technical Reference TR-NWT-000334. Transmission specifications for SS7 signaling connections are set forth in Technical Reference TR-TSY-000394.

ACCESS SERVICE

6. Switched Access Service (Cont'd)6.1 Switched Access Service Description (Cont'd)6.1.10 Switched Access Service Directionality

Switched Access Service may be provided as originating, terminating or two-way calling arrangements.

Originating Direction - permits the delivery of calls from end users to the customer.

Terminating Direction - permits the delivery of calls from the customer to end users.

Two-Way - permits calling in both directions, but not simultaneously on the same individual channels on a facility.

6.1.11 Manner of Provision - Lines or Trunks

Switched Access is furnished in accordance with the number of lines or trunks ordered:

(A) FGA is furnished on a per-line basis.

(B) FGB is furnished on a per-trunk basis.

(C) FGD is furnished on a per-trunk basis.

Note: More detailed information regarding ordering Switched Access Service may be found in Section 5.6.1.

ACCESS SERVICE

6. Switched Access Service (Cont'd)6.1 Switched Access Service Description (Cont'd)6.1.12 Traffic Types

Switched Access Service trunks are differentiated according to the type and directionality of traffic carried to permit the Telephone Company to properly design the service to meet the traffic carrying capacity requirements of the customer.

There are three major types of traffic within a LATA:

(A) Originating

Represents traffic from end users to the customer. Because some customers wish to segregate originating FGD, 500 Access Service or 800 Database Access Service into separate trunk groups, originating traffic is further broken down into the following categories for ordering purposes:

- (1) Domestic noninternational traffic other than 500 Access Service, 800 Database Service, 900 Service and Operator Services,
- (2) International Direct Distance Dialing traffic only,
- (3) 500 Access Service
- (4) 800 Database Service
- (5) 900 Service
- (6) Operator Services
- (7) Telecommunications Relay Service (TRS)
- (8) 64 Clear Channel Capability

(B) Terminating

Represents traffic from the customer to the local telephone exchange network.

ACCESS SERVICE

6. Switched Access Service (Cont'd)6.1 Switched Access Service Description (Cont'd)6.1.12 Traffic Types (Cont'd)(C) Directory Assistance (DA)

Represents Directory Assistance traffic to a Directory Assistance location and is used for ordering Directory Assistance Service as set forth in Section 9.

When ordering FGA (where the off-hook supervisory signal is forwarded by customer's equipment when the called party answers), FGB or FGD Access capacity, the customer must, at a minimum, specify such capacity in terms of Originating and/or Terminating type traffic. Additionally, when ordering 500 Access Service or 800 Database Access Service capacity, the customer must specify the Originating traffic category.

ACCESS SERVICE

6. Switched Access Service (Cont'd)6.1 Switched Access Service Description (Cont'd)6.1.13 Use of Switched Access Service Arrangements in the Terminating Direction

Switched Access Service may be used to terminate traffic from the customer as shown in the following table. To use the table, locate the Feature Group of interest in the heading and read down and across to see what that Feature Group may be terminated in.

<u>Feature Group</u>			<u>May be Used in the Terminating Direction to Terminate Traffic from the Customer to:</u>
<u>A</u>	<u>B</u>	<u>D</u>	
T	(3)	(3)	Valid NXXs in the LATA
T	T	T	FGA
T	-	-	FGB (950-XXXX)
T	-	-	FGD (101XXXX)
(1)	-	-	Local operator service (0- and 0+)
(2)	(4)	(4)	Directory Assistance (411 and NPA+555-1212)
(1)	-	-	Emergency reporting service (911)
(1)	-	-	Exchange telephone repair (611)
(5)	(5)	(5)	Providers of community information services including Telephone Company time/weather announcement services
(6)	(6)	(6)	Other customers' dialed services
-	-	(7)	Switched DigitalData Service (SDDS)
-	-	T	64 Clear Channel Capability

Notes:

- (1) Charges for FGA calls requiring operator assistance or calls to 611 or 911 will apply only where sufficient call detail is available. An additional nonaccess operator surcharge for local operator assistance (0- and 0+), as set forth in the Telephone Company General and/or Local Exchange Service tariffs, will be billed on a separate account.
- (2) FGA calls to 411 and (NPA)555-1212 are subject to the Directory Assistance Service rates, set forth in Section 9, in lieu of Switched Access Service usage rates.

ACCESS SERVICE

6. Switched Access Service (Cont'd)6.1 Switched Access Service Description (Cont'd)6.1.13 Use of Switched Access Service Arrangements in the Terminating Direction
(Cont'd)

Notes: (Cont'd)

- (3) When directly routed to an end office, only valid NXX codes served by that end office may be accessed. When routed through a Telephone Company access tandem, only valid NXX codes served by offices subtending the access tandem may be accessed.
- (4) Calls will be completed to (NPA)555-1212 when the trunk side arrangement is combined with Directory Assistance Service.
- (5) Additional nonaccess charges will be billed for calls to certain community information services for which rates apply under the Telephone Company's Local and/or General Exchange Service tariffs, e.g., 976 (DIAL-IT) Network Services.
- (6) Additional nonaccess charges will be billed for calls to another customer's service under that customer's applicable service rates when the Telephone Company performs the billing function for that customer.
- (7) When routed over a dedicated FGD trunk(s) pursuant to Section 6.2 the Telephone Company will ensure that facilities it provides are capable of supporting 56 Kbps digital data to a Switched 56 Kbps End User as defined by the Telephone Company.

ACCESS SERVICE

6. Switched Access Service (Cont'd)6.1 Switched Access Service Description (Cont'd)6.1.14 Access Minutes(A) Measured Access Minutes

Access minutes are measured either at end office or Telephone Company access tandem switches:

- (1) For calls originating over FGA (where the off-hook supervisory signal is provided by the customer's equipment), FGB and FGD, the measured minutes are the chargeable access minutes.

For calls terminating over FGA or FGB, to 800 Database Access Service (InWATS) and FGD, the measured minutes are the chargeable access minutes.

- (2) For calls originating over FGA (where the off-hook supervisory signal is forwarded by the customer's equipment when the called party answers), chargeable originating access minutes are derived from recorded access minutes as follows:

Step 1: Obtain the recorded originating measured access minutes and messages for FGA (where the off-hook supervisory signal is forwarded by the customer's equipment when the called party answers), measured as set forth in Section 6.1.13(C)(1).

Step 2: Derive the total attempts by dividing the measured messages by the completion ratio.

Completion ratios are developed separately for the major traffic category types from a sample study which analyzes the ultimate completion status of the total attempts which receive acknowledgment from the customer.

Step 3: Derive the total nonconversation time (NCT) minutes by multiplying the total attempts by the NCT additive per attempt ratio.

ACCESS SERVICE

6. Switched Access Service (Cont'd)6.1 Switched Access Service Description (Cont'd)6.1.14 Access Minutes (Cont'd)(A) Measured Access Minutes (Cont'd)

(2) (Cont'd)

Step 3 (Cont'd)

The NCT additive per attempt ratio is obtained from the sample study identified in Step 2 by measuring the nonconversation time associated with both completed and noncompleted attempts. The total NCT additive is the time on a completed attempt from the time of customer acknowledgment of receipt of the call until the called party answers (set up and ringing) plus the time on an incomplete attempt between customer acknowledgment of a call until the end office or access tandem receives a disconnect signal (ring, but no answer, busy or network

Step 4: Obtain the total chargeable originating access minutes by adding the total nonconversation time to the recorded originating measured access minutes.

Example

Assumptions:	Measured Access Minutes	=	7,000
	Measured Messages	=	1,000
	Completion Ratio (CR)	=	.75
	Nonconversation Time (NCT) Additive		
		=	.4 Minute per Attempt

Total Attempts

= $\frac{\text{Measured Messages}}{\text{Completion Ratio}} = \frac{1,000 \text{ Messages}}{.75} = 1,333.33 \text{ Attempts}$

NCT Minutes = NCT Additive x Total Attempts

= .4 Minutes per Attempt x 1333.33 Attempts = 533.3 Minutes

Total Chargeable Originating Access Minutes

= Measured Access Minutes + NCT Minutes

= (7000 + 533.33) Minutes = 7,533.33 Minutes

ACCESS SERVICE

6. Switched Access Service (Cont'd)6.1 Switched Access Service Description (Cont'd)6.1.14 Access Minutes (Cont'd)(B) Accumulation of Measured Access Minutes Over the Billing Period

Measured access minutes, and fractions thereof, are accumulated over the billing period. The exact value of the fraction is a function of the switch technology where the measurement is made.

FGA access minutes are accumulated over the billing period for each line or hunt group and are then rounded up to the nearest access minute for each line or hunt group. FGB and FGD access minutes are accumulated over the billing period for each end office and are then rounded up to the nearest access minute for each end office.

ACCESS SERVICE

6. Switched Access Service (Cont'd)6.1 Switched Access Service Description (Cont'd)6.1.14 Access Minutes (Cont'd)(C) Measurement of Call Duration(1) FGA Originating Usage

- Begins when the originating FGA entry switch receives an off-hook supervisory signal forwarded from the customer's point of termination. This off-hook signal is either provided by the customer's equipment or is forwarded by the customer's equipment when the called party answers.
- Ends when the originating FGA entry switch receives an on-hook supervisory signal from either the originating end user's end office, indicating that the originating end user has disconnected, or the customer's point of termination, whichever is recognized first by the entry switch.

(2) FGA Terminating Usage

- Begins when the terminating FGA entry switch receives an off-hook supervisory signal from the terminating end user's end office, indicating that the terminating end user has answered.
- Ends when the terminating FGA entry switch receives an on-hook supervisory signal from either the terminating end user's end office, indicating the terminating end user has disconnected, or the customer's point of termination, whichever is recognized first by the entry switch.

ACCESS SERVICE

6. Switched Access Service (Cont'd)6.1 Switched Access Service Description (Cont'd)6.1.14 Access Minutes (Cont'd)(C) Measurement of Call Duration (Cont'd)(3) FGB Originating Usage

- Begins when the originating entry switch receives answer supervision forwarded from the customer's point of termination, indicating the customer's equipment has answered.
- Ends when the originating entry switch receives disconnect supervision from either the originating end user's end office, indicating that the originating end user has disconnected, or the customer's point of termination, whichever is recognized first by the entry switch.

(4) FGB Terminating Usage

- Begins when the terminating entry switch receives answer supervision from the terminating end user's end office, indicating the terminating end user has answered.
- Ends when the terminating entry switch receives disconnect supervision from either the terminating end user's end office, indicating the terminating end user has disconnected, or the customer's point of termination, whichever is recognized first by the entry switch.

ACCESS SERVICE

6. Switched Access Service (Cont'd)6.1 Switched Access Service Description (Cont'd)6.1.14 Access Minutes (Cont'd)(C) Measurement of Call Duration (Cont'd)(5) FGD Originating Usage

(a) Multifrequency Signaling

- Begins when the originating FGD entry switch receives the first wink supervisory signal forwarded from the usage customer of record's point of termination indicating that the customer's equipment has answered.
- Ends when the originating FGD entry switch receives disconnect supervision from either the originating end user's end office, indicating that the originating end user has disconnected, or the customer's point of termination, whichever is recognized first by the entry switch.

(b) SS7 Signaling

- Begins when the originating FGD entry switch sends an Initial Address Message (IAM). The usage measurement for tandem trunks begins when the FGD entry switch receives an Exit Message.
- Ends when a Release Message is sent or received by the originating end user's end office, whichever occurs first.

(6) FGD Terminating Usage

- Begins when the terminating FGD entry switch receives answer supervision from the terminating end user's end office, indicating that the terminating end user has answered.
- Ends when the terminating FGD entry switch receives disconnect supervision from either the terminating end user's end office, indicating that the terminating end user has disconnected, or the customer's point of termination, whichever is recognized first by the entry switch.

ACCESS SERVICE

6. Switched Access Service (Cont'd)6.1 Switched Access Service Description (Cont'd)6.1.15 Design and Traffic Routing of Switched Access Service

The Telephone Company shall determine the network architecture for the design of its Switched Access Services, and shall determine whether Access Services are available at the end office or at the Telephone Company access tandem or at both the end office and the Telephone Company access tandem.

(A) Service Ordered on a Per Line or Per Trunk Basis

When a customer orders Switched Access Service on a per line or per trunk basis, it is the customer's responsibility to assure that sufficient access services have been ordered to handle its traffic.

For Switched Access Service which is ordered on a per line or per trunk basis, the customer specifies the number of transmission paths, the desired line or trunk directionality and/or the traffic routing of the Switched Access Service between the customer's premises and the entry switch on the customer's order for service.

(B) Design Blocking Probability

The Telephone Company will design and monitor the facilities used in the provision of Switched Access Service to meet the following blocking probability criteria. Standard traffic engineering methods, as set forth in Special Report SR-EOP-000191 Issue No. 1, Trunk Traffic Engineering Concepts and Applications, will be used by the Telephone Company to determine the number of transmission paths required to achieve the level of blocking.

(1) For FGA and FGB no design blocking criteria apply.

(2) For FGD, the design blocking objective for the final group will be no greater than one percent (.01) between the point of termination at the customer's premises and the end office switch, whether the traffic is directly routed without an alternate route or routed via a Telephone Company access tandem.

ACCESS SERVICE

6. Switched Access Service (Cont'd)6.1 Switched Access Service Description (Cont'd)6.1.15 Design and Traffic Routing of Switched Access Service(B) Design Blocking Probability (Cont'd)

(3) The Telephone Company will perform routine measurement functions for the capacity ordered, whether ordered in lines or trunks, to assure that an adequate number of transmission paths are in service. The Telephone Company will recommend that additional capacity, i.e., lines or trunks, be ordered by the customer when additional paths are required to reduce the measured blocking level. Where design blocking criteria apply, the design blocking objective is assumed to have been met if the routine measurements show that the measured blocking does not exceed the thresholds listed in the following tables:

(a) For transmission paths carrying only first routed traffic directly between an end office and customer premises without an alternate route, and for paths carrying only overflow traffic, the measured blocking thresholds are as follows:

Number of Transmission Paths Per Trunk Group	Measured Blocking Thresholds in the Time Consistent Busy Hour for the Number of Measurements Per Trunk Group			
	15-20 Measurements	11-14 Measurements	7-10 Measurements	3-6 Measurements
2	.070	.080	.090	.104
3	.050	.060	.070	.090
4	.050	.060	.070	.080
5-6	.040	.050	.060	.070
7 or more	.030	.035	.040	.060

ACCESS SERVICE

6. Switched Access Service (Cont'd)6.1 Switched Access Service Description (Cont'd)6.1.15 Design and Traffic Routing of Switched Access Service(B) Design Blocking Probability (Cont'd)

(3) (Cont'd)

(b) For transmission paths carrying first routed traffic between an end office and customer premises via a Telephone Company access tandem, the measured blocking thresholds are as follows:

Number of Transmission Paths Per Trunk Group	Measured Blocking Thresholds in the Time Consistent Busy Hour for the Number of Measurements Per Trunk Group			
	<u>15-20 Measurements</u>	<u>11-14 Measurements</u>	<u>7-10 Measurements</u>	<u>3-6 Measurements</u>
2	.045	.055	.060	.095
3	.035	.040	.045	.060
4	.035	.040	.045	.055
5-6	.025	.035	.040	.045
7 or more	.020	.025	.030	.040

ACCESS SERVICE

6. Switched Access Service (Cont'd)6.1 Switched Access Service Description (Cont'd)6.1.15 Design and Traffic Routing of Switched Access Service(C) Network Blocking Charge for Feature Group D

The customer will be notified by the Telephone Company to increase its capacity (trunks), when excessive trunk group blocking occurs on groups carrying FGD traffic. Excessive trunk group blocking occurs when the blocking thresholds as described in B. are exceeded. If the order for sufficient additional capacity to handle the customer's traffic has not been received by the Telephone Company within 15 days of the notification, the Telephone Company will bill the customer a Network Blocking Charge for each overflow in excess of the chargeable threshold.

- (1) Chargeable Thresholds For Trunk Groups as specified in (B)(3)(a) preceding:

<u>Trunk Group Size</u>	<u>Allowable Overflows Per Trunk Per Month</u>
1-2	18
3-4	19
5-6	13
7-40	10
41-139	9
140-500	8
501 or greater	7

- (2) Chargeable Thresholds for Trunk Groups as specified in (B)(3)(b) preceding:

<u>Trunk Group Size</u>	<u>Allowable Overflows Per Trunk Per Month</u>
1-4	10
5-6	8
7-125	6
126 or greater	5

ACCESS SERVICE

6. Switched Access Service (Cont'd)6.1 Switched Access Service Description (Cont'd)6.1.16 Telephone Company Provision of Data and Reports(A) Service Performance Data

Subject to availability through its own service evaluation routines, end-to-end service performance data regarding overall end-to-end call completion and noncompletion performance, e.g., customer equipment blockage, failure results and transmission performance, may be made available to the customer at previously arranged intervals. This information does not include service performance data which is provided under other tariff sections, e.g., testing service results. If the information is provided in other than paper format, the charges will be determined on an individual case basis.

(B) Trunk Group Measurement Reports

Subject to availability, the Telephone Company will provide trunk group CCS, peg count and overflow data to the customer based on previously agreed to intervals. If data are to be provided in other than paper format, the charges for such exchange will be determined on an individual case basis. ICB rates and charges are set forth in 6.3.6 following.

ACCESS SERVICE

6. Switched Access Service (Cont'd)6.1 Switched Access Service Description (Cont'd)6.1.16 Telephone Company Provision of Data and Reports (Cont'd)(C) End User Subscriber Line and Usage Information Data

- (1) General - Upon request, the Telephone Company will provide historical and projected information pertaining to the number of end user subscriber lines and average use per line to Interexchange Carriers (ICs). Such historical and projected information shall be limited to that information used by the Telephone Company in the course of performing its normal business operations. Additionally, the Telephone Company will make updated information available on a semi-annual basis.
- (2) Information Content and Format - Unless requested otherwise, the 2 year historical and 5 year projected data will be provided in paper format on a per end office basis and will consist of the following information:
 - Number of residential subscriber lines
 - Number of business subscriber lines
 - Average use per residential subscriber line
 - Average use per business subscriber line
- (3) Availability of Data - The Telephone Company will provide the data to the requesting IC within 30 days of the receipt of a request. Separate requests must be made for updated data. Such requests are limited to two per year.
- (4) Charges for Data - The charge to the IC for such data will be developed on an individual case basis and will include only those incremental costs incurred by the Telephone Company in responding to the individual data request. Incremental costs include, but are not limited to, costs associated with the provision of data in a nonstandard format as well as costs associated with responding to other individualized treatment requested by the IC. These requests will be filed in Section 6.3.9.

ACCESS SERVICE

6. Switched Access Service (Cont'd)6.1 Switched Access Service Description (Cont'd)6.1.17 Customer Requirements

In addition to the obligations of the customer set forth in Section 2. preceding, the customer has certain specific obligations pertaining to the use of Switched Access Service. These obligations are as follows:

(A) Code Screening Reports

When a customer orders Switched Access Service Service Class Routing, Trunk Access Limitation or Call Gapping End Office Common Switching Nonchargeable optional feature arrangements, it must report the number of trunks and/or the appropriate codes to be instituted in each end office or Telephone Company access tandem switch, for each of the arrangements ordered.

(B) 900 NXX Code Reports

When ordering 900 Access Service, the customer must report the appropriate NXX code(s) to be instituted in each Telephone Company office at which the customer identification function is performed. The report must be updated by the customer each time a change is scheduled to occur, i.e., when a new code is to be added or an existing code is to be deleted. Such updated reports shall be provided at least 30 calendar days prior to the effective date of the change in order to allow the Telephone Company sufficient time to implement the change.

(C) Trunk Group Measurement Reports

With the agreement of the customer, and where technically feasible, trunk group CCS, peg count and overflow usage data for the customer end of all access trunk groups will be made available to the Telephone Company. These data will be used to monitor trunk group utilization and service performance and will be based on previously arranged intervals and format.

ACCESS SERVICE

6. Switched Access Service (Cont'd)6.1 Switched Access Service Description (Cont'd)6.1.17 Customer Requirements (Cont'd)(D) Supervisory Signaling Requirements

The customer's facilities shall provide the necessary on-hook, off-hook, answer and disconnect supervision.

(E) Jurisdictional Reports

When a customer orders Switched Access Service for both interstate and intrastate use, the customer is responsible for providing reports as set forth in Section 2.7.2. Charges will be apportioned in accordance with those reports. The method to be used for determining the interstate charges is set forth in Section 2.7.1.

(F) Media Stimulated Mass Calling Events

When Switched Access Service is utilized to provide services for which a substantial call volume is anticipated during a short period of time (e.g., 800, 900, etc. calls placed in response to television and radio advertising), the customer shall provide notification of such an event to the Telephone Company at least 24 hours in advance of the peak period. Such notification shall include the nature, time, duration and the frequency of the event, estimated call volume and the telephone number(s) to be utilized.

ACCESS SERVICE

6. Switched Access Service (Cont'd)6.1 Switched Access Service Description (Cont'd)6.1.18 Rollovers

A Rollover is a customer initiated move of services from one existing transport facility to another existing transport facility, from the same customer premises and the same Telephone Company location without the addition of a multiplexer. In order for the move to be considered a Rollover, all services on the facility being vacated must move simultaneously. The facility to which the services are being rolled onto must have existing spare channels on the existing multiplexer sufficient to accommodate the services being moved.

Rollovers from digital (DS1) to digital (DS3) facilities may be requested on Entrance Facilities and Direct-Trunked Transport facilities to an end office or a Telephone Company access tandem. A Rollover may include services moving from (1) a Switched Transport facility to another Switched Transport facility, (2) a Switched Transport facility to a Special Access facility, or (3) a Special Access Facility to a Switched Transport facility.

The Rollover charge as described in 2.11.5 C applies for all facility rollovers.

6.1.19 500 ACCESS SERVICE

500 Access Service is an originating only offering available to customers of Feature Group D Switched Access Service. 500 Access Service identifies the customer and provides subsequent delivery of identified calls to the customer, based on the six-digit screening of the dialed 0+ or 1+500+NXX-XXXX number.

500 Access Service is available only through designated Telephone Company access tandems. Traffic from a 500 access tandem may not be forwarded to more than one Point of Presence.

Unless prohibited by technical limitations (e.g., different dialing plans), a customer may elect to have 500 traffic combined in the same trunk group arrangement with non-500 tandem traffic. When required by technical limitations, or at the request of the customer, a separate trunk group will be established for 500 Access Service.

ACCESS SERVICE

6. Switched Access Service (Cont'd)6.1 Switched Access Service Description (Cont'd)6.1.19 500 ACCESS SERVICE (Cont'd)

500 Access Service will be provided in accordance with the technical characteristics available with FGD, i.e., premises interfaces, design blocking criteria, address signaling, etc.

500 Access Service is arranged for originating calling only. 500 access minutes shall be measured in the same manner as FGD access minutes.

When a 0+ or 1+500+NXX-XXXX call is originated by an end user, the Telephone Company will perform the customer identification function based on the dialed digits to determine the customer to which the call is to be routed. A query will be launched via the access tandem SSP, and the response will provide routing instructions to deliver the call to the customer via the access tandem.

When a 500+NXX code is opened, SNET will route all 1+ and 0+500+NXX calls to the access service customer. The customer is responsible for intercepting 500 traffic they choose not to accept.

SNET will block any call originated in the Telephone Company's operating territory in which the customer has not ordered 500 Access Service. In addition, 0+ and 1+500+NXX-XXXX calls originating for 500 Access Service which has been established will be blocked as follows:

- 1+500 calls will be blocked from public telephones, inmate lines, toll restricted stations, hotel/motel lines and WATS lines.
- 0+500 calls will be blocked from inmate lines, toll restricted stations and WATS lines.
- Calls originated as zero minus (0-) and 101XXXX will also be blocked.

ACCESS SERVICE

6. Switched Access Service (Cont'd)6.2 Switched Access Service Rate Categories6.2.1 Switched Transport

This rate category provides for a transmission path between a customer premises and the end office switch(es) where a customer's traffic is switched to originate or terminate communications.

Switched Transport is a two-way voice frequency transmission path comprised of facilities. Such facilities will be capable of, and are typically used in the telecommunications industry for, transmitting voice and associated telephone signals within the frequency bandwidth of approximately 300 to 3000 Hz.

Switched Transport provides for the transport of calls in either the originating or terminating direction, but not simultaneously on individual channels on a facility.

Switched Transport is provisioned by means of various facilities and connections. Optional features and functions are available as set forth in 6.2.1 D. The following rate elements would be utilized to provide the Switched Access between a customer's premises and an end office: (1) Entrance Facility, (2) Direct- Trunked Transport and/or (3) Tandem-Switched Transport. An Interconnection charge is also part of the Switched Transport category. An Access Tandem Trunk Port is also part of Switched Transport if the customer has dedicated tandem routed trunks from the customer's SWC to the Access Tandem.

Entrance Facility

The Entrance Facility provides for the facility between the customer premises and the serving wire center (SWC) of the customer's premises. The Entrance Facility is dedicated to the use of a single customer. The Entrance Facility is flat rated based on capacity, i.e., Voice Grade, DS1 or DS3. The capacity type defines the technical characteristics and types of signaling capability associated with the connection. An Entrance Facility is provided even if the customer's premises and the SWC are located in the same building unless the customer establishes an Expanded Interconnection Arrangement, in which case the Cross-Connect Termination rate will apply as specified in Section 18.6.

ACCESS SERVICE

6. Switched Access Service (Cont'd)6.2 Switched Access Service Rate Categories (Cont'd)6.2.1 Switched Transport (Cont'd)Direct-Trunked Transport

Direct-Trunked Transport provides the transmission facility between a SWC and an end office or the Telephone Company access tandem. Direct-Trunked Transport also applies to the transmission facility between the Telephone Company's SWC and a hub that interconnects facilities for both Direct-Trunked Transport to an end office or Telephone Company access tandem. Direct-Trunked Transport facilities are dedicated to the use of a single customer. Direct-Trunked Transport is flat rated based on capacity, (i.e., Voice Grade, DS1 or DS3). Direct-Trunked Transport is not available to end offices that do not have the necessary recording and measurement capabilities (e.g., remote switching office).

Access Tandem Trunk Port

The Access Tandem Trunk Port provides access into the Access Tandem at the Serving Wire Center side of the tandem switch. The Access Tandem Trunk Port is dedicated to the use of a single customer. The Access Tandem Trunk Port is flat rated based on the Access Tandem switch type, (i.e., Analog or Digital) and the number of customer trunks at the Access Tandem.

Dedicated Tandem Trunk Port is billed as originating and terminating based on a (C) Percent Originating Usage (POU) factor of 50%.

Originating Calculation = PIU x Originating Rate x Quantity x POU

Terminating Calculation = PIU x Terminating Rate x Quantity x (100-POU)

The Analog Access Tandem Trunk Port has the bandwidth to accommodate one customer trunk. The Digital Access Tandem Trunk Port has the bandwidth to accommodate twenty-four customer trunks.

ACCESS SERVICE

6. Switched Access Service (Cont'd)**6.2 Switched Access Service Rate Categories (Cont'd)****6.2.1 Switched Transport (Cont'd)****Tandem-Switched Transport**

Tandem-Switched Transport provides the transmission facility between the Telephone Company access tandem and an end office when the traffic is switched at a Telephone Company access tandem. Tandem-Switched Transport facilities include circuits provided for the common use of all customers who have ordered Tandem-Switched Transport. For examples of Tandem-Switched Transport see Section 2.9.2 preceding. (N)

Tandem Switched Transport consists of three charges, the Tandem-Switching charge, the Tandem Transmission charge, and the Common Transport Mux charge. The Tandem-Switching charge provides for use of the Telephone Company access tandem and is assessed on a per minute of use basis. The Tandem-Switching charge also applies for Feature Group A terminating Switched Transport when Tandem Transmission applies. The Tandem Transmission charge provides for the transport facilities from the Telephone Company access tandem to an end office and is made up of two elements; Tandem Transport Termination and Tandem Transport Facility. The Tandem Transport Termination element includes the non-distance sensitive portion of Tandem-Switched Transport, and is assessed on a per minute of use basis. The Tandem Transport Facility element includes the distance sensitive portion of Tandem-Switched Transport and is assessed on a per mile, per access minutes of use basis. The Common Transport Mux provides for multiplexing of common transport at the End Office and Access Tandem. It is a per minute of use charge that applies to all Telephone Company tandem routed access minutes of use. (N)

Tandem-Switched Transport does not apply when the minutes of use are routed to an alternate Tandem Switch Provider.

ACCESS SERVICE

6. Switched Access Service (Cont'd)6.2 Switched Access Service Rate Categories (Cont'd)6.2.1 Switched Transport (Cont'd)Interconnection Charge

The Interconnection Charge is a per minute of use charge that applies to all access minutes of use. A Collocated Interconnection Charge is applied when the access minutes are direct routed to an End Office, utilizing Direct-Trunked Transport (with zero miles) and a Cross-Connect Termination. The Interconnection Charge may apply to minutes of use associated with a jointly provided service when the end office is in the operating territory of the interconnecting company. The Originating Interconnection Charge will apply to all Originating minutes including Originating 700, 800, and 900 minutes that are identified in Section 3.7.4(D). The Terminating Interconnection Charge will apply to all Terminating minutes including Originating 700, 800, and 900 minutes that are identified in Section 3.7.4(C).

Telecommunications Relay Service (TRS)

When the customer has ordered FGD Switched Access Service to carry traffic originated by a Telecommunications Relay Service (TRS) Provider, the Telephone Company will provide facilities between the SWC of the TRS Provider's point of interface and the Telephone Company access tandem that serves the TRS Provider's point of interface. The Telephone Company will ensure sufficient capacity exists between the SWC of the TRS Provider's point of interface and the Telephone Company access tandem to handle all TRS originated traffic. Switched Transport charges for TRS traffic will be applied as specified in 6.2.1(A) and 6.3.1 following.

For Telephone Company provided facilities between the SWC of the TRS Provider and a Telephone Company access tandem that serves the TRS providers point of interface, calls will be delivered only in the originating direction.

ACCESS SERVICE

6. Switched Access Service (Cont'd)6.2 Switched Access Service Rate Categories (Cont'd)6.2.1 Switched Transport (Cont'd)(A) Mileage Measurement

The mileage to be used to determine the Switched Transport charge is calculated on the airline mileage, as set forth in Sec 2.11.4 between the end office switch where the call carried by the Switched Transport originates or terminates and the customer's serving wire center, with the following exceptions:

- (1) Originating Feature Group A - Mileage for access minutes in the originating direction over FGA for which Carrier Common Line Charges apply will be calculated for Direct-Trunked Transport between the end office switch where the FGA switching dial tone is provided and the customer's serving wire center for the Switched Access Service provided.
- (2) Terminating Feature Group A - Mileage for access minutes in the terminating direction over FGA for which Tandem Transmission charges apply will be calculated from the dial tone office to the End Office where the call terminates.
- (3) Alternate Traffic Routing - When the Alternate Traffic Routing optional feature is provided with FGB and FGD to provide service from an end office or Telephone Company Access Tandem to different customer premises locations, charges will be apportioned between the two transmission routes used to provide this feature.
 - (a) For FGB and for FGD which is routed via a Telephone Company access tandem, such apportionment will be made using standard Telephone Company traffic engineering methodology and will be based on the last trunk CCS desired for the high usage group and the relative capacity ordered to the end office, when the feature is provided at an end office switch, or to the subtending end offices when the feature is provided at a Telephone Company access tandem switch.
 - (b) For FGD which is directly routed, the apportionment will be based on the actual measured data which is recorded against the specific trunk group that carried a particular call. This apportionment will serve as the basis for the Switched Transport mileage calculation.

ACCESS SERVICE

6. Switched Access Service (Cont'd)6.2 Switched Access Service Rate Categories (Cont'd)6.2.1 Switched Transport (Cont'd)(A) Mileage Measurement (Cont'd)(4) Remote

- a) Direct-Trunked Transport to Host - When the facility is directly trunked to the Host Office, Direct Trunked Facility mileage will be measured between the customer's serving wire center and the Host Office, and Tandem Switched Facility mileage will be measured between the Host Office and the Remote Office in Direct Trunked arrangements the Tandem Switched Facility will use the Terminating-Tandem 3rd Party rate when a Frontier Telephone Company ILEC does not own the tandem. The Tandem Switching charge will not apply.
- (b) When the facility is directly trunked to a tandem, Direct Trunked Facility will be measured from the serving wire center to the tandem, Tandem Switched Facility will be measured from the tandem to the host, and another segment of Tandem Switched Facility will be measured from the host to the remote. When the Tandem Switch is a Frontier Telephone Company owned tandem then the Tandem Switch rates will use the Terminating-Tandem End Office rates. If the Tandem is owned by a non-Frontier Telephone company the Tandem Switch rates will use the Terminating – Tandem 3rd Party rates. A tandem switching charge would be applicable at the tandem.

(T)

(T)

ACCESS SERVICE

6. Switched Access Service (Cont'd)6.2 Switched Access Service Rate Categories (Cont'd)6.2.1 Switched Transport (Cont'd)(A) Mileage Measurement (Cont'd)(5) Hubbing

When Switched Transport Facilities of different capacities are interconnected by a multiplexer at a location other than the SWC, mileage is determined using the V&H coordinates method as set forth following.

(a) When only one multiplexer is involved, mileage for Direct-Trunked Transport is measured separately from the SWC to the Hub where multiplexing (i.e., facilities interconnection) occurs and then measured from the Hub to the end office or Telephone Company Access Tandem where the facility terminates.

(b) When more than one multiplexer is involved, mileage for Direct-Trunked Transport is measured successively from the SWC to the first Hub, from the first Hub to the second Hub, and then from the second Hub to the end office or Telephone Company Access Tandem where the facility terminates.

(6) Tandem-Switched Transport

Direct-Trunked Transport is provided to a Telephone Company Access Tandem for Tandem-Switched Transport traffic, the mileage for the Direct-Trunked Transport facility is calculated using the V&H coordinates of the customer's SWC and the Telephone Company Access Tandem. Tandem-Switched Transport rates will apply from the Telephone Company Access Tandem to the End Office. Mileage for Tandem-Switched Transport will be calculated using the V&H coordinates of the Telephone Company Access Tandem, and the End Office.

ACCESS SERVICE

6. Switched Access Service (Cont'd)6.2 Switched Access Service Rate Categories (Cont'd)6.2.1 Switched Transport (Cont'd)(A) Mileage Measurement (Cont'd)(7) WATS Access Line (WAL) Service

The Switched Transport mileage for FGA, FGB or FGD access minutes which originate from, or terminate to, a WATS Access Line (WAL) Service will be calculated between the WATS Serving Office at which the WAL Service terminates and the customer premises serving wire center for the Switched Access Service provided.

(8) Service Provided in Conjunction with Telecommunications Relay Service

The Switched Transport mileage for Switched Access Service provided in conjunction with Telecommunications Relay Service (TRS) will be calculated on an airline basis, using the V&H Coordinate Method set forth in Section 2, between the customer's serving wire center and the wire center serving the TRS Provider's point of interface.

(B) Interface Groups

The Entrance Facility is terminated at the customer premises in one of four Interface Groups, each of which provides a specific premises interface: two or four-wire voice grade, DS1 High Capacity, or DS3 High Capacity.

Depending upon the Interface Group chosen by the customer, multiplexing arrangements may also be required as set forth in 6.1.3.

Based on the Interface Group ordered by a customer and the type of Telephone Company facilities serving a customer premises, equipment may be required at the customer premises to accomplish four-wire to two-wire conversions, signaling conversions or the termination of a digital or high frequency facility in channel bank equipment.

Example: If a customer orders Switched Transport with a voice frequency interface at a customer premises which is served with digital transmission facilities, Telephone Company channel bank equipment would have to be placed at the customer premises.

ACCESS SERVICE

6. Switched Access Service (Cont'd)6.2 Switched Access Service Rate Categories (Cont'd)6.2.1 Switched Transport (Cont'd)(B) Interface Groups

The Entrance Facility is terminated at the customer premises in one of four Interface Groups, each of which provides a specific premises interface: two or four-wire voice grade, DS1 High Capacity, or DS3 High Capacity.

Depending upon the Interface Group chosen by the customer, multiplexing arrangements may also be required as set forth in 6.1.3.

Based on the Interface Group ordered by a customer and the type of Telephone Company facilities serving a customer premises, equipment may be required at the customer premises to accomplish four-wire to two-wire conversions, signaling conversions or the termination of a digital or high frequency facility in channel bank equipment.

Example: If a customer orders Switched Transport with a voice frequency interface at a customer premises which is served with digital transmission facilities, Telephone Company channel bank equipment would have to be placed at the customer premises.

ACCESS SERVICE

6. Switched Access Service (Cont'd)6.2 Switched Access Service Rate Categories (Cont'd)6.2.1 Switched Transport (Cont'd)(B) Interface Groups (Cont'd)

Switched Access Service is available with the Interface Groups set forth in the following table:

<u>Group</u>	<u>USOC</u>	<u>Description</u>	<u>Notes</u>
1	TPP1X	2-wire voice frequency (Approximately 300 to 3000 Hz)	1,2,3
2	TPP2X	4-wire voice frequency (Approximately 300 to 3000 Hz)	4
6	TPP6X	DS1 level digital (nominal 1.544 Mbps with 24 transmission path capability)	5,6
9	TPP9X	DS3 level digital (nominal 44.736 Mbps with 672 transmission path capability)	5,6

- Not provided in association with FGD when first point of switching is a Telephone Company access tandem.
- Not provided in association with FGB or FGD when the first point of switching provides only 4-wire terminations.
- Provided with loop supervisory signaling as follows:
 - FGA-loop or ground start.
 - FGB or FGD – reverse battery, except for two- way calling which is E&M.
- Provided with loop supervisory signaling as follows:
 - FGA – loop or ground start
- When analog switching utilizing analog terminations is provided, the customer must order multiplexing equipment before the first point of switching to derive the appropriate number of individual transmission paths with an approximate bandwidth of 300 to 3000Hz. When digital switching is provided, the customer must provide a DS1 signal in D3/D4 format at the first point of switching. If DS3 level is provided, then the customer must order multiplexing to either digital DS2 or analog at the first point of switching depending on the type of switch.
- Provided with individual transmission path bit stream supervisory signaling.

ACCESS SERVICE

6. Switched Access Service (Cont'd)6.2 Switched Access Service Rate Categories (Cont'd)6.2.1 Switched Transport (Cont'd)(C) Available Network Channel Interface (NCI) Codes

Switched Access Service is available (A) at the customer premises with the NCI codes set forth in the following table. The codes are shown by Interface Group as a function of Feature Group and Telephone Company Switch Supervisory Signaling. Additional information regarding NCI codes is set forth in Section 7 according to the transmission characteristics of the Interface Group, e.g. Voice Grade, High Capacity, etc. Only certain NCI code combinations are technically compatible. NCI code compatibility information is set forth in the appropriate technical reference publication(s) for the service ordered.

Interface Group & Capability	Switch Supervisory Signaling *	Network Channel Interface (NCI) Codes Available at Customer Premises	Feature Group		
			A	B	D
1 voice grade (two wire)	LO	2LS2, 2LS3	A	-	-
	GO	2GS2, 2GS3	A	-	-
	LO, GO	2DX3, 4EA3-E, 4EA3-M, 6EB3-E, 6EB3-M	A	-	-
	RV, EA, EB, EC	6EB3-E, 6EB3-M, 2DX3, 4EA3-E, 4EA3-M	-	A	A
	EA, EB, EC	6EC3	-	-	A
	RV	2RV3-0, 2RV3-T	-	A	A
	CCS	2N02	-	-	A
2 voice grade (four wire)	LO	4LS2, 4LS3, 6LS2	A	-	-
	GO	4GS2, 4GS3, 6GS2	A	-	-
	LO, GO	4DX2, 4DX3, 6EA2-E	A	-	-
	LO, GO	6EA2-M, 8EB2-E, 8EB2-M, 6EX2-B	A	-	-
	EA, EB, EC	6DX2	-	-	-
	EA, EB, EC	4DX2	-	A	A
	EA, EB, EC	6EA2-E, 6EA2-M, 8EB2-E, 8EB2-M	-	A	A
	EA, EB, EC	8EC2-M	-	-	A
	EA, EB, EC	4DX3	-	A	-
	CCS	4N02	-	-	A

* Telephone Company Switch Supervisory Signaling Code Translation:

LO - Loop Start	RV - Loop Reverse Battery	EB - E&M Type II
GO - Ground Start	EA - E&M Type I	EC - E&M Type III
CCS - SS7 Signaling		

ACCESS SERVICE

6. Switched Access Service (Cont'd)6.2 Switched Access Service Rate Categories (Cont'd)6.2.1 Switched Transport (Cont'd)(C) Available Network Channel Interface (NCI) Codes (Cont'd)

Interface Group & Capability	Switch Supervisory Signaling *	Network Channel Interface (NCI) Codes Available at Customer Premises	Feature Group		
			A	B	D
6 DS1	LO, GO RV, EA, EB, EC CCS	4DS9-15	A-	-	-
		4DS9-15	-	A	A
		4DS9-15	-	-	A
		4DS9-15B	-	-	A
		-15S	-	-	A
		-1S	-	-	A
		04SOF-B	A	A	A
		04CM6-1	A	A	A
9 DS3	LO, GO RV, EA, EB, EC CCS	4DS6-44	A-	-	-
		4DS6-44	-	A	A
		4DS6-44	-	-	A
		04ST6-A, 04CM6-3, 04CM6-C3,	A	A	A
		04CM6-S, 04SOF-B	A	A	A

* Telephone Company Switch Supervisory Signaling Code Translation:

LO - Loop Start
GO - Ground Start
CCS - SS7 SignalingRV - Loop Reverse Battery
EA - E&M Type IEB - E&M Type II
EC - E&M Type III

ACCESS SERVICE

6. Switched Access Service (Cont'd)6.2 Switched Access Service Rate Categories (Cont'd)6.2.1 Switched Transport (Cont'd)(D) Optional Features

At the option of the customer, the Telephone Company will provide the following Switched Transport optional features.

(1) Supervisory Signaling

When signaling conversion is required by the customer to meet its signaling capability and where transmission facilities permit, the customer may order an optional arrangement for each transmission path provided as follows:

Interface Groups 1 and 2 -

DX Supervisory Signaling,
E&M Type I Supervisory Signaling,
E&M Type II Supervisory Signaling, or
E&M Type III Supervisory Signaling

These optional supervisory signaling arrangements are not available in combination with the SS7 signaling feature described in 6.2.1 D(4), following.

(2) Customer Specified Entry Switch Receive Level (FGA & FGB) –

This feature allows the customer to specify the receive transmission level at the first point of switching. The range of transmission levels which may be specified is described in TR-NPL-000334. This feature is available with Voice Grade (4-wire), DS1 and DS3.

(3) Customer Specification of Switched Transport Termination (FGB)

This option allows the customer to specify a four-wire termination of the Switched Transport at the entry switch instead of a Telephone Company selected two-wire termination. This feature is available only with FGB which is provided with Type B Transmission Specifications and which is routed directly to an end office or access tandem.

ACCESS SERVICE

6. Switched Access Service (Cont'd)6.2 Switched Access Service Rate Categories (Cont'd)6.2.1 Switched Transport (Cont'd)(D) Optional Features (Cont'd)(4) Signaling System Seven (SS7) Signaling

This option provides out of band transmission of address and supervisory SS7 protocol signaling information between the tandem office switching system and the customer's designated premises. The signaling information is transmitted over facilities provided with Dedicated Signaling Transport (DST) as specified in Section 17.

This feature is available in SS7 signaling equipped tandem offices and end offices with Feature Group D and will be provided in accordance with SS7 interconnect specifications described in Switching System Requirements for Interexchange Carrier Interconnection Using the Integrated Services Digital Network User Part (ISDNUP), TR-TSY-000394.

This option includes the transport in the originating direction of the Calling Party Number (CPN) where technically feasible and where the Telephone Company has made CPN privacy restriction available to the originating end user. The CPN parameter provides for the automatic transmission of the ten-digit directory number, associated with a calling station, to the customer's premises for calls originating in the LATA. The ten-digit telephone number consists of the NPA plus the seven-digit telephone number, which may or may not be the same number as the calling station's charge number.

The CPN Parameter must be transported without alteration or modification to the connecting carrier, the terminus Telephone Company, or an end user when the customer has a direct connection. Customers must honor and transmit the unaltered "privacy indicator" within the CPN parameter.

SS7 signaling also provides the automatic transmission of the parameters specified in 6.2.2(A) following.

ACCESS SERVICE

6. Switched Access Service (Cont'd)6.2 Switched Access Service Rate Categories (Cont'd)6.2.1 Switched Transport (Cont'd)(D) Optional Features (Cont'd)(4) Signaling System Seven (SS7) Signaling (Cont'd)

SS7 signaling is a nonchargeable optional feature ordered with FG D access service. There is a nonrecurring charge associated with the conversion of FGD trunks equipped with multifrequency (MF) signaling to SS7 signaling. The application of the rearrangement charges from MF to SS7 signaling are described in 6.3.1 I, following.

(5) 64 Clear Channel Capability (CCC)

This option provides the customer with an increase in usable bandwidth from 56 kbps per trunk data stream across the network. Clear Channel Capability is provided only on a 1.544 Mbps facility and requires the customer signal at the channel interface to conform with Bipolar Eight Zero Suppression (B8ZS) line code format.

This feature is provided with SS7 signaling and is available where technically feasible and facilities permit. This feature will be provided in accordance with the SS7 Interconnect Specifications described in Network Transmission Interface and Performance Specifications Supporting Integrated Services Digital Network (ISDN), TR-NWT-00938; and Common Channel Signaling Network Interface Specification Supporting ISDN, TR-TSV-00962.

64 CCC is a non-chargeable optional feature ordered with FGD access service equipped with SS7 signaling. There is a nonrecurring charge associated with the conversion of FGD trunks equipped with MF signaling to SS7 signaling with 64 CCC and/or with the conversion of SS7 signaling to SS7 signaling with 64 CCC. The application of the rearrangement charges is described in 6.3.1.

ACCESS SERVICE

6. Switched Access Service (Cont'd)6.2 Switched Access Service Rate Categories (Cont'd)6.2.1 Switched Transport (Cont'd)(D) Optional Features (Cont'd)

The following table shows the Local Transport optional feature availability (A) by Feature Group and the Field Identifier (FID) used for ordering nonchargeable optional features:

Optional Feature	FID*	Feature Group		
		A	B	D
Supervisory Signaling Arrangements				
- DX	NCI ++DX+	A	A	A
- E&M Type I	NCI ++EA+	A	A	A
- E&M Type II	NCI ++EB+	A	A	A
- E&M Type III	NCI ++EC+	-	-	A
- Tandem	NCI ++EX+	A	-	-
Line Side Switched Transport Address/Supervisory Signaling Two-Way Operation				
- DP/LS	NC +++A	A	-	-
- DP/GS	NC +++E	A	-	-
- DTMF/LS	NC +++F	A	-	-
- DTMF/GS	NC +++G	A	-	-
Terminating Operation				
- DP/LS	NC +++N	A	-	-
- DP/GS	NC +++P	A	-	-
- DTMF/LS	NC +++R	A	-	-
- DTMF/GS	NC +++S	A	-	-
Originating Operation				
- LS	NC +++U	A	-	-
- GS	NC +++V	A	-	-
Standard Trunk Side Switched Transport				
- Originating	TTC SO	-	A	A
- Terminating	TTC ST	-	A	A
- Two-way Operation	TTC TY	-	A	A

* Per Transmission Path

ACCESS SERVICE

6. Switched Access Service (Cont'd)6.2 Switched Access Service Rate Categories (Cont'd)6.2.1 Switched Transport (Cont'd)(D) Optional Features (Cont'd)

Optional Feature	FID*	Feature Group		
		A	B	D
Supervisory Signaling Arrangements - DX	NCI ++DX+	A	A	A
Modified Operator Trunk**		-	-	-
Operator Trunk (FGD) - Full Feature	TTC FF	-	-	A
Rotary Dial Station Signaling	TTC RD	-	A	-
Customer Specified Entry Switch Receive Level	TLV	A	A	-
Customer Specification of Switched Transport	NC S+T+	-	A	-
Signaling System Seven (SS7) Signaling		-	-	A
64 Clear Channel Capability (CCC)		-	-	A

* Per Transmission Path

** A Switched Transport Optional Feature, not associated with any specific Feature Group (shown with its Field Identifier (FID) used for ordering this nonchargeable optional feature).

ACCESS SERVICE

6. Switched Access Service (Cont'd)6.2 Switched Access Service Rate Categories (Cont'd)6.2.1 Switched Transport (Cont'd)

(E) Nonrecurring Charges

Nonrecurring charges are one-time charges that apply for a specific work activity (i.e., installation or change to an existing service). In addition to the regulations set forth in 2.11.5, the following regulations for nonrecurring charges may also apply.

(1) Installation Charges

Nonrecurring charges apply to the installation of each Switched Transport facility: Entrance Facility and Direct-Trunked Transport facility in addition to the following:

- For FGA, the per line installation charge is applicable.
- For trunk side FGB and FGD services, the per trunk installation charge is applicable on a per trunk basis for each trunk installed at an End Office or Telephone Company Access Tandem.
- For Switched Transport VG services (Entrance Facility and Direct- Trunked Transport) the per channel charge is applicable for each facility. For Switched-Transport DS1 or DS3 services (Entrance Facility and Direct-Trunked Transport) the per DS1 or DS3 charges apply for each facility respectively.

(2) Service Rearrangements

Service rearrangements are changes to existing services which do not result in either (1) a change in the minimum period requirements or (2) a change in the physical location point of termination at the customer's premises. For service rearrangements, a charge equal to the nonrecurring charge for the addition of a trunk will apply as set forth in 6.3.1(F).

ACCESS SERVICE

6. Switched Access Service (Cont'd)6.2 Switched Access Service Rate Categories (Cont'd)6.2.2 Local Switching

This rate category provides for (1) local end office switching, i.e., the common switching functions associated with the various Switched Access Service arrangements, (2) the termination of Switched Transport at end offices including End Office Trunk Ports for direct routed traffic and WATS Access Lines that have a trunk side arrangement or Common Trunk Port for tandem routed traffic, and (3) intercept functions, i.e., the termination of certain calls at a Telephone Company intercept operator or recording. This category includes flat rated and usage sensitive rates and both chargeable and nonchargeable optional features. The usage sensitive rates are applied on a per minute of use basis.

Local Switching rates do not apply to Switched Access Service provided in conjunction with Telecommunications Relay Service (TRS) where common switching functions are not performed by the Telephone Company.

An End Office Trunk Port is required for the trunk terminations of Feature Groups B and D Access trunks and WATS Access Line service when it is provided as a trunk side arrangement. The End Office Trunk Port will be assessed on a flat monthly basis for End Office trunks that carry direct routed traffic.

Dedicated End office Port is billed as originating and terminating based on a Percent Originating Usage (POU) factor of 50%

Originating Calculation = PIU x Originating Rate x Quantity x POU

Terminating Calculation = PIU x Terminating Rate x Quantity x (100-POU)

The End Office Trunk Port is based on the type of End Office where the trunk terminates, either Analog or Digital. An Analog End Office Trunk Port has the bandwidth to accommodate one trunk while a Digital End Office Trunk Port has the bandwidth to accommodate twenty-four trunks. These charges are set forth in Section 6.3.2(D).

ACCESS SERVICE

6. Switched Access Service (Cont'd)6.2 Switched Access Service Rate Categories (Cont'd)6.2.2 Local Switching (Cont'd)(A) Common Switching Optional Features

Common Switching Optional Features provide local end office switching functions which are available in lieu of, or in addition to, the standard functions associated with the various Switched Access Service Feature Groups.

(1) Alternate Traffic Routing

- (a) Multiple Customer Premises Alternate Routing (FGB & FGD)
 - Provides the capability of directing originating traffic from an end office without the Signaling for Tandem Switching option (or appropriately equipped Telephone Company access tandem) to a trunk group (referred to as a "high usage group") to a customer premises until that group is fully loaded. Additional originating traffic from the same end office or Telephone Company access tandem (referred to as "overflow traffic") is delivered to a second customer premises over a different trunk group (referred to as a "final group"). The customer shall specify the last trunk CCS desired for the high usage group.
- (b) End Office Alternate Routing when Switched Access Service is ordered by number of trunks (FGB & FGD) - Provides an alternate routing arrangement for customers who order a Feature Group in trunks and have access to a suitably equipped end office via two routes, i.e., both direct routing (provisioned without Signaling for Tandem Switching Service) and tandem routing via a Telephone Company access tandem or a TSP Tandem, but not both. The feature routes originating traffic from the end office to the direct trunk group first. Overflow traffic will be routed via the Telephone Company access tandem trunk group or the TSP tandem, but not both.

ACCESS SERVICE

6. Switched Access Service (Cont'd)6.2 Switched Access Service Rate Categories (Cont'd)6.2.2 Local Switching (Cont'd)(A) Common Switching Optional Features (Cont'd)(2) Automatic Number Identification (ANI) / Charge Number

Provides for the automatic transmission to the customer of a seven or ten digit telephone number and information digits which identify the calling station for calls originating in the LATA. The ANI feature is an end office software function which is associated on a call-by-call basis with (1) all individual transmission paths in a trunk group routed directly between an end office and a customer premises or (2) where technically feasible, all individual transmission paths in a trunk group between an end office and a Telephone Company access tandem and a trunk group between a Telephone Company access tandem and a customer premises.

Seven digit ANI telephone number (FGB) - Technical limitations may exist with FGB in Telephone Company switching facilities which require ANI to be provided only on a directly trunked basis. ANI will be transmitted on all calls except those originating from multiparty lines, coin stations and coinless public telephones using FGB, or when an ANI failure has occurred.

ANI is not provided from end offices in which the Telephone Company needs to forward ANI to its recording equipment or where recording for end user billing is not required, e.g., 800 or 900 Access Service. ANI is not available with SS7 signaling.

Ten digit ANI telephone number (FGD) - The ten digit ANI telephone number consists of the Numbering Plan Area (NPA) plus the seven digit ANI telephone number. The ten digit ANI number will be transmitted on all calls except those identified as multiparty lines or when an ANI failure has occurred, in which case the NPA and the information digits described as follows will be transmitted. When ANI is requested a 2 digit identification number, e.g. information digits, are provided along with the 10 digit ANI telephone number.

ACCESS SERVICE

6. Switched Access Service (Cont'd)6.2 Switched Access Service Rate Categories (Cont'd)6.2.2 Local Switching (Cont'd)(A) Common Switching Optional Features (Cont'd)(2) Automatic Number Identification (ANI) / Charge Number (Cont'd)

Additionally, when the customer has ordered the 800 to POTS Number Translation feature specified in 6.2.4 (B)(1), following, information digits which identify the call as a translated 800 call, will be forwarded to the customer's premises in addition to the ten-digit POTS number. These information digits will also replace the information digits which identify the conditions set forth as follows when a POTS number is delivered to the customer's premises.

When the SS7 signaling feature is specified, the customer may obtain an ANI equivalent by ordering the Charge Number. The Charge Number option is the automatic transmission of the ten-digit billing number of the calling station when a FGD trunk group is provisioned with SS7 signaling.

When ANI cannot be provided, e.g., on multiparty lines or with an ANI failure, information digits will be provided to the customer. Information digits identify:

- (a) The ANI telephone number is the station billing number - no special treatment required.
- (b) Multiparty line - telephone number is associated with a 4- 8-party line and cannot be identified - number must be obtained via an operator or in some other manner.
- (c) ANI failure has occurred in the end office switch which prevents identification of the calling telephone number - number must be obtained via an operator or in some other manner.
- (d) Hotel/motel originated call which requires room number identification.
- (e) Call which requires special screening or handling by the customer, e.g., coinless station, hospital, inmate, etc.
- (f) Call in an Automatic Identified Outward Dialed (AIOD) call from customer premises equipment. The ANI telephone number is the listed telephone number of the customer and is not the telephone number of the calling party.

ACCESS SERVICE

6. Switched Access Service (Cont'd)6.2 Switched Access Service Rate Categories (Cont'd)6.2.2 Local Switching (Cont'd)(A) Common Switching Optional Features (Cont'd)

- (3) Band Advance Arrangement for use with WATS Access Line (WAL) Service (FGA, FGB & FGD) - Provided in association with two or more WAL Service groups. When a WAL Service group has exceeded its call capacity, this option provides for the automatic overflow of terminating calls to the WAL Service group to another WAL Service group with a band designation equal to or greater than the group which has exceeded its capacity. This arrangement does not provide for call overflow from a group with a higher band designation to one with a lower designation.

(4) Call Denial on Line or Hunt Group (FGA)

This option allows for the screening of terminating calls. Screening arrangements available with this option are as follows:

(a) Enhanced Call Denial

Prohibits the completion of terminating FGA calls to 950-XXXX, operator assistance (0+ and 0-), 101XXXX + 1 + ten digits, 1+ interLATA and international direct dialing (011+).

(b) Call Denial

Prohibits the completion of terminating FGA calls as specified in Enhanced Call Denial (6.2.2 A.(4)(a)) preceding and also prohibits the completion of intraLATA terminating calls except those to a Telephone Company specified set of NXXs within the Telephone Company local exchange calling area of the dial tone office in which the arrangement is provided.

Calls to service codes (i.e., 611, 911, 411 or NPA+555-1212) will be completed under both options. All restricted calls are routed to a reorder tone or recorded announcement. This feature is provided in all Telephone Company electronic end offices and, where available, in electromechanical end offices.

ACCESS SERVICE

6. Switched Access Service (Cont'd)6.2 Switched Access Service Rate Categories (Cont'd)6.2.2 Local Switching (Cont'd)(A) Common Switching Optional Features (Cont'd)(5) Call Gapping Arrangement (FGD)

Provides for the routing of originating calls to 900 service to be switched in the end office to all transmission paths in a trunk group at a prescribed rate of flow, e.g., one call every five seconds, in order to limit (choke) the completion of such traffic to the customer. Calls which are denied access to the designated service i.e., the choked calls, are routed to a no-circuit announcement. This option is provided in suitably equipped FGD end offices.

(6) End Office End User Line Service Screening for Use with WATS Access Line (WAL) Service (FGD)

Provides the ability to verify that an end user has dialed a called party address (by screening the called NPA on the basis of geographical bands selected by the Telephone Company) which is in accordance with that end user's service agreement with the customer, e.g., WATS. This option is provided in all Telephone Company electronic end offices.

(7) International Carrier Option (FGD)

Allows for FGD end offices or Telephone Company access tandem switches equipped for International Direct Distance Dialing to be arranged to forward the international calls of one or more international carriers to the customer (i.e., the Telephone Company is able to route originating international calls to a customer other than the one designated by the end user either through Presubscription or 101XXXX dialing). This requires provision of written verification to the Telephone Company that the customer is authorized to forward such calls. The written verification must be in the form of a letter of agency authorizing the customer to order the option on behalf of the international carrier.

ACCESS SERVICE

6. Switched Access Service (Cont'd)6.2 Switched Access Service Rate Categories (Cont'd)6.2.2 Local Switching (Cont'd)(A) Common Switching Optional Features (Cont'd)(8) Multiline Hunt Group Arrangements

(a) For Use with FGA Lines – Provides the ability to sequentially access one of two or more line side connections in the originating direction when the access code of the line group is dialed. FGA services with different methods of providing off-hook supervisory signaling (i.e., provided by the customer's equipment vs. being forwarded by the customer's equipment when the called party answers) cannot be mixed in the same hunt group arrangement. This feature is provided in all Telephone Company end offices.

(b) For Use with WATS Access Line (WAL) Service (FGA, FGGB and FGD) Provides the ability to sequentially access one of two or more WAL Services in the terminating direction when the hunting number of the WAL Service group is forwarded from the customer to the Telephone Company end offices in which WAL Service is provided.

(9) Nonhunting Number Arrangements

(a) For Use with Individual Lines (FGA) – Provides an arrangement where an individual line within a multiline hunt or UCD group may be dialed to provide access to that line when it is idle or to provide busy tone when it is busy. This feature is provided in Telephone Company electronic end offices only.

(b) For Use with WATS Access Line (WAL) Service (FGA, FGB & FGD) - Provides an arrangement whereby an individual WAL Service within a multiline hunt group or UCD arrangement may be dialed to provide access to that WAL Service when it is idle or to provide a busy tone when it is busy. This feature is provided in suitably equipped Telephone Company electronic end offices in which WAL Service is provided.

ACCESS SERVICE

6. Switched Access Service (Cont'd)6.2 Switched Access Service Rate Categories (Cont'd)6.2.2 Local Switching (Cont'd)(A) Common Switching Optional Features (Cont'd)(10) Outpulsing of up to 7 Access Digits to Customer (FGB)

Provides for the end office capability of providing up to 7 digits of the uniform FGB access code (950-XXXX) to the customer premises. The access code digits precede the forwarding of ANI information if that feature is provided and would be transmitted to the customer premises using multifrequency signaling. The customer may request that only some of the digits in the access code be forwarded.

(11) Service Class Routing (FGD)

Provides the capability of directing originating traffic from an end office to a customer trunk group based on the line class of service (e.g., coin, multiparty, or hotel/motel), service prefix indicator (e.g., 0-, 00-, 0+, 01+ or 011+) or service access code (e.g., 500 Service, 800 Database Service or 900 Service). This feature is provided in suitably equipped end offices or Telephone Company access tandem switches.

(12) Service Code Denial on Line or Multiline Hunt Group (FGA)

Allows for the screening of terminating calls within the LATA and for disallowing the completion of calls to 0-, 555 and N11 (e.g., 411, 611, 911). This feature is provided in suitably equipped electronic offices.

(13) Switched Digital Data Service (SDDS) Interconnect

Allows for originating and terminating transmission of 56 Kbps data over the switched network. This optional feature will allow an Interexchange Carrier to establish a dedicated FGD trunk(s) for the origination and termination of traffic between a switched 56 Kbps End User premises and an IC's Point of Termination utilizing FGD switching facilities to carry 56 Kbps traffic. This option is not available in combination with the SS7 Signaling Optional Feature.

ACCESS SERVICE

6. Switched Access Service (Cont'd)6.2 Switched Access Service Rate Categories (Cont'd)6.2.2 Local Switching (Cont'd)(A) Common Switching Optional Features (Cont'd)(14) Trunk Access Limitation (FGD)

Provides for the routing of originating 900 service calls to a specified number of transmission paths in a trunk group in order to limit (choke) the completion of such traffic to the customer. Calls which cannot be completed to the designated service, i.e., the choked calls, are routed to reorder tone. This option is provided in all Telephone Company electronic end offices.

(15) Uniform Call Distribution (UCD) Arrangements

(a) For Use with FGA Lines - Provides an even distribution of calls among available lines in a multiline hunt group. This feature is provided in suitably equipped Telephone Company electronic end offices.

(b) For Use with WATS Access Line (WAL) Service (FGA, FGB, & FGD) Provides for an even distribution of calls among available WAL Services in a multiline hunt group. This feature is provided in suitably equipped Telephone Company electronic end offices in which WAL Service is provided.

(16) Intrastate Call Rerouting for use with WATS Access Line Service

The customer when using FGD Service, in association with the WATS Access Line option, may request that terminating intrastate calls not be completed or in the alternative request that these calls be diverted to the Telephone Company.

(17) Carrier Selection Parameter (CSP)

Is the automatic transmission of a signaling indicator which signifies to the customer whether or not the call being processed originated from a presubscribed line or by dialing the 101XXXX code. CSP is only available with SS7-type signaling in suitably equipped Telephone Company offices.

ACCESS SERVICE

6. Switched Access Service (Cont'd)6.2 Switched Access Service Rate Categories (Cont'd)6.2.2 Local Switching (Cont'd)(A) Common Switching Optional Features (Cont'd)(18) Access Transport Parameter

This option provides for the transmission of information from the originating calling location through the CCS network. This feature is only available with FGD when 64 CCC is specified from suitably equipped offices.

(19) Carrier Identification Parameter (CIP)

This chargeable option provides for the transmission of the Carrier Identification Code (CIC) to the customer within the initial address message (IAM) SS7 call set up protocol. CIP is available with originating Feature Group D Switched Access Service from suitably equipped SS7 end offices or Telephone Company access tandems. The rates for the CIP optional feature are described in 6.3.7.

(20) Flexible Automatic Number Identification (Flex-ANI)

Flex-ANI is an enhancement to the ANI or Charge Number feature. The feature is available on inband signaling or in the Originating Line Information Parameter in the basic initial address message (IAM) SS7 call set up protocol. Flex-ANI provides additional values for the Information Indicator (ii) digits that are associated with standard ANI digits. The customer must have the ANI or Charge Number feature to have Flex-ANI or may order the features simultaneously.

Flex-ANI is available as a non-chargeable option for the purpose of identifying calls originating from public telephone access lines for per call compensation. The following Flex-ANI values are available:

70 Private Payphone Stations

Flex-ANI is provisioned on a per Carrier Identification Code (CIC), per end office basis. Tandem-routed trunk groups, however, will forward Flex-ANI digits from all Flex-ANI capable end offices subtending the access tandem.

ACCESS SERVICE

6. Switched Access Service (Cont'd)6.2 Switched Access Service Rate Categories (Cont'd)6.2.2 Local Switching (Cont'd)(A) Common Switching Optional Features (Cont'd)

The following table shows the Common Switching optional feature availability (A) by Feature Group and the Field Identifier (FID) code used in conjunction with ordering optional features:

Optional Feature	FID	Feature Group		
		A	B	D
Alternate Traffic Routing				
- Multiple Customer Premises	ARTG (2)	-	A	A
- Switched Access Ordered in Trunks	ARTG (2)	-	A	A
Automatic Number Identification (ANI)				
- 7 digit	ANI (2)	-	A	-
- 10 digit	ANI (2)	-	-	A
Charge Number	ANI (1)	-	-	A
Carrier Selection Parameter	CARP (1)	-	-	A
Access Transport Parameter	ATP	-	-	A
Carrier Identification Parameter	(2)	-	-	A
Flexible Automatic Number Identification (Flex-ANI)	(7)			A
Band Advance Arrangement for use with WATS Access Line (WAL) Service	BAAD (6)	A	A	A

(1) Per Transmission Path

(2) Per Transmission Path Group

(3) Per End Office

(4) Per Access Tandem

(5) Per WAL Service

(6) Per WAL Service Group

(7) Per CIC, per End Office

ACCESS SERVICE

6. Switched Access Service (Cont'd)6.2 Switched Access Service Rate Categories (Cont'd)6.2.2 Local Switching (Cont'd)(A) Common Switching Optional Features (Cont'd)

Optional Feature	FID	Feature Group		
		A	B	D
Call Denial on Line or Hunt Group	CAD (1 or 2)	A	-	-
Enhanced Call Denial on Line or Hunt Group	CAD (1 or 2)	A	-	-
Call Gapping Arrangement	CGAP (3)	-	-	A
End Office End User Line Service Screening for use with WATS Access Line (WAL) Service	BAND (5)	-	-	A
Multiline Hunt Group Arrangements				
- For Use with Lines	HML/HTG (2)	A	-	-
- For Use with WAL Service	HML/HTG (6)	A	A	A
International Carrier Option	INCO (3) & (4)	-	-	A
Nonhunting Number Arrangements				
- For Use with Individual Lines	NHN (1)	A	-	-
- For Use with WAL Service	NHN (5)	A	A	A
Outpulsing of up to 7 Access Digits to Customer	USDO (2)	-	A	-
Service Class Routing	SCRT (2)	-	-	A
Service Code Denial on Line or Hunt Group	SCD (1 or 2)	A	-	-
Switched Digital Data Service Interconnect	PSDS (1)	-	-	A
(1) Per Transmission Path	(5) Per WAL Service			
(2) Per Transmission Path Group	(6) Per WAL Service Group			
(3) Per End Office	(7) Per CIC, per End Office			
(4) Per Access Tandem				

ACCESS SERVICE

6. Switched Access Service (Cont'd)6.2 Switched Access Service Rate Categories (Cont'd)6.2.2 Local Switching (Cont'd)(A) Common Switching Optional Features (Cont'd)

Optional Feature	FID	Feature Group		
		A	B	D
Trunk Access Limitation	CHOK (3)	-	-	A
Uniform Call Distribution Arrangements				
- For Use with Lines	HTY UD (2)	A	-	-
- For Use with WAL Service	HTY UD (6)	A	A	A
Intrastate Call Rerouting for use with WATS Access Line Service		-	-	A

(1) Per Transmission Path

(2) Per Transmission Path Group

(3) Per End Office

(4) Per Access Tandem

(5) Per WAL Service

(6) Per WAL Service Group

(7) Per CIC, per End Office

ACCESS SERVICE

6. Switched Access Service (Cont'd)6.2 Switched Access Service Rate Categories (Cont'd)6.2.2 Local Switching (Cont'd)(B) Trunk Termination Optional Features

The following nonchargeable Trunk Termination optional features are available[Ⓢ]

- (1) Modified Operator Trunk - Provided as a trunk side Switched termination and is available only in electronic or other end offices where equipment is available. Because operator assisted traffic is routed over a separate trunk group, this arrangement is only provided in association with the End Office Service Class Routing Option. This arrangement is also normally ordered in conjunction with the End Office ANI optional feature, since the preponderance of trunk groups equipped with this arrangement will be terminated in customer Traffic Service Position Systems (TSPS), rather than manual cord switchboards.

Coin Calling Arrangement - Provides for initial coin return control and routing of originating coin calls having prefixes of 0+, 1+, 01+, or 011+ requiring operator assistance to the customer premises.

Non-Coin Calling Arrangement - Provides for initial coin return control and routing of originating noncoin calls having prefixes of 0+, 1+, 00-, 01+ or 011+ requiring operator assistance to the customer premises. When equipped with the ANI feature, information digits will be forwarded which identify that the call has originated from a hotel or motel, and whether room number identification or special screening is required, e.g., for coinless public stations, dormitory or inmate stations, or other screening arrangements agreed to between the customer and the Telephone Company.

Combined - Provides for initial coin return control and routing of combined originating coin and noncoin calls having prefixes of 0+, 1+, 01+ or 011+ requiring operator assistance to the customer premises.

- (2) Operator Trunk - Full Feature (FGD) - Makes the following operator functions in an end office available to the customer's operator: Operator Attached, Operator Released, Coin Collect, Coin Return and Ringback. This option is not available in combination with the SS7 signaling optional feature.

ACCESS SERVICE

6. Switched Access Service (Cont'd)6.2 Switched Access Service Rate Categories (Cont'd)6.2.2 Local Switching (Cont'd)(B) Trunk Termination Optional Features (Cont'd)

- (3) Rotary Dial Station Signaling (FGB) - This feature provides for the transmission of rotary dial station called party address signaling information to the customer premises on originating calls. This option is available only with FGB which is directly routed to an end office.

The following table shows the Trunk Termination optional feature(T) availability (A) by Feature Group and the Field Identifier (FID) used in conjunction with ordering nonchargeable optional features:

Optional Feature	FID*	Feature Group		
		A	B	D
Modified Operator Trunk**	TTC CO			
Operator Trunk (FGD) - Full Feature	TTC FF	-	-	A
Rotary Dial Station Signaling	TTC RD	-	A	-

* Per Transmission Path

** A Switched Transport Optional Feature, not associated with any specific Feature Group (shown with its Field Identifier (FID) used for ordering this nonchargeable optional feature).

ACCESS SERVICE

6. Switched Access Service (Cont'd)6.2 Switched Access Service Rate Categories (Cont'd)6.2.2 Local Switching (Cont'd)(C) WATS Access Line (WAL) Termination Optional Feature

WAL Service terminations are differentiated according to how they connect to the end office switch, i.e., line side vs. trunk side. The standard arrangement is with a line side termination. There are various types of originating, terminating and two-way line side terminations depending on the type of signaling associated with the WATS Access Line (i.e., loop start or ground start). Line side terminations are available with either dial pulse or dual tone multifrequency address signaling.

The following chargeable WATS Access Line Termination optional feature is only available with a trunk side arrangement in capable #1/1AESS end offices in association with WAL Service.

WATS Answer Supervision - WATS Answer Supervision is an optional feature which is available with originating only WATS Access Lines. When the terminating end answers, provided the interexchange carrier passes Answer Supervision to the Telephone Company, Answer Supervision will provide a signal to the originating end user that the distant end has answered. The exact timing of Answer Supervision is dependent upon the interexchange carrier. Answer Supervision is provided with either reverse battery or E&M type supervisory signaling as follows:

Reverse Battery:	Two-Wire, originating only
E&M:	Four-Wire, originating only

ACCESS SERVICE

6. Switched Access Service (Cont'd)6.2 Switched Access Service Rate Categories (Cont'd)6.2.2 Local Switching (Cont'd)(D) Line and Trunk Side Arrangements Available with WATS Access Line (WAL) Service

The line side arrangements which are available with WAL Service are shown below according to direction and signaling type. The Field Identifier (FID) codes which are used in conjunction with ordering are also listed.

<u>Direction/Signaling Types*</u>	<u>FID</u>	<u>FID</u>
<u>Originating</u>	<u>Two-wire</u>	<u>Four-wire</u>
LS/DP	NC ++AN	NC ++BN
LS/DTMF	NC ++AR	NC ++BR
GS/DP	NC ++AP	NC ++BP
GS/DTMF	NC ++AS	NC ++BS
<u>Terminating</u>	<u>Two-wire</u>	<u>Four-wire</u>
LS	NC ++AU	NC ++BU
GS	NC ++AV	NC ++BV
<u>Two-way</u>	<u>Two-wire</u>	<u>Four-wire</u>
LS/DP	NC ++AA	NC ++GA
LS/DTMF	NC ++AF	NC ++GF
GS/DP	NC ++AE	NC ++GE
GS/DTMF	NC ++AG	NC ++GG

The trunk side arrangements which are available with WAL Service are shown below according to direction and signaling types.* The Field Identifier (FID) codes which are used in conjunction with ordering are also listed.

<u>Two-wire Originating</u> (Ans Supv) RV/DTMF	<u>FID</u> NC ++AM
<u>Four-wire Originating</u> (Ans Supv) E&M/DTMF	<u>FID</u> NC ++BD

* Signaling Types:

<u>Supervisory Signaling</u>	<u>Address Signaling</u>
LS - Loop Start	DP - Dial Pulse
GS - Ground Start	DTMF - Dual Tone Multifrequency
RV - Reverse Battery	E&M - E&M Lead Signaling

ACCESS SERVICE

6. Switched Access Service (Cont'd)6.2 Switched Access Service Rate Categories (Cont'd)6.2.2 Local Switching (Cont'd)(E) Feature Group D Access Code Expansion

Feature Group D Access Code Expansion provides end office announcements to end users who casually dial Feature Group D using the five digit access code, informing them to add the digits 10 prior to the five digit access code.

The Telephone Company will assess the monthly Access Code Expansion charge to all Feature Group D Carrier Access Codes that are in service as set forth in 6.3.10. The Access Code Expansion charge will terminate on October 31, 2000.

6.2.3 Information Surcharge

The Information Surcharge rate recovers costs that have been assigned to the interstate information category through Part 69 of the Commission's Rules. These costs are other than those incurred in the provision of interstate Directory Assistance Service as set forth in Section 9.

The Information Surcharge is assessed to the customer based on the total number of access minutes. The rates are set forth in 6.3.3 following.

The Information Surcharge rate does not apply to Switched Access Service provided in conjunction with Telecommunications Relay Service (TRS).

ACCESS SERVICE

6. Switched Access Service (Cont'd)6.2 Switched Access Service Rate Categories (Cont'd)6.2.4 800 Database Access Service

800 Database Access Service is an originating only offering available to customers of Switched Access trunk side arrangements. In addition to Feature Group D usage charges, an 800 Database Query Charge as specified in 6.2.4 (A) following applies for each 800 Database Query made on behalf of the customer. When the 800 Database Query includes 800 Series to POTS Number Translation as described in 6.2.4(B)(1) or Premium Handling and Routing Options described in 6.2.4 (B)(2), following, the charges in 6.3.5 (B) will also apply, per query. The following rate elements and nonrecurring charges apply to 800 Database Access Service.

(A) 800 Database Basic Query Charge

1-800 Series-NXX-XXXX calls delivered to the customer are routed based on information derived via queries to the 800 Database.

The 800 Database Basic Query rate element provides for the routing of the 800 Query from one of the Service Switching Points (SSPs) through one of the Signal Transfer Points (STPs), as designated by the Telephone Company, to the SCP via the Telephone Company CCS7 network. The 800 Database SCP will respond with routing information (carrier identification) which will be returned to the SSP. Customers have the option of receiving the translated ten-digit POTS number in lieu of the dialed 800 Series number as described in 6.2.4 (B)(1), following.

The 800 Database Basic Access Service query charge is assessed to the customer based on the number of completed queries associated with 1-800 Series-NXX-XXXX dialed calls. A completed query is when the carrier identification with area of service routing, in the form of SS7 signaling information, is passed back from the SCP to the SSP from which the query originated. Query charges will apply for completed database queries regardless of whether the associated call is delivered to the customer. The basic 800 series calls may be routed to different customers based on the LATA in which the call originated.

ACCESS SERVICE

6. Switched Access Service (Cont'd)6.2 Switched Access Service Rate Categories (Cont'd)6.2.4 800 Database Access Service (Cont'd)(B) Vertical Features

Various call handling and destination features are available to the customer on an optional basis. These features allow for the customer to create active and inactive call processing logic for 1-800 Series-NXX-XXXX dialed calls. In this manner, the customer can customize the 800 Database Access Service to meet its end users' individual requirements. There are two query charges associated with vertical features, the 800 Series to POTS Number Translation Query and the Premium Handling and Routing Options Query. These features are described following. Rates and Charges associated with these features are set forth in 6.3.5 (B) following and apply in addition to the rate for 800 Database queries as set forth in 6.3.5 (A), following.

(1) 800 Series to POTS Number Translation Query

This feature provides for the translation of 1-800 Series- NXX-XXXX dialed numbers into recognizable ten-digit POTS numbers (i.e., NPA-NXX-XXXX). With this feature, the Telephone Company will deliver the ten-digit POTS number to the customer in lieu of the dialed 800 Series number. When this feature is ordered in conjunction with ANI, described in 6.2.2 (A)(2), delivered POTS numbers will be identified as having originated as 800 Series dialed calls.

The charge for this feature will be in addition to the 800 Database Query Charge.

(2) Premium Handling and Routing Options Query

This query charge applies whenever a query launched by the SSP to the SCP 800 Database is returned with additional call routing information as described following.

The charge for this feature will be in addition to the 800 Database Query Charge.

ACCESS SERVICE

6. Switched Access Service (Cont'd)6.2 Switched Access Service Rate Categories (Cont'd)6.2.4 800 Database Access Service (Cont'd)(B) Vertical Features (Cont'd)(2) Premium Handling and Routing Options Query (Cont'd)Alternate 800 Series to POTS Number Translation

This feature allows customers to vary the routing of 800 Database Access Service calls based on customer specified criteria prior to delivery of the call to the carrier for completion.

The customer may segment the 800 Series calls based on the following criteria:

- time of day
- day of week
- day of year
- ten-digit number
- percentage of traffic

This option is available only if the POTS number rather than the 800 Series dialed number is to be forwarded to the carrier. The customer is responsible for providing all necessary POTS translation numbers to the Telephone Company when this feature is ordered.

Premium Routing

This feature allows customers' end users to select multiple carriers for transporting its 800 Series calls based on criteria other than originating LATA of the call. The customer's end users may segment the 800 Series calls between carriers based on the same criteria set forth preceding for Alternate 800 Series to POTS Number Translation.

With the Premium Routing feature, calls can be delivered to the carrier either in the dialed 800 Series number format or in the POTS number format as set forth in 6.2.4 (B), preceding. The customer must specify the format and the necessary POTS numbers, if any, when ordering this feature.

ACCESS SERVICE

6. Switched Access Service (Cont'd)6.2 Switched Access Service Rate Categories (Cont'd)6.2.5 Signaling for Tandem Switching

Signaling for Tandem Switching is an originating offering available to customers for use with Switched Access FGD Access Service. The Signaling for Tandem Switching allows FGD traffic to be routed via an alternate non-Telephone Company tandem.

The following rate elements and nonrecurring charges apply to Tandem Signaling.

(A) Facility Charges

Standard Switched Transport Entrance Facility or Cross Connect Sections 6.3.1(A) and (B) and 18.6. apply to the facility between the customer premises and an end office. Facility charges will be billed to the TSP. In addition the standard FGD trunk additional charge as set forth in 6.3.1(F) will apply for new trunk additions or rearrangements.

(B) Feature Group D Usage Charges

- (1) Originating Traffic - Customers that route FGD traffic over a TSP trunk group will be billed all FGD usage sensitive charges (i.e., Carrier Common Line, Local Switching, Information Surcharge, Interconnection Charge and Host/Remote usage charges).
- (2) Terminating Traffic - The Terminating Traffic from a TSP premise to the Telephone company's access tandem(s) or end office(s) will be billed to the TSP. Terminating usage includes Carrier Common Line, Local Switching, Information Surcharge, Interconnection Charge and Host/Remote usage charges). In the alternative, the TSP may choose to have the Telephone Company bill the terminating FGD traffic to the IC customer.

(C) Tandem Signaling Charge

Originating calls delivered to the customer will include signaling information: CIC and OZZ for MF Signaling or CIC and Circuit Code for SS7 Signaling.

The Signaling for Tandem Switching charge will be assessed on a flat monthly basis to the TSP Provider for each one-way originating direct end office trunk group that is equipped with the Signaling for Tandem Switching option. This charge is set forth in 6.3.6 following.

ACCESS SERVICE

6. Switched Access Service (Cont'd)6.2 Switched Access Service Rate Categories (Cont'd)6.2.6 500 Access Service

500 Access Service is an originating only offering available to customers of FGD Switched Access trunk side arrangements. In addition to Feature Group D usage charges, a 500 Query Charge as specified in 6.3.7 following applies for each 500 Query made on behalf of the customer. The following rate element applies to 500 Access Service:

500 Query Charge

1+ or 0+500+NXX-XXXX calls delivered to the customer are routed based on information derived via queries to the 500 data base.

The query charge is assessed to the customer based on the number of queries associated with 1+ or 0+500+NXX-XXXX dialed calls. A charge will apply for all queries regardless of whether the associated call is delivered.

The 500 Query rate element provides for the routing of the 500 Query from one of the access tandem Service Switching Points (SSPs) to the Integrated Service Control Point (ISCP) via the Telephone Company SS7 network. The 500 ISCP will respond with routing information (carrier identification) which will be returned to the SSP.

ACCESS SERVICE

6. Switched Access Service (Cont'd)6.3 Switched Access Service Rates and Charges6.3.1 Switched Transport

Switched Transport DS1 and DS3 Entrance Facility, Direct-Trunked Transport and Multiplexing Services are subject to zone pricing. Rates for three rate zones have been established pursuant to the Federal Communications Commission's Report and Order in the Matter of Expanded Interconnection with Local Telephone Company Facilities, CC Docket No. 91-141, adopted August 3, 1993 and released September 2, 1993.

Each Central Office has been assigned to one of three pricing zones. The pricing zone for each central office is identified in NECA FCC Tariff No. 4.

(A) Entrance Facility

		Monthly Rate	Nonrecurring Charge			
(1)	Voice Grade (per channel)					
	- 2-wire	\$18.05			\$475.00	
	- 4-wire	\$34.00			\$485.00	
		Monthly Rate	1 YR-OPP*†3 Rate	3 YR-OPP*†5 Rate	5 YR-OPP*† Rate	Non- recurring Charge
(2)	DS1 (per DS1)					
	Zone 1	\$60.00	\$57.00	\$51.00	\$45.00	\$386.00
	Zone 2	\$77.00	\$73.15	\$65.45	\$57.75	\$386.00
	Zone 3	\$81.90	\$77.81	\$69.62	\$61.43	\$386.00
		Monthly Rate	3 YR-OPP* Rate	5 YR-OPP* Rate	Nonrecurring Charge	
(3)	DS3 (per DS3)					
	Zone 1	\$1,757.50	\$1,200.00	\$900.00	\$745.00	
	Zone 2	\$1,888.00	\$1,207.50	\$922.50	\$745.00	
	Zone 3	\$1,980.00	\$1,312.50	\$967.50	\$745.00	

* Rate Regulations applicable to the Optional Payment Plans are defined in Section 2.11.1.1.

† DS1 Optional Payment Plan 1,3 and 5 year rates are calculated as a percentage discount of the monthly rate as specified in Section 2.11.1.1(A)(2).

ACCESS SERVICE

6. Switched Access Service (Cont'd)6.3 Switched Access Service Rates and Charges (Cont'd)6.3.1 Switched Transport (Cont'd)

(B) Direct-Trunked Transport

		<u>Mileage Bands</u>	<u>Monthly</u>		<u>Nonrecurring Charge</u>
			<u>Fixed</u>	<u>Per Mile</u>	
(1)	Voice Grade (per channel)	0	\$0.00	\$0.00	\$268.00
		Over 0	\$13.50	\$.83	\$268.00
		<u>Mileage Bands</u>	<u>Monthly</u>		<u>Nonrecurring Charge</u>
			<u>Fixed</u>	<u>Per Mile</u>	
(2)	DS1 (per DS1) Zone 1	0	\$0.00	\$0.00	\$290.00
		Over 0	\$39.00	\$6.60	\$290.00
	Zone 2	0	\$0.00	\$0.00	\$290.00
		Over 0	\$42.00	\$ 7.70	\$290.00
	Zone 3	0	\$0.00	\$0.00	\$290.00
		Over 0	\$50.53	\$ 9.37	\$290.00

ACCESS SERVICE

6. Switched Access Service (Cont'd)6.3 Switched Access Service Rates and Charges (Cont'd)6.3.1 Switched Transport (Cont'd)(B) Direct-Trunked Transport (Cont'd)

(2) (Cont'd)

	<u>Mileage Bands</u>	<u>1 Yr OPP*†</u>		<u>Nonrecurring Charge</u>
		<u>Fixed</u>	<u>Per Mile</u>	
DS1 (per DS1)				
Zone 1	0	\$0.00	\$0.00	\$290.00
	Over 0	\$37.05	\$6.27	\$290.00
Zone 2	0	\$0.00	\$0.00	\$290.00
	Over 0	\$39.90	\$7.32	\$290.00
Zone 3	0	\$0.00	\$0.00	\$290.00
	Over 0	\$48.00	\$8.90	\$290.00

	<u>Mileage Bands</u>	<u>3 Yr OPP*†</u>		<u>Nonrecurring Charge</u>
		<u>Fixed</u>	<u>Per Mile</u>	
DS1 (per DS1)				
Zone 1	0	\$0.00	\$0.00	\$290.00
	Over 0	\$33.15	\$5.61	\$290.00
Zone 2	0	\$0.00	\$0.00	\$290.00
	Over 0	\$35.70	\$6.55	\$290.00
Zone 3	0	\$0.00	\$0.00	\$290.00
	Over 0	\$42.95	\$7.96	\$290.00

	<u>Mileage Bands</u>	<u>5 Yr OPP*†</u>		<u>Nonrecurring Charge</u>
		<u>Fixed</u>	<u>Per Mile</u>	
DS1 (per DS1)				
Zone 1	0	\$0.00	\$0.00	\$290.00
	Over 0	\$29.25	\$4.95	\$290.00
Zone 2	0	\$0.00	\$0.00	\$290.00
	Over 0	\$31.50	\$5.78	\$290.00
Zone 3	0	\$0.00	\$0.00	\$290.00
	Over 0	\$37.90	\$7.03	\$290.00

* Rate Regulations applicable to the Optional Payment Plans are defined in Section 2.11.1.1.

† DS1 Optional Payment Plan 1,3 and 5 year rates are calculated as a percentage discount of the monthly rate as specified in Section 2.11.1.1(A)(2).

ACCESS SERVICE

6. Switched Access Service (Cont'd)6.3 Switched Access Service Rates and Charges (Cont'd)6.3.1 Switched Transport (Cont'd)(B) Direct-Trunked Transport (Cont'd)

		<u>Mileage Bands</u>	<u>Monthly</u>		<u>Nonrecurring Charge</u>
			<u>Fixed</u>	<u>Per Mile</u>	
(3)	DS3 (per DS3)				
	Zone 1	0	\$0.00	\$0.00	\$1,180.00
		Over 0	\$431.00	\$54.00	\$1,180.00
	Zone 2	0	\$0.00	\$0.00	\$1,180.00
		Over 0	\$459.00	\$56.70	\$1,180.00
	Zone 3	0	\$0.00	\$0.00	\$1,180.00
		Over 0	\$486.00	\$81.00	\$1,180.00

		3 Yr OPP*		Nonrecurring
	<u>Mileage Bands</u>	<u>Fixed</u>	<u>Per Mile</u>	<u>Charge</u>
DS3 (per DS3)				
Zone 1	0	\$0.00	\$0.00	\$1,180.00
	Over 0	\$297.00	\$37.80	\$1,180.00
Zone 2	0	\$0.00	\$0.00	\$1,180.00
	Over 0	\$324.00	\$40.50	\$1,180.00
Zone 3	0	\$0.00	\$0.00	\$1,180.00
	Over 0	\$468.00	\$68.85	\$1,180.00

		5 Yr OPP*		Nonrecurring
	<u>Mileage Bands</u>	<u>Fixed</u>	<u>Per Mile</u>	<u>Charge</u>
DS3 (per DS3)				
Zone 1	0	\$0.00	\$0.00	\$1,180.00
	Over 0	\$270.00	\$21.60	\$1,180.00
Zone 2	0	\$0.00	\$0.00	\$1,180.00
	Over 0	\$297.00	\$24.30	\$1,180.00
Zone 3	0	\$0.00	\$0.00	\$1,180.00
	Over 0	\$432.00	\$60.75	\$1,180.00

* Rate Regulations applicable to the Optional Payment Plans are defined in Section 2.11.1.1.

ACCESS SERVICE

6. Switched Access Service (Cont'd)

6.3 Switched Access Service Rates and Charges (Cont'd)

6.3.1 Switched Transport (Cont'd)

(C) Tandem-Switched Transport

Usage Rate

(1) Tandem Transmission –per access minute

(a) Tandem Transport Termination

Originating	\$0.000063
Terminating End Office	\$0.000000
Terminating 3 rd Party	\$0.000063

(b) Tandem Transport Facility – per access minute per mile

Originating	\$0.000003
Terminating End Office	\$0.000000
Terminating 3 rd Party	\$0.000003

(2) Remote Tandem Transmission – Per access minute

(a) Tandem Transport Termination – per access minute

Originating	\$0.000285
Terminating End Office	\$0.000000
Terminating 3 rd Party	\$0.000285

(b) Tandem Transport Facility – per access minute per mile

Originating	\$0.0001010	
Terminating End Office	\$0.0000000	(R)
Terminating 3 rd Party	\$0.0001010	

(3) Tandem- Switching - per access minute

Originating	\$0.000634
Terminating End Office	\$0.000000
Terminating 3 rd Party	\$0.000634

(4) Common Transport Mux – per access minute

Originating	\$0.000082
Terminating End Office	\$0.000000
Terminating 3 rd Party	\$0.000082

(D) Interconnection Charge

	<u>Originating</u>	<u>Terminating</u>
- per access minute	\$0.000000	\$0.000000
- per Collocated access minute	\$0.000000	\$0.000000

ACCESS SERVICE

6. Switched Access Service (Cont'd)6.3 Switched Access Service Rates and Charges (Cont'd)6.3.1 Switched Transport (Cont'd)(E) Multiplexing

(1)	DS3 to DS1	Monthly		3 YR-OPP*	5 YR-OPP*
		<u>Rate</u>		<u>Rate</u>	<u>Rate</u>
	Zone 1	\$488.00		\$400.00	\$360.00
	Zone 2	\$550.50		\$425.25	\$386.25
	Zone 3	\$615.00		\$459.00	\$405.00
(2)	DS1* to Voice Grade	Monthly	1 YR-OPP*†	3 YR-OPP*†	5 YR-OPP*†
		<u>Rate</u>	<u>Rate</u>	<u>Rate</u>	<u>Rate</u>
	Zone 1	\$107.00	\$101.65	\$90.95	\$80.25
	Zone 2	\$117.00	\$111.15	\$99.45	\$87.75
	Zone 3	\$124.80	\$118.56	\$106.08	\$93.60

* Rate Regulations applicable to the Optional Payment Plans are defined in Section 2.11.1.1.

† DS1 Optional Payment Plan 1,3 and 5 year rates are calculated as a percentage discount of the monthly rate as specified in Section 2.11.1.1(A)(2).

ACCESS SERVICE

6. Switched Access Service (Cont'd)6.3 Switched Access Service Rates and Charges (Cont'd)6.3.1 Switched Transport (Cont'd)

		<u>Rate</u>
(F)	<u>Per Line/Trunk Addition</u>	
	- Nonrecurring Charge	\$100.00
(G)	<u>Shared Network Arrangement</u>	
	- Processing Charge per Service Order	\$56.48
(H)	<u>FGD Network Blocking Charge</u>	
	- Per Call Blocked	\$.011100
(I)	<u>SS7 Signaling/64 Clear Channel Capacity (64CCC)</u>	
	A service rearrangement charge(s) will apply When a customer requests a conversion of FGD From the following arrangements:	
	<ul style="list-style-type: none"> - MF signaling to SS7 signaling - S7 signaling to MF signaling - MF signaling to SS7 signaling with 64 CCC - SS7 signaling to SS7 signaling with 64 CCC 	
	Service Rearrangement Charge	<u>Rate</u>
	SS7 Trunk Conversion	
	- per first trunk converted, per trunk group	\$175.00
	- per additional trunk converted which is part of the same trunk group	\$9.00
(J)	<u>Access Tandem Trunk Port</u>	
		Originating Monthly <u>Rate</u>
		Terminating Monthly <u>Rate</u>
	- per Access Tandem Trunk Port	
	Analog	\$10.41
	Digital	\$56.00

ACCESS SERVICE

6. Switched Access Service (Cont'd)6.3 Switched Access Service Rates and Charges (Cont'd)6.3.2 End Office(A) Local Switching Usage Sensitive Rate

	<u>Originating</u>	<u>Terminating</u>	
- Per access minute	\$0.003133	\$0.000000	(R)

(B) Chargeable Line Termination
Optional Features for WATS
Access Line (WAL) Service

	<u>Monthly</u> <u>Rate</u>	<u>Nonrecurring</u> <u>Charge</u>
Answer Supervision, Per WAL Service		
- Two-wire provided with reverse battery supervisory signaling	\$0.00	\$0.00
- Four-wire provided with E&M supervisory signaling	\$0.00	\$0.00

(C) Common Trunk Port

	<u>Originating</u>	<u>Terminating</u>
- Per access minute	\$0.00140	\$0.00000

(D) End Office Trunk Port

	<u>Originating</u> <u>Monthly</u> <u>Rate</u>	<u>Terminating</u> <u>Monthly</u> <u>Rate</u>
- per Access End Office Trunk Port		
Analog	\$0.00	\$0.00
Digital	\$140.00	\$0.00

ACCESS SERVICE

6. Switched Access Service (Cont'd)6.3 Switched Access Service Rates and Charges (Cont'd)6.3.2 End Office (Cont'd)(E) 900 Access Service Nonrecurring
ChargeActivation of 900 NXX codes routed to
a customer for statewide access

- Activation of the first 900 NXX code
contained in an order \$17,693.55
- Activation of each additional 900 NXX
code contained in the same order \$1,411.10
- Activation of 0+900 dialing option not
associated with NXX activation activity \$91,540.00
- Deactivation of 0+900 dialing option \$76,025.00

6.3.3 Information Surcharge Rates

Premium Rate, Per Access Minute \$0.00

6.3.4 Message Unit Credit

- Per originating FGA Access Minute (\$0.002506)*

*() equals a negative amount.

ACCESS SERVICE

6. Switched Access Service (Cont'd)6.3 Switched Access Service Rates and Charges (Cont'd)6.3.5 800 Database Access ServiceRate
Per Query(A) 800 Database Basic Query,
with 800 Series Number Turnaround \$0.003393

(B) Vertical Features

(1) per Query, with 800 Series to
POTS Number Translation \$0.001200(2) per Query, with Premium Handling
and Routing Options \$0.0011906.3.6 Signaling for Tandem SwitchingMonthly
Rate

- Signaling for Tandem Switching, per trunk group \$10.00

6.3.7 Carrier Identification Parameter (CIP)Monthly
Rate

per trunk group \$25.00

6.3.8 500 Access ServiceRate
Per Query

500 Query \$0.015

ACCESS SERVICE

6. Switched Access Service (Cont'd)6.3 Switched Access Service Rates and Charges (Cont'd)6.3.9 Switched Access Service Individual Case Basis Filings

Rates and charges for Switched Access Service provided on an individual case basis are filed as follows:

Case <u>No.</u>	Exchange Company <u>Code</u>	Customer <u>Name</u>	Monthly <u>Rate</u>
90-109	SNET	AT&T	\$610.60

Description: Expansion of usage peg count and overflow data (UPCO) on all trunk groups that carry traffic including all trunk groups below the access tandem T-Traned via standard magnetic interface. (DIXC)

6.3.10 Access Code Expansion

	Monthly <u>Rate</u>
Per Feature Group D Carrier Access Code	\$0.00