

ACCESS SERVICE

7. Special Access service7.1 General

Special Access Service with the exemption of the WATS Access Line and Customer Network Reconfiguration Service, provides a transmission path to connect customer designated premises*, either directly or through a Telephone Company Hub where bridging, multiplexing or Customer Network Reconfiguration Service functions are performed. The WATS Access Line, offered under Voice Grade Service, provides a transmission path connecting customer designated premises with a WATS serving office. Customer Network Reconfiguration Service, provides customers with the (C) ability to reconfigure their Special Access circuits. Special Access (C) Service includes all exchange access not utilizing Telephone Company end office switches.

The connections provided by Special Access Service can be either analog or digital. Analog connections are differentiated by spectrum and bandwidth. Digital connecting are differentiated by bit rate.

7.1.1 There are seven types of channels used to provide Special Access Services. Each type has its own characteristics. All are subdivided by one or more of the following:

- Transmission specification,
- Bandwidth,
- Speed (i.e., bit rate,)
- Spectrum

Customer can order a basic channel and select from a list of available transmission parameters and channel interfaces those that they desire to meet specific communications requirements.

* Telephone Company Centrex CO-like switches, Telephone Company Answering Service Concentrators and packet switches included in Public Packet Switched Network (PPSN) Service are considered to be customer premises for purposes of administering regulations and rates contained in this tariff.

Issued: August 26, 1991

Effective: October 10, 1991

Senior Vice President
201 East Fourth Street
Cincinnati, Ohio 45202

ACCESS SERVICE

7. Special Access service (Cont'd)7.1 General (Cont'd)7.1.1 Channel Types (Cont'd)

For purposes of ordering channels, each has been identified as a type of Special Access Service. However, such identification is not intended to limit a customer's use of the channel not to imply that the channel is limited to a particular use. For example, if a customer's equipment is capable of transmitting voice over a channel that is identified as a Metallic Service in this tariff, there is not restriction against doing so.

Following is a brief description of each type of channel:

Metallic - a channel for the transmission of low speed varying signals at rates up to 30 baud.

Telegraph Grade - a channel for the transmission of binary signals at rates of 0 to 75 baud or 0 to 150 baud.

Voice Grade - a channel for the transmission of analog signals within an approximate bandwidth of 300 to 3000 Hz. This may also include channels for use for 800 Service, WATS, or similar services.

Program Audio - a channel for the transmission of audio signals. The nominal frequency bandwidths are from 50 to 15000 Hz, from 200 to 3500 Hz, from 100 to 5000 Hz or from 50 to 8000 Hz.

Video - a channel for the transmission of standard 525 line 60 field monochrome or National Television Systems Committee color video signal and one or two associated 5 or 15 kHz audio signals. The bandwidth is either 30 Hz to 4.5 MHz or 30 Hz to 6.6 MHz.

(D)
|
|
|
(D)

Issued: January 28, 1991

Effective: March 14, 1991

Senior Vice President
201 East Fourth Street
Cincinnati, Ohio 45202

ACCESS SERVICE

7. Special Access Service (Cont'd)7.1 General (Cont'd)7.1.1 Channel Types (Cont'd)

Digital Data - a channel for the digital transmission of synchronous serial data at rates of 2.4, 4.8, 9.6, 19.2, 56 or 64 kbps. (C)

High Capacity - a channel for the transmission of isochronous serial digital data at rates of 1.544, 3.152, 6.312, 44.736 or 274.176 Mbps. (C)

Detailed descriptions of each of the channel types are provided in 7.2 following.

The customer also has the option of ordering Voice Grade and digital high capacity facilities (i.e., 1.544 Mbps, 3.152 Mbps, 6.312 Mbps, 44.736 Mbps and 274.176 Mbps) to a Telephone Company hub for multiplexing to individual channels of a lower capacity or bandwidth. Descriptions of the types of multiplexing available at the hubs, as well as the number of individual channels which may be derived from each type of facility are set forth in 7.2 following. Additionally, the customer may specify optional features for the individual channels derived from the facility to further tailor the channel to meet specific communications requirements. Descriptions of the optional features and functions available are also set forth in 7.2 following.

(This page filed under Transmittal No. 677)

Issued: January 13, 1995

Effective: January 26, 1995

Senior Vice President
201 East Fourth Street
Cincinnati, Ohio 45202

ACCESS SERVICE

7. Special Access Service (Cont'd)7.1 General (Cont'd)7.1.1 Channel Types (Cont'd)

For example, a customer may order a 3.152 Mbps facility from a customer designated premises to a Telephone Company hub for multiplexing to two 1.544 Mbps channels. The 1.544 Mbps channels may be further multiplexed at the same or a different hub to Voice Grade or Digital Data (i.e., 2.4, 4.8, 9.6, 19.2, 56 or 64 kbps) channels or may be extended to other customer designated premises. Optional features may be added to either the 1.544 Mbps or the Voice Grade channels. (C)

7.1.2 Rate Categories

There are three basic rate categories which apply to Special Access Service:

- Channel Terminations (described in 7.1.2(A) following)
- Channel Mileage (described in 7.1.2(B) following)
- Optional Features and Functions (described in 7.1.2(C) following)

(This page filed under Transmittal No. 677)

Issued: January 13, 1995

Effective: January 26, 1995

Senior Vice President
201 East Fourth Street
Cincinnati, Ohio 45202

ACCESS SERVICE

7. Special Access Service (Cont'd)7.1 General7.1.2 Rate Categories (Cont'd)(A) Channel Termination

The Channel Termination rate category provides for the communications path between a Customer-designated premises and the Serving Wire Center of that premises. Included as part of the Channel Termination is a standard channel interface arrangement which defines the technical characteristics associated with the type of facilities to which the access service is to be connected at the Point of Termination (POT) and the type of signaling capability itself is provided as an optional feature as set forth in (C) following. One Channel Termination charge applies per is terminated. This charge will apply even if the Customer-designated premises and the Serving Wire Center are located in the same Telephone Company building.

- (1) The Channel Termination rate will apply for all Telephone Company Access connections except High Capacity Expanded Interconnection and Collocation Services (Section 17). A Channel Termination rate will apply even when the customer-designated premises and the Serving Wire Center are located in the same Telephone Company building, unless the customer establishes a High Capacity Expanded Interconnection and Collocation arrangement (Section 17), in which case the Electronic Cross-Connect Charge (ECC) rate will apply as specified in Section 17.10.2 or the Virtual Electronic Cross Connect (VECC) specified in Section 17.11.2 at the rates set forth in Section 17.11.13. (C)
|
(C)

(This page filed under Transmittal No. 662)

Issued: September 1, 1994

Effective: December 15, 1994

Vice President
201 E. Fourth Street
Cincinnati, Ohio 45202

ACCESS SERVICE

7. Special Access Service (Cont'd)7.1 General7.1.2 Rate Categories (Cont'd)(A) Channel Termination

- (2) An Electronic Cross-Connect Charge (ECC) or Virtual Electronic Cross-Connect Charge (VECC) will apply in lieu of the Channel Termination rate for High Capacity Services utilizing an Expanded Interconnection and Collocation arrangement as specified in Section 17. Under Physical Collocation arrangements, this charge provides for the communications path between the collocated Interconnector-provided Facilities, and the Telephone Company Serving Wire Center. Under Virtual Collocation/Interconnection arrangements, this rate provides for the communications path between the Interconnector facilities, and the Telephone Company services set forth in Section 17.11.3. The rates for the ECC are set forth in Section 17.10.2 and the rates for the VECC in Section 17.11.3. (C)

(This page filed under Transmittal No. 662)

Issued: September 1, 1994

Effective: December 15, 1994

Vice President
201 E. Fourth Street
Cincinnati, Ohio 45202

ACCESS SERVICE

7. Special Access Service (Cont'd) (M)
- 7.1 General |
- 7.1.2 Rate Categories (Cont'd) (M)
- (B) Channel Mileage (T)
- The Channel Mileage rate category provides for the transmission facilities between the serving wire centers associated with two customer designated premises, between a serving wire center associated with a customer designed premises and a Telephone Company hubs. There are two rates that apply for each band, i.e., a flat rate per band and a rate per mile. (M)
- (C) Optional Features and Functions (T)
- The Optional Features and Functions rate category provides for optional features and functions which may be added to a Special Access Service to improve its quality or utility to meet specific communications requirements. These are not necessarily identifiable with specific equipment, but rather represent the end result in terms of performance characteristics which may be obtained. These characteristics may be obtained by using various combinations of equipment. Although the equipment necessary to perform a specified function may be installed at various locations along the path of the service, they will be charges for as a single rate element. (M)

Certain regulations on this page formerly appeared in NECA Tariff F.C.C.
NO. 1 on 3rd Revised Page 265.

Issued: July 2, 1985

Effective: October 1, 1985

Vice President
201 E. Fourth Street
Cincinnati, Ohio 45202

ACCESS SERVICE

7. Special Access Service (Cont'd)7.1 General (Cont'd)7.1.2 Rate Categories (Cont'd)(C) Optional Features and Functions (Cont'd)

Examples of Optional Features and Functions that are available include, but are not limited to, the following:

- Signaling Capability
- Hubbing Functions
- Conditioning
- Transfer Arrangements

A hub is a Telephone Company designated serving wire center at which bridging, multiplexing or Customer Network Reconfiguration Service functions are performed. The bridging functions performed are to connect three or more customer designated premises in a multipoint arrangement. The multiplexing functions are to channelize analog or digital facilities to individual services requiring a lower capacity or bandwidth. The Customer Network Reconfiguration Service functions allow customers to reconfigure their Special Access Services. National Exchange Carrier Association, Inc. Tariff FCC No. 4 identifies serving wire centers, hub locations and the type of bridging, multiplexing or Customer Network Reconfiguration Service functions available. (C)

Descriptions for each of the available Optional Features and Functions are set forth in 7.2 following.

7.1.3 Service Configurations

There are two types of service configurations over which Special Access Services are provided: two-point service and multipoint service.

(A) Two-Point Service

A two-point service connects two customer designated premises, or a customer designated premises and a serving office for Voice Grade WATS Access Line Service, either on a directly connected basis or through a hub where multiplexing functions are performed. In addition, a two point service may connect a customer designated premises and a Customer Network Reconfiguration Service hub.

ACCESS SERVICE

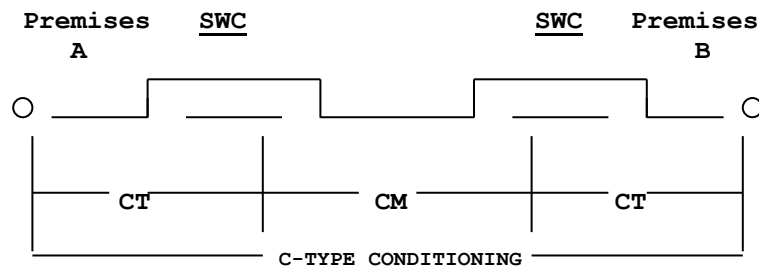
7. Special Access Service (Cont'd)7.1 General (Cont'd)7.1.3 Service Configurations (Cont'd)(A) Two Point Service (Cont'd)

Applicable rate elements are:

- Channel Terminations*
- Channel Mileage (as applicable)
- Optional Features and Functions (when applicable)

In addition, a Special Access Surcharge, as set forth in 7.4.2 following, may be applicable.

- (1) The following diagram depicts a two-point Voice Grade service connecting two customer designated premises located 15 miles apart. The service is provided with C-Type conditioning.



CT - Channel Termination
CM - Channel Mileage
SWC - Servicing Wire Center

Applicable rate elements are:

- Channel Terminations (2 applicable)*
- Channel Mileage (mileage band over 8 to 25 miles)
- C-Type Conditioning Optional Feature

Only one Channel Termination will apply for Voice Grade WATS Access Line Service, (see diagram on Page 109.6.1).

(This page filed under Transmittal No. 634)

Issued: September 1, 1993

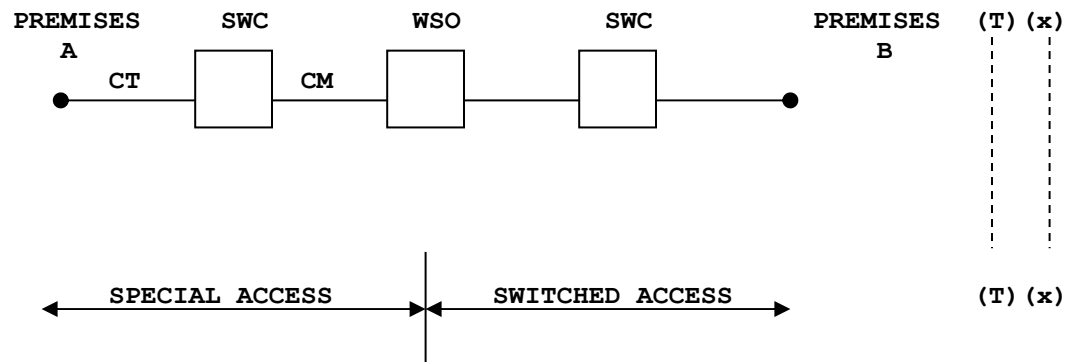
Effective : December 1, 1993

Senior Vice President
201 East Fourth Street
Cincinnati, Ohio 45202

ACCESS SERVICE

7. Special Access Service (Cont'd)7.1 General (Cont'd)7.1.3 Service Configurations (Cont'd)(A) Two Point Service (Cont'd)

- (2) The following diagram depicts a Voice Grade WATS Access Line Service where the WATS Servicing Office is 10 miles from the servicing wire center of the customer designated premises.



CT - Channel Termination
CM - Channel Mileage
SWC - Serving Wire Center
WSO - WATS Servicing Office

Applicable rate elements are:

- Channel Termination (one applicable)
- Channel Mileage (mileage band 9-25)
- Switched Access rates (see Section 6)

(x) Issued on not less than five day's notice under authority of Special Permission No. 87-55 of the Federal Communications Commission.

Issued: January 30, 1987

Effective: February 4, 1987

Senior Vice President
201 East Fourth Street
Cincinnati, Ohio 45202

ACCESS SERVICE

7. Special Access Service (Cont'd)

7.1 General (Cont'd)

7.1.3 Service Configurations (Cont'd)

(B) Multipoint Service (Cont'd)

Multipoint service connects three or more customer designated premises through a Telephone Company hub. Only certain types of Special Access Service are provided as multipoint service. These are so designated in the Service Descriptions set forth in 7.2 following.

The channel between hubs (i.e., bridging locations) on a multipoint service is a mid-link. There is no limitation on the number of mid-links available with a multipoint service. However, when more than three mid-links in tandem are provided the quality of the overall service may be degraded.

Multipoint service utilizing a customized technical specifications package, as set forth in 7.2 following, will be provided when technically possible. If the Telephone Company determines that the requested characteristics for a multipoint service are not compatible, the customer will be advised and given the opportunity to change the order.

When ordering, the customer will specify the desired bridging hub(s). National Exchange Carrier Association Tariff FCC (T) No. 4 identifies serving wire centers, hub locations and the type of bridging functions available.

Applicable Rate Elements are:

- Channel Terminations (one per customer designated premises)
- Channel Mileage (as applicable between each designated customer premises and the hub and between hubs).
- Bridging
- Additional Optional Features and Functions (when applicable).

In addition, the Special Access Surcharge, as set forth in 7.4.2 following, may be applicable.

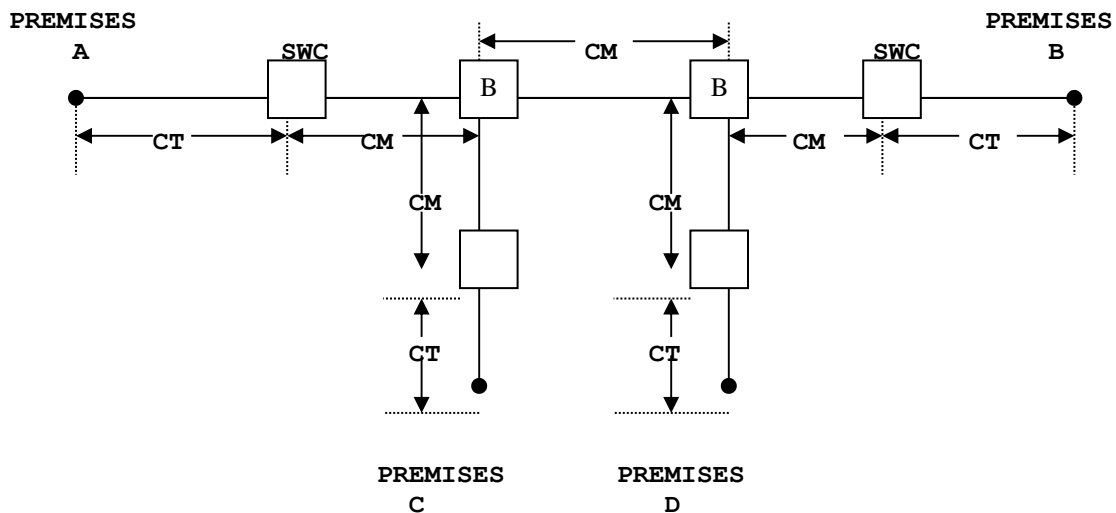
ACCESS SERVICE

7. Special Access Service (Cont'd)

(M)

7.1 General (Cont'd)7.1.3 Service Configurations (Cont'd)(B) Multipoint Service (Cont'd)

Example: Voice Grade multipoint service connecting four customer premises via two customer specified bridging hubs.



CT - Channel Termination
CM - Channel Mileage
B - Bridging
SWC - Serving Wire Center

Applicable rate elements are:

- Channel Terminations (4 applicable)
- Channel Mileage (5 sections, each from appropriate mileage band)
- Bridging Optional Feature (6 applicable, i.e., each bridge port)

(M)

Certain regulations on this page formerly appeared on ECA Tariff F.C.C. No. 1
on 3rd Revised Page 269

Issued : July 2, 1985

Effective : October 1, 1985

Vice President
201 East Fourth Street
Cincinnati, Ohio 45202

ACCESS SERVICE

7. Special Access Service (Cont'd)

7.1 General (Cont'd)

7.1.3 Service Configurations (Cont'd)

(C) Customer Network Reconfiguration Service (CNRS)

CNRS provides customer management capability of Voice Grade Service Channels, 9.6, 19.2, 56 and 64 Kbps Digital Data Service Channels and DS1 High Capacity Service Channels as specified in 7.2.10 following. CNRS is provided from CNRS hubs which are identified in the National Exchange Carrier Association, Inc. Tariff FCC No. 4. DS1 High Capacity Service facilities between CNRS hubs are referred to as CNRS mid links. Digital Data and Voice Grade Service Channels are not available for use as CNRS mid links. (C)

Applicable rate elements with monthly rates are:

- DSO and DS1 Port Charges
- Channel Termination Charges (One per customer designated premises)
- Channel Mileage Charges (as applicable between each designated customer premises and a CNRS hub and between CNRS hubs).

(This page filed under Transmittal No. 677)

Issued: January 13, 1995

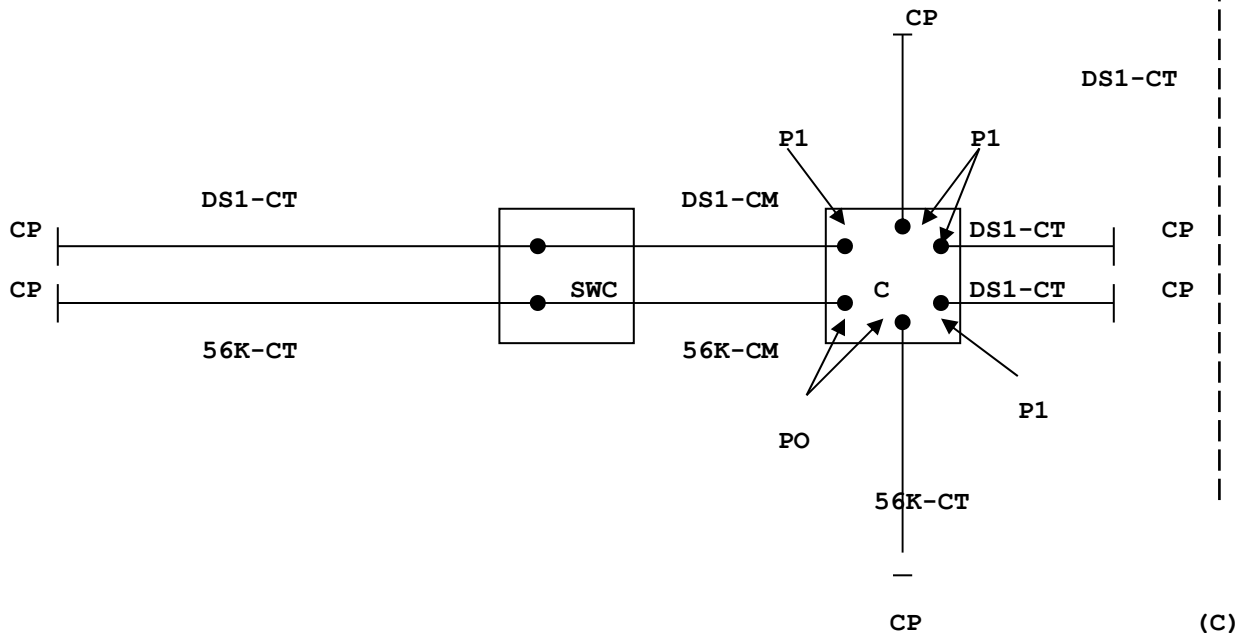
Effective: January 26, 1995

Senior Vice President
201 East Fourth Street
Cincinnati, Ohio 45202

ACCESS SERVICE

7. Special Access Service (Cont'd)7.1 General (Cont'd)7.1.4 Service Configurations (Cont'd)(C) Customer Network Reconfiguration Service (CNRS) (Cont'd)

Example: CNRS configuration utilizing one CNRS hub, (C)
four customer premises locations served
by DS1 High Capacity channels and two
customer premises locations served by 56
kbps Digital Data channels.



CP - Customer Premises
C - CNRS
SWC - Servicing Wire Center
DS1 - DS1 High Capacity Service (T)
CT - Channel Termination
CM - Channel Mileage
PO - CNRS DSO Port (C)
P1 - CNRS DS1 Port (C)
56k - 56 kbps Digital Data Service (C)

Rate elements with monthly rates are:

- Channel Termination (four DS1 and Two 56 kbps DDS are applicable) (C)
- Channel Mileage (one section of DS1 and one section of 56 kbps DDS are applicable) (C)
- CNRS Port Charges (four DS1 and two DSO are applicable) (C)

Issued: August 26, 1991

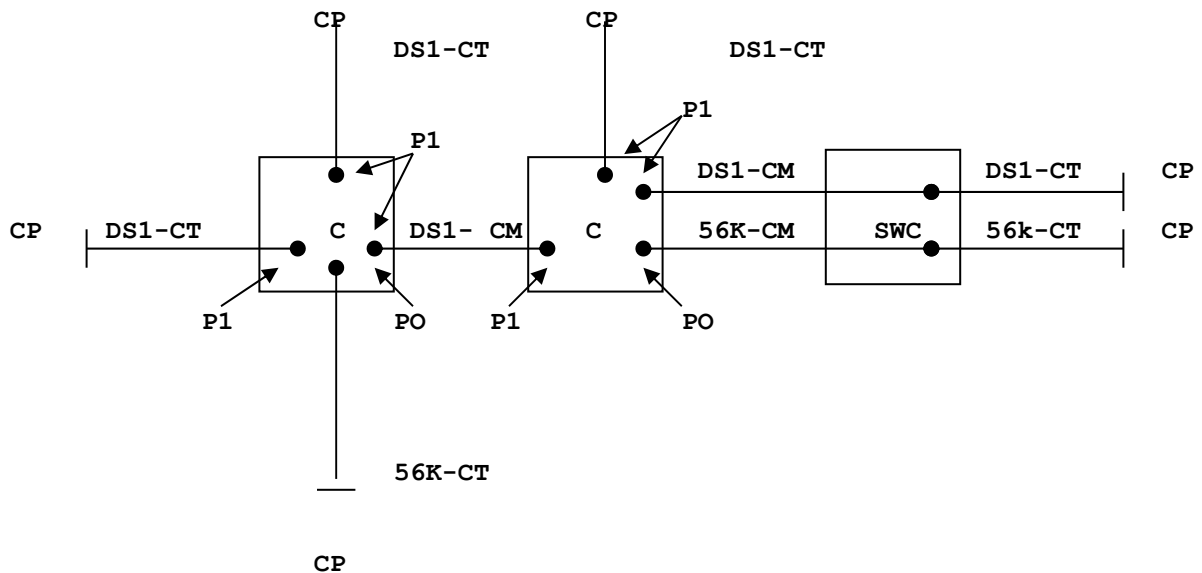
Effective : October 10, 1991

Senior Vice President
201 East Fourth Street
Cincinnati, Ohio 45202

ACCESS SERVICE

7. Special Access Service (Cont'd)7.1 General (Cont'd)7.1.5 Service Configurations (Cont'd)(D) Customer Network Reconfiguration Service (CNRS) (Cont'd)

Example: CNRS configuration utilizing one CNRS hub, four customer premises locations served by DS1 High Capacity channels and two customer premises locations served by 56 kbps Digital Data channels.



CP - Customer Premises
 C - CNRS
 SWC - Servicing Wire Center
 DS1 - DS1 High Capacity Service
 CT - Channel Termination
 CM - Channel Mileage
 PO - CNRS DSO Port
 P1 - CNRS DS1 Port
 56k - 56 kbps Digital Data Service

Rate elements with monthly recurring rates are:

- Channel Termination (four DS1 and Two 56 kbps DDS are applicable)
- Channel Mileage (one section of DS1 and one section of 56 kbps DDS are applicable)
- CNRS Port Charges (four DS1 and two DSO are applicable)

ACCESS SERVICE

7. Special Access Service (Cont'd)

(M)

7.1 General (Cont'd)7.1.4 Alternate Use

Alternate Use occurs when a service is arranged by the Telephone Company so that the customer can select different types of transmission at different times. A customer may use a service in any privately beneficial manner. However, where technical or engineering changes are required to effectuate an alternate use, the Telephone Company will make such special arrangements available on an individual case basis.

The arrangement required to transfer the service from one operation to the other (i.e., the transfer relay and control leads) will be rated and provided on an individual case basis and filed in Section 12., Specialized Service or Arrangements. The customer will pay the stated tariff rates for the Access Service rate elements for the service ordered (i.e., Channel Terminations, Channel Mileage [as applicable] and Optional Features and Functions [if any]).

7.1.5 Special Facilities Routing

A customer may request that the facilities used to provide Special Access Service be specially routed. The regulations, rates and charges for Special Facilities Routing (i.e., Avoidance, Diversity and Cable-Only) are set forth in 11. following.

7.1.6 Design Layout Report

At the request of the customer, the Telephone Company will provide to the customer the make-up of the facilities and services provided under this tariff as Special Access Service to aid the customer in designing its overall service. This information will be provided in the form of a Design Layout Report. The Design Layout Report will be provided to the customer at no charge, and will be reissued or updated whenever these facilities are materially changed.

7.1.7 Acceptance Testing

At no additional charge, the Telephone Company will, at the customer's request, cooperatively test at the time of installation, the following parameters:

(M)

Certain regulations on this page formerly appeared in ECA Tariff F.C.C. NO. 1 on 3rd Revised Page 270.

Issued: July 2, 1985

Effective: October 1, 1985

Vice President
201 East Fourth Street
Cincinnati, Ohio 45202

ACCESS SERVICE

7. Special Access Service (Cont'd)7.1 General (Cont'd)7.1.7 Acceptance Testing (Cont'd)

- (A) For Voice Grade analog services, except WATS Access Line, acceptance tests will include tests for loss, 3-tone slope, DC continuity, operational signaling, C-notched noise, and C-message noise when these parameters are applicable and specified in the order for service. Additionally, for Voice Grade services, a balance (improved loss) test will be made if the customer has ordered the improved loss optional feature.
- (B) For other analog services (i.e., Metallic, Telegraph, Program Audio, Video, and Voice Grade WATS Access Line) and for digital services (i.e., Digital Data and High Capacity), acceptance tests will include tests for the parameters applicable to the service as specified in the appropriate Technical Reference document listed in 7.2 following.

In addition to the above tests, Additional Cooperative Acceptance Testing Voice Grade service to test other parameters, as described in 13.3.5(B) following, is available at the customer's request. All test results will be made available to the customer upon request.

7.1.8 Ordering Options and Conditions

Special Access Service may be provisioned to the customer an Access Order. Details of the ordering process are set forth in Section 5, preceding. Also included in that section are other charges which may be associated with ordering Special Access Service (e.g., Service Date Change Charges, Cancellation Charges, etc.).

(C)
|
|
|
|
(C)

(This page filed under Transmittal No. 634)

Issued: September 1, 1993

Effective: December 1, 1993

Senior Vice President
201 East Fourth Street
Cincinnati, Ohio 45202

ACCESS SERVICE

7. Special Access Service (Cont'd)7.2 Service Descriptions

For the purpose of ordering, there are seven categories of Special Access Service. These are:

(C)

Metallic (MT)
Telegraph Grade (TG)
Voice (VG)
Program Audio (AP)
Video (TV)

(D)

Digital Data (DA)
High Capacity (RC)

(D)

Each service consists of a basic channel to which a technical specifications package (customized or predefined), channel interface(s) and, when desired, optional features and functions are added to construct the service desired by the customer. Each of the components of the service is described in this section.

Customized technical specifications packages will be provided where technically feasible. If the Telephone Company determines that the requested parameter specifications are not compatible, the customer will be advised and given the opportunity to change the order.

When a customized channel is ordered the customer will be notified whether Additional Engineering Charges apply. In such cases, the customer will be given an estimate of the hours to be billed before any further action is taken on the order.

The channel description specified the characteristics of the basic channel and indicates whether the channel is provided between customer designated premises or between a customer designated premises and a Telephone Company hub where bridging or multiplexing functions are performed.

ACCESS SERVICE

7. Special Access Service (Cont'd)7.2 Service Descriptions (Cont'd)

Information pertaining to the technical specifications packages indicates the transmission parameters that are available with each package. This information is displayed in a matrix with the transmission parameters listed down the left side and the packages listed across the top. Each package is identified by a code, e.g., VGC. The first two letters of the code indicate the category of Special Access Service to which the parameters are applicable. These two letter codes are shown above in parentheses following the category of Special Access Service. The letter "C" following the two letter code indicates the technical specifications package for a customized service. An alpha, numeric or alpha-numeric designation following the two letter code indicates the specific predefined package. For a customized service, the customer may select any parameters available with that category of service as long as the parameters are compatible. When appropriate, the Technical Reference which contains detailed specifications for the parameters is shown following the matrix. (C)

Channel interfaces at each Point of Termination on a two-point service may be symmetrical or asymmetrical. On a multipoint service they may also be symmetrical or asymmetrical, but communications can only be provided between compatible channel interfaces. Only certain channel interfaces are compatible. These are set forth in the appropriate Technical References. (C)

Only certain channel interfaces combinations are available with the predefined technical specifications packages. These are delineated in the Technical References set forth in the service descriptions for each service offering. When a customized channel is requested, all channel interface combinations available with the specified type of service are available with the customized channel. (C)

The optional features and functions available with each type of Special Access Service are described in this section. The optional features and functions information also indicates with which technical specifications packages they are available. Such information is displayed in a matrix with the optional feature or function listed down the left side and the technical specifications packaged listed across the top.

ACCESS SERVICE

7. Special Access Service (Cont'd)7.2 Service Descriptions (Cont'd)

The Telephone Company will maintain existing transmission specifications on services installed prior to the effective date of this tariff, except that existing services with performance specifications exceeding the standards listed in this provision will be maintained at the performance levels specified in this tariff.

All services installed after the effective date of this tariff will conform to the transmission specification standards contained in this tariff or in the following Technical References for each category of service:

| | |
|------------------|--------------------|
| Metallic | TR-NPL-000336 |
| Telegraph Grade | TR-NPL-000336 |
| Voice Grade | TR-NPL 000335 |
| | PUB 41004, Table 4 |
| Program Audio | TR-NPL-000337 |
| Video | TR-NPL-000338 |
| Digital Data | TR-NPL-000341 |
| | PUB 62310 |
| High Capacity | TR-NPL-000054 |
| | TR-TSY-000342 |
| WATS Access Line | TR-NPL 000334 |

(D)

ACCESS SERVICE

7. Special Access Service (Cont'd)7.2 Service Descriptions (Cont'd)7.2.1 Metallic Service*(A) Basic Channel Description

A Metallic channel is an unconditioned two-wire channel capable of transmitting low speed varying signals at rates up to 30 baud. This channel is provided by metallic or equivalent facilities. Metallic channels are provided between customer designated premises or between a customer designated premises and a Telephone Company hub where bridging functions are performed. Interoffice metallic facilities will be limited in length to a total of five miles per channel.

(B) Technical Specifications Packages

| <u>Parameter</u> | <u>Package MT-</u> | | | |
|--------------------|--------------------|----------|----------|----------|
| | <u>C</u> | <u>1</u> | <u>2</u> | <u>3</u> |
| DC Resistance | | | | |
| Between Conductors | X | X | X | |
| Loop Resistance | X | | | X |
| Shunt Capacitance | X | | | X |

The technical specifications are delineated in Technical Reference TR-NPL-000336.

* Not available in the Bethel Wire Center.

(C)

(This page filed under Transmittal No. 896)

Issued: March 17, 2016

Effective: April 1, 2016

Vice President
201 East Fourth Street
Cincinnati, Ohio 45202

ACCESS SERVICE

7. Special Access Service (Cont'd))7.2 Service Descriptions (Cont'd)7.2.1 Metallic Service* (Cont'd)(C) Channel Interfaces

The following channel interfaces identify the direct current or voltage at the interface.

| <u>CI</u> | <u>DC/Voltage</u> |
|-----------|---------------------------------------|
| DC-1 | Monitoring with series RC combination |
| DC-2 | Energized interface |
| DC-3 | DC Continuity |

Compatible channel interfaces are set forth in Technical Reference TP-NPL-000336.

(D) Optional Features and Functions(1) Central Office Bridging Capability

- (a) Three Premises Bridging - Provision of tip-to-tip and ring-to-ring connection in a central office of a metallic pair to a third customer designated premises.
- (b) Series Bridging of up to 26 customer designated premises.

The following table shows the technical specifications packages with which the optional features and functions are available.

| | <u>Available with Technical Specifications Package MT-</u> | | | |
|-------------------------|--|----------|----------|----------|
| | <u>C</u> | <u>1</u> | <u>2</u> | <u>3</u> |
| Three Premises Bridging | X | X | | X |
| Series Bridging | X | | X | |

* Not available in the Bethel Wire Center.

(C)

(This page filed under Transmittal No. 896)

Issued: March 17, 2016

Effective: April 1, 2016

Vice President
201 East Fourth Street
Cincinnati, Ohio 45202

ACCESS SERVICE

7. Special Access Service (Cont'd)7.2 Service Descriptions (Cont'd)7.2.2 Telegraph Grade Service*(A) Basic Channel Description

A Telegraph Grade channel is an unconditioned channel capable of transmitting binary signals at rates of 0-75 baud or 0-150 baud. This channel is furnished for half-duplex or duplex operation. Telegraph Grade channels are provided between customer designated premises or between a customer designated premises and a Telephone Company hub.

(B) Technical Specifications Packages

| <u>Parameter</u> | <u>Package TG-</u> | | |
|----------------------|--------------------|----------|----------|
| | <u>C</u> | <u>1</u> | <u>2</u> |
| Telegraph Distortion | X | X | X |

The technical specifications are delineated in Technical Reference TR-NPL-000336.

(C) Channel Interfaces

Following are channel interfaces normally associated with Telegraph Grade Service.

| <u>CI</u> | <u>Definition</u> |
|-----------|----------------------|
| TT2 | 20 Ma |
| TT3 | 3 Ma |
| TT6 | 62.5 Ma |
| DB10 | 108 Data Set |
| DB43 | 43 Telegraph Carrier |
| IA | E.I.A. RS-232 |

Compatible channel interfaces are set forth in Technical Reference TR-NPL-000336.

* Not available in the Bethel and Fairfield Wire Centers.

(This page filed under Transmittal No. 891)

Issued: March 2, 2015

Effective: March 17, 2015

Vice President
201 East Fourth Street
Cincinnati, Ohio 45202

ACCESS SERVICE

7. Special Access Service (Cont'd)7.2 Service Descriptions (Cont'd)7.2.2 Telegraph Grade Service* (Cont'd)(D) Optional Features and Functions

(1) Telegraph Bridging (two-wire and four-wire)

The following table shows the technical specifications packages with which the optional features and functions are available.

| | <u>Available with Technical Specifications Package TG-</u> | | |
|--------------------|--|----------|----------|
| | <u>C</u> | <u>1</u> | <u>2</u> |
| Telegraph Bridging | X | X | X |

7.2.3 Voice Grade Service(A) Basic Channel Description

A Voice Grade channel is a channel which provides voice frequency transmission capability in the nominal frequency range of 300 to 3000 Hz and may be terminated two-wire or four-wire. Voice Grade channels are provided between customer designated premises, between a customer designated premises and a Telephone Company hub or as a WATS Access Line (WAL) between a customer designated premises and a WATS Serving Office (WSO).

WAL Service is associated with the closed end of 800 Service, WATS or similar services. It is provided for use with Switched Access Service as set forth in Section 6 preceding.

WAL Service is arranged for either originating calling, terminating calling, or two way calling. It is provided with either rotary dial or dual tone multifrequency address signaling and either loop start, ground start, E&M or reverse battery supervisory signaling. The choice of signaling is at the option of the customer and subject to the technical limitations identified in the Technical Reference TR-NPL-000334.

* Not available in the Bethel and Fairfield Wire Centers.

(This page filed under Transmittal No. 891)

Issued: March 2, 2015

Effective: March 17, 2015

Vice President
201 East Fourth Street
Cincinnati, Ohio 45202

ACCESS SERVICE

7. Special Access Service (Cont'd)7.2 Service Descriptions (Cont'd)7.2.3 Voice Grade Service (Cont'd)(B) Technical Specifications Packages

| <u>Parameter</u> | <u>Package VG-</u> | | | | | | | | | | | | | <u>W</u> | (M) |
|--------------------|--------------------|----------|----------|----------|----------|----------|----------|----------|----------|----------|-----------|-----------|-----------|----------|-----|
| | <u>C*</u> | <u>1</u> | <u>2</u> | <u>3</u> | <u>4</u> | <u>5</u> | <u>6</u> | <u>7</u> | <u>8</u> | <u>9</u> | <u>10</u> | <u>11</u> | <u>12</u> | | |
| Attenuation | | | | | | | | | | | | | | | |
| Distortion | X | X | X | X | X | X | X | X | X | X | X | X | X | X | |
| C-Message Noise | X | X | X | X | X | X | X | X | X | X | X | X | X | X | |
| Echo Control | X | X | X | X | | X | | X | X | | | X | X | X | |
| Envelope Delay | | | | | | | | | | | | | | | |
| Distortion | X | | | | | | X | X | X | X | X | X | X | X | |
| Frequency Shift | X | | | | | | X | X | X | X | X | X | X | X | |
| Impulse Noise | X | | | | | X | X | X | X | X | X | X | X | X | |
| Intermodulation | | | | | | | | | | | | | | | |
| Distortion | X | | | | | | X | X | X | X | X | X | | X | |
| Loss Deviation | X | X | X | X | X | X | X | X | X | X | X | X | X | X | |
| Phase Hits, Gain | | | | | | | | | | | | | | | |
| Hits, and Dropouts | X | | | | | | | | | | | | | | |
| Phase Jitter | X | | | | | | X | X | X | X | X | X | | X | |
| Signal-to-C | | | | | | | | | | | | | | | |
| Message Noise | | | | X | | | | | | | | | | | |
| Signal-to-C | | | | | | | | | | | | | | | |
| Notch Noise | X | | | | X | X | X | X | X | X | X | X | X | X | (M) |

Regulations on this page formerly appeared on page 109.17.

*The desired parameters are selected by the customer from the list of available parameters.

Issued: June 30, 1987

Effective: August 4, 1987

Vice President
201 East Fourth Street
Cincinnati, Ohio 45202

ACCESS SERVICE

7. Special Access Service (Cont'd)7.2 Service Descriptions (Cont'd)7.2.3 Voice Grade Service (Cont'd)(B) Technical Specifications Packages (Cont'd)

The technical specifications for these parameters (except for dropouts, gain hits, and phase hits) are delineated in Technical References TR-NPL-000334 and TR-NPL-000335. The technical specifications for dropouts, phase hits, and gain hits are determined in Technical Reference PUB 41004, Table 4.

(C) Channel Interfaces

The following channel interfaces for Voice Grade service do not require signaling capability: DA, DB, DD, DE, DS, NO, PR and TF. (D)

The following channel interfaces for Voice Grade service require signaling capability: AB, AC, CT, DX, DY, EA, EB, EC, EX, GO, GS, LA, LB, LC, LO, LR, LS, RV and SF.

The following interfaces are available with WAL Service: LO, LS, DS, GO, GS, EB.

Compatible Voice Grade channel interfaces and available WAL channel interfaces are set forth in Technical References TR-NPL-000334 and TR-NPL-000335. (T)
|
(T)

(D) Optional Features and Functions(1) Central Office Bridging Capability

- (a) Voice and WAL Bridging (two-wire and four-wire)
- (b) Data Bridging (two-wire and four-wire)
- (c) Telephoto Bridging (two-wire and four-wire)
- (d) DATAPHONE Select-A-Station Bridging with sequential arrangement ports or addressable arrangement ports

ACCESS SERVICE

7. Special Access Service (Cont'd)7.2 Service Descriptions (Cont'd)7.2.3 Voice Grade Service (Cont'd)(D) Optional Features and Functions (Cont'd)

(D)

(D)

(2) Conditioning

(T)

Conditioning provides more specific transmission characteristics for Voice Grade services. C-Type conditioning controls attenuation distortion and envelope delay distortion. Sealing Current helps maintain continuity on dry metallic loops.

For two-point services, the parameters apply to each service. For multipoint services, the parameters apply to each mid-link or end link. C-Type conditioning and Data Capability may be combined on the same service.

ACCESS SERVICE

7. Special Access Service (Cont'd)

7.2 Service Descriptions (Cont'd)

7.2.3 Voice Grade Service (Cont'd)

(D) Optional Features and Functions (Cont'd)

(2) Conditioning (Cont'd)

(a) C-Type Conditioning

C-Type Conditioning is provided for the additional control of attenuation distortion and envelope delay distortion on data services. The attenuation distortion and envelope delay distortion specifications for C-Type Conditioning are delineated in Technical Reference TR-NPL-000335.

(T)
(T)

ACCESS SERVICE

7. Special Access Service (Cont'd)7.2 Service Descriptions (Cont'd)7.2.3 Voice Grade Service (Cont'd)(D) Optional Features and Functions (Cont'd)(2) Conditioning (Cont'd) (T)(a) C-Type Conditioning (Cont'd) (Z)

| Envelope Delay Distortion | |
|---------------------------------|---|
| <u>Frequency Range (Hz)</u> | <u>Variation (micro- seconds)</u> |
| 1000-2600 | 100 |
| 800-2600 | 200 |
| 600-2600 | 300 |
| 500-2800 | 600 |
| 500-3000 | 3000 |

ACCESS SERVICE

7. Special Access Service (Cont'd)

7.2 Service Descriptions (Cont'd)

7.2.3 Voice Grade Service (Cont'd)

(D) Optional Features and Functions (Cont'd)

(2) Conditioning (Cont'd)

(b) Sealing Current Conditioning

Sealing Current Conditioning is provided to help maintain continuity on dry metallic loops. It is usually associated with four-wire DA or NO type channel interfaces.

(3) Customer Specified Premises Receive Level

This option allows the customer to specify the receive level at the Point of Termination. The level must be within a specific range on effective four-wire transmission. The ranges are delineated in Technical References TR-NPL-000334 and TR-NPL-000335. (T) (x)

(x) Issued in compliance with Memorandum Opinion and Order of the Federal Communications Commission in the matter of Midyear 1986 Access Tariff Filing, released December 19, 1986.

Issued: January 20, 1987

Effective: February 4, 1987

Vice President
201 East Fourth Street
Cincinnati, Ohio 45202

ACCESS SERVICE

7. Special Access Service (Cont'd)7.2 Service Descriptions (Cont'd)7.2.3 Voice Grade Service (Cont'd)(D) Optional Features and Functions (Cont'd)(4) Improved Termination (T)

On effective Four-Wire Transmission at Four-Wire Point of Termination (applicable to each two-wire port): Provides for a fixed 600 ohm impedance, variable level range and simplex reversal. Telephone Company equipment is required at the customer's premises where this option is ordered. The Improved Termination parameters are delineated in Technical Reference TR-NPL-000335. (T)

(5) Improved Return Loss (T)

On Effective Two-Wire Transmission at Two-Wire Point of Termination: Provides for more stringent Echo Control specifications. In order for this option to be applicable, the transmission path must be four-wire at one POT and two-wire at the other POT. Placement of Telephone Company equipment may be required at the customer's premises with the two-wire POT. The Improved Return Loss parameters are delineated in Technical References TR-NPL-000334 and TR-NPL-000335. (T)

(6) Data Capability (T)

Data Capability provides transmission characteristics suitable for data communications. Specifically, Data Capability provides for the control of Signal to C-Notched Noise Ratio and intermodulation distortion. It is available for two-point services or multipoint services.

ACCESS SERVICE

7. Special Access Service (Cont'd)7.2 Service Descriptions (Cont'd)7.2.3 Voice Grade Service (Cont'd)(D) Optional Features and Functions (Cont'd)(6) Data Capability (Cont'd) (T)

The Signal to C-Notched Noise Ratio and inter-modulation distortion parameters for Data Capability are:

- Signal to C-Notched Noise Ratio is equal to or greater than 32dB
- Intermodulation distortion:
- Signal to second order modulation products (R2) is equal to or greater than 38dB.
- Signal to third order modulation products (R3) is equal to or greater than 42dB.

When a service equipped with Data Capability is used for voice communications, the quality of the voice transmission may not be satisfactory.

(7) Telephoto Capability (T)

Telephoto Capability provides transmission characteristics suitable for telephotographic communications. Specifically, Telephoto Capability is provided for the control of attenuation distortion and envelope delay distortion on telephotographic services. The attenuation distortion and envelope delay distortion parameters for Telephoto Capability are:

Attenuation Distortion
(2204Hz Reference)

| <u>Frequency</u> <u>Range (Hz)</u> | <u>Variation</u> <u>(dB)</u> |
|---------------------------------------|---------------------------------|
| 500-3000 | -0.5 to +1.5 |
| 300-3200 | -1.0 to +2.5 |

ACCESS SERVICE

7. Special Access Service (Cont'd)7.2 Service Descriptions (Cont'd)7.2.3 Voice Grade Service (Cont'd)(D) Optional Features and Functions (Cont'd)(7) Telephoto Capability (Cont'd) (T)Envelope Delay Distortion

| <u>Frequency Range (Hz)</u> | <u>Variation (mcs)</u> |
|---------------------------------|----------------------------|
| 1000-2600 | 110 |
| 800-2800 | 180 |

(8) Signaling Capability (T)

Signaling Capability provides for the process by which one customer premises alerts another customer premises on the same service with which it wishes to communicate.

(9) Selective Signaling Arrangement (T)

An arrangement that permits code selective ringing for up to ten codes on a multipoint service.

(10) Transfer Arrangement (T)

An arrangement that affords customers an additional measure of flexibility in the use of their access channel(s). The arrangement can be utilized to transfer a leg of a Special Access Service to another channel that terminates in either the same or a different customer premises. A key activated control service is required to operate the transfer arrangement. A spare channel, if required, is not included as part of the option.

ACCESS SERVICE

7. Special Access Service (Cont'd)7.2 Service Descriptions (Cont'd)7.2.3 Voice Grade Service (Cont'd)(D) Optional Features and Functions (Cont'd)

The following table shows the technical specifications packages with which the optional features and functions are available.

| | Available with Technical Specifications Package VG- | | | | | | | | | | | | | |
|----------------------|---|----------|----------|----------|----------|----------|----------|----------|----------|----------|-----------|-----------|-----------|----------|
| <u>Parameter</u> | <u>C</u> | <u>1</u> | <u>2</u> | <u>3</u> | <u>4</u> | <u>5</u> | <u>6</u> | <u>7</u> | <u>8</u> | <u>9</u> | <u>10</u> | <u>11</u> | <u>12</u> | <u>W</u> |
| C-Type Conditioning | X | | | | | X | X | X | X | X | X | | | |
| Central Office | | | | | | | | | | | | | | |
| Bridging | | | | | | | | | | | | | | |
| Capability | X | | X | | | X | X | | | | X | X | X | X |
| Central Office | | | | | | | | | | | | | | |
| Multiplexing | X | | | | | | X | | | | | | | |
| Customer Specified | | | | | | | | | | | | | | |
| Premises Receive | | | | | | | | | | | | | | |
| Level | X | | X | X | | | | X | X | X | | | | X |
| Data Capability | X | | | | | | X | X | | | X | | | |
| Improved Termination | X | X | X | X | X | X | X | X | X | X | X | X | X | (T) |
| Improved Return | | | | | | | | | | | | | | |
| Loss | X | | X | X | | | | X | | | | | | (T) |
| Improved Two-Wire | | | | | | | | | | | | | | |
| Voice Transmission | | | | | | | | | | | | | | X |
| Sealing Current | | | | | | | | | | | | | | |
| Conditioning | X | | | | | X | X | | | | X | | | (T) |
| Selective Signaling | | | | | | | | | | | | | | |
| Arrangement | X | | X | | | | | | | | | | | |
| Signaling Capability | X | X | X | X | | | | X | X | X | | | | |
| Telephoto | | | | | | | | | | | | | | |
| Capability | X | | | | | | | | | | | X | | |
| Transfer Arrangement | X | X | X | X | X | X | X | X | X | X | X | X | X | X |

ACCESS SERVICE

7. Special Access Service (Cont'd)7.2 Service Descriptions (Cont'd)7.2.3 Voice Grade Service (Cont'd)(E) Four-Wire/Two-Wire Conversions

When a customer requests that an effective four-wire channel be terminated with a two-wire channel interface at the customer designated premises, a four-wire to two-wire conversion is required. The rate for the conversion is included as part of the basic Channel Termination rate.

(F) WAL Improved Two-Wire Voice Transmission

(C)

Two-wire Voice Grade Special Access Service for use as a WATS Access Line (WAL) may be ordered as standard or improved. Transmission specifications are set forth in Technical Reference TR-NPL-000334. The rate for the provision of Improved Two-Wire Voice Transmission is included as part of the basic Channel Termination rate.

(C)

(G) Certain other options associated with WAL services are either Line Termination or Common Switching optional features as defined in Section 6 preceding.

(M)

|
(M)

Certain regulations on this page formerly appeared on Page 109.44.2.

Issued: October 3, 1986

Effective: January 1, 1987

Vice President
201 East Fourth Street
Cincinnati, Ohio 45202

ACCESS SERVICE

7. Special Access Service (Cont'd)7.2 Service Descriptions (Cont'd)7.2.4 Program Audio Service(A) Basic Channel Description

A Program Audio channel is a channel measured in Hz for the transmission of a complex signal voltage. The actual bandwidth is a function of the channel interface selected by the customer. Only one-way transmission is provided. Program Audio channels are provided between customer designated premises or between a customer designated premises and a Telephone Company hub.

(B) Technical Specifications Packages

| <u>Parameter</u> | <u>Package AP-</u> | | | | |
|----------------------|--------------------|----------|----------|----------|----------|
| | <u>C*</u> | <u>1</u> | <u>2</u> | <u>3</u> | <u>4</u> |
| Actual Measured Loss | X | X | X | X | X |
| Amplitude Tracking | X | | | | |
| Crosstalk | X | X | X | X | X |
| Distortion Tracking | X | | | | |
| Gain/Frequency | | | | | |
| Distortion | X | X | X | X | X |
| Group Delay | X | | | | |
| Noise | X | X | X | X | X |
| Phase Tracking | X | | | | |
| Short-Term Gain | | | | | |
| Stability | X | | | | |
| Short-Term Loss | X | | | | |
| Total Distortion | X | X | X | X | X |

The technical specifications are delineated in Technical Reference TR-NPL-000337.

(T)

(C) Channel Interfaces

The following channel interfaces (CIs) define the bandwidths that are available for a Program Audio channel:

* The desired parameters are selected by the customer from the list of available parameters.

ACCESS SERVICE

7. Special Access Service (Cont'd)7.2 Service Descriptions (Cont'd)7.2.4 Program Audio Service (Cont'd)(C) Channel Interfaces (Cont'd)

| <u>CI</u> | <u>Bandwidth</u> | |
|-----------|---|-----|
| PG-1* | Nominal frequency from 50 to 15000 Hz | (T) |
| PG-3* | Nominal frequency from 200 to 3500 Hz | (T) |
| PG-5* | Nominal frequency from 100 to 5000 Hz | (T) |
| PG-8* | Nominal frequency from 50 to 8000 Hz | (T) |
| 64kbps** | One DS0 required for 5 or 7.5 kHz bandwidth | (N) |
| 128kbps** | Two DS0 required for 8 or 15 kHz bandwidth | (N) |

*Compatible channel interfaces are set forth in Technical Reference TR-NPL-000337. (T)

** Technical specifications found in ANSI T1.505. (N)

(D) Optional Features and Functions(1) Central Office Bridging Capability

Distribution Amplifier

(2) Gain Conditioning

Control of 1004 Hz AML at initiation of service to $\text{odB} \pm 0.5 \text{ dB}$.

(3) Stereo

Provision of a pair of gain/phase equalized channels for stereo applications. (Additional AP channel must be ordered separately.)

The following table shows the technical specifications packages with which the optional features and functions are available.

| | Available with Technical Specifications Package AP- | | | | |
|------------------------------------|---|----------|----------|----------|----------|
| | <u>C</u> | <u>1</u> | <u>2</u> | <u>3</u> | <u>4</u> |
| Central Office Bridging Capability | X | X | X | X | X |
| Gain Conditioning | X | X | X | X | X |
| Stereo | X | | | | X |

(This page filed under Transmittal No. 835)

Issued: February 11, 2009

Effective: February 12, 2009

Vice President
201 East Fourth Street
Cincinnati, Ohio 45202

ACCESS SERVICE

7. Special Access Service (Cont'd)

(M)

7.2 Service Descriptions (Cont'd)7.2.5 Video Service(A) Basic Channel Description

A Video channel is a channel with one-way transmission capability for a standard 525 line/60 field monochrome, or National Television Systems Committee color, video signal and one or two associated 5 or 15 kHz audio signal(s). The bandwidth for a video channel is either 30 Hz to 4.5 MHz, or 30 Hz to 6.6 MHz. The associated audio signal(s) may be either diplexed or provided as one or two separate channels. The provision and the bandwidth of the associated audio signal(s) is a function of the channel interface selected by the customer. Video channels are provided between customer designated premises or between a customer designated premises and a Telephone Company hub.

(B) Technical Specifications Packages

| <u>Parameter</u> | <u>Package TV-</u> | | |
|--|--------------------|----------|----------|
| | <u>C*</u> | <u>1</u> | <u>2</u> |
| Amplitude vs. Frequency Response | X | | |
| Chrominance/Luminance Inequalities | | | |
| Gain | X | X | X |
| Delay | X | X | X |
| Chrominance/Luminance Intermodulation | X | | |
| Chrominance Nonlinear Gain | X | | |
| Chrominance Nonlinear Phase | X | | |
| Crosstalk | X | | X |
| Differential Gain | X | X | X |
| Differential Phase | X | X | X |
| Dynamic Gain (picture and sync signal) | X | | |
| Field-Time Distortion | X | X | X |
| Gain/Frequency Distortion | X | X | X |
| Gain Stability | X | X | X |
| Insertion Gain | X | X | X |
| Line-Time Distortion | X | X | X |
| Long-Time Distortion | X | X | X |

* The desired parameters are selected by the customer from the list of available parameters.

(M)

Certain regulations on this page formerly appeared in ECA Tariff F.C.C. NO. 1 on 3rd Revised Page 287.

Issued: July 2, 1985

Effective: October 1, 1985

Vice President
201 East Fourth Street
Cincinnati, Ohio 45202

ACCESS SERVICE

7. Special Access Service (Cont'd)7.2 Service Descriptions (Cont'd)7.2.5 Video Service (Cont'd)(B) Technical Specifications Packages (Cont'd)

| <u>Parameter</u> | <u>Package TV-</u> | | |
|---------------------------|--------------------|----------|----------|
| | <u>C*</u> | <u>1</u> | <u>2</u> |
| Luminance Nonlinearity | X | | |
| Luminance Signal/CCIR | | | |
| Weighted Noise | X | X | X |
| Short-Time Distortion | | | |
| 2 T Pulse | X | X | X |
| T - Bar Ringing | X | X | X |
| Signal/15 kHz Flat | | | |
| Weighted Noise | X | X | X |
| Signal/Low Frequency | | | |
| Noise | X | | |
| Stereo Gain Difference | X | X | |
| Stereo Phase Difference | X | X | |
| Total Harmonic Distortion | X | X | X |
| Transient Sync Signal | | | |
| Non-Linearity | X | | |
| Video/Audio Delay | | | |
| Difference | X | | |

The technical specifications are delineated in Technical Reference TR-NPL-000338.

(T)

(C) Channel Interfaces

The following channel interfaces (CIs) define the bandwidth and the provision of the audio signal(s) associated with a Video channel:

| <u>CI</u> | <u>Audio Bandwidth</u> | <u>Provision</u> |
|-----------|------------------------|----------------------|
| 2TV6-1 | 15kHz | 1 Channel, diplexed |
| 2TV6-2 | 15kHz | 2 Channels, diplexed |
| 2TV7-1 | 15kHz | 1 Channel, diplexed |

ACCESS SERVICE

7. Special Access Service (Cont'd)7.2 Service Descriptions (Cont'd)7.2.5 Video Service (Cont'd)(C) Channel Interfaces (Cont'd)

| <u>CI</u> | <u>Bandwidth</u> | <u>Provision</u> |
|-----------|------------------|----------------------|
| 2TV7-2 | 15kHz | 2 Channels, diplexed |
| 4TV6-5 | 5kHz | 1 Channel, separate |
| 4TV6-15 | 15kHz | 1 Channel, separate |
| 4TV7-5 | 5kHz | 1 Channel, separate |
| 4TV7-15 | 15kHz | 1 Channel, separate |
| 6TV6-5 | 5kHz | 2 Channels, separate |
| 6TV6-15 | 15kHz | 2 Channels, separate |
| 6TV7-5 | 5kHz | 2 Channels, separate |
| 6TV7-15 | 15kHz | 2 Channels, separate |

Compatible channel interfaces are set forth in
Technical Reference TR-NPL-000338

(D) TV Analog Video Optional 3rd And 4th Audio Channel

(N)

An optional 3rd or 4th associated audio channel may be provided over diplexed channels. In order to purchase this option, a Channel Termination must be purchased for a minimum of one month.

(N)

(This page filed under Transmittal No. 723)

Issued: June 30, 1998

Effective: July 15, 1998

Vice President
201 East Fourth Street
Cincinnati, Ohio 45202

ACCESS SERVICE

7. Special Access Service (Cont'd)7.2 Service Descriptions (Cont'd)7.2.5 Video Service (Cont'd)(E) Serial Component Video Service (TV-270)

Serial Component Video Service (SVCS) is a broadband digital video transport channel with one-way transmission capability. SCVS provides 270 Mbps high quality video as defined by the Society of Motion Picture and Television Engineers (SMPTE) Standard 259M. This standard describes a serial digital interface, 525 line/60 field National Television Systems Committee (NTSC) digital television equipment operating with 4:2:2 serial component signals that conform to American National Standard Institute (ANSI) digital format.

One to 4 audio signals may be provided at 20kHz.

A Channel Termination charge applies for each termination of SCVS. A fixed and per mile Channel Mileage rate element also applies for the transmission facility between the serving wire centers of the Customer's designated premises. Monthly recurring Channel Termination and Channel Mileage rates are shown in Sections 7.5.5 (D) and 7.5.5 (B) respectively.

Where facilities for SCVS are not available, Special Construction charges may apply.

(M)

Certain regulations formerly found on this page are now found on page 109.34

(This page filed under Transmittal No. 835)

Issued: February 11, 2009

Effective: February 12, 2009

Vice President
201 East Fourth Street
Cincinnati, Ohio 45202

ACCESS SERVICE

7. Special Access Service (Cont'd)7.2 Service Descriptions (Cont'd)

7.2.5 (Cont'd)

(F) High Definition TV Service (HDTVS)

(N)

High Definition TV Service (HDTVS) provides point-to-point distribution of a 1.4 gbps or 19.4 gbps digital broadcast signal with up to four mono channels of embedded audio. These four channels can be set up as two stereo-phased signals. HDTV is provisioned in accordance with Advance Television Systems Committee (ATSC) standards recommendations

A Channel Termination charge applies for each termination of HDTVS. A fixed and per mile Channel Mileage rate element also applies for the transmission facility between the serving wire centers of the Customer's designated premises. Monthly recurring Channel Termination and Channel Mileage rates are shown in Sections 7.5.5 (E) and 7.5.5 (B) respectively.

Where facilities for HDTVS are not available, Special Construction charges may apply.

(N)

7.2.6

(M)

Certain Regulations found on this page formerly appeared on Page 109.33

(This page filed under Transmittal No. 835)

Issued: February 11, 2009

Effective: February 12, 2009

Vice President
201 East Fourth Street
Cincinnati, Ohio 45202

ACCESS SERVICE

7. Special Access Service (Cont'd)

7.2 Service Descriptions (Cont'd)

7.2.6 (Cont'd)

(D)
|
|
|
(D)

ACCESS SERVICE

7. Special Access Service (Cont'd)

7.2 Service Descriptions (Cont'd)

7.2.7

(D)
|
|
|
(D)

ACCESS SERVICE

7. Special Access Service (Cont'd)

7.2 Service Descriptions (Cont'd)

7.2.7 (Cont'd)

(D)
|
|
(D)

ACCESS SERVICE

7. Special Access Service (Cont'd)7.2 Service Descriptions (Cont'd)7.2.8 Digital Data Service*(A) Basic Channel Description

A Digital Data channel is a channel for duplex four-wire transmission of synchronous serial data at the rate of 2.4, 4.8, 9.6, 19.2, 56, or 64 kbps. The actual bit rate is a function of the channel interface selected by the customer. The channel provides a synchronous service with timing provided by the Telephone Company through the Telephone Company's facilities to the customer in the received bit stream. Digital Data channels are only available via Telephone Company designated hubs and are provided between customer designated premises or between a customer designated premises and a Telephone Company hub. The 64 kbps speed requires B8ZS Line Code Formatted Signal. The 9.6, 19.2, 56 and 64 kbps Digital Data channels are available for use with Customer Network Reconfiguration Service as described in 7.2.10 following.

The customer is responsible for providing the Channel Service Unit-type equipment or other Network Channel Terminating Equipment associated with the Digital Data channel at its premises. The interim program for interconnection of such equipment is set forth in Technical Reference PUB AS No. 1.

* Not available in the Bethel and Fairfield Wire Centers.

(This page filed under Transmittal No. 891)

Issued: March 2, 2015

Effective: March 17, 2015

Vice President
201 East Fourth Street
Cincinnati, Ohio 45202

ACCESS SERVICE

7. Special Access Service (Cont'd)7.2 Service Descriptions (Cont'd)7.2.8 Digital Data Service* (Cont'd)(B) Technical Specifications Packages

| <u>Parameter</u> | <u>Package DA-</u> | | | | |
|--------------------|--------------------|----------|----------|----------|----------|
| | <u>1</u> | <u>2</u> | <u>3</u> | <u>4</u> | <u>6</u> |
| Error-Free Seconds | X | X | X | X | X |

The Telephone Company will provide a channel capable of meeting a monthly average performance equal to or greater than 99.875% error-free seconds while the channel is in service, if it is measured through a CSU equivalent which is designed, manufactured, and maintained to conform with the specifications contained in Technical Reference PUB 62310.

Voltages which are compatible with Digital Data Service are delineated in Technical Reference TR-NPL-000341

* Not available in the Bethel Wire Center.

(C)

(This page filed under Transmittal No. 896)

Issued: March 17, 2016

Effective: April 1, 2016

Senior Vice President
201 East Fourth Street
Cincinnati, Ohio 45202

ACCESS SERVICE

7. Special Access Service (Cont'd)7.2 Service Descriptions (Cont'd)7.2.8 Digital Data Service* (Cont'd)(C) Channel Interfaces

The following channel interfaces (CIs) define the bit rates that are available for a Digital Data channel:

| <u>CI</u> | <u>Bit Rate</u> |
|-----------|-----------------|
| DU-24 | 2.4 kbps |
| DU-48 | 4.8 kbps |
| DU-96 | 9.6 kbps |
| DU-19.2 | 19.2 kbps |
| DU-56 | 56.0 kbps |
| DU-64 | 64.0 kbps |

Compatible channel interfaces are set forth in Technical Reference TR-NPL-000341 and PUB 62310.

(D) Optional Features and Functions(1) Central Office Bridging Capability

(2)

(3) Secondary Channel Capability

An arrangement that provides the customer the flexibility of utilizing a secondary channel in conjunction with a primary 2.4, 4.8, 9.6, 19.2 or 56 kbps Digital Data Service channel. The secondary channel and primary channel are provided over the same facilities.

* Not available in the Bethel Wire Center.

(C)

(This page filed under Transmittal No. 896)

Issued: March 17, 2016

Effective: April 1, 2016

Senior Vice President
201 East Fourth Street
Cincinnati, Ohio 45202

ACCESS SERVICE

7. Special Access Service (Cont'd)7.2 Service Descriptions (Cont'd)7.2.8 Digital Data Service* (Cont'd)(D) Optional Features and Functions (Cont'd)(3) Secondary Channel Capability (Cont'd)

as a two-point or multipoint service where available, and must be coterminated in special customer provided equipment. Secondary Channel Capability (SCC) is a derived companion digital transmission path that is independent of the primary data path and operates at a substantially lower bit rate. This derived channel allows the customer to perform network management functions during the normal operation of the network. This diagnostic channel utilizes a portion of a customer's previously unavailable data bit stream allowing for the ability to remotely control and test the network and peripheral devices without taking the network out of service. Due to the transmission equipment restrictions, SCC cannot be provided on 56 Kbps circuits that require the installation of loop repeater equipment for provision of service. The addition of the secondary channel option to an existing Digital Data Service will be treated as a subsequent addition to the existing service and rated as such. SCC is provided as described in Technical Reference TR-NPL-000157.

The following table shows the technical specifications packages with which the optional features and functions are available.

| | <u>Available with Technical Specifications Package DA-</u> | | | |
|------------------------------------|--|----------|----------|----------|
| | <u>1</u> | <u>2</u> | <u>3</u> | <u>4</u> |
| Central Office Bridging Capability | X | X | X | X |
| Secondary Channel Capability | X | X | X | X |

* Not available in the Bethel Wire Center.

(C)

(This page filed under Transmittal No. 896)

Issued: March 17, 2016

Effective: April 1, 2016

Vice President
201 East Fourth Street
Cincinnati, Ohio 45202

ACCESS SERVICE

7. Special Access Service (Cont'd)7.2 Service Descriptions (Cont'd)7.2.9 High Capacity Service(A) Basic Channel Description

A High Capacity channel is a channel for the transmission of nominal 64.0 kbps* or 1.544, 3.152, 6.312, or 274.176 Mbps isochronous serial data. The actual bit rate and framing format is a function of the channel interface selected by the customer. High Capacity channels are provided between customer designated premises, between a customer designated premises and a Telephone Company hub, or Hub to Hub for Customer Network Reconfiguration at 1.544 Mbps transmission.

The 1.544 Mbps channel may be provided in combinations of two channels (3.0 Mbps) three channels (4.5 Mbps) or 4 channels (6.0 Mbps) (N)
(N)

A MercNET 45 High Capacity channel is a channel for the transmission of nominal 44.736 Mbps isochronous serial data. The actual bit rate and framing format is a function of the channel interface selected by the customer. MercNET 45 High Capacity Service channels are provided between customer designated premises or between a customer designated premises and a Telephone Company Hub.

An STS-1 High Capacity channel is a channel for the transmission of 51.840 Mbps synchronous data. One framing format allows Line, Section, and Path formats. STS-1 High Capacity Service channels are provided between customer designated premises or between a customer designated premises and a Telephone Company Hub.

The customer is responsible for providing the Network Channel Terminating Equipment associated with the High Capacity channel at its premises. The interim program for interconnection of such equipment is set forth in Technical Reference PUB AS No. 1.

(B) Technical Specifications Packages

| Parameter | Package HC- | | | | | |
|--------------------|-------------|----------|-----------|----------|----------|----------|
| | <u>0</u> | <u>1</u> | <u>1C</u> | <u>2</u> | <u>3</u> | <u>4</u> |
| Error-Free Seconds | | X | | | | |

* Available only as a channel of a 1.544 Mbps facility between two Telephone Company Digital Hubs or as a cross connect of two 2.4, 4.8, 9.6, 56.0 or 64.0 kbps channels of two 1.544 Mbps facilities at a Digital Hub(s). The customer must provide system and channel assignment data.

(This page filed under Transmittal No. 815)

Issued: April 20, 2007

Effective: April 21, 2007

Vice President
201 East Fourth Street
Cincinnati, Ohio 45202

ACCESS SERVICE

7. Special Access Service (Cont'd)7.2 Service Descriptions (Cont'd)7.2.9 High Capacity Service (Cont'd)(B) Technical Specifications Packages (Cont'd)

A channel with technical specifications package HC1 will be capable of an error-free second performance of 98.75% over a continuous 24 hour period as measured at the 1.544 Mbps rate through a CSU equivalent which is designed, manufactured, and maintained to conform with the specifications contained in Technical Reference TR TSY 000342

Extended superframe signalling format may be provisioned and transported on channels with technical specifications package HCI. Testing for such channels is as specified in 7.1.7(B) and

any maintenance testing that is required to maintain the error free second performance specified herein. Additional testing requested by the customer is provided subject to the provisions set forth in 13.3.5 following.

(C) Channel Interfaces

The following channel interfaces (CIs) define the bit rates that are available for a High Capacity channel:

| <u>CI</u> | <u>Bit Rate</u> |
|-----------|--------------------|
| DS-15* | 1.544 Mbps (DS1) |
| DS-27 | 274.176 Mbps (DS4) |
| DS-31 | 3.152 Mbps (DS1C) |
| DS-44 | 44.736 Mbps (DS3) |
| DS-63 | 6.312 Mbps (DS2) |

Compatible channel interfaces are set forth in Technical References TR-NPL-000054 and TR-TSY-000342.

(D) Optional Features and Functions

- (1) Alternate Central Office Channel - Provides a trans- (N)
mission path for services between the customer's |
premises and a wire center which is not the |
customer's serving wire (N)

* A 64.0 kbps channel is available as a channel(s) of a 1.544 Mbps facility to a Telephone Company hub.

Issued: February 13, 1992

Effective: April 1, 1992

Senior Vice President
201 East Fourth Street
Cincinnati, Ohio 45202

ACCESS SERVICE

7. Special Access Service (Cont'd)7.2 Service Descriptions (Cont'd)7.2.9 High Capacity Service (Cont'd)(D) Optional Features and Functions (Cont'd)

- (1) center, thus avoiding the office which would normally serve the customer. It is available only where facilities exist using 1.544 and 45 Mbps high capacity service.

(2) Service To Service Through Connect Arrangement

This provides for the interconnection of two 1.544 Mbps channels extended from multiplexed DS3 high capacity services, or two DSO channels from multiplexed 1.544Mbps services. The ordering customer must provide channel assignments for both multiplexed services.

(3) Central Office Multiplexing

(a) DS4 to DS1

An arrangement that converts a 274.176 Mbps channel to 168 DS1 channels using digital time division multiplexing.

(b) DS3/STS-1 to DS1

An arrangement that converts a 44.736 Mbps channel to 28 DS1 channels using digital time division multiplexing.

(C)

(This Page filed under Transmittal No. 775)

Issued: October 25, 2002

Effective: November 9, 2002

Vice President
201 East Fourth Street
Cincinnati, Ohio 45202

ACCESS SERVICE

7. Special Access Service (Cont'd)7.2 Service Descriptions (Cont'd)7.2.9 High Capacity Service (Cont'd)(D) Optional Features and Functions (Cont'd)(3) Central Office Multiplexing (Cont'd)(c) DS2 to DS1

An arrangement that converts a 6.312 Mbps channel to four DS1 channels using digital time division multiplexing.

(d) DS1C to DS1

An arrangement that converts a 3.152 Mbps channel to two DS1 channels using digital time division multiplexing.

(e) DS1 to Voice

An arrangement that converts a 1.544 Mbps channel to 24 channels for use with Voice Grade Services. A channel(s) of this DS1 to the Hub can also be used for Program Audio, Metallic or WATS Access Line Service.

(f) DS1 to Digital Data

An arrangement that converts a 1.544 Mbps channel to 24 channels for use with individual digital data circuits to the Hub at speeds of 2.4, 4.8, 9.6, 56, or 64 Kbps. A channel of this DS1 to the Hub can also be used for Voice Grade, Program Audio, Metallic or WATS Access Line Service.

(g) DS1 to DS0

An arrangement that converts a 1.544 Mbps channel to 23 64 kbps channels utilizing digital time division multiplexing. This arrangement can be provided with the Secondary Channel Capability feature of Digital Data Service.

ACCESS SERVICE

7. Special Access Service (Cont'd)7.2 Service Descriptions7.2.9 High Capacity Service (Cont'd)(D) Optional Features and Functions (Cont'd)(3) Central Office Multiplexing (Cont'd)(h) DSO to Subrate

An arrangement that converts a 64.0 kbps channel to subspeeds of up to twenty 2.4 kbps, ten 4.8 kbps, or five 9.6 kbps channels using digital time division multiplexing. This arrangement can be provided with the Secondary Channel Capability feature of Digital Data Service.

(i) OC-3/STM-1 to DS3/STS-1

(T)

An arrangement that converts an OC-3/STM-1 to three DS3/STS-1 channels.

(T)

(4) Clear Channel Capability

Clear Channel Capability is an optional feature that provides the customer with an increase in useable bandwidth from 1.344 Mbps to 1.536 Mbps of an unconstrained data stream across the network. Clear Channel Capability is provided only on 1.544 Mbps High Capacity service and requires the customer signal at the channel interface to conform to Bipolar with Eight Zero Substitution (B8ZS) line code format as described in Technical Reference TR-TSY-000342. Customer equipment must be compatible with this method of providing the unconstrained signal.

ACCESS SERVICE

7. Special Access Service (Cont'd)7.2 Service Descriptions (Cont'd)7.2.9 High Capacity Service (Cont'd)(D) Optional Features and Functions (Cont'd)

The following table shows the technical specifications packages with which the optional features and functions are available.

| | Available with Technical Specifications Package HC- | | | | | |
|------------------------------|---|----------|-----------|----------|----------|----------|
| | <u>0</u> | <u>1</u> | <u>1C</u> | <u>2</u> | <u>3</u> | <u>4</u> |
| Central Office Multiplexing: | | | | | | |
| DS4 to DS1 | | | | | | X |
| DS3 to DS1 | | | | | X | |
| DS2 to DS1 | | | | X | | |
| DS1C to DS1 | | | X | | | |
| DS1 to Voice | | X | | | | |
| DS1 to DS0 | | X | | | | |
| DS0 to Subrate* | X | | | | | |
| Clear Channel Capability | | X | | | | |

(5) Enhanced Access Diversity (EAD)

(M)

EAD is an optional feature in which Special Access High Capacity Service (MercNET 1.5 and MercNET 45) is provided on a transmission facility alternately routed from the primary (Standard) transmission facility path.

This feature utilizes existing physically diverse interoffice facilities, excluding equipment and facilities located in a wire center, to provide diversity between serving wire centers only.

(M)

* Available only on a channel of a 1.544 Mbps facility to a Telephone Company hub.

Regulations appearing on the page formerly appeared on Page 109.44.1
(This page filed under Transmittal No. 790)

Issued: March 30, 2004

Effective: March 31, 2004

Vice President
201 East Fourth Street
Cincinnati, Ohio 45202

ACCESS SERVICE

7. Special Access Service (Cont'd)7.2 Service Descriptions (Cont'd)7.2.9 High Capacity Service (Cont'd)(D) Optional Features and Functions (Cont'd)(5) Enhanced Access Diversity (EAD) (Cont'd)

EAD may be provisioned on Telephone Company facilities where capability and capacity exist. Otherwise, the customer may order facilities under Special Construction.

When placing orders for EAD, the customer must identify the services that will be diverse, and any facilities placed under Special Construction that will be used. The customer must also supply all appropriate facility assignments and other information to permit the Telephone Company to provide and maintain EAD service.

When High Capacity MercNET 45 service is multiplexed, rates and charges for each EAD service connecting to the multiplexer will apply. Applicable rates and charges for the MercNET 45 service will also apply if identified as an EAD service. Customers leasing Telephone Company-provided multiplexers will provide and identify Connecting Facility Assignments of diverse services to the multiplexer.

(6) Customer Specified Signaling Level

This option adds additional equipment at the customer premises to enable the customer to regulate the specific db loss level down to zero db loss. This option is available as a month-to-month option as shown in Section 7.5.9.(C).6 or a non-recurring option as shown in Section 13.3.10.

(7) Digital Facility Cross-Connection

This option enables customers to cross-connect special access circuits within the same central office from the customer's termination to a Light Guide Cross-Connect (LGX) or Digital Signal Cross Connect (DSX) panel. The customer's facilities must be physically adjacent to the LGX or DSX panels in the central office.

(N)

(N)

Regulations Formerly on this page now appear on Page 109.144

(This page filed under Transmittal No. 790)

Issued: March 30, 2004

Effective: March 31, 2004

Vice President
201 East Fourth Street
Cincinnati, Ohio 45202

ACCESS SERVICE

7. Special Access Service (Cont'd)7.2 Service Descriptions (Cont'd)7.2.10 Customer Network Reconfiguration Service (CNRS)*

(M) (#)

(A) Basic Service Description

CNRS is an optional service for use with 1.544 Mbps (DS1) High Capacity Service, 9.6, 19.2, 56 and 64 kbps Digital Data Services and Voice Grade Service that enables a customer to monitor and reconfigure, in near real-time, their Special Access Service network without the intervention of the Telephone Company. The monitoring and reconfiguration functions are performed by a compatible customer-provided personal computer (PC) or other terminal device which is connected to a CNRS network controller, located in a Telephone Company CNRS hub. The PC or terminal device is connected to the CNRS network controller over an appropriate Special Access Service dedicated line or a local telephone line with a seven digit telephone number. The Telephone Company's CNRS hubs are designated in the National Exchange Carrier Association, Inc. Tariff F.C.C. No. 4.

CNRS allows customers to perform network monitoring, circuit provisioning, bandwidth re-allocation, and circuit re-routing at the DSO level within the CNRS hub equipment. Also, circuit re-routing may be performed at the DS1 level. Upon request, the Telephone Company will perform CNRS changes for the customer, subject to the charges specified in 7.5.9 following. Services that are cross-connected by CNRS must have identical technical characteristics to ensure compatibility and proper operation, e.g., Data to Data, Voice to Voice. CNRS specifications are delineated in Technical Reference TR-TSY-000366.

CNRS provides the following functions:

Network Monitoring and Surveillance

With compatible CPE equipment and software, users can visually monitor the outgoing status of their network on their terminal.

(M) (#)

*CNRS is limited to existing subscribers of CNRS service as of May 15, 1997

(C)

(#) Certain regulations on this page formerly appeared on Page 109.44.1.

(This page filed under Transmittal No. 703)

Issued: April 30, 1997

Effective: May 15, 1997

Senior Vice President
201 East Fourth Street
Cincinnati, Ohio 45202

ACCESS SERVICE

7. Special Access Service (Cont'd)7.2 Service Descriptions (Cont'd)7.2.10 Customer Network Reconfiguration Service (CNRS) (Cont'd) (N)(A) Basic Service Description (Cont'd)Circuit Provisioning

Customers can activate or deactivate any of the circuits defined in the database down to the DS0 level.

Manual and Automatic Route Selection

Customers can select alternate routes on demand, or on a pre-scheduled basis.

Bandwidth Re-allocation

Customers can shift unused bandwidth capacity to locations where it can be better utilized (e.g., temporary support for a videoconference).

Partitioning

For example, customers may choose to permit only a portion of their network to be accessible by CNRS or by certain personnel for security purposes.

Command Profiles Feature

Customers can set up files with pre-set lists of commands.

Reports and Alarms

Customers can obtain management reports regarding their network configuration, status, and various alarm reports.

Security

CNRS provides extensive multi-level security to deny unauthorized users access to a customer's CNRS network.

(N)

ACCESS SERVICE

7. Special Access Service (Cont'd)7.2 Service Descriptions (Cont'd)7.2.11 OC-3/STM-1 Service, OC-12/STM-4 Service, OC-48/STM-16 Serviceand OC-192/STM-64 Service- Point-to-Point Service(A) Basic Channel Description(1) General

Point-to-Point OC-3/STM-1, OC-12/STM-4, OC-48/STM-16 and OC-192/STM-64 channels provide high speed synchronous optical fiber-based full duplex data transmission capabilities. These services provide optical data transmission with the following characteristics:

- OC-3/STM-1 Service provides channels operating at the terminating bit rate of 155.52 Mbps; and,
- OC-12/STM-4 Service provides channels operating at the terminating bit rate of 622.08 Mbps.
- OC-48/STM-16 Service provides channels operating at the terminating bit rate of 2488.32 Mbps.
- OC-192/STM-64 Service provides channels operating at the terminating bit rate of 9953.28 Mbps.

OC-3/STM-1, OC-12/STM-4, OC-48/STM-16 and OC-192/STM-64 channels may be used to connect:

- one customer-designated premises to another customer-designated premises, either with or without the add/drop multiplexing capability at the customer-designated premises (T)
- a customer-designated premises, either with or without add/drop multiplexing capability to a Telephone Company location where add/drop functions and/or cross-connections are performed. (T)

Optical Transmission paths for OC-3/STM-1, OC-12/STM-4, OC-48/STM-16 and OC-192/STM-64 Services are differentiated by bit rate and the quality of transmission as delineated by the Optical Interface specified in established standard and technical publications.

OC-3/STM-1, OC-12/STM-4, OC-48/STM-16 and OC-192/STM-64 Service may be connected by (1) using the appropriate OC-3/STM-1, OC-12/STM-4, OC-48/STM-16 or OC-192/STM-64 add/drop multiplexer (mux) at the two customer premises or between a customer premises and a Telephone Company location or (2), by using the full bandwidth premises to premises, or between a customer premises and a Telephone Company location.

Add/Drop Multiplexing only occurs at the customer premises. The customer may supply the equipment, or have the Telephone Company supply the equipment for them. Add/Drop Multiplexing does not occur at the Telephone Company Serving Wire Center.

OC-3 to DS1 Multiplexing only occurs at the Central Office. (N)

(This page filed under Transmittal No. 825)

Issued: February 19, 2008

Effective: March 5, 2008

Vice President
201 East Fourth Street
Cincinnati, Ohio 45202

ACCESS SERVICE

7. Special Access Service (Cont'd)7.2 Service Descriptions (Cont'd)

7.2.11 OC-3/STM-1 Service, OC-12/STM-4 Service, OC-48/STM-16 Service (T)
and OC-192/STM-64 Service- Point-to-Point Service (Cont'd) (T)

(A) Basic Channel Description (Cont'd)(1) General (Cont'd)

Add/Drop Functions occur at the Customer Premises and at the Telephone Company Serving Wire Center in order to support the full bandwidth of the Service.

OC-3/STM-1, OC-12/STM-4, OC-48/STM-16 and OC-192/STM-64 (T)
Service based on customer requirements can be configured in any of the following ways:

OC-3/STM-1 -three STS-1 (Synchronous Transport Signals) (T)
channels which each contain:

- one DS3 that is STS-1 mapped;
- ☐ up to 28 DS1s that are VT-mapped;
- ☐ an STS-1 channel without constraint to payload mapping when the STS-1 channel does not terminate via an add/drop function to DS1 or DS3 services within the CBT network;
- Any of the above arrangements may be used in combination with each other subject to utilization of the total OC-3/STM-1 capacity (T)
- a single concatenated STS-3C channel.

OC-12/STM-4 - twelve STS-1 channels which each contain(T)

- one DS3 that is STS-1 mapped;
- up to 28 DS1s that are VT-mapped;
- an STS-1 channel without constraint to payload mapping when the STS-1 channel does not terminate via an add/drop function to DS1 or DS3 services within the CBT network;
- four concatenated STS-3C channels;
- Any of the above arrangements may be used in combination with each other subject to utilization of the total OC-12/STM-4 capacity (T)
- a single concatenated STS-12C channel.

(This page filed under Transmittal No. 807)

Issued: March 17, 2006

Effective: April 1, 2006

Vice President
201 East Fourth Street
Cincinnati, Ohio 45202

ACCESS SERVICE

7. Special Access Service (Cont'd)7.2 Service Descriptions (Cont'd)

7.2.11 OC-3/STM-1 Service, OC-12/STM-4 Service, OC-48/STM-16 Service (T)
and OC-192/STM-64 Service - Point-to-Point Service (Cont'd) (T)

(A) Basic Channel Description (Cont'd)(1) General (Cont'd)

OC-48/STM-16 - forty-eight STS-1 channels which (T)
each contain:

- one DS3 that is STS-1 mapped;
- ☐ up to 28 DS1s that are VT-mapped;
- ☐ an STS-1 channel without constraint to payload mapping when the STS-1 channel does not terminate via an add/drop function to DS1 or DS3 services within the CBT network;
- sixteen concatenated STS-3C channels;
- four concatenated STS-12C channels;
- any of the above arrangements may be used in combination with each other subject to utilization of the total OC-48/STM-16 capacity; (T)
- a single concatenated STS-48C channel.

page filed under Transmittal No. 807)

Issued: March 17, 2006

Effective: April 1, 2006

Vice President
201 East Fourth Street
Cincinnati, Ohio 45202

ACCESS SERVICE

7. Special Access Service (Cont'd)7.2 Service Descriptions (Cont'd)7.2.11 OC-3/STM-1 Service, OC-12/STM-4 Service, OC-48/STM-16 Service
and OC-192/STM-64 Service - Point-to-Point Service (Cont'd)

(T)

(T)

(A) Basic Channel Description (Cont'd)(1) General (Cont'd)

OC-192/STM-64 - One hundred ninety two STS-1 channels
which each contain:

(T)

- 1 DS3 that is STS1 mapped

- ☐ up to 28 DS1s that are VT-mapped;

- ☐ an STS-1 channel without constraint to payload mapping when the STS-1 channel does not terminate via an add/drop function to DS1 or DS3 services within the CBT network;

- 64 concatenated STS-3C channels;

- 16 concatenated STS-12C channels;

- 4 concatenated STS-48c channels

- Any of the above arrangements may be used in combination with each other subject to utilization of the total OC-192/STM-64 capacity.

(T)

- a single concatenated STS-192C channel.

The customer is responsible via the ordering process to identify what STS signal configuration is to be contained in each OC-3/STM-1, OC-12/STM-4, OC-48/STM-16 and OC-192/STM-64 service connection and each STS-1, STS-3, STS-12 and/or STS-48 payload content. This information is needed for routing and connection purposes in the network.

(T)

(T)

(B) Channel Configuration

(1) OC-3/STM-1, OC-12/STM-4, OC-48/STM-16 and OC-192/STM-64 Channel Terminations OC-3/STM-1, OC-12/STM-4, OC-48/STM-16 and OC-192/STM-64 Channels consist of Channel Terminations (CTs), interoffice mileage and optional features and functions.

(T)

(T)

OC-3/STM-1, OC-12/STM-4 OC-48/STM-16 and OC-192/STM-64 Channel Terminations provide optical interconnection between the Telephone Company Serving Wire Center (SWC) and the customer premise.

(T)

(This page filed under Transmittal No. 807)

Issued: March 17, 2006

Effective: April 1, 2006

Vice President
201 East Fourth Street
Cincinnati, Ohio 45202

ACCESS SERVICE

7. Special Access Service (Cont'd)7.2 Service Descriptions (Cont'd)

- 7.2.11 OC-3/STM-1 Service, OC-12/STM-4 Service, OC-48/STM-16 Service (T)
and OC-192/STM-64 Service - Point-to-Point Service (Cont'd) (T)

(B) Channel Configuration (Cont'd)

The following types of CTs are available:

| <u>Terminating Bit Rate</u> | <u>Loop Format*</u> | <u>Data</u> |
|-----------------------------|---------------------|--------------------------------------|
| | | <u>Transmission</u> <u>Format</u> |
| 155.52 | 2 fiber | Synchronous |
| 622.08 | 2 fiber | Synchronous |
| 2488.32 | 2 fiber | Synchronous |
| 9953.28 | 2 fiber | Synchronous |

When OC-3/STM-1 Service, OC-12/STM-4 Service, OC-48/STM-16 Service (T)
 and OC-192/STM-64 Service is provided, the customer has the option (T)
 of supplying the add/drop multiplexing at the customer premises.
 If the customer chooses to supply the equipment, the add/drop
 multiplexing must be compatible with the add/drop multiplexing used
 by the Telephone Company in the Serving Wire Center. The Telephone
 Company will work with the customer to select compatible add/drop
 multiplexers which conform to the requirements set forth in
 established standard and technical publications.

- (1) OC-3/STM-1, OC-12/STM-4, OC-48/STM-16 and OC-192/STM-64 (T)
 Channel Terminations

All CTs comprising a channel must have the same terminating
 bit rate unless add/drop multiplexing is performed at the
 at the customer premise with the associated add/drop
 function and at the Telephone Company location with the
 appropriate add/drop functions.

- (2) Channel Mileage

Channel Mileage facilities, comprised of Fixed and Per Mile
 as described in Section 7.1.2(B) preceding, provide the
 transmission paths between Serving Wire Centers associated
 with two customer-designated premises or between a Serving
 Wire Center associated with a customer premise and a
 Telephone Company Hub location. Four Channel Mileage
 types are available - OC-3/STM-1 which supports bit rate of (T)
 155.52, OC-12/STM-4 transport at the 622.08 bit rate, |
 OC-48/STM-16 transport at a bit rate of 2488.32 and |
 OC-192/STM-64 transport at a bit rate of 9953.28. (T)

*Unidirectional Path Switched Rings

(This page filed under Transmittal No. 807)

Issued: March 17, 2006

Effective: April 1, 2006

Vice President
 201 East Fourth Street
 Cincinnati, Ohio 45202

ACCESS SERVICE

7. Special Access Service (Cont'd)7.2 Service Descriptions (Cont'd)

- 7.2.11 OC-3/STM-1 Service, OC-12/STM-4 Service, OC-48/STM-16 Service (T)
and OC-192/STM-64 Service - Point-to-Point Service (Cont'd) (T)

(B) Channel Configuration (Cont'd)(2) Channel Mileage (Cont'd)

OC-3/STM-1 CTs are interconnected to OC-3/STM-1 transport. (T)
OC-12/STM-4 CTs are interconnected to OC-12/STM-4 transport. (T)
OC-48/STM-16 CTs are interconnected to OC-48/STM-16 (T)
transport.
OC-192/STM-64 CTs are interconnected to OC-192/STM-64 (T)
transport.

In addition, Channel Mileage can be connected between wire centers at a lower OC-N speed than the CT, if the transport is between a lower speed Add/Drop Function and:

- another lower speed Add/Drop Function;
- another lower speed Channel Termination;
- a lower speed Dedicated Ring Port;
- a lower speed Cross-Connect.

All of the above terminations must be the same speed as the Channel Mileage.

(3) Optional Features and Functions

The following optional features and functions are available: Add/Drop Multiplexing, Add/Drop Function, OC-3/STM-1, OC-12/STM-4, OC-48/STM-16 and OC-192/STM-64 (T)
Cross-Connection, 1+1 Protection with Route survivability, 1+1 Protection with Central Office Survivability, and OC- 48/STM-16 and OC-192/STM-64 Regenerator. (T)

- (a) OC-3/STM-1, OC-12/STM-4, OC-48/STM-16 and (T)
OC-192/STM-64 Add/Drop Multiplexing (T)

An arrangement at the customer premise or central office that allows an OC-3/STM-1, OC-12/STM-4, OC- (T)
48/STM-16 or OC-192/STM-64 channel operating at a (T)
terminating speed(T) of 155.52 Mbps, 622.08 Mbps, 2488.32 Mbps, and 9953.28 Mbps, respectively, to add/drop a lower speed channel by using this feature along with the add/drop function as stated in (b) following.

(This page filed under Transmittal No. 807)

Issued: March 17, 2006

Effective: April 1, 2006

Vice President
201 East Fourth Street
Cincinnati, Ohio 45202

ACCESS SERVICE

7. Special Access Service (Cont'd)7.2 Service Descriptions (Cont'd)

- 7.2.11 OC-3/STM-1 Service, OC-12/STM-4 Service, OC-48/STM-16 Service (T)
and OC-192/STM-64 Service - Point-to-Point Service (Cont'd) (T)

(B) Channel Configuration (Cont'd)(3) Optional Features and Functions (Cont'd)

- (a) OC-3/STM-1, OC-12/STM-4 and OC-48/STM-16 Add/Drop (T)
Multiplexing
 (Cont'd)

OC-3/STM-1 add/drop multiplexing at a Customer (T)
 Premise/Central Office will provide the capability (T)
 to support the full add/drop function capacity of
 OC-3/STM-1 Service bandwidth with up to one (T)
 OC-3/STM-1 add/drop function, three DS3 add/drop (T)
 functions or equivalently up to three groups of 28
 DS1 add/drop functions or equivalent combinations
 of DS3 and groups of 28 DS1 add/drop functions.

OC-12/STM-4 add/drop multiplexing at a Customer (T)
 Premise/Central Office will provide the capability (T)
 to support the full add/drop function capacity of
 OC-12/STM-4 service bandwidth with up to one (T)
 OC-12/STM-4 add/drop function, four OC-3/STM-1 (T)
 add/drop functions or up to 12 DS3 add/drop
 functions or equivalent combinations of OC-3/STM-1 (T)
 and DS3 add/drop functions.

OC-48/STM-16 add/drop multiplexing at a Customer (T)
 Premise/Central Office will provide the capability (T)
 to support the full add/drop bandwidth, up to one
 OC-48/STM-16(T) add/drop function, four (T)
 OC-12/STM-4 add/drop functions, sixteen OC-3/STM-1 (T)
 add/drop functions, 48 DS3 add/drop functions or
 equivalent combination of OC-12/STM-4, OC-3/STM-1 (T)
 and DS3 add/drop functions.

OC-192/STM-64 add/drop multiplexing at a Customer (T)
 Premise/Central Office will provide the capability (T)
 to support the full add/drop function capacity of
 OC-192/STM-64 service bandwidth with up to one OC- (T)
 192/STM-64 add/drop function, four OC-48/STM-16 |
 add/drop functions, 16 OC-12/STM-4 add/drop |
 functions, 64 OC-3/STM-1 add/drop functions or 192 (T)
 DS3 add/drop functions or equivalent combination
 of DS3, OC-3/STM-1, OC-12/STM-4 and OC-48/STM-16 (T)
 add/drop functions.

(This page filed under Transmittal No. 807)

Issued: March 17, 2006

Effective: April 1, 2006

Vice President
 201 East Fourth Street
 Cincinnati, Ohio 45202

ACCESS SERVICE

7. Special Access Service (Cont'd)7.2 Service Descriptions (Cont'd)

- 7.2.11 OC-3/STM-1 Service, OC-12/STM-4 Service, OC-48/STM-16 Service (T)
and OC-192/STM-64 Service - Point-to-Point Service (Cont'd) (T)

(B) Channel Configuration (Cont'd)(3) Optional Features and Functions (Cont'd)(b) Add/Drop Function

The OC-3/STM-1, OC-12/STM-4, OC-48/STM-16 and (T)
OC-192/STM-64 Service are able to add or drop (T)
lower level signals as shown in the matrix
following. The add/drop function is offered at
a circuit level. For example, if at the
customer premise, a customer drops one DS3
signal from an OC-12/STM-4 service, they would (T)
pay one add/drop Function charge for the DS3,
plus the OC-12/STM-4 add/drop multiplexing (T)
charge. If a DS3 needs to be dropped at a
Telephone Company location, the customer
would pay one DS3 add/drop Function Charge. No
add/drop multiplexing charge applies at the
Telephone Company location.

The OC-3/STM-1, OC-12/STM-4, OC-48/STM-16 and (T)
OC-192/STM-64 Service is only able to add/or (T)
drop the services that have been identified by
payload content (mapping) within the bandwidth.
DS1 mapped STS-1 signals are only able to connect
to a DS1, and DS3 mapped STS-1 signals are only
able to connect to a DS3. If a change is
required, it may be accomplished by the
customer's CPE or through the current
asynchronous environment for multiplexing of
DS3 and DS1 services stated in Section 7.2.9.

(This page filed under Transmittal No. 807)

Issued: March 17, 2006

Effective: April 1, 2006

Vice President
201 East Fourth Street
Cincinnati, Ohio 45202

ACCESS SERVICE

7. Special Access Service (Cont'd)7.2 Service Descriptions (Cont'd)

7.2.11 OC-3/STM-1 Service, OC-12/STM-4 Service, OC-48/STM-16 Service (T)
and OC-192/STM-64 Service - Point-to-Point Service (Cont'd) (T)

(B) Channel Configuration (Cont'd)(3) Optional Features and Functions (Cont'd)

ADD/DROP Function

| | DS1 | DS3 | OC3 | OC12 | OC48 | OC192 | 10mg | 1000mg | GigE | |
|---------------|-----|-----|-----|------|------|-------|------|--------|------|-----|
| OC-192/STM-64 | No* | Yes | Yes | Yes | Yes | Yes | Yes | Yes | Yes | (T) |
| OC-48/STM-16 | No* | Yes | Yes | Yes | Yes | N/A | Yes | Yes | Yes | |
| OC-12/STM-4 | No* | Yes | Yes | Yes | N/A | N/A | Yes | Yes | Yes | |
| OC-3/STM-1 | Yes | Yes | Yes | N/A | N/A | N/A | Yes | Yes | Yes | (T) |

* to add/drop a DS1 from an OC-12/STM-4 OC-48/STM-16 (T)
 and/or OC-192/STM-64, an Optical to Electrical DS1 (T)
 Add/Drop Capability must be purchases as well as an
 OC-3/STM-1 Add/Drop Function and a DS1 Add/Drop (T)
 Function.

(c) OC-3/STM-1, OC-12/STM-4, OC-48/STM-16 and OC-192/STM-64 (T)
 Cross-Connection. This is an arrangement to
 cross-connect OC-3/STM-1 Service, OC-12/STM-4 Service, (T)
 OC-48/STM-16 Service, or OC-192/STM-64 Service to (T)
 another service or to an add/drop function of the
 same speed at a wire center for the same or
 for a different customer on a per circuit basis.
 The customer must purchase service to the wire
 center from his designated premise. One charge
 applies per service cross-connected.

(d) Optical to Electrical DS1 Add/Drop Capability

This option allows an electrical DS1 to be derived
 From an OC-12/STM-4 OC-48/STM-16 or OC-192/STM-64 by (T)
 using this capability.
 To add/drop the electrical DS1 from an OC-3/STM-1 (T)
 add/drop function. The OC-3/STM-1 add/drop function (T)
 must be purchased separately.

(This page filed under Transmittal No. 807)

Issued: March 17, 2006

Effective: April 1, 2006

Vice President
 201 East Fourth Street
 Cincinnati, Ohio 45202

ACCESS SERVICE

7. Special Access Service (Cont'd)7.2 Service Descriptions (Cont'd)

- 7.2.11 OC-3/STM-1 Service, OC-12/STM-4 Service, OC-48/STM-16 Service (T)
and OC-192/STM-64 Service - Point-to-Point Service (Cont'd) (T)

(B) Channel Configuration (Cont'd)(3) Optional Features and Functions (Cont'd)

(d) 1+1 Protection with Route Survivability

This option will provide 1+1 protection and offer additional protection from fiber cable cuts by routing the working fiber pair via the primary route and the protect fiber pair via a physically diverse alternate route. The protect fiber will be charged on a distance-sensitive basis, based on quarter route miles, from the customer premise to the serving wire center.

This option will also provide 50 millisecond protection switching to assure 100 percent availability of the service. Any service interruption greater than one (1) minute will result in a credit equal to one month's bill for the circuit involved. If the interruption occurs on a Channel Termination without this option, normal terms and conditions for out-of-service credits as stated in 2.4.4 preceding will apply. An interruption period will start when an inoperative service is reported to the Telephone Company and end when the service is operative. In any month, as a result of an interruption, the total credit per rate element of the interrupted service may not exceed 100 percent of the monthly charge for that particular rate element. All other terms and conditions for Credit Allowances as stated in 2.4.4 preceding, will apply.

Installation of the 1+1 Protection with Route Survivability option will not begin until the customer has accepted the proposed routing by the Telephone Company.

(This page filed under Transmittal No. 807)

Issued: March 17, 2006

Effective: April 1, 2006

Vice President
201 East Fourth Street
Cincinnati, Ohio 45202

ACCESS SERVICE

7. Special Access Service (Cont'd)7.2 Service Descriptions (Cont'd)

- 7.2.11 OC-3/STM-1 Service, OC-12/STM-4 Service, OC-48/STM-16 Service (T)
and OC-192/STM-64 Service - Point-to-Point Service (Cont'd) (T)

(B) Channel Configuration (Cont'd)(3) Optional Features and Functions (Cont'd)

- (e) 1+1 Protection with Central Office Survivability
for OC-3/STM-1, OC-12/STM-4, OC-48/STM-16 and OC-192/STM-64 (T)
(T)

- (a) This option will provide 1+1 protection and offer additional protection from Serving Wire Center (SWC) failure for services not terminating at the SWC. This will be accomplished by routing the working fiber pair via the primary route to the customer's SWC and the protect fiber pair to an alternate wire center chosen by the Telephone Company. The protect fiber will be charged on a distance-sensitive basis, based on quarter route miles, from the customer premise to the alternate wire center. Channel Mileage for the appropriate OC-3/STM-1, OC-12/STM-4, OC-48/STM-16 or OC-192/STM-64 Service ordered will be charged between the SWC and the alternate wire center using the V&H coordinates method as stated in National Exchange Carrier Association Tariff F.C.C. No. 4. (T)
(T)

This option will also assure 100 percent availability of the service. Any service interruption greater than one (1) minute will result in a credit equal to one month's bill for the circuit involved. If the interruption occurs on a Channel Termination without this option, normal terms and conditions for out of service credits as stated in 2.4.4 preceding will apply. An interruption period will start when an inoperative service is reported to the Telephone Company and end when the service is operative. In any month, as a result of an interruption, the total credit per rate element of the interrupted service may not exceed 100 percent of the monthly charge for that particular rate element. All other terms and conditions for Credit Allowances as stated in 2.4.4 preceding, will apply.

(This page filed under Transmittal No. 807)

Issued: March 17, 2006

Effective: April 1, 2006

Vice President
201 East Fourth Street
Cincinnati, Ohio 45202

ACCESS SERVICE

7. Special Access Service (Cont'd)7.2 Service Descriptions (Cont'd)

- 7.2.11 OC-3/STM-1 Service, OC-12/STM-4 Service, OC-48/STM-16 Service (T)
and OC-192/STM-64 Service - Point-to-Point Service (Cont'd) (T)

(B) Channel Configuration (Cont'd)(3) Optional Features and Functions (Cont'd)

- (e) 1+1 Protection with Central Office Survivability
for OC-3/STM-1, OC-12/STM-4, OC-48/STM-16 and (T)
OC-192/STM-64 (Cont'd) (T)

Installation of the 1+1 Protection with Central Office Survivability option will not begin until the customer has accepted the proposed routing by the Telephone Company.

If the customer wants to use this optional feature as a ring extension with OC-12/STM-4, (T) OC-48/STM-16, or OC-192/STM-64 Dedicated Ring (T) Service, then both the customer's Serving Wire Center and alternate wire center must have Nodes located on the ring. The Telephone Company will work cooperatively with the customer to determine the appropriate alternate wire center to be used for the Dedicated Ring situation. Channel Mileage will not apply to this option when used with a ring extension.

(This page filed under Transmittal No. 807)

Issued: March 17, 2006

Effective: April 1, 2006

Vice President
201 East Fourth Street
Cincinnati, Ohio 45202

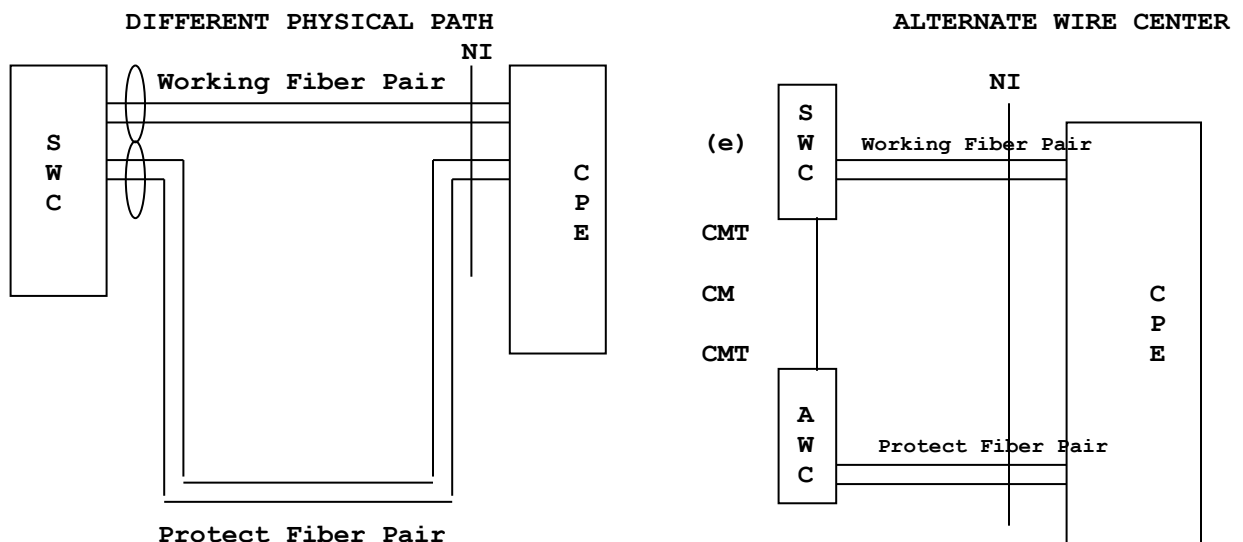
ACCESS SERVICE

7. Special Access Service (Cont'd)7.2 Service Descriptions (Cont'd)

- 7.2.11 OC-3/STM-1 Service, OC-12/STM-4 Service, OC-48/STM-16 Service (T)
and OC-192/STM-64 Service - Point-to-Point Service (T)

(B) Channel Configuration (Cont'd)(3) Optional Features and Functions (Cont'd)

The following diagrams provide an example of (d) and (e) above:



*CM = Channel Mileage
 *CMT = Channel Mileage Terminations

(f) OC-48/STM-16 and OC-192/STM-64 Regenerators (T)

Regenerators provide essential detection and retransmission of SONET Optical signals between customer premises. Regenerators will be provided as required by the Telephone Company when actual fiber facility distances between customer designated premise and/or central office locations exceed design limits (typically 18 to 25 miles). Regenerators will be located exclusively in Telephone Company central offices

ACCESS SERVICE

7. Special Access Service (Cont'd)7.2 Service Descriptions (Cont'd)

- 7.2.12 OC-3/STM-1 Service, OC-12/STM-4 Service, OC-48/STM-16 Service (T)
and OC-192/STM-64 Service Dedicated Ring (T)

(A) Basic Service Description(1) General

OC-3/STM-1, OC-12/STM-4, OC-48/STM-16 and OC-192/STM-64 (T)
Dedicated Ring Service operates at the same speeds as
Point-to-Point Services, however, the Dedicated Ring
Service provides a customer a dedicated custom network.
The network is in a ring architecture designed to provide
increased reliability and functionality connecting
multiple customer-designated locations and specified
Telephone Company Central Offices (COs) via self-healing
network designs. Dedicated Ring Service will provide 50
millisecond protection switching to assure 100 percent
availability of the services on the ring. Dedicated
Ring Service is provided where appropriate SONET
facilities are available. Where facilities are not
available, Special Construction may apply.

Dedicated Ring Service is an alternative to OC-3/STM-1, (T)
OC-12/STM-4, OC-48/STM-16 and OC-192/STM-64 Point-to- (T)
Point service between multiple customer locations. Rate
elements include nodes, ports, mileage between nodes,
regenerators, Optical to Electrical DS1 add/drop
capability. Rates are specified in 7.5.12.1 following.

Existing customers with Point-to-Point OC-3/STM-1, (T)
OC-12/STM-4, OC-48/STM-16 and OC-192/STM-64 may upgrade (T)
to Dedicated Ring Service without termination liability.

A service interruption greater than one (1) minute
will result in a credit equal to one month's bill
for the individual port-to-port connection involved.
An interruption of service will start when an
inoperative service is reported to the Telephone
Company and end when the service is operative. In
any month, as a result of an interruption, the total
credit per rate element of the interrupted service
may not exceed 100 percent of the monthly charge for
that particular rate element.

(This page filed under Transmittal No. 807)

Issued: March 17, 2006

Effective: April 1, 2006

Vice President
201 East Fourth Street
Cincinnati, Ohio 45202

ACCESS SERVICE

7. Special Access Service (Cont'd)7.2 Service Descriptions (Cont'd)7.2.12 OC-3/STM-1 Service, OC-12/STM-4 Service, OC-48/STM-16 Service
and OC-192/STM-64 Service Dedicated Ring (Cont'd)(B) Dedicated Ring Configuration

(1) Nodes

The ring will provide connectivity to multiple customer-designated locations (nodes). However, a ring must have a minimum of three nodes. At least one node must be a Telephone Company CO and one must be a customer premises. A maximum of 16 nodes, including regenerators, will be allowed per ring. (T)

The Telephone Company reserves the right to determine the order of the nodes on the ring.

When a customer premises node is located in the same building as a CO node, there will be no diversity between the two nodes. (T)

The customer will be billed time and material for any additional charges incurred by the Telephone Company in locating Company equipment at the customer premises. (T)

The Customer will provide to Telephone Company personnel 24-hour, 7-days per week access to Customer premises nodes. (C)
|
(C)

(This page filed under Transmittal No. 825)

Issued: February 19, 2008

Effective: March 5, 2008

Vice President
201 East Fourth Street
Cincinnati, Ohio 45202

ACCESS SERVICE

7. Special Access Service (Cont'd)7.2 Service Descriptions (Cont'd)7.2.12 OC-3/STM-1 Service, OC-12/STM-4 Service, OC-48/STM-16 Service and OC-192/STM-64 Service Dedicated Ring

(T)

(T)

(B) Dedicated Ring Configuration (Cont'd)

(3) Ports

The ring capacity will be either OC-3/STM-1, OC-12/STM-4, (T)
OC-48/STM-16 or OC-192/STM-64. Lower speed channels are (T)
accessible at nodes via port terminations.

Accepted interfaces are as follows:

OC-n Ring Type
(Maximum number of ports supported by Ring Type)

(T)

| PORTS | OC-3/STM-1 | OC-12/STM-4 | OC-48/STM-16 | OC-192/STM-64 |
|---------------|------------|-------------------------|--------------------------|--------------------------|
| DS1 | 84 | 84/OC-3/STM-1 Port** | 84/OC-3/STM-1 Ports** | 84/OC-3/STM-1 Ports** |
| DS3 | 3 | 12 | 48 | 192 |
| OC-3/STM-1 | 1 | 4 | 16 | 64 |
| OC-12/STM-4 | N/A | 1 | 4 | 16 |
| OC-48/STM-16 | N/A | N/A | 1 | 4 |
| OC-192/STM-64 | N/A | N/A | N/A | 1 |

(T)

OC-3/STM-1 Point-to-Point service may connect to an (T)
OC-3/STM-1 port of an OC-12/STM-4, OC-48/STM-16 ring,
or OC-192/STM-64 ring. OC-12/STM-4 Point-to-Point
service may connect to an OC-12/STM-4 port of an
OC-48/STM-16 ring or OC-192/STM-64 ring located in a
Company CO. OC-48/STM-16 Point-to-Point service may
connect to an OC-48/STM-16 port of an OC-192/STM-64 (T)
ring.

As described in Section 7.2.11A for OC-3/STM-1 (T)
Service, an OC-3/STM-1 port will permit the
connection of STS-1 channels to other STS-1 channels
across the OC-12/STM-4, OC-48/STM-16 or OC-192/STM-64 (T)
Dedicated Ring Service subject to the overall ring
capacity limits described in (6) following. Also, an
STS-1 channel with DS1 payload mapping accessing an (T)
OC-12/STM-4 Dedicated Ring using an OC-3/STM-1 port (T)
may be connected to the Optical to Electrical DS1
add/drop capability for the purpose of connecting up
to 28 DS1 ports. An STS-1 channel with DS3 payload (T)
mapping accessing the OC-12/STM-4 or OC-48/STM-16
Dedicated Ring using an OC-3/STM-1 port may (T)
individually connect to a DS3 port.

* Optical to Electrical DS1 add/drop capability as shown in 7.2.12(B) (5) is
needed along with an OC-3/STM-1 Port. (T)

Regulations formerly found on this page are now found on Page 109.44.19.

(This page filed under Transmittal No. 807)

Issued: March 17, 2006

Effective: April 1, 2006

Vice President
201 East Fourth Street
Cincinnati, Ohio 45202

ACCESS SERVICE

7. Special Access Service (Cont'd)7.2 Service Descriptions (Cont'd)

- 7.2.12 OC-3/STM-1 Service, OC-12/STM-4 Service, OC-48/STM-16 Service (T)
and OC-192/STM-64 Service Dedicated Ring (Cont'd) (T)

(B) Dedicated Ring Configuration (Cont'd)

(3) Ports (Cont'd)

DS1 ports, DS3 ports and STS-1 channels within OC-3/STM-1 ports may not connect to any other ports within the same node. All other port-to-port connections are allowable except for DS3 port to DS1 port connections. If a DS3 to DS1 connection is required, it may be accomplished by the customer's CPE or through the current multiplexing environment of DS3 and DS1 Services described in Section 7.2.9. (T)

(4) Mileage

Mileage is the total airline distance between the serving wire center of each node involved on the ring. A one mile minimum will be billed between nodes.

In addition, interoffice transport may be connected between wire centers at a lower OC-N speed than the Dedicated Ring, if the transport is between a dedicated ring port and:

- a lower speed Add/Drop Function;
- a lower speed Channel Termination;
- another lower speed Dedicated Ring Port;
- a lower speed Cross-Connect;

All of the above terminations must be the same speed as the transport.

(5) Optical to Electrical DS1 Add/Drop Capability

This option allows an electrical DS1 to be derived from an optical OC-12/STM-4 OC-48/STM-16 or OC-192/STM-64 ring by using this capability to add/drop the electrical SS1 from an OC-3/STM-1 port. (T)
An OC-3/STM-1 port must also be purchased. (T)

Regulations found on this page were formerly found on Page 109.44.18.

(This page filed under Transmittal No. 807)

Issued: March 17, 2006

Effective: April 1, 2006

Vice President
201 East Fourth Street
Cincinnati, Ohio 45202

ACCESS SERVICE

7. Special Access Service (Cont'd)7.2 Service Descriptions (Cont'd)

- 7.2.12 OC-3/STM-1 Service, OC-12/STM-4 Service, OC-48/STM-16 Service (T)
and OC-192/STM-64 Service Dedicated Ring (Cont'd) (T)

(B) Dedicated Ring Configuration (Cont'd)(6) Dedicated Ring Regenerator

Regenerators provide essential detection and re-transmission of SONET Optical 155.52 Mbps, 622.08 Mbps, 2488.32 Mbps and 9953.28 Mbps signals between nodes. Regenerators will only be provided as required by the Telephone Company when actual fiber facility distances between customer-designated nodes exceed inter-nodal design limits (typically 18 to 25 miles). Regenerators will be located exclusively in Telephone Company COs and do not allow ports to access customer service connections.

(This page filed under Transmittal No. 807)

Issued: March 17, 2006

Effective: April 1, 2006

Vice President
201 East Fourth Street
Cincinnati, Ohio 45202

ACCESS SERVICE

7. Special Access Service (Cont'd)7.2 Service Descriptions (Cont'd)

7.2.12 OC-3/STM-1 Service, OC-12/STM-4 Service, OC-48/STM-16 Service and OC-192/STM-64 Service Dedicated Ring (cont'd) (T)
(T)

(B) Dedicated Ring Configuration (Cont'd)(7) Dedicated Ring Connection Capacity (Cont'd)

For OC-3/STM-1 Dedicated Ring Service, the maximum ring capacity between nodes is not to exceed 3 STS-1 equivalents. OC-3/STM-1 Dedicated Ring Services will provide capability for node-to-node connection of DS1, STS-1 or STS-3C, using DS1, DS3 and OC-3/STM-1 ports on the OC-3/STM-1 ring (T)
(T)
(T)
(T)

For OC-12/STM-4 Dedicated Ring Service, the maximum ring capacity between nodes is not to exceed 12 STS-1 equivalents. OC-12/STM-4 Dedicated Ring Services will provide capability for node-to-node connection of STS-1, STS-3C or STS-12C Channels using DS3, OC-3/STM-1 or OC-12/STM-4 ports on the OC-12/STM-4 ring. DS1 Port Connections are available with OC-12/STM-4 Dedicated Ring Service if an OC-3/STM-1 Port and an Optical to Electrical DS1 add/drop capability is purchased. (T)
(T)
(T)
(T)
(T)

For OC-48/STM-16 Dedicated Ring Service, the maximum ring capacity between nodes is not to exceed 48 STS-1 equivalents. OC-48/STM-16 Dedicated Ring Services will provide capability for node-to-node connection of DS3, STS-1, STS-3C, STS-12C or STS-48C Channels using DS3, OC-3/STM-1, OC-12/STM-4, or OC-48/STM-16 ports on the OC-48/STM-16 ring. DS1 Port Connections are available with OC-48/STM-16 Dedicated Ring Service if an OC-3/STM-1 Port and an Optical to Electrical DS1 add/drop capability is purchased. (T)
(T)
(T)
(T)
(T)

For OC-192/STM-64 Dedicated Ring Service, the maximum ring capacity between nodes is not to exceed 192 STS-1 equivalents. OC-192/STM-64 Dedicated Ring Services will provide capability for node-to-node connection of DS3, STS-1, STS-3C, STS-12C, STS-48C or STS-192C Channels using DS3, OC-3/STM-1, OC-12/STM-4, OC-48/STM-16 or OC-192/STM-64 ports on the OC-192/STM-64 ring. DS1 Port Connections are available with OC-192/STM-64 Dedicated Ring Service if an OC-3/STM-1 Port and an Optical to Electrical DS1 add/drop capability is purchased. (T)
(T)
(T)
(T)
(T)
(T)

(This page filed under Transmittal No. 807)

Issued: March 17, 2006

Effective: April 1, 2006

Vice President
201 East Fourth Street
Cincinnati, Ohio 45202

ACCESS SERVICE

7. Special Access Service (Cont'd)

7.2 Service Descriptions (Cont'd)

7.2.12 OC-3/STM-1 Service, OC-12/STM-4 Service, OC-48/STM-16 (T)
Service and OC-192/STM-64 Service Dedicated Ring(Cont'd) (T)

(This page filed under Transmittal No. 807)

Issued: March 17, 2006

Effective: April 1, 2006

Vice President
201 East Fourth Street
Cincinnati, Ohio 45202

ACCESS SERVICE

7. Special Access Service (Cont'd)

7.2 Service Descriptions (Cont'd)

7.2.12 OC-3/STM-1 Service, OC-12/STM-4 Service, OC-48/STM-16 (T)
Service and OC-192/STM-64 Service Dedicated Ring(Cont'd) (T)

(This page filed under Transmittal No. 807)

Issued: March 17, 2006

Effective: April 1, 2006

Vice President
201 East Fourth Street
Cincinnati, Ohio 45202

ACCESS SERVICE

7. Special Access Service (Cont'd)

7.2 Service Descriptions (Cont'd)

- 7.2.12 OC-3/STM-1 Service, OC-12/STM-4 Service, OC-48/STM-16 (T)
Service and OC-192/STM-64 Service Dedicated Ring (Cont'd) (T)

(This page filed under Transmittal No. 807)

Issued: March 17, 2006

Effective: April 1, 2006

Vice President
201 East Fourth Street
Cincinnati, Ohio 45202

ACCESS SERVICE

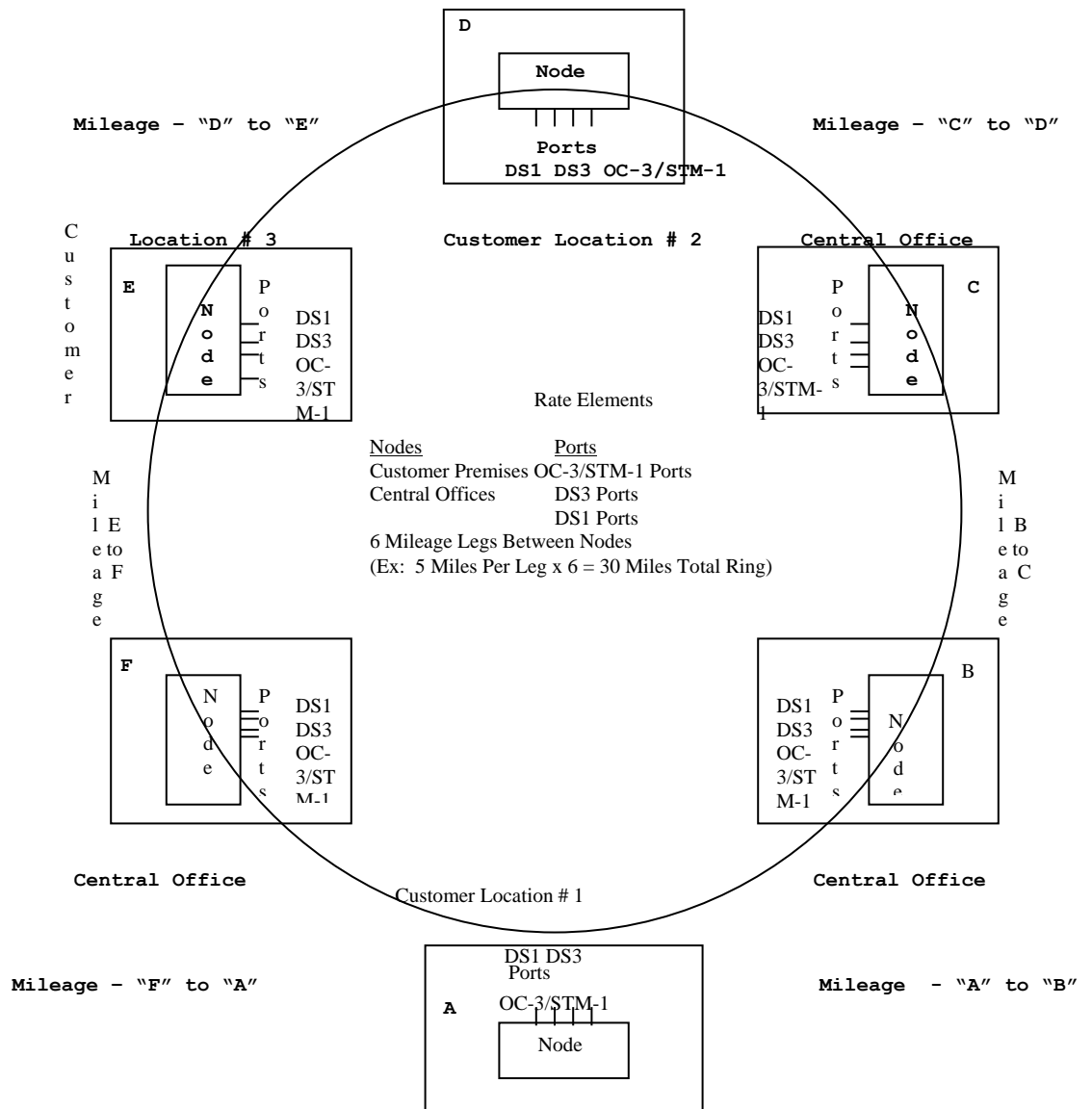
7. Special Access Service (Cont'd)7.2 Service Descriptions (Cont'd)

- 7.2.12 OC-3/STM-1 Service, OC-12/STM-4 Service, OC-48/STM-16 Service and OC-192/STM-64 Service Dedicated Ring (Cont'd) (T)

(B) Dedicated Ring Configuration (Cont'd)

- (8) Diagram OC-3/STM-1, OC-12/STM-4 OC-48/STM-16 and OC-192/STM-64 Ring (T)

CBT OC-3/STM-1 Dedicated Ring Service



(This Page files under Transmittal No. 807)

Issued : March 17, 2006

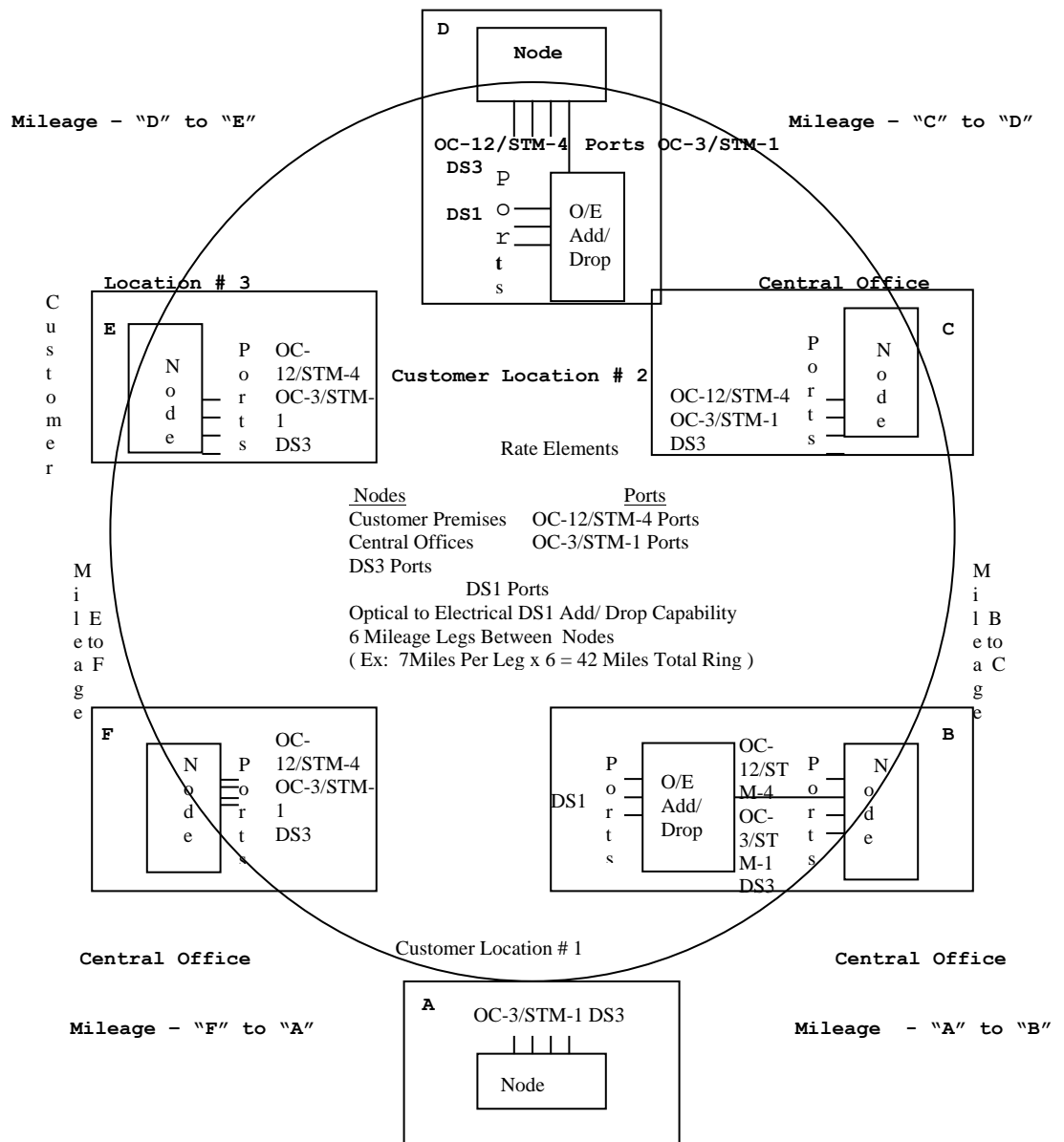
Effective : April 1, 2006

Vice President
201 East Fourth Street
Cincinnati, Ohio 45202

ACCESS SERVICE

7. Special Access Service (Cont'd)7.2 Service Descriptions (Cont'd)7.2.12 OC-3/STM-1 Service, OC-12/STM-4 Service, OC-48/STM-16 (T)Service and OC-192/STM-64 Service Dedicated Ring (Cont'd) (T)(B) Dedicated Ring Configuration (Cont'd)(8) Diagram OC-3/STM-1, OC-12/STM-4 OC-48/STM-16, (T)
and OC-192/STM-64 Ring

CBT OC-12/STM-4 Dedicated Ring Service



(This Page files under Transmittal No. 807)

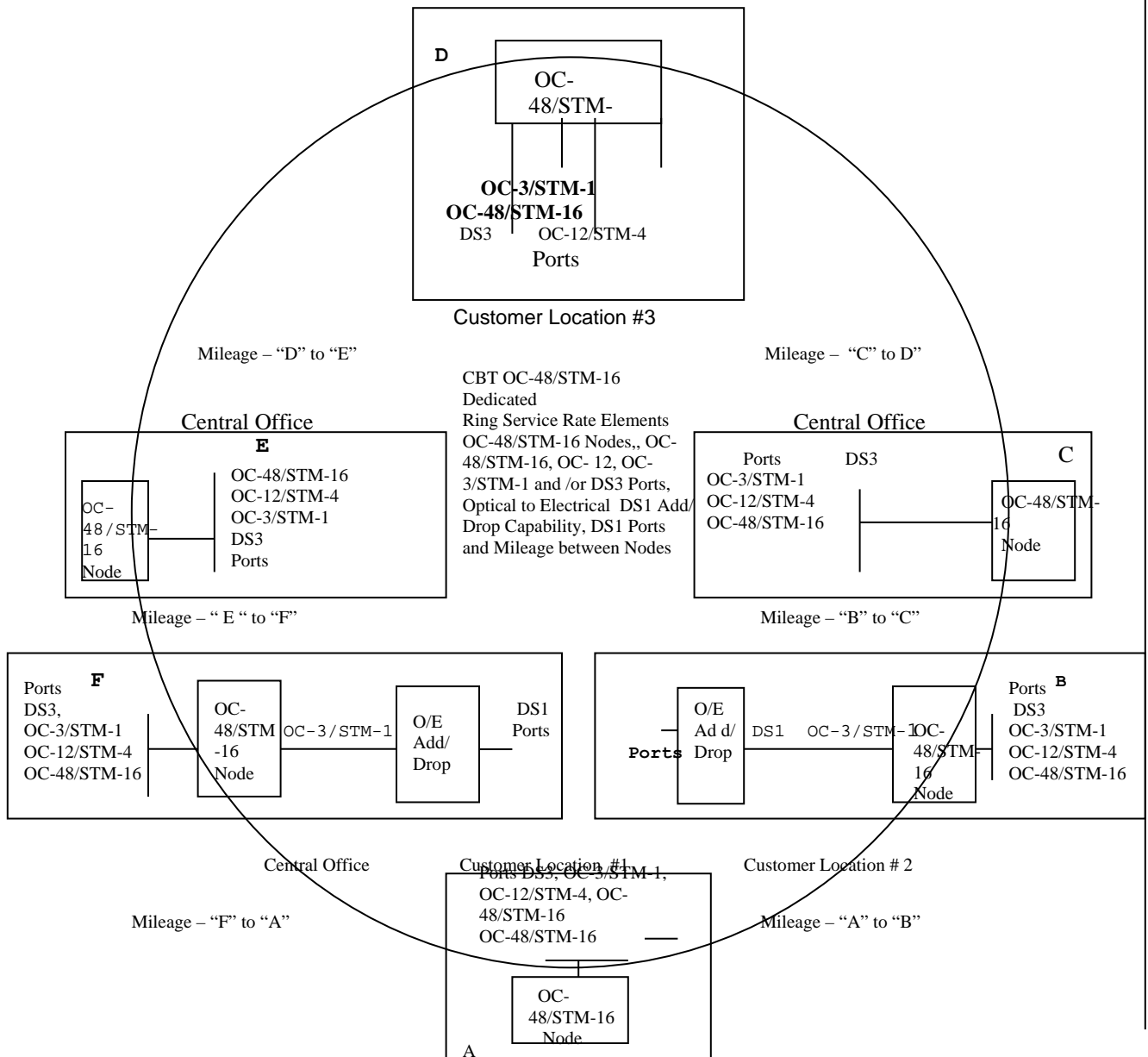
Issued: March 17, 2006

Effective : April 1, 2006

(T)

Vice President
201 East Fourth Street
Cincinnati, Ohio 45202

ACCESS SERVICE

7. Special Access Service (Cont'd)7.2 Service Descriptions (Cont'd)7.2.12 OC-3/STM-1 Service, OC-12/STM-4 Service, OC-48/STM-16 (T)Service and OC-192/STM-64 Service Dedicated Ring (Cont'd) (T)(B) Dedicated Ring Configuration (Cont'd)(8) Diagram OC-3/STM-1, OC-12/STM-4, OC-48/STM-16 (T)
and OC-192/STM-64 Ring**CBT OC-48/STM-16 Dedicated Ring Service**

(This Page files under Transmittal No. 807)

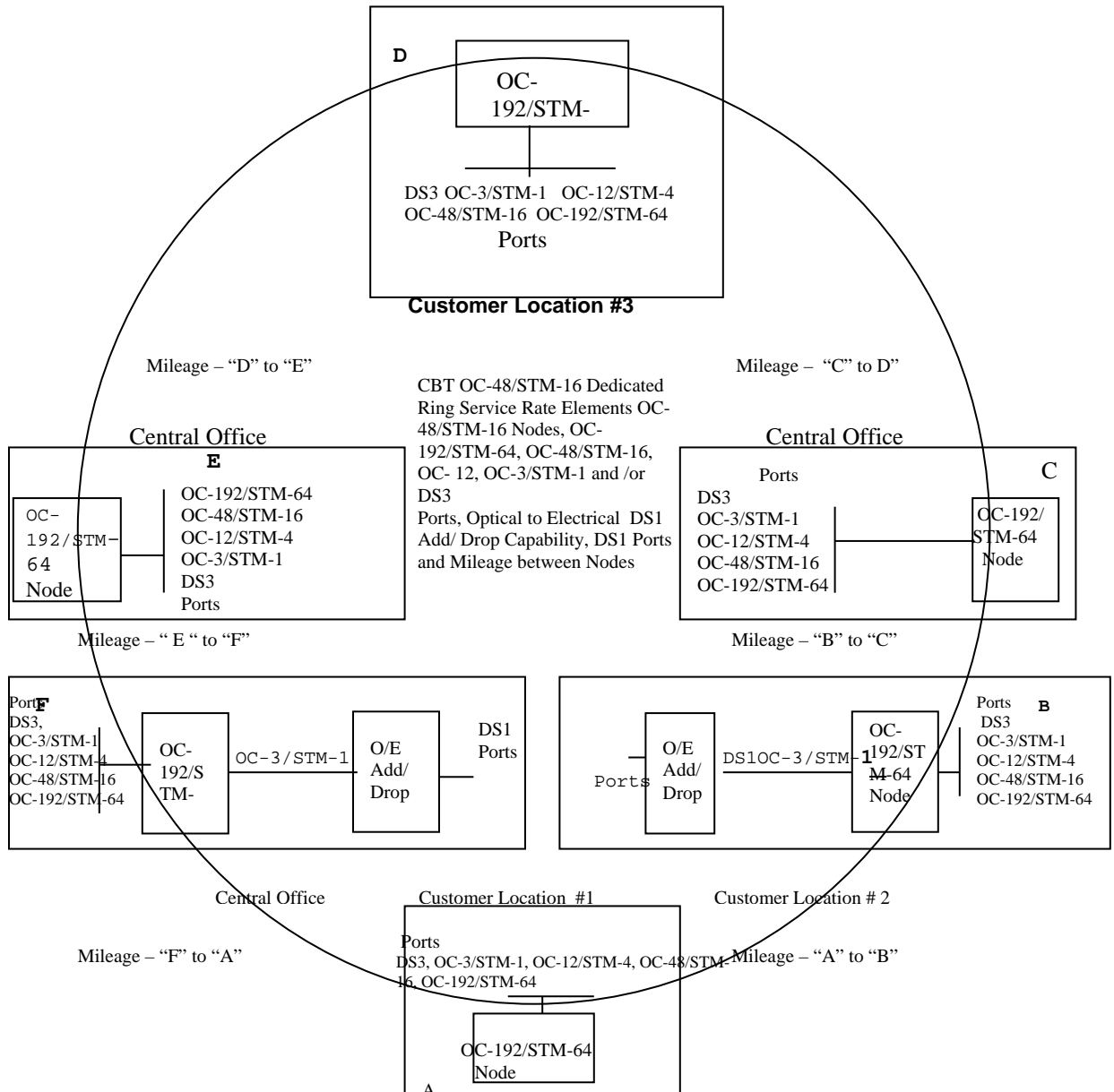
Issued : March 17, 2006

Effective: April 1, 2006

(T)

Vice President
201 East Fourth Street
Cincinnati, Ohio 45202

ACCESS SERVICE

7. Special Access Service (Cont'd)7.2 Service Descriptions (Cont'd)7.2.12 OC-3/STM-1 Service, OC-12/STM-4 Service, OC-48/STM-16 (T)Service and OC-192/STM-64 Service Dedicated Ring (Cont'd) (T)(B) Dedicated Ring Configuration (Cont'd)(8) Diagram OC-3/STM-1, OC-12/STM-4, OC-48/STM-16 (T)
and OC-192/STM-64 Ring**CBT OC-192/STM-64 Dedicated Ring Service**

ACCESS SERVICE

7. Special Access Service (Cont'd)

7.2 Service Descriptions (Cont'd)

7.2.12 OC-3/STM-1 Service, OC-12/STM-4 Service, OC-48/STM-16 Service (T)
and OC-192/STM-64 Service Dedicated Ring (Cont'd) (T)

(B) Dedicated Ring Configuration (Cont'd)

(9) Optional Payment Period

Dedicated Rings are available for either 36 month or 60 month periods. Monthly recurring charges apply for the nodes, ports and mileage between nodes. If a node is added after the initial installation of the dedicated ring, the new node will carry the same OPP rate as the initial ring and be co-terminous with that OPP. However, if a node is added during the last 12 months or less of an OPP, the customer will be billed the initial OPP ring rate for a minimum period of 12 months.

Logical changes in the ring (change in mapping content) are not considered to be a dedicated ring termination, however, any physical change would be considered a termination and all appropriate termination liability would apply as specified in paragraph 7.4.9 following. Also, all other rate regulations pertaining to OPP would apply. See Section 7.4.9 following

(This page filed under Transmittal No. 807)

Issued: March 17, 2006

Effective: April 1, 2006

Vice President
201 East Fourth Street
Cincinnati, Ohio 45202

ACCESS SERVICE

7. Special Access Service (Cont'd)

7.2 Service Descriptions (Cont'd)

7.2.13 Shared SONET Service

(N)

A. Basic Service Description

Shared SONET service is a shared ring service which provides high performance and reliability parameters with the level of survivability designed to limit a single event from interrupting service. It provides route, central office equipment, and signal payload protection for point-to-point DS1 and DS3 channels provisioned on the shared ring. No additional optional features are required for this level of protection. It provides flat rate transport across the network of DS1, DS3, OC-3 and OC-12 (VT1.5 and STS-1) channels. Shared SONET utilizes SONET facilities and is available only in buildings and wire centers (Shared SONET Network) where the Telephone Company has established shared rings.

For locations where Shared SONET is not yet available Special Construction charges may apply. Expansion of service areas by means of Special Construction will only be allowed in designated areas consistent with the Telephone Company's construction program. Shared SONET service areas are designated in National Exchange Carrier Association Tariff F.C.C. No. 4.

Shared SONET service must be specifically ordered even if a customer premises or serving wire center is located in the designated Shared SONET serving area.

Shared SONET will provide 50 millisecond protection switching to assure 100 percent availability of the end-to-end services within the network. When a customer's end-to-end service utilizes both the Shared SONET network and non-Shared SONET network, the non-Shared SONET network portion will have the appropriate service guarantees as specified in Section 2.4.4 preceding.

Shared SONET Service is excluded from any application of Shared Use provisions as described in 7.4.8 following.

(N)

(This page filed under Transmittal No. 705)

Issued: June 13, 1997

Effective: June 28, 1997

Senior Vice President
201 East Fourth Street
Cincinnati, Ohio 45202

ACCESS SERVICE

7. Special Access Service (Cont'd)

7.2 Service Descriptions (Cont'd)

7.2.13 Shared SONET Service (Cont'd)

B. Channel Configuration

(1) Network Access Connection (NAC)

The Network Access Connection provides SONET based access to the Shared SONET shared transport network. NACs are available with electrical 1.544 Mbps (DS1) and 44.736 Mbps (DS3) interfaces only. The NAC is applicable when the customer's premises is located in a building on the Shared SONET network.

(2) Off-Network Access Connection (ONAC)

The Off-Network Access Connection provides a SONET based connection to the Shared SONET transport network at a company-designated Shared SONET central office. ONACs are available with electrical 1.544 Mbps (DS1), 44.736 Mbps (DS3) as well as protected optical OC-3/STM-1 and OC-12/STM-4 interfaces. The ONAC is (T) applicable when the customer's premises is not located in a building on the Shared SONET network.

In addition to the ONAC charge, the customer is responsible for the appropriate Local Distribution Channel Charge (and Channel Mileage and Channel Mileage Termination charges, if appropriate) from the customer premises to the ONAC location on the network.

(3) DS3 Payload Multiplexing Function (PMF)

DS3 Payload Multiplexing Function provides the capability to multiplex up to 28 DS1 channels or 28 VT 1.5 channels with DS1 payload mapping to or from a specific

(This page filed under Transmittal No. 807)

Issued: March 17, 2006

Effective: April 1, 2006

Vice President
201 East Fourth Street
Cincinnati, Ohio 45202

ACCESS SERVICE

7. Special Access Service (Cont'd)

7.2 Service Descriptions (Cont'd)

7.2.13 Shared SONET Service (Cont'd)

B. Channel Configuration (Cont'd)

(3) (Cont'd)

DS3 channel or an STS-1 channel with DS3 payload mapping at a location determined by the Telephone Company within the Shared SONET Network. Customers can continue to maintain existing DS1 to DS3 traffic relationships while using Shared SONET access connections and banded transport. DS1 channels from across the serving area can be assigned to a specific DS3 channel for transport to a customer premises and/or a central office location. This option is only available when a DS1/VT1.5 is mapped or delivered to a DS3/STS-1 channel.

(4) Service Area Transport (SAT)

Service Area Transport provides SONET transport across the Shared SONET network. The transport is divided into three mileage bands: a) up to 3 miles, b) greater than 3 miles and up to 10 miles, and c) greater than 10 miles. Transport charges are based on the airline miles between a) the serving wire centers of two NACs, b) the serving wire centers of a NAC and an ONAC location or c) serving wire centers of two ONAC locations. SAT is available as DS1/VT1.5 point to point, DS3/STS-1 point to point or DS3, OC-3/STM-1 or OC-12/STM-4 channelized SAT provided on a per DS1/VT1.5 basis.

(T)

(T)

(This page filed under Transmittal No. 807)

Issued: March 17, 2006

Effective: April 1, 2006

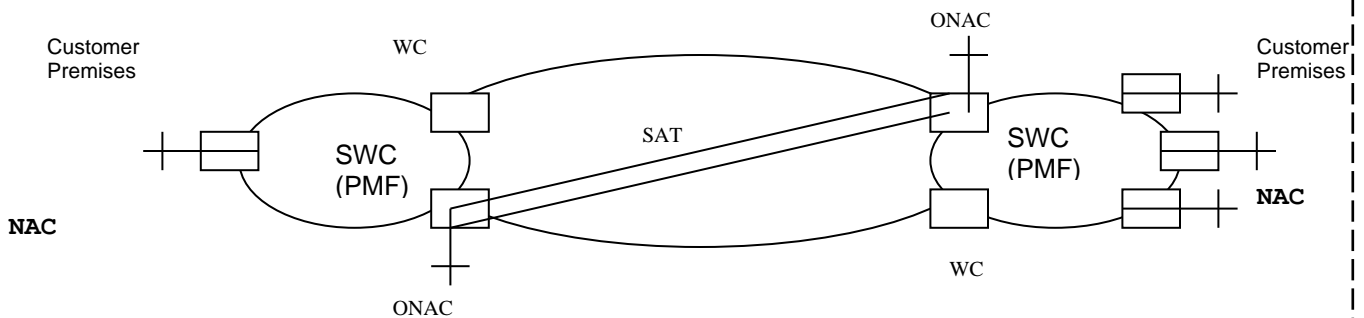
Vice President
201 East Fourth Street
Cincinnati, Ohio 45202

ACCESS SERVICE

7. Special Access Service (Cont'd)7.2 Service Descriptions (Cont'd)7.2.13 Shared SONET Service (Cont'd)
(B) Channel Configuration (Cont'd)

(4) (Cont'd)

The following is an example of the Shared SONET rate elements:

Shared SONET Transport Services

- NAC -- DS1 or DS3 Network Access Connection
- ONAC -- DS1, DS3, or OC-12 Off- Network Access Connection
- SAT -- DS1/VT1.5 or DS3/STS-1 Service Area Transport
- PMF -- DS3 Payload Multiplexing Function (if applicable)
- SWC -- Serving Wire Center
- WC -- Wire Center

(This Page files under Transmittal No. 705)

Issued : June 13, 1997

Effective : June 28, 1997

Senior Vice President
201 East Fourth Street
Cincinnati, Ohio 45202

ACCESS SERVICE

7. Special Access Service (Cont'd)

7.2 Service Descriptions (Cont'd)

7.2.13 Shared SONET Service (Cont'd)

(N)

B. Channel Configuration (Cont'd)

(5) Technical Specifications Packages

The technical specifications for Shared SONET Service are described in established standard and technical publications.

C. Optional Payment Plan (OPP)

Shared SONET Service is available for 36 or 60 month periods as described in section 7.4.9 following. Monthly recurring charges apply for NAC, ONAC, SAT and PMF, if applicable.

(N)

(This page filed under Transmittal No. 705)

Issued: June 13, 1997

Effective: June 28, 1997

Senior Vice President
201 East Fourth Street
Cincinnati, Ohio 45202

CINCINNATI BELL TELEPHONE COMPANY

TARIFF FCC NO. 35

5th Revised Page 109.45

Cancels 4th Revised Page 109.45

ACCESS SERVICE

(D)

(D)

Pages 109.46 through 109.71.1 are reserved for future use

(This page filed under Transmittal No. 718)

Issued: March 20, 1998

Effective: April 4, 1998

Vice President
201 East Fourth Street
Cincinnati, Ohio 45202

ACCESS SERVICE

7. Special Access Service (Cont'd)7.4 Rate Regulations

This section contains the specific regulations governing the rates and charges that apply for Special Access Service.

Competitive Counties and Non-Competitive Counties are defined in Section 2.6 and the wire centers within such counties are listed in Section 16. For wire centers within a Competitive County, monthly rates and nonrecurring charges for Special Access rate elements are arranged in zones. The zone for each serving wire center within a Competitive County is specified in Section 20 following. (N)

For Interexchange Carrier Point of Presence Special Access Lines, Special Transport and Optional Features and Functions, including Multiplexing Arrangements, zone rates and charges apply regardless of whether the county is Competitive or Non-Competitive. In cases where Special Transport crosses Zones, the charge for the higher numbered Zone applies.

For End User Special Access Lines, the application of Competitive rates or Non-competitive rates is dependent upon whether or not the serving wire center is located in a Competitive County. If the End User Special Access Line is in a Competitive County, Competitive rates and charges apply. If the End User Special Access Line is in a Non-Competitive County, Non-competitive rates and charges apply. (N)

(This page filed under Transmittal No. 912)

Issued: November 16, 2017

Effective: December 1, 2017

Vice President
201 East Fourth Street
Cincinnati, Ohio 45202

ACCESS SERVICE

7. Special Access Service (Cont'd)7.4 Rate Regulations (Cont'd)7.4.1 Types of Rates and Charges

There are three types of rates and charges. These are monthly rates, daily rates and nonrecurring charges. The rates and charges are described as follows:

(A) Monthly Rates

Monthly rates are flat recurring rates that apply each month or fraction thereof that a Special Access Service is provided. For billing purposes, each month is considered to have 30 days.

For Channel Terminations associated with MercNET 45 High Capacity Service there are higher monthly rates for the first channel termination and lower monthly rates for the second, third and above channel terminations provided when the following conditions are met:

- The first, second, and third and above service(s) are billed to the same customer premises.
- The first, second, and third and above service(s) must be provided to the same customer premises.
- Each subsequent order for a channel termination is eligible for the appropriate lower monthly rate.

For Channel Terminations associated with MercNET 45 High Capacity Service - 12 Pack Arrangement the following conditions must be met: (N)

- The 12 pack arrangement must be billed to the same customer. |
- The 12 pack arrangement must be provided to the same premises. | (N)

(This page filed under Transmittal No. 650)

Issued: February 23, 1994

Effective: March 8, 1994

Senior Vice President
201 East Fourth Street
Cincinnati, Ohio 45202

ACCESS SERVICE

7. Special Access Service (Cont'd)7.4 Rate Regulations (Cont'd)7.4.1 Types of Rates and Charges (Cont'd)(B) Daily Rates

Daily rates are flat recurring rates that apply to each 24 hour period or fraction thereof that a Program Audio or Video Special Access Service is provided for part-time or occasional use. For purposes of applying daily rates, the 24 hour period is not limited to a calendar day.

The application of daily rates for Program Audio and Video service for consecutive 24 hour periods during a consecutive 30 day period is as follows. Daily rates will be topped at an amount equal to the monthly rate (i.e., the charge to the customer for usage billed at daily rates will not exceed the monthly rate). For each day or partial day that the service is available for use after the daily rates have been topped, a charge equal to 1/30th of the monthly rate will apply.

(M)

(M)

Certain regulations on this page formerly appeared on page 109.73.

Issued: August 18, 1989

Effective: October 2, 1989

Vice President
201 East Fourth Street
Cincinnati, Ohio 45202

ACCESS SERVICE

7. Special Access Service (Cont'd)7.4 Rate Regulations (Cont'd)7.4.1 Types of Rates and Charges (Cont'd)(C) Nonrecurring Charges

Nonrecurring charges are one-time charges that apply for specific work activity (i.e., installation or change to an existing service). The types of nonrecurring charges that apply for Special Access Service are: installation of service, installation of optional features and functions, and service rearrangements.

(1) Installation of Service

Nonrecurring charges apply to each service installed. The nonrecurring charges for the installation of service are set forth in 7.5 following as a nonrecurring charge for the Channel Termination rate element.

(2) Installation of Optional Features and Functions

Nonrecurring charges apply for the installation of some of the optional features and functions available with Special Access Service. The charge applies whether the feature or function is installed coincident with the initial installation of service or at any time subsequent to the installation of the service.

The optional features for which nonrecurring charges apply are:

- Voice Grade Data Capability
- Voice Grade Telephoto Capability
- Program Audio Gain Conditioning
- Program Audio Stereo
- Service to Service through Connect Arrangement- (N)
1.544 Mbps (N)
- High Capacity Clear Channel Capability

ACCESS SERVICE

7. Special Access Service (Cont'd)7.4 Rate Regulations (Cont'd)7.4.1 Types of Rates and Charges (Cont'd)(C) Nonrecurring Charges (Cont'd)(3) Service Rearrangements

Service rearrangements are changes to existing (installed) services which do not result in either a change in the minimum period requirements as set forth in 5.2.5 (E) preceding or a change in the physical location of the point of the termination at a customer designated premises. Changes which result in the establishment of new minimum period obligations are treated as disconnects and starts.

Changes in the physical location of the point of the termination are treated as moves and are described and charged for as set forth in 7.4.5 following.

The charge to the customer for the service rearrangement is dependent on whether the change is administrative only in nature or involves actual physical change to the service. Administrative changes will be made without charge(s) to the customer. Such changes require the continued provision and billing of the Access Service to the same entity (i.e., customer remains responsible for all outstanding indebtedness for the Access Service). Administrative changes are as follows:

- Change of customer name, (i.e., the customer of record does not change but rather the customer of record changes its name--e.g., AT&T-Long Lines to AT&T-Communications), (Z)
- Change of customer or customer's end user premises address when the change of address is not a result of a physical relocation of equipment,
- Change in billing data (name, address, or contact name or telephone number), (Z)
- Change of customer circuit identification,
- Change of billing account number,
- Change of customer test line number,
- Change of customer or customer's end user contact name or telephone number, and
- Change of jurisdiction

ACCESS SERVICE

7. Special Access Service (Cont'd)7.4 Rate Regulations (Cont'd)7.4.1 Types of Rates and Charges (Cont'd)(C) Nonrecurring Charges (Cont'd)(3) Service Rearrangements (Cont'd)

All other service rearrangements will be charged for as follows:

- If the change involves the addition of other customer designated premises to an existing multipoint service, the nonrecurring charge for the channel termination rate element will apply. The charge(s) will apply only for the location(s) that is being added.
- If the change involves the addition of an optional feature or function which has a separate nonrecurring charge, that nonrecurring charge will apply.
- If the change involves changing the type of Signaling Capability on a Voice Grade service, a charge equal to the Voice Grade channel termination rate element nonrecurring charge will apply. The charge will apply per service termination affected. (T)
- For all other changes, including the addition of an optional feature or function without a separate nonrecurring charge, a charge equal to a channel termination rate element nonrecurring charge will apply. Only one such charge will apply per channel termination, for all changes of this type made at one time. (T)

7.4.2 Surcharge for Special Access Service(A) General

In addition to the rates and charges described in 7.4.1 preceding, there is a monthly surcharge that applies to Special Access Service. The Special Access Surcharge compensates the Telephone Company for use of the local exchange network when Special Access Service is connected to a PBX or equivalent device which is capable of interconnecting the Special Access Service with local exchange service.

ACCESS SERVICE

7. Special Access Service (Cont'd)7.4 Rate Regulations (Cont'd)7.4.2 Surcharge for Special Access Service (Cont'd)(A) General (Cont'd)

The Telephone Company will automatically bill the surcharge on each Special Access Service installed irrespective of whether the inter-connection capability exists in the customer's premises equipment or in a Centrex-CO type switch unless written certification is received from the customer certifying exemption status as set forth in (B) following.

(B) Special Access Surcharge Exemptions

(Z)

The Special Access Service will be exempted from the surcharge if the customer provides the Telephone Company written certification that the Special Access Service termination is one of the following:

- (1) an open-end termination in a Telephone Company switch of an FX line, including CCSA and CCSA-equivalent ONALS; or
- (2) an analog channel termination that is used for radio or television program transmission; or
- (3) a termination used for TELEX service; or
- (4) a termination that by the nature of its operating characteristics could not make use of Telephone Company common lines; or

ACCESS SERVICE

7. Special Access Service (Cont'd)

7.4 Rate Regulations (Cont'd)

7.4.2 Surcharge for Special Access Service (Cont'd)

(B) Special Access Surcharge Exemptions (Cont'd)

- (5) a termination that interconnects either directly or indirectly to the local exchange network where the usage is subject to Carrier Common Line charges* (C) such as, where the Special Access Service accesses only FGA and no local exchange lines, or Special Access Service between customer points of termination or Special Access Service connecting CCSA or CCSA-type equipment (inter-machine trunks); or
- (6) a termination that the customer certifies to the Telephone Company is not connected to a PBX or other device capable of interconnecting the special access facility to a local exchange subscriber line. If a user's equipment is prevented from interconnecting private lines with the local exchange lines due to actual operating practicalities or limitations -- resulting from either hardware or software restrictions -- then it is not capable of leakage. Thus no surcharge should be assessed.

* Resellers of WATS Access Line Service who are exempted from paying CCL charges during the transition period of June 1, 1986 to January 1, 1987 (N) | should not be assessed any Special Access Surcharge on the closed end. (N)

(x) Issued in compliance with the Report and Order of the Federal Communications Commission in CC Docket No. 86-1, released March 21, 1986.

Issued: April 1, 1986

Effective: June 1, 1986

Vice President
201 East Fourth Street
Cincinnati, Ohio 45202

ACCESS SERVICE

7. Special Access Service (Cont'd) (M)
- 7.4 Rate Regulations (Cont'd) |
- 7.4.2 Surcharge for Special Access Service (Cont'd) (M)
- (C) Exemption Certification (T)
- (1) Special Access Services which are terminated as set forth in (B) preceding will be exempted from the Special Access Surcharge if the customer provides the Telephone Company with a written notification certifying exemption. Such notification shall be provided by the customer (1) at the time the Special Access Service is ordered or installed; (2) at such time as the Special Access Service is reterminated to a device not capable of interconnecting to the local exchange network, or (3) at such time as the Special Access Service becomes associated with a Switched Access Service that is subject to Carrier Common Line charges. (T) (M) (M) (T) (T)
- (2) If written certification is not received at the time the Special Access Service is obtained, the surcharge will be applied. Exempt status will become effective on the certification date indicated by the customer, subject to the regulations in (D) following. (M) (T) (M) (M) (T)
- (3) The exemption certification is to be provided by the customer ordering the service. The certification must be signed by the customer or authorized representative and include the category of exemption, as set forth in (B) preceding, for each termination, and the date which the exemption is effective. (N) | | | | |
- (4) The customer shall also notify the Telephone Company when an exempted Special Access Service is changed or reterminated such that the exemption is no longer applicable. (N) | | | |
- (D) Crediting the Surcharge (T)
- The Telephone Company will cease billing the Special Access Surcharge when certification that the Special Access Service has become exempt from the surcharge, as set forth in (B) preceding is received. If the status of the Special Access Service was changed prior to receipt of the exemption certification, the Telephone Company will credit the customer's account, not to exceed ninety (90) days, based on the effective date of the change specified by the customer in the letter of certification. (M) (T) (T) (M) | | (M)

Certain regulations on this page formerly appeared in ECA Tariff F.C.C. NO. 1 on 4th Revised Page 110 and 7th Revised Page 118.

Issued: July 2, 1985

Effective: October 1, 1985

Vice President
201 East Fourth Street
Cincinnati, Ohio 45202

ACCESS SERVICE

7. Special Access Service (Cont'd)7.4 Rate Regulations (Cont'd)7.4.2 Surcharge for Special Access Service (Cont'd)(D) Crediting the Surcharge (Cont'd)

| | | |
|---|-----|-----|
| On June 1, 1986, the Telephone Company will begin to bill | (N) | (x) |
| the Special Access Surcharge for WATS Access Lines | | |
| presently in service. Payment of any Special Access | | |
| Surcharge billed on WATS Access Lines in service as of | | |
| June 1, 1986, may be deferred, without penalty, for up to | | |
| ninety (90) days from the date of the first bill ordered | | |
| for the Special Access Surcharge. | | |
| If appropriate exemption certification is not received by | | |
| the Telephone Company by the end of the ninety (90) days | | |
| deferral period, the billed Special Access Surcharges will | | |
| become due. These charges, if unpaid, will be subject to a | | |
| late payment charge as set forth in Section 2.4.1 (B) (2) | | |
| preceding. Customers who provide exemption certification | | |
| within the first ninety (90) days following the surcharge | | |
| effective date, will be given credit for the surcharge to | | |
| the surcharge effective date. | (N) | (x) |

(x) Filed under authority of Special Permission No. 86-357 of the Federal Communications Commission.

Issued: May 27, 1986

Effective: June 1, 1986

Vice President
201 East Fourth Street
Cincinnati, Ohio 45202

7. Special Access Service (Cont'd)

7.4.2 Surcharge for Special Access Service (Cont'd)

(1) The monthly Special Access Surcharge applies to Special Access Services arranged, as set forth in (A) preceding, on a per voice equivalent basis as shown in the following example. The rate for the Special Access Surcharge is set forth in 7.5.11 following

| <u>Special Access Service</u> | <u>Voice Grade Equivalent</u> | | <u>Surcharge</u> | <u>Monthly Charge</u> |
|-------------------------------|-------------------------------|---|------------------|-----------------------|
| Voice Grade | 1 | X | \$25 | \$ 25.00 |
| DS1 | 24 | X | \$25 | \$600.00 |

- (2) In the case of multipoint Special Access Service, one Special Access Surcharge will apply for each termination at a customer designated premises except that no surcharge applies at the customer designated premises when such premises are an interexchange carrier's point of termination.
- (3) The Telephone Company will bill the surcharge to the customer who orders the Special Access Service unless the Service is exempt as set forth in (B) preceding.

Rate zones are applicable to CBT MercNET 1.5 (DS1) and CBT MercNET 45 (DS3) services described in this section. Each Telephone Company Wire Center has been assigned to a rate zone as described in 19, following. Channel Termination, Channel Mileage Fixed and Per Mile, Alternate Central Office and Interoffice Access Diversity rates are dependent upon the zone assignment of the Service Wire Center. Channel Mileage that is computed between wire centers in different rate zones will be assessed the rates in the higher rate zone. Multiplexing rates will be determined by the location of the multiplexing arrangement.

(This page filed under Transmittal No. 686)

Issued: November 2, 1995

Effective: December 2, 1995

Senior Vice President
201 East Fourth Street
Cincinnati, Ohio 45202

ACCESS SERVICE

7. Special Access Service (Cont'd)7.4 Rate Regulations (Cont'd)7.4.4 Minimum Periods

The minimum service period for all services is one month except as follows:

- (A) The minimum service period for part-time and occasional Video and Program Audio services is one day (i.e., a continuous 24 hour period, not limited to a calendar day).
- (B) The minimum period for individual case basis (ICB) High Capacity Services is one month unless otherwise specified in the ICB filing.
- (C) For Optional Payment Plans (OPP) for Digital Data Service, MercNET 45 and 1.544 High Capacity Services the minimum period is specified in paragraph 7.4.9 following.
- (D) The minimum service period for Voice Grade, DS1, DS3, Point-to-Point OC-3/STM-1, OC-12/STM-4, OC-48/STM-16 or OC-192/STM-48 Services is 12 months. After the minimum period is satisfied, see specified regulations in 7.5 following.
- (D) The minimum service period for OC-3/STM-1 Dedicated Ring, OC-12/STM-4 Dedicated Ring, OC-48/STM-16 Dedicated Ring or OC-192/STM-48 service is 36 months. After the minimum period is satisfied, see specified regulations in 7.5 following.

7.4.5 Moves

A move involves a change in the physical location of one of the following.

- The Point of Termination at the customer's premises
- The customer's premises

(D)

(D)

Moves changing the Customer's premise will be treated as a discontinuance and start of service and all associated nonrecurring charges will apply. New minimum period requirements will be established for the new services. The customer will also remain responsible for satisfying all outstanding minimum period charges for the discontinued services.

(C)

Moves changing the Point of Termination to a new location within the same customer's premises will be provided, at the customer's request, on a time sensitive basis. The labor rates which apply are set forth in Section 13.2.6. (Charges for Additional Labor). There will be no change in minimum period requirements

(C)

(This page filed under Transmittal No. 853)

Issued: October, 18, 2010

Effective: November 2, 2010

Vice President
201 East Fourth Street
Cincinnati, Ohio 45202

ACCESS SERVICE

7. Special Access Service (Cont'd)7.4 Rate Regulations (Cont'd)7.4.6 Mileage Measurement

The mileage to be used to determine the monthly rate for the Channel Mileage is calculated on the airline distance between the locations involved, i.e., the serving wire centers associated with two customer designated premises, a serving wire center associated with a customer designated premises and a Telephone Company hub, or two Telephone Company hubs. The serving wire center associated with a customer designated premises is the serving wire center from which this customer designated premises would normally obtain dial tone.

Mileage is shown in 7.5 following in terms of mileage bands. To determine the rate to be billed, first compute the mileage using the V&H coordinates method, as set forth in the NATIONAL EXCHANGE CARRIER ASSOCIATION, INC. TARIFF FCC No. 4, then find the band into which the computed mileage falls and apply the rate shown for that band. When the calculation results in a fraction of a mile, always round up to the next whole mile before determining the mileage band and applying the rates.

When hubs are involved, mileage is computed and rates applied separately for each section of the Channel Mileage, i.e., customer designated premises serving wire center to hub, hub to hub and/or hub to customer designated premises serving wire center. However, when any service is routed through a hub for purposes other than customer specified bridging, multiplexing or Customer Network Reconfiguration Service (e.g., the Telephone Company chooses to so route for test access purposes), rates will be applied only to the distance calculated between the serving wire centers associated with the customer designated premises.

(This page filed under Transmittal No. 612)

Issued: October 29, 1992

Effective: December 13, 1992

Senior Vice President
201 East Fourth Street
Cincinnati, Ohio 45202

ACCESS SERVICE

7. Special Access Service (Cont'd)7.4 Rate Regulations (Cont'd)7.4.7 Facility Hubs

A customer has the option of ordering Voice Grade facilities or digital high capacity facilities (i.e., DS1, DS1C, DS2, DS3 or DS4) to a facility hub for channelizing to individual services requiring lower capacity facilities (e.g., Telegraph, Voice, Program Audio, etc.). (C)

Different locations may be designated as hubs for different facility capacities, e.g., multiplexing from digital to digital may occur at one location while multiplexing from digital to analog may occur at a different location. When placing an Access Order the customer will specify the desired hub. The National Exchange Carrier Association Tariff FCC No. 4 identifies serving wire centers, hub locations and the type of multiplexing functions available.

Some of the types of multiplexing available include the following:

- from higher to lower bit rate
- from higher to lower bandwidth
- from digital to voice frequency channels

End to end services may be provided on channels of these facilities to a hub. The transmission performance for the end to end service provided between customer designated premises will be that of the lower capacity or bit rate. For example, when a 1.544 Mbps facility is multiplexed to voice frequency channels, the transmission performance of the channelized services will be Voice Grade, not High Capacity.

ACCESS SERVICE

7. Special Access Service (Cont'd)7.4 Rate Regulations (Cont'd)7.4.7 Facility Hubs (Cont'd)

The Telephone Company will commence billing the monthly rate for the facility to the hub on the date specified by the customer on the Access Order. Individual services utilizing these facilities may be installed coincident with the installation of the facility to the hub or may be ordered and/or installed at a later date, at the option of the customer. The customer will be billed for a Voice Grade or a High Capacity digital Channel Termination, Channel Mileage (when applicable) and the multiplexer at the time the facility is installed. Individual service rates (by service type) will apply for a Channel Termination and additional Channel Mileage (as required) for each channelized service. These will be billed to the customer as each individual service is installed. (C)

Cascading multiplexing occurs when a high capacity digital channel is de-multiplexed to provide channels with a lesser capacity and one of the lesser capacity channels is further de-multiplexed. For example, a MercNET 45 (DS3) facility is de-multiplexed to 28 DS1 facilities and then one of the DS1 facilities is further de-multiplex to individual Digital Data Service channels (i.e., 2.4, 4.8, 9.6, 56 or 64 kbps channels). (C)

When cascading multiplexing is performed, whether in the same or a different hub, a charge for the additional multiplexing unit also applies. When cascading multiplexing is performed at different hubbing locations, Channel Mileage charges also apply between the hubs.

ACCESS SERVICE

7. Special Access Service (Cont'd)7.4 Rate Regulations (Cont'd)7.4.7 Facility Hubs (Cont'd)

Although not requiring multiplexing, certain Video and Program Audio services must be routed to Telephone Company designated hubs when connection is desired with other broadcast facilities. A customer can order full-time and/or part-time service(s) between customer designated premises and a hub and will be billed accordingly at the rates set forth in 7.5.4 or 7.5.5 following for the full-time or part-time service, as appropriate. At the request of a customer, the full-time and/or part-time services provided to the hub may be connected together in the following configurations: full-time to full-time, full-time to part-time or part-time to part-time. The customer will be charged for each such connection made at the rates for Other Labor as set forth in 13.2.6(C) following. The rates that apply for the service between each customer designated premises and the hub are a Channel Termination and Channel Mileage, if applicable. In addition, for Program Audio Services, rates for optional features and functions may be applicable. For two-point Video and Program Audio services not requiring hubbing, circuit configuration will be as shown in 7.1.3 for two-point service.

(D) (x)

(x) Issued on not less than 5 days' notice under authority of Special Permission No. 86-952 of the Federal Communications Commission.

Issued: January 12, 1987

Effective: January 17, 1987

Vice President
201 East Fourth Street
Cincinnati, Ohio 45202

ACCESS SERVICE

7. Special Access Service (Cont'd)7.4 Rate Regulations (Cont'd)7.4.8 Shared Use High Capacity Services

Shared use occurs when Special Access Service and Switched Access Service including CCSAC signaling connections are provided over the same High Capacity facilities through a common interface. The facility will be ordered, provided and rated as Special Access Service (i.e., Channel Termination, Channel Mileage, as appropriate, and Multiplexer). The nonrecurring charge that applies when the shared use facility is installed will be the nonrecurring charge associated with the appropriate Special Access High Capacity Channel Termination. Individual service including Switched Access CCSAC signaling connections (i.e. Switched or Special Access) non-recurring charges will not apply to the individual channels of the shared used facility. Rating as Special Access will continue until such time as the customer chooses to use a portion of the available capacity for providing Switched Access Service including CCSAC signaling connections. As each individual channel is activated for Switched Access Service including CCSAC signaling connections, the Special Access Channel Termination, Channel Mileage and Multiplexer rates, as appropriate, will be reduced accordingly (e.g., 1/24th for a DS1 service, etc.) The customer must place an order for each individual Switched or Special Access Service including CCSAC signaling connections utilizing the Shared Use Facilities and specify the channel assignment for each such service including CCSAC signaling connections.

ACCESS SERVICE

7. Special Access Service (Cont'd)7.4 Rate Regulations (Cont'd)7.4.8 Shared Use High Capacity Services and OC-3/STM-1, OC-12/STM-4, OC-48/STM-16, and OC-192/STM-48 Services (Cont'd)

Switched Access Service rates and charges as set forth in 6.8 preceding will apply for each channel of the shared use facility that is used to provide a Switched Access Service including CCSAC signaling connections. The ordering, provisioning and rating of Switched Access Shared Use facilities is set forth in 6.7.14 preceding. Where Special Access Service is provided utilizing a channel of the shared use facility to a Hub, High Capacity and OC Service rates and charges will apply for the facility to the Hub as set forth preceding and individual service rates and charges will apply from the Hub to the customer designated premises. The rates and charges that will apply to the portion from the Hub to the customer designated premises will be dependent on the specific type of Special Access Service that is provided (e.g., Voice Grade, Telegraph, etc.) The applicable rates and charges will include a Channel Termination and Channel Mileage, if applicable. Rates and charges for optional features and functions associated with the service, if any, will apply as set forth in 7.5 following.

7.4.9 Payment Plans for Digital Data Service, MercNET 45, 1.544 High Capacity Services, OC Services, Shared SONET Service LAN Advantage Service and Wavelength Service. (D)

The Optional Payment Plan (OPP) is a provision that allows a customer to pay a fixed rate for specific Digital Data Service, MercNET 45, 1.544 High Capacity Service, OC-3/STM-1, OC-12/STM-4, OC-48/STM-16, OC-192/STM-64 Services, Shared SONET Service, LAN Advantage Service, Ethernet Service and Wavelength Service over a specified month payment period. OPP options are 36 and 60 months for Digital Data Service and Shared SONET Service; 12, 24, 36, 48, 60, and 84 months for DS1, DS3, OCN Point-to-Point OCN Dedicated Ring Services, Wavelength Service and Ethernet Service. (D)

During the effective term, monthly rates for services installed Under this arrangement will not be subject to Telephone Company initiated rate changes.

Digital Data Service, MercNET 45, and 1.544 High Capacity, OC-3/STM-1, OC-12/STM-4, OC-48/STM-16 and OC-192/STM-64 Service rates, Shared SONET Service LAN Advantage Service and Wavelength Service charges for which the OPP is available are listed in 7.5.8, 7.5.9, 7.5.12, 7.5.13, 7.5.14, 19 and 21 following. (D)

(This page filed under Transmittal No. 890)

Issued: February 12, 2015

Effective: February 27, 2015

Vice President
201 East Fourth Street
Cincinnati, Ohio 45202

ACCESS SERVICE

7. Special Access Service (Cont'd)7.4 Rate Regulations (Cont'd)7.4.9 Payment Plans for Digital Data Service, MercNET 45, 1.544 High Capacity Service, OC Services, Shared SONET Service, LAN Advantage Service, and Wavelength Service (Cont.) (D)

Customers subscribing to the OPP will be subject to nonrecurring charges as specified in 7.4.1(C), 7.5.8(A) and 7.5.9(A) for installation and rearrangements of services covered by the plan. The nonrecurring charges will not be spread over the OPP term.

During a customer's OPP/DCP term, the customer shall pay current rates provided they do not exceed the original rate contracted for by the customer. Conversion of service may be made to a new OPP/DCP term of the same or different length or to a higher speed service or to the same or higher speed Shared SONET service. If the expiration date for the new service or OPP/DCP term is beyond the end of the original OPP/DCP term, the remaining OPP/DCP charges for the original term will not apply.

At the expiration of the OPP term and if the customer wishes to continue Digital Data Service, MercNET 45, 1.544 High Capacity Service, and OC-3/STM-1, OC-12/STM-4, OC-48/STM-16, OC-192/STM-64 Services, Shared SONET Service LAN Advantage Service, and Wavelength Service the customer may elect: (D)

- Prevailing month-to-month tariff rates
- A new OPP at the prevailing OPP rate, if available

During an OPP term, a customer may move one Channel Termination service to another location while keeping the OPP in force, provided the customer and customer's end user remain the same and no lapse in service occurs.

The Minimum Period for service provided under an OPP is the same as the OPP term selected by the customer (i.e. 36 or 60 month payment period). The Minimum Period for service provided under the month-to-month payment arrangement is 36 months for OC-3/STM-1, OC-12/STM-4, OC-48/STM-16 and OC-192/STM-48 Dedicated Ring Services, 12 months for Metallic Service, Voice Grade Service, DDS Service, 1.544 High Capacity Service, Service, MercNET 45 Service, OC-3/STM-1, OC-12/STM-4, OC-48/STM-16 and OC-192/STM-64 Point-to-Point Services, Shared SONET Service, LAN Advantage Service and Wavelength Service. (D)

(This page filed under Transmittal No. 890)

Issued: February 12, 2015

Effective: February 27, 2015

Vice President
201 East Fourth Street
Cincinnati, Ohio 45202

ACCESS SERVICE

7. Special Access Service (Cont'd)7.4 Rate Regulations (Cont'd)7.4.9 Payment Plans for Digital Data Service, MercNET 45,
1.544 High Capacity Service, OC Services, Shared
SONET Service, LAN Advantage, and Wavelength Service. (D) (Cont'd)

Customers requesting termination of service prior to the expiration date of the Minimum Period will be liable for payment of a Minimum Period Charge. The Minimum Period Charge applies to all features associated with a service. The Minimum Period Charge for all OPP terms will be calculated as follows:

- Customers with a 12 month OPP would pay a charge equal to the total of the remaining months of the OPP contract. The Termination rate calculation is:

[12 months - months in service] X 12 month OPP monthly rate.

- Customers with a 36 month OPP would pay a charge equal to the total of the remaining months of the OPP contract. The Termination rate calculation is:

[36 months - months in service] X 36 month OPP monthly rate.

- Customers with a 60 month OPP would pay a charge equal to the total of the remaining months of the OPP contract. The Termination rate calculation is:

[60 months - months in service] X 60 month OPP monthly rate.

(This page filed under Transmittal No. 890)

Issued: February 12, 2015

Effective: February 27, 2015

Vice President
221 East Fourth Street
Cincinnati, Ohio 45202

ACCESS SERVICE

7. Special Access Service (Cont'd)

7.4 Rate Regulations (Cont'd)

- 7.4.9 Payment Plans for Digital Data Service, MercNET 45, (D)
1.544 High Capacity Service, OC Services, Shared
SONET Service, LAN Advantage, and Wavelength Service (Cont'd)

(This page filed under Transmittal No. 890)

Issued: February 12, 2015

Effective: February 27, 2015

Vice President
221 East Fourth Street
Cincinnati, Ohio 45202

ACCESS SERVICE

7. Special Access Service (Cont'd)7.4 Rate Regulations (Cont'd)

| 7.4.10 <u>MercNET 45 High Capacity Service - 12 Pack Arrangement</u> | (M) (#) |
|---|----------------------------------|
| In addition to rate regulations preceding in 7.4.9, the following terms and conditions are listed below: | |
| - New contract periods would be established at the time the circuits are converted to the new 12 pack arrangement. | |
| - The minimum for the 12 pack arrangement is 12 MercNET 45's. If the customer goes below the minimum the customer will automatically be reverted to the existing tariff structure by contract period. The appropriate rate in the existing tariff structure will be applied based on the existing contract period of the 12 pack arrangement. | (M) (#) |

(#) Certain regulation on this page formerly appeared on Page 109.85.3.

This page filed under Transmittal No. 705)

Issued: June 13, 1997

Effective: June 28, 1997

Senior Vice President
201 East Fourth Street
Cincinnati, Ohio 45202

ACCESS SERVICE

7. Special Access Service (Cont'd)

7.4 Rate Regulations (Cont'd)

7.4.10 Reserved for Future Use

(D)

(D)

Issued: February 13, 1992

Effective: April 1, 1992

Senior Vice President
201 East Fourth Street
Cincinnati, Ohio 45202

ACCESS SERVICE

7. Special Access Service (Cont'd)7.4 Rate Regulations (Cont'd)7.4.12 Discount Commitment Program (DCP)

(X)

(A) General Description

The Discount Commitment Program (DCP) provides the customer with rate stabilization and discounted rates for Digital Data Service, 1.544 High Capacity Service, MercNET 45 Service, and Shared SONEt Service (described in Sections 7.2.8, 7.2.9, and 7.2.13 preceding). The customer agrees to a minimum service commitment per service when establishing a DCP. Customers may disconnect or move Channel Terminations, Network Access Connections, and Off-Network Access Connections and not be subject to Maximum Termination Liability charges as long as commitment levels are maintained.

DCPs may be established by service and be of either 36 or 60 months duration. A customer may have only one DCP per service in effect at one time. For example, a customer that has a 36-month DCP for Digital Data Service may not establish a second Digital Data Service until the current DCP expires.

Monthly rates for services installed under a DCP will change as Telephone Company-initiated rate changes become effective but during the DCP term will not exceed the original monthly rate in effect at the beginning of customer's DCP term. During the term of the selected DCP, Telephone Company-initiated rate changes (increases or decreases) will automatically be applied to the monthly rates for the remaining months of the current DCP term. But in no case will any rate change cause the monthly rate during the DCP term to exceed that in effect at the beginning of the customer's DCP term.

(B) Commitment Level

A customer establishes a DCP term by committing 90 percent of their in-service Channel Termination, Network Access Connection or Off-Network Access Connection, to a term of either 36 or 60 months duration. Although the commitment is based upon Channel Terminations (CTs), and Network Access Connections (NACs), the following rate elements will all receive DCP rates:

Channel Termination

Channel Mileage

Network Access Connection

Service Area Transport

(X)

(X) The DCP Regulations on this page are grandfathered for existing customers as of the end of November 30, 2004. Effective December 1, 2004, new customers may subscribe to DCP under the regulations shown on page 109.85.11.1.

This page filed under Transmittal No. 792)

ACCESS SERVICE

7. Special Access Service (Cont'd)7.4 Rate Regulations (Cont'd)7.4.12 Discount Commitment Program (DCP) (Cont'd)

(X)

(B) Commitment Level (Cont'd)

The customer will not receive the DCP rates for in-service levels above the 90 percent commitment level established. For example, a customer with 100 CTs in-service and commits to 90 CTs (i.e. 90 percent) will receive the DCP rates for up to 90 CTs.

If a customer's actual in-service level falls below the commitment level, the customer will be billed for the commitment level of CTs and NACs at DCP rates. For example, a customer that commits 90 CTs but has only 70 CTs in service will be billed the DCP rates for 90 CTs.

(X)

(X) The DCP Regulations on this page are grandfathered for existing customers as of the end of November 30, 2004. Effective December 1, 2004, new customers may subscribe to DCP under the regulations shown on page 109.85.11.2.

(This page filed under Transmittal No. 792)

Issued: November 16, 2004

Effective: December 1, 2004

Vice President
201 East Fourth Street
Cincinnati, Ohio 45202

ACCESS SERVICE

7. Special Access Service (Cont'd)7.4 Rate Regulations (Cont'd)7.4.12 Discount Commitment Program (DCP) (Cont'd)

(X)

(C) 90-Day Review Period

No adjustments, for being below commitment level (as described in (B) above), in monthly billing for a DCP will be made until 90 days after Telephone Company notification to the customer that the commitment level has been exceeded or not been met. This will insure that customers will not be penalized for aberrations in Channel Termination, Network Access Connection or Off-Network Access Connection counts caused by timing differentials in disconnection and installation.

Customers' bills will not be adjusted for being outside the parameters described in 7.4.12(B), preceding during the 90 day review period. Additionally, customers will continue to be billed the adjustments (following the 90 day review period) for being outside the described parameters until the commitment level is met or increased. A new 90-day review period will be initiated if the customer's actual in-service level subsequently falls outside the described parameters.

(D) Increasing the DCP Commitment Level

Customers may increase their commitment level at any time by notifying the Telephone Company in writing. An increase in the commitment level will not change the expiration date of the DCP.

When a commitment level is increased, the actual in-service CT level at the time of the increase will be used to calculate billing adjustments as described in Section 7.4.12(B), preceding.

(X)

(X) The DCP Regulations on this page are grandfathered for existing customers as of the end of November 30, 2004. Effective December 1, 2004, new customers may subscribe to DCP under the regulations shown on page 109.85.11.3.

(This page filed under Transmittal No. 792)

Issued: November 16, 2004

Effective: December 1, 2004

Vice President
201 East Fourth Street
Cincinnati, Ohio 45202

ACCESS SERVICE

7. Special Access Service (Cont'd)7.4 Rate Regulations (Cont'd)7.4.12 Discount Commitment Program (DCP) (Cont'd)

(X)

(E) Decreasing the DCP Commitment Level and Termination Liabilities

Customers may decrease their commitment level only by paying termination liability charges on the number of Channel Terminations or Network Access Connections by which the commitment level decreased. Termination Liabilities will apply to Digital Data, 1.544 High Capacity, MercNET 45 and Shared SONET Service. For example, a customer has a commitment level of 90 CTs. The customer then decreases this commitment level to 70 CTs. The customer must pay termination liabilities on 20 CTs.

The Termination Liability for DCP is calculated to be the dollar difference between the current DCP rate for the DCP term that could have been completed during the time the service was actually in service, or the monthly rate for services in service, or the monthly rate for services in place less than 36 months, and the customer's current DCP rate for each month the service was provided.

For example, a customer subscribing to a 60-month DCP term reduced their CT commitment by 20 CTs during the 37th month. This customer's termination charge would be:

$$20 \text{ CTs} \times (36 \text{ month DCP rate} - 60 \text{ month DCP rate}) \times 37 \text{ months} = \text{Termination Charge}$$

A decrease in the commitment level will not change the expiration date of the DCP.

(X)

(X) The DCP Regulations on this page are grandfathered for existing customers as of the end of November 30, 2004. Effective December 1, 2004, new customers may subscribe to DCP under the regulations shown on page 109.85.11.4.

(This page filed under Transmittal No. 792)

Issued: November 16, 2004

Effective: December 1, 2004

Vice President
201 East Fourth Street
Cincinnati, Ohio 45202

ACCESS SERVICE

7. Special Access Service (Cont'd)7.4 Rate Regulations (Cont'd)7.4.12 Discount Commitment Program (DCP) (Cont'd)

(X)

(F) Upgrading a DCP Service

When a customer upgrades a Digital Data service being billed DCP rates to a 1.544 High Capacity, the Digital Data service DCP commitment level will be reduced at the customer's request (up to a maximum of 24) and no termination liabilities will apply. If the customer has a DCP for a 1.544 High Capacity, the 1.544 High Capacity DCP commitment level will be increased if the customer requests that it be increased. When a customer upgrades a 1.544 High Capacity service being billed DCP rates to a MercNET 45 service with the same termination points, the customer's 1.544 High Capacity DCP commitment level will be reduced at the customer's request (up to a maximum of 28) and no termination liabilities will apply.

(G) Conversion to an Optional Payment Plan (OPP)

Customers may convert services from a DCP term to an OPP as described in 7.4.9, preceding. No termination liabilities will apply to services converted to an OPP term of the same or longer length than the DCP term. Additionally, the customer's DCP commitment level will be reduced by the number of CTs or NACs associated with the service, converted to an OPP term.

(X)

(X) The DCP Regulations on this page are grandfathered for existing customers as of the end of November 30, 2004. Effective December 1, 2004, new customers may subscribe to DCP under the regulations shown on page 109.85.11.5.

(This page filed under Transmittal No. 792)

Issued: November 16, 2004

Effective: December 1, 2004

Vice President
201 East Fourth Street
Cincinnati, Ohio 45202

ACCESS SERVICE

7. Special Access Service (Cont'd)7.4 Rate Regulations (Cont'd)7.4.12 Discount Commitment Program (DCP)(A) General Description

The Discount Commitment Program (DCP) provides the customer with rate stabilization and discounted rates for Digital Data Service, 1.544 High Capacity Service, MercNET 45 Service, OCn Services, Shared SONET Service Wavelength Service and Ethernet Service. The customer agrees to a minimum service commitment per service when establishing a DCP. The rate elements by service are:

Digital Data Service;

Channel Termination, Channel Mileage

1.544 High Capacity Service, MercNET 45 Service;

Channel Termination Channel Mileage, Multiplexing

OCn Point-to-Point Service;

Channel Termination Channel Mileage, Add drop Multiplexing

OCn Dedicated Ring Service;

Ports, Nodes, Channel Mileage, Add/Drop Multiplexing,
Regenerators

Wavelength Service, Ethernet Service;

Ports,

Shared Sonet Service;

Network Access Connection, Off-Network Access Connection,
Service Area Transport, DS3 Payload Multiplexing

Customers may disconnect or move Channel Terminations, Multiplexing, Network Access Connections, Off-Network Access Connections, Nodes or Ports and not be subject to Maximum Termination Liability charges as long as commitment Levels are maintained.

DCPs may be established by service and be of either 36 or 60 months duration for Digital Data and Shared SONET, 12, 24, 36, (C) 48, 60 or 84 months duration for 1.544 High Capacity, OCN Point-to-Point, OCN Dedicated Ring Services, Wavelength Services and Ethernet Services. (C)

A customer may have only one DCP per service in effect at one time. For example, a customer that has a 36-month DCP for Digital Data Service may not establish a second Digital Data Service until the current DCP expires.

Monthly rates for services installed under a DCP will change as Telephone Company-initiated rate changes become effective but during the DCP term will not exceed the original monthly rate in effect at the beginning of customer's DCP term.

This page filed under Transmittal No. 879)

Issued: August 29, 2013

Effective: September 13, 2013

Vice President
201 East Fourth Street
Cincinnati, Ohio 45202

ACCESS SERVICE

7. Special Access Service (Cont'd)7.4 Rate Regulations (Cont'd)7.4.12 Discount Commitment Program (DCP) (Cont'd)(A) General Description (Cont'd)

During the term of the selected DCP, Telephone Company-initiated rate changes (increases or decreases) will automatically be applied to the monthly rates for the remaining months of the current DCP term. But in no case will any rate change cause the monthly rate during the DCP term to exceed that in effect at the beginning of the customer's DCP term.

(B) Commitment Level

A customer establishes a DCP term by committing 90 percent of their in-service Circuits (CKTS) by service during the term.

The customer will not receive the DCP rates for in-service levels above the 90 percent commitment level established. For example, a customer with 100 CKTS in-service and commits to 90 CKTS (i.e. 90 percent) will receive the DCP rates for up to 90 CKTS.

If a customer's actual in-service level falls below the commitment level, the customer will be billed for the commitment level of CKTS at DCP rates. For example, a customer that commits 90 CKTS but has only 70 CKTS in service will be billed the DCP rates for 90 CKTS.

If the Telephone Company introduces new Ethernet Services not currently listed in Section 19 ("New Ethernet Services"), the circuit counts of the New Ethernet Services will count towards the Ethernet DCP commitment under the following conditions:

- New Ethernet Service circuits added at customer locations where no Ethernet Services have existed during the DCP term will count towards the Ethernet DCP commitment.

(C)

(C)

(This page filed under Transmittal No. 897)

Issued: April 1, 2016

Effective: April 16, 2016

Vice President
201 East Fourth Street
Cincinnati, Ohio 45202

ACCESS SERVICE

7. Special Access Service (Cont'd)7.4 Rate Regulations (Cont'd)7.4.12 Discount Commitment Program (DCP) (Cont'd)(B) Commitment Level (Con'd)

- New Ethernet Service circuits added at a location where Ethernet Service has existed during the DCP term will only count towards the Ethernet DCP commitment if they result in an increase of total Ethernet circuits at that location and no existing Ethernet circuits are disconnected unless replaced by higher speed Ethernet circuits purchased from the same section of the tariff as the existing circuits at that location.
- New Ethernet Service circuits counted towards an Ethernet DCP commitment may not be counted under any other DCP.

(C) 60-Day Review Period

(C)

No adjustments, for being below commitment level (as described in (B) above), in monthly billing for a DCP will be made until 60 days after Telephone Company notification to the customer that the commitment level has been exceeded or not been met. This will insure that customers will not be penalized for aberrations in Channel Termination, Network Access Connection or Off-Network Access Connection counts caused by timing differentials in disconnection and installation.

(C)

Customers' bills will not be adjusted for being outside the parameters described in 7.4.12(B), preceding during the 60 day review period. Additionally, customers will continue to be billed the adjustments (following the 60 day review period) for being outside the described parameters until the commitment level is met or increased. A new 60-day review period will be initiated if the customer's actual in-service level subsequently falls outside the described parameters.

(C)

(C)

(C)

(This page filed under Transmittal No. 911)

Issued: September 18, 2017

Effective: October 3, 2017

Vice President
201 East Fourth Street
Cincinnati, Ohio 45202

ACCESS SERVICE

7. Special Access Service (Cont'd)7.4 Rate Regulations (Cont'd)7.4.12 Discount Commitment Program (DCP) (Cont'd)(D) Increasing the DCP Commitment Level

Customers may increase their commitment level at any Time by notifying the Telephone Company in writing. An increase in the commitment level will not change the expiration date of the DCP. (M)

When a commitment level is increased, the actual in-service CKTS level at the time of the increase will be used to calculate billing adjustments as described in Section 7.4.12(B), preceding. (M)

(E) Decreasing the DCP Commitment Level and Termination Liabilities

Customers may decrease their commitment level only by paying termination liability charges on the number of Channel Terminations, Network Access Connections, Nodes or Ports by which the commitment level decreased. Termination Liabilities will apply to Digital Data, 1.544 High Capacity, MercNET 45, OCn Point-to-Point, OCn Dedicated Shared SONET, Wavelength and Ethernet Service. For example, a customer has a commitment level of 90 CKTS. The customer then decreases this commitment level to 70 CKTS. The customer must pay termination liabilities on 20 CKTS.

The Termination Liability for DCP is calculated to be the dollar difference between the current DCP rate for the DCP term that could have been completed during the time the service was actually in service, or the monthly rate for services in service, or the monthly rate for services in place less than 36 months, and the customer's current DCP rate for each month the service was provided.

For example, a customer subscribing to a 60-month DCP term reduced their CT commitment by 20 CKTS during the 37th month. This customer's termination charge would be:

$$20 \text{ CKTS} \times (36 \text{ month DCP rate} - 60 \text{ month DCP rate}) \times 37 \text{ months} = \text{Termination Charge}$$

A decrease in the commitment level will not change the expiration date of the DCP.

Regulation found on this page were formerly found on Page 109.85.11.3
(This page filed under Transmittal No.897)

Issued: April 1, 2016

Effective: April 16, 2016

Vice President
201 East Fourth Street
Cincinnati, Ohio 45202

ACCESS SERVICE

7. Special Access Service (Cont'd)7.4 Rate Regulations (Cont'd)7.4.12 Discount Commitment Program (DCP) (Cont'd)(F) Upgrading a DCP Service

When a customer upgrades a Digital Data service being billed DCP rates to a 1.544 High Capacity, the Digital Data service DCP commitment level will be reduced at the customer's request (up to a maximum of 24) and no termination liabilities will apply. If the customer has a DCP for a 1.544 High Capacity, the 1.544 High Capacity DCP commitment level will be increased if the customer requests that it be increased. When a customer upgrades a 1.544 High Capacity service being billed DCP rates to a MercNET 45 service the customer's 1.544 High Capacity DCP commitment level will be reduced at the customer's request (up to a maximum of 28) and no termination liabilities will apply.

When a customer upgrades from a 10 Mbps Ethernet Service to a 50 Mbps Ethernet Service, the 10 Mbps Ethernet DCP commitment level will be decreased by 1 circuit and the 50 Mbps Ethernet DCP commitment level will be increased by 1 circuit and no termination liabilities will apply.

(T)

When a customer upgrades from a 1 Gbps Wavelength Service to a 10 Gbps Wavelength Service, the 100 Mbps Wavelength DCP commitment level will be decreased by 1 circuit and the 10 Gbps Wavelength DCP commitment level will be increased by 1 circuit and no termination liabilities will apply.

(T)

(G) Conversion to an Optional Payment Plan (OPP)

Customers may convert services from a DCP term to an OPP as described in 7.4.9, preceding. No termination liabilities will apply to services converted to an OPP term of the same or longer length than the DCP term. Additionally, the customer's DCP commitment level will be reduced by the number of CKTS associated with the service, converted to an OPP term.

(This page filed under Transmittal No. 897)

Issued: April 1, 2016

Effective: April 16, 2016

Vice President
201 East Fourth Street
Cincinnati, Ohio 45202

ACCESS SERVICE

7. Special Access Service (Cont'd)

(N)

7.4 Rate Regulations (Cont'd)7.4.13 Incremental Spend Discount Program (ISDP)(A) General

The Incremental Spend Discount Plan (ISDP) is an optional discount plan that allows customers that subscribe to receive a discount on their aggregate incremental revenue spend for all of its Qualifying Services on a total 12-month basis. The discount will be computed in accordance with the discount schedule in section 7.4.13(G). Qualifying Services are defined in Section 7.4.13 following.

The ISDP is a term plan consisting of 12 consecutive full monthly billing periods (Term). Customers will not be allowed to enter into other ISDPs until the current Term of their initial ISDP has expired. At the end of the Current Term, Customers may elect a new ISDP pursuant to the terms of this Section including a recalculation of Base Revenue pursuant to Section 7.4.13(E) following.

A "Customer" for purposes of the ISPD shall include all affiliated entities currently purchasing Qualifying Services from the Telephone Company. For the purposes of the ISDP, "affiliated entity" refers to any person (i.e., including natural persons and organizations, partnerships, associations and corporations) that is owned or controlled by, or is under common ownership or control with another person.

(N)

This page filed under Transmittal No. 845)

Issued: May 21, 2010

Effective: June 5, 2010

Vice President
201 East Fourth Street
Cincinnati, Ohio 45202

ACCESS SERVICE

7. Special Access Service (Cont'd)

(N)

7.4 Rate Regulations (Cont'd)7.4.13 Incremental Spend Discount Program (ISDP) (Cont'd)

(B) Subscription Requirements

The Customer's request for subscription to the ISDP must be in writing, and must include all of the following:

- (1) Customer contact
- (2) Authorized Customer signature
- (3) Customer address
- (4) Requested ISDP Start Date
- (5) List of Access Customer Name Abbreviations (ACNA) for Customer and affiliates.
- (6) List of Billing Account Number (BAN), per state, where discounts will apply
- (7) Identification of all affiliated entities existing as of the requested ISDP start date.

(C) Access Customer Name Abbreviation (ACNA)

(1) ACNA(s) Subscribing to ISDP

For purposes of identifying the Customer's ACNAs all ACNAs designated to the customer, including ACNAs of affiliated entities, will be included in the ISDP.

(2) Addition of an ACNA(s)

A Customer may not add ACNA(s) during the course of a Term. In the event the Customer creates or acquires a new ACNA(s), the Customer shall provide written notification no later than 30 days prior to the end of the ISDP Term if the Customer wishes to establish a new Term. Such notification shall include a list of the affected ACNA(s) and the date that the Customer created or acquired the new ACNA(s).

At the end of the current ISDP Term, the Telephone Company shall modify the existing ISDP by adding the created or acquired ACNA(s) to the ISDP if the Customer wishes to begin a new ISDP Term.

(N)

This page filed under Transmittal No. 845)

Issued: May 21, 2010

Effective: June 5, 2010

Vice President
201 East Fourth Street
Cincinnati, Ohio 45202

ACCESS SERVICE

7. Special Access Service (Cont'd)7.4 Rate Regulations (Cont'd)7.4.13 Incremental Spend Discount Program (ISDP) (Cont'd)

(N)

(C) Access Customer Name Abbreviation (ACNA) (Cont'd)

(3) Removal of an ACNA(s)

When an ACNA(s) is no longer owned by the Customer, the Customer shall provide written notification to the Telephone Company no later than 30 days prior to the end of the ISDP Term. Such notification shall include a list of the affected ACNA(s) and the date that the Customer no longer owned the existing ACNA(s).

At the end of the ISDP Term, the Telephone Company shall modify the list of current Customer's ACNA's by removing the affected ACNA(s) from the Customer ACNA list if the Customer chooses to renew the ISDP.

(D) Qualifying Services

(1) General

The ISDP will be administered as a single discount plan for which a single Term and discount, as defined in Section 7.4.13(G), shall apply. The Customer will purchase Qualifying Services as specified within this tariff.

(2) Inclusion of Qualifying Services in ISDP

The Qualifying Services are included in the ISDP for purposes of determining the Base Revenue and Term Revenue as defined in 7.4.13(D).

(N)

This page filed under Transmittal No. 845)

Issued: May 21, 2010

Effective: June 5, 2010

Vice President
201 East Fourth Street
Cincinnati, Ohio 45202

ACCESS SERVICE

7. Special Access Service (Cont'd)7.4 Rate Regulations (Cont'd)7.4.13 Incremental Spend Discount Program (ISDP) (Cont'd)

(N)

(D) Qualifying Services (Cont'd)

3. Qualifying Services

- (a) Qualifying Services are the current recurring billing month Channel Terminations, Channel Mileage, and Optional Functions and Features for Special Access services as purchased by the Customer specified below:

Metallic
Voice Grade
Program Audio
Video
DS1
DS3
Optical Services, Point-to-Point and Dedicated Ring
Ethernet

- (b) Should any Qualifying Service be de-tariffed during the term of an ISDP, the Base Revenue and any Term Revenue of the de-tariffed services will be removed from the ISDP.

- (c) Special Access Qualifying Services that are provided as part of Mixed Use Facilities will be included in the ISDP. The Switched Access Portion for such services of the Mixed Use Facilities will not be included in the ISDP and will not be subject to the discount provided under the ISDP.

(N)

This page filed under Transmittal No. 845)

Issued: May 21, 2010

Effective: June 5, 2010

Vice President
201 East Fourth Street
Cincinnati, Ohio 45202

ACCESS SERVICE

7. Special Access Service (Cont'd)7.4 Rate Regulations (Cont'd)7.4.13 Incremental Spend Discount Program (ISDP) (Cont'd)

(N)

(E) Application of Discounts

Base Revenue is calculated on gross billed revenue for Qualifying Services.

Base Revenue is determined prior to the beginning of the Term. The Telephone Company will determine Base Revenue by averaging the billed revenue for three full months of Qualifying Services in the Customer's ACNA(s) prior to the start of the Term and annualize by multiplying by twelve.

Term Revenue is the revenue billed for Qualifying Services during the Term within the Customer's ACNA(s), less past due, disputed billed amounts, and early termination charges, which will not be included in the calculation of the Term Revenue. Credits given to the Customer during the term will be included in the calculation of the Term Revenue.

Incremental Spend is the amount by which Term Revenue Exceeds the Base Revenue.

At the end of the Term the Telephone Company will:

1. Determine the Incremental Spend by subtracting Base Revenue from the Term Revenue;
2. Provide calculations to Customer, in writing, within 45 days of the Term's last billing date;
3. If the Customer disputes the Telephone Company calculation of the Incremental Spend, it must notify the Telephone Company in writing. This notification must be received by the Telephone Company no later than 30 days after the Customer receipt of Telephone Company's calculations;

(N)

This page filed under Transmittal No. 845)

Issued: May 21, 2010

Effective: June 5, 2010

Vice President
201 East Fourth Street
Cincinnati, Ohio 45202

ACCESS SERVICE

7. Special Access Service (Cont'd)7.4 Rate Regulations (Cont'd)7.4.13 Incremental Spend Discount Program (ISDP) (Cont'd)

(N)

(E) Application of Discounts (Cont'd)

4. If the Telephone Company has not received a written dispute from the Customer pursuant to Section 7.4.13(E) (3), the appropriate discount as stated in Section 7.4.13(E) following will be applied to the BAN's identified in Section 7.4.13(B) (6). These provisions do not negate the Customer's rights pursuant to Sections 208 and 415 of the Communications Act of 1934, as amended.

(F) Early Termination

If the Customer terminates the ISDP prior to the end of the Term, the Customer is not eligible and the Telephone Company will apply no ISDP discounts. Participating Customer may not enter into a subsequent ISDP until the end of the original Term date.

(G) Incremental Spend Levels and Discounts

| <u>Incremental Spend</u> | <u>Term Length</u> | <u>Discount % of Total Incremental Spend</u> |
|----------------------------|--------------------|--|
| \$1,000,000 to \$1,249,999 | 12 months | 15.0% |
| \$1,250,000 to \$1,499,999 | 12 Months | 20.0% |
| \$1,500,000 to \$1,749,999 | 12 Months | 25.0% |
| \$1,750,000 to \$1,999,999 | 12 Months | 30.0% |
| \$2,000,000+ | 12 Months | 35.0% |

(N)

This page filed under Transmittal No. 845)

Issued: May 21, 2010

Effective: June 5, 2010

Vice President
201 East Fourth Street
Cincinnati, Ohio 45202

ACCESS SERVICE

7. Special Access Service (Cont'd)7.5 Rates and Charges (Cont'd)7.5.1 Metallic Service*

| | <u>USOC</u> | <u>Monthly Rates</u> | <u>Nonrecurring Charges</u> |
|----------------------------|-------------|----------------------|-----------------------------|
| (A) Channel Termination** | | | |
| - Per Point of Termination | T6ECS | \$56.00 | None |

(B) Channel Mileage

| <u>Mileage Bands</u> | <u>USOC***</u> | <u>Monthly Rates</u> | |
|----------------------|----------------|----------------------|-----------------|
| | | <u>Fixed</u> | <u>Per Mile</u> |
| 0 | 1L5XX | None | None |
| Over 0 to 4 | 1L5XX | \$64.00 | \$2.00 |
| Over 4 to 8 | 1L5XX | 64.00 | 2.00 |
| Over 8 to 25 | 1L5XX | 64.00 | 2.00 |
| Over 25 | 1L5XX | 64.00 | 2.00 |

(C) Optional Features and Functions

| | <u>USOC</u> | <u>Monthly Rates</u> | <u>Nonrecurring Charges</u> |
|-----------------------------|-------------|----------------------|-----------------------------|
| (1) Bridging | | | |
| (a) Three Premises Bridging | | | |
| - Per port | BCNM3 | \$.48 | None |
| (b) Series Bridging | | | |
| - Per Port | BCMN3 | .95 | None |

* Not available in the Bethel Wire Center.

(C)

** One Year Minimum - See Section 7.4.9.

*** When service is provided by multiple companies use USOC: CM6 for Fixed-Channel Mileage and USOC: ZL5XX for Per Mile-Channel Mileage for all Mileage Bands.

(This page filed under Transmittal No. 896)

Issued: March 17, 2016

Effective: April 1, 2016

Vice President
201 E. Fourth Street
Cincinnati, Ohio 45202

ACCESS SERVICE

7. Special Access Service (Cont'd)7.5 Rates and Charges (Cont'd)7.5.2 Telegraph Grade Service*

| | <u>USOC</u> | <u>Monthly Rates</u> | <u>Nonrecurring Charges</u> |
|----------------------------|-------------|----------------------|-----------------------------|
| (A) Channel Termination | | | |
| - Per Point of Termination | | | |
| - Two-Wire | T6E2X | \$35.00 | None |
| - Four-Wire | T6E4X | 49.60 | None |

(B) Channel Mileage

| <u>Mileage Bands</u> | <u>USOC**</u> | <u>Monthly Rates</u> | |
|----------------------|---------------|----------------------|-----------------|
| | | <u>Fixed</u> | <u>Per Mile</u> |
| 0 | 1L5XX | None | None |
| Over 0 to 4 | 1L5XX | \$61.00 | \$1.25 |
| Over 4 to 8 | 1L5XX | 61.00 | 1.25 |
| Over 8 to 25 | 1L5XX | 61.00 | 1.25 |
| Over 25 | 1L5XX | 61.00 | 1.25 |

(C) Optional Features and Functions

| | <u>USOC</u> | <u>Monthly Rates</u> | <u>Nonrecurring Charges</u> |
|------------------------|-------------|----------------------|-----------------------------|
| (1) Telegraph Bridging | | | |
| Two-Wire and Four-Wire | | | |
| - Per port | | | |
| - Two-Wire | BCNT2 | \$.48 | None |
| - Four-Wire | BCNT4 | .95 | None |

* Not available in the Bethel and Fairfield Wire Centers.

** When service is provided by multiple companies use USOC: CM6 for Fixed-Channel Mileage and USOC: ZL5XX for Per Mile-Channel Mileage for all Mileage Bands.

(This page filed under Transmittal No. 891)

Issued: March 2, 2015

Effective: March 17 2015

Senior Vice President
201 East Fourth Street
Cincinnati, Ohio 45202

ACCESS SERVICE

7. Special Access Service (Cont'd)7.5 Rates and Charges (Cont'd)7.5.3 Voice Grade Service*

| | <u>USOC</u> | <u>Monthly Rates</u> | <u>Nonrecurring Charges</u> |
|------------------------------|-------------|--------------------------|---------------------------------|
| (A) Channel Termination | | | |
| (1) Voice Grade | | | |
| - Per Point of Termination | | | |
| - Two-Wire | T6E2X | \$40.00 | None |
| - Four-Wire | T6E4X | 60.00 | None |
| (2) WATS Access Line (WAL) | | | |
| - Per Point of Termination** | | | |
| - Two-Wire | X2W | See T6E2X | |
| - Four-Wire | X4W | See T6E4X | |

(B) Channel Mileage

| <u>Mileage Bands</u> | <u>USOC***</u> | <u>Monthly Rates</u> | |
|----------------------|----------------|----------------------|-----------------|
| | | <u>Fixed</u> | <u>Per Mile</u> |
| 0 | 1L5XX | None | None |
| Over 0 to 4 | 1L5XX | \$58.00 | \$2.20 (Z) |
| Over 4 to 8 | 1L5XX | 58.00 | 2.20 (Z) |
| Over 8 to 25 | 1L5XX | 58.00 | 2.20 (Z) |
| Over 25 | 1L5XX | 58.00 | 2.20 (Z) |

* One Year Minimum on all features and functions.

** One Channel Termination applies per WAL.

*** When service is provided by multiple companies use USOC: CM6 for Fixed-Channel Mileage and USOC: ZL5XX for Per Mile-Channel Mileage for all Mileage Bands.

(This page filed under transmittal No. 910)

Issued: June 26, 2017

Effective: July 1, 2017

Vice President
201 East Fourth Street
Cincinnati, Ohio 45202

ACCESS SERVICE

7. Special Access Service (Cont'd)7.5 Rates and Charges (Cont'd)7.5.3 Voice Grade Service*

| | <u>USOC</u> | <u>Monthly Rates</u> | <u>Nonrecurring Charges</u> |
|-------------------------------------|-------------|--------------------------|---------------------------------|
| (C) Optional Features and Functions | | | |
| (1) Bridging | | | |
| (a) <u>Voice and WAL Bridging</u> | | | |
| Two-Wire/Four-Wire | | | |
| - Per port | | | |
| - Two-Wire | BCNV2 | \$1.41 | None |
| - Four-Wire | BCNV4 | 2.51 | None |
| (b) <u>Data Bridging</u> | | | |
| Two-Wire/Four-Wire | | | |
| - Per port | | | |
| - Two-Wire | BCND2 | 4.70 | None |
| - Four-Wire | BCND4 | 2.46 (I) | None |
| (c) <u>Telephoto Bridging</u> | | | |
| Two-Wire/Four-Wire | | | |
| - Per port | | | |
| - Two-Wire | BCNF2 | .48 | None |
| - Four-Wire | BCNF4 | .95 | None |
| (d) <u>DATAPHONE Select-A-</u> | | | |
| <u>Station Bridging</u> | | | |
| Sequential Arrange- | | | |
| ment Ports | | | |
| - Per 2-wire channel | | | |
| connected | M2D++ | ICB | None |
| - Per 4-wire channel | | | |
| connected | M4D++ | ICB | None |

ICB rates and charges are filed in 7.6 following.

* One Year Minimum on all features and functions.

(This page filed under Transmittal No. 899)

Issued: June 16, 2016

Effective: July 1, 2016

Vice President
201 East Fourth Street
Cincinnati, Ohio 45202

ACCESS SERVICE

7. Special Access Service (Cont'd)7.5 Rates and Charges (Cont'd)7.5.3 Voice Grade Service (Cont'd)*

(C)

| | <u>USOC</u> | <u>Monthly Rates</u> | <u>Nonrecurring Charges</u> |
|---|-------------|--------------------------|---------------------------------|
| (C) Optional Features and Functions (Cont'd) | | | |
| (1) Bridging (Cont'd) | | | |
| (d) <u>DATAPHONE Select-A- Station Bridging</u> (Cont'd) | | | |
| Addressable Arrangement Ports | | | |
| - Per 2-wire channel connected | K2D++ | ICB | None |
| - Per 4-wire channel connected | K4D++ | ICB | None |

* One Year Minimum on all features and functions.

(C)

(This page filed under Transmittal No. 771)

Issued: December 11, 2001

Effective: December 26, 2001

Vice President
201 East Fourth Street
Cincinnati, Ohio 45202

ACCESS SERVICE

7. Special Access Service (Cont'd)7.5 Rates and Charges (Cont'd)7.5.3 Voice Grade Service Cont'd)*

| | <u>USOC</u> | <u>Monthly Rates</u> | <u>Nonrecurring Charges</u> |
|---|-------------|--------------------------|---------------------------------|
| (C) Optional Features and Functions (Cont'd) | | | |

(2) Conditioning

- Per Point of Termination

| | | | |
|-----------------|-------|-------------|------|
| C - Type | X1CPT | \$17.35 (I) | None |
| Sealing Current | 1HBPT | None | None |

* One Year Minimum on all features and functions.

ICB rates and charges are filed in 7.6 following.

(This page filed under Transmittal No. 783)

Issued: June 16, 2003

Effective: July 1, 2003

Vice President
201 East Fourth Street
Cincinnati, Ohio 45202

ACCESS SERVICE

7. Special Access Service (Cont'd)7.5 Rates and Charges (Cont'd)7.5.3 Voice Grade Service (Cont'd)*

(C)

| | <u>USOC</u> | <u>Monthly Rates</u> | <u>Nonrecurring Charges</u> |
|--|-------------|--------------------------|---------------------------------|
| (C) Optional Features and Functions (Cont'd) | | | |
| (3) Improved Termination | | | |
| - Per point of termination | | | |
| - Four-Wire | 1RL4W | \$7.84 | None |
| (4) Improved Return Loss | | | |
| - Per point of termination | | | |
| - Two-Wire | 1RL2W | 4.17 | None |
| (5) Customer Specified Receive Level | | | |
| - Per two-wire point of termination | RLS | None | None |
| (6) Data Capability | | | |
| - Per point of termination | XDCPT | .74 | None |
| (7) Telephoto Capability | | | |
| - Per point of termination | XTCPT | 1.61 | None |

* One Year Minimum on all features and functions.

(C)

(This page filed under Transmittal No. 771)

Issued: December 11, 2001

Effective: December 26, 2001

Vice President
201 East Fourth Street
Cincinnati, Ohio 45202

ACCESS SERVICE

7. Rates and Charges (Cont'd)7.5.3 Voice Grade Service (Cont'd)*

| | <u>USOC</u> | <u>Monthly Rates</u> | <u>Nonrecurring Charges</u> |
|--|-------------|--------------------------|---------------------------------|
| (C) Optional Features and Functions (Cont'd) | | | |
| (8) Signaling Capability | | | |
| - Per point of termination | XSS++ | \$ 9.00 (I) | None |
| (9) - In lieu of ++, substitute appropriate two digit code from following list to specify type of signaling. | | | |
| AB | | | |
| AC | | | |
| CT | | | |
| DX | | | |
| DY | | | |
| EA | | | |
| EB | | | |
| EC | | | |
| EX | | | |
| GO | | | |
| GS | | | |
| LA | | | |
| LB | | | |
| LC | | | |
| LO | | | |
| LR | | | |
| LS | | | |
| RV | | | |
| SF | | | |

* One Year Minimum on all features and functions.

(This page filed under Transmittal No. 899)

Issued: June 16, 2016

Effective: July 1, 2016

Vice President
201 East Fourth Street
Cincinnati, Ohio 45202

ACCESS SERVICE

7. Rates and Charges (Cont'd)7.5 Rates and Charges (Cont'd)7.5.3 Voice Grade Service (Cont'd)* (C)

| | | <u>USOC</u> | <u>Monthly Rates</u> | <u>Nonrecurring Charges</u> | |
|-----|---|-------------|--------------------------|---------------------------------|-----|
| (C) | Optional Features and Functions (Cont'd) | | | | |
| | (9) Selective Signaling Arrangement | | | | |
| | - Per arrangement | VYZ++ | ICB | None | |
| | (10) Transfer Arrangement (key activated**) | | | | (T) |
| | - Per four port arrangement including control channel termination*** | VYY++ | ICB | None | (T) |
| | - Per five port arrangement including control channel termina- tion** | VY5++ | ICB | None | |

* One Year Minimum on all features and functions. (C)

** The key activated control channel is rated as a Metallic Channel Termination (T)
(use USOC T6EME in lieu of T6ECS) and Channel Mileage, if applicable (use
USOC 1L5MX in lieu of 1L5XX).

***An additional Channel Termination charge will apply whenever a spare channel (T)
is configured as a leg to the customer's premises. Additional channel mileage
charges will also apply when the transfer arrangement is not located in the
customer premises serving wire center.

ICB rates and charges are filed in 7.6 following.

(This page filed under Transmittal No. 771

Issued: December 11, 2001

Effective: December 26, 2001

Vice President
201 East Fourth Street
Cincinnati, Ohio 45202

ACCESS SERVICE

7. Special Access Service (Cont'd)7.5 Rates and Charges (Cont'd)7.5.4 Program Audio Service

| | | | Nonrecurring | | | |
|--------------------------------|-------------|----------------------|-------------------------------|------|------|-----|
| | | | Charges | | | |
| | | | <u>Monthly</u> <u>Daily</u> | | | |
| | <u>USOC</u> | <u>Monthly Rates</u> | <u>Daily*</u> <u>Rates</u> | | | |
| (A) <u>Channel Termination</u> | | | | | | |
| - Per Point of Termination | | | | | | |
| - 200 to 3500 Hz | T6ECS | \$ 40.00 | \$ 2.59 | None | None | |
| - 100 to 5000 Hz | T6ECS | 50.00 | 3.90 | None | None | |
| - 50 to 8000 Hz | T6ECS | 60.00 | 4.82 | None | None | |
| - 50 to 15000 Hz | T6ECS | 120.00 | 14.26 | None | None | |
| - 5 or 7.5 kHz | T6ECS | 125.00 | 15.00 | None | None | (N) |
| - 8 or 15 kHz | T6ECS | 130.00 | 15.60 | None | None | (N) |

* Daily rates will be topped and maximum rates derived as set forth in 7.4.1(B) preceding.

(This page filed under Transmittal No. 835)

Issued: February 11, 2009

Effective: February 12, 2009

Vice President
201 East Fourth Street
Cincinnati, Ohio 45202

ACCESS SERVICE

7. Special Access Service (Cont'd)7.5 Rates and Charges (Cont'd)7.5.4 Program Audio Service(B) Channel Mileage

| | USOC** | <u>Monthly Rates</u> | | <u>Daily Rates*</u> | |
|----------------------|--------|----------------------|-----------------|---------------------|-----------------|
| | | <u>Fixed</u> | <u>Per Mile</u> | <u>Fixed</u> | <u>Per Mile</u> |
| (1) 200 to 3500 Hz | | | | | |
| <u>Mileage Bands</u> | | | | | |
| 0 | 1L5XX | None | None | None | None |
| Over 0 to 4 | 1L5XX | \$61.00 (I) | \$1.70 (I) | \$5.60 | \$.14 |
| Over 4 to 8 | 1L5XX | 61.00 | 1.70 | 5.60 | .14 |
| Over 8 to 25 | 1L5XX | 61.00 | 1.70 | 5.60 | .14 |
| Over 25 | 1L5XX | 61.00 (I) | 1.70 (I) | 5.60 | .14 |

(2) 100 to 5000 Hz

| | | | | | |
|----------------------|-------|-----------|----------|------|------|
| <u>Mileage Bands</u> | | | | | |
| 0 | 1L5XX | None | None | None | None |
| Over 0 to 4 | 1L5XX | 61.00 (I) | 1.70 (I) | 5.60 | .14 |
| Over 4 to 8 | 1L5XX | 61.00 | 1.70 | 5.60 | .14 |
| Over 8 to 25 | 1L5XX | 61.00 | 1.70 | 5.60 | .14 |
| Over 25 | 1L5XX | 61.00 (I) | 1.70 (I) | 5.60 | .14 |

* Daily rates will be topped and maximum rates derived as set forth in 7.4.1(B) preceding.

** When service is provided by multiple companies use USOC: CM6 for Fixed-Channel Mileage and USOC: ZL5XX for Per Mile-Channel Mileage for all Mileage Bands.

(This page filed under Transmittal No. 808)

Issued: June 16, 2006

Effective: July 1, 2006

Vice President
201 East Fourth Street
Cincinnati, Ohio 45202

ACCESS SERVICE

7. Special Access Service (Cont'd)7.5 Rates and Charges (Cont'd)7.5.4 Program Audio Service (Cont'd)

| | | <u>Monthly Rates</u> | | <u>Daily Rates*</u> | | |
|------------------------------|---------|----------------------|--------------|---------------------|--------------|-----------------|
| | | <u>USOC**</u> | <u>Fixed</u> | <u>Per Mile</u> | <u>Fixed</u> | <u>Per Mile</u> |
| (B) Channel Mileage (Cont'd) | | | | | | |
| (3) 50 to 8000 Hz | | | | | | |
| <u>Mileage Bands</u> | | | | | | |
| | 0 | 1L5XX | None | None | None | None |
| Over | 0 to 4 | 1L5XX | \$61.00 | \$1.70 | \$5.60 | \$.14 |
| Over | 4 to 8 | 1L5XX | 61.00 | 1.70 | 5.60 | .14 |
| Over | 8 to 25 | 1L5XX | 61.00 | 1.70 | 5.60 | .14 |
| Over | 25 | 1L5XX | 61.00 | 1.70 | 5.60 | .14 |

(4) 50 to 15000 Hz

| | | | | | |
|----------------------|-------|-------|------|------|------|
| <u>Mileage Bands</u> | | | | | |
| 0 | 1L5XX | None | None | None | None |
| Over 0 to 4 | 1L5XX | 61.00 | 1.70 | 5.60 | .14 |
| Over 4 to 8 | 1L5XX | 61.00 | 1.70 | 5.60 | .14 |
| Over 8 to 25 | 1L5XX | 61.00 | 1.70 | 5.60 | .14 |
| Over 25 | 1L5XX | 61.00 | 1.70 | 5.60 | .14 |

(5) 5 or 7.5 kHz

(N)

| | | | | | |
|----------------------|-------|-------|------|------|------|
| <u>Mileage Bands</u> | | | | | |
| 0 | 1L5XX | None | None | None | None |
| Over 0 to 4 | 1L5XX | 61.00 | 1.70 | 5.60 | .14 |
| Over 4 to 8 | 1L5XX | 61.00 | 1.70 | 5.60 | .14 |
| Over 8 to 25 | 1L5XX | 61.00 | 1.70 | 5.60 | .14 |
| Over 25 | 1L5XX | 61.00 | 1.70 | 5.60 | .14 |

(6) 8 or 15 kHz

| | | | | | |
|----------------------|-------|-------|------|------|------|
| <u>Mileage Bands</u> | | | | | |
| 0 | 1L5XX | None | None | None | None |
| Over 0 to 4 | 1L5XX | 61.00 | 1.70 | 5.60 | .14 |
| Over 4 to 8 | 1L5XX | 61.00 | 1.70 | 5.60 | .14 |
| Over 8 to 25 | 1L5XX | 61.00 | 1.70 | 5.60 | .14 |
| Over 25 | 1L5XX | 61.00 | 1.70 | 5.60 | .14 |

(N)

* Daily rates will be topped and maximum rates derived as set forth in 7.4.1(B) preceding.

** When service is provided by multiple companies use USOC: CM6 for Fixed-Channel Mileage and USOC: ZL5XX for Per Mile-Channel Mileage for all Mileage Bands.

(This page filed under Transmittal No. 835)

Issued: February 11, 2009

Effective: February 12, 2009

Vice President
201 East Fourth Street
Cincinnati, Ohio 45202

ACCESS SERVICE

7. Special Access Service (Cont'd)7.5 Rates and Charges (Cont'd)7.5.4 Program Audio Service (Cont'd)

(C) Optional Features and Functions

| | | | | Nonrecurring | | |
|-----|---|-------------|--------------------------|-------------------------------|----------------|--------------|
| | | | | <u>Charges</u> | | |
| | | <u>USOC</u> | <u>Monthly Rates</u> | <u>Daily*</u> <u>Rates</u> | <u>Monthly</u> | <u>Daily</u> |
| (1) | Bridging (Distribution Amplifier) | | | | | |
| | - Per port | BRP++ | ICB | ICB | None | None |
| (2) | Gain Conditioning | | | | | |
| | - Per service | XGC | \$10.77 (R) | \$1.08 | None | None |
| (3) | Stereo | | | | | |
| | - Per service | XSC | None | None | None | None |

* Daily rates will be topped and maximum rates derived as set forth in 7.4.1(B) preceding.

ICB rates and charges are filed in 7.6 following

(This page filed under Transmittal No. 649)

Issued: January 13, 1994

Effective: January 15, 1994

Senior Vice President
201 East Fourth Street
Cincinnati, Ohio 45202

ACCESS SERVICE

7. Special Access Service (Cont'd)7.5 Rates and Charges (Cont'd)7.5.5 Video Service

| | <u>USOC</u> | <u>Monthly</u> | <u>12 Mo.</u> | <u>Monthly</u> <u>24 Mo.</u> | <u>Non-Recurring</u> <u>36 Mo.</u> | <u>Charges</u> |
|----------------------------|-------------|----------------|---------------|---------------------------------|---------------------------------------|----------------|
| (A) Channel Termination | | | | | | |
| - Per Point of Termination | | | | | | |
| - TV-1 or 2 | TMEV1 | \$350.00 | \$320.00 (N) | \$295.00 (N) | \$260.00 (N) | None |
| - 4TV-5 | TMEV4 | 350.00 | 320.00 (N) | 295.00 (N) | 260.00 (N) | None |
| - 6TV-5 | TMEV6 | 350.00 | 320.00 (N) | 295.00 (N) | 260.00 (N) | None |
| - TV-15 | TMEV5 | 350.00 | 320.00 (N) | 295.00 (N) | 260.00 (N) | None |

(B) Channel Mileage

| <u>Mileage Bands</u> | <u>USOC**</u> | | <u>Fixed</u> | | | | |
|----------------------|---------------|----------|--------------|--------------|--------------|------|--|
| 0 | 1L5XX | None | | | | | |
| Over 0 to 4 | 1L5XX | \$130.00 | \$130.00 (N) | \$130.00 (N) | \$130.00 (N) | None | |
| Over 4 to 8 | 1L5XX | 130.00 | 130.00 (N) | 130.00 (N) | \$130.00 (N) | None | |
| Over 8 to 25 | 1L5XX | 130.00 | 130.00 (N) | 130.00 (N) | \$130.00 (N) | None | |
| Over 25 | 1L5XX | 130.00 | 130.00 (N) | 130.00 (N) | \$130.00 (N) | None | |

| <u>Mileage Bands</u> | <u>USOC**</u> | | <u>Per Mile</u> | | | | |
|----------------------|---------------|----------|-----------------|--------------|--------------|------|--|
| 0 | 1L5XX | None | | | | | |
| Over 0 to 4 | 1L5XX | \$ 75.00 | \$ 75.00 (N) | \$ 75.00 (N) | \$ 75.00 (N) | None | |
| Over 4 to 8 | 1L5XX | 75.00 | 75.00 (N) | 75.00 (N) | 75.00 (N) | None | |
| Over 8 to 25 | 1L5XX | 75.00 | 75.00 (N) | 75.00 (N) | 75.00 (N) | None | |
| Over 25 | 1L5XX | 75.00 | 75.00 (N) | 75.00 (N) | 75.00 (N) | None | |

| | <u>USOC</u> | <u>Monthly Rate</u> | | | | |
|------------------------------|-------------|---------------------|----------------|---------------|---------------|---------------|
| (C) TV Analog Video Optional | | | | | | |
| 3rd and 4th Audio Channel | VAKSA | \$110.00 | | | | |
| | | | <u>Monthly</u> | <u>12 Mo.</u> | <u>24 Mo.</u> | <u>36 Mo.</u> |
| (D) Serial Component Video | | | | | | |
| Service (SCVS) - TV270 | ZZYAC | \$600.00 | \$540.00 (N) | \$500.00 (N) | \$450.00 (N) | |
| Per Port Termination | | | | | | |
| (E) High Definition TV | | | | | | |
| Per Channel | ZZYAD | \$1,100.00 | \$1,050.00 | \$1,000.00 | \$ 950.00 | |

** When service is provided by multiple companies use USOC: CM6 for Fixed-Channel Mileage and USOC: ZL5XX for Per Mile-Channel Mileage for all Mileage Bands.

Regulations formerly on this page are now found on Page 109.98.

(This page filed under Transmittal No. 847)

Issued: July 22, 2010

Effective: July 23, 2010

Vice President
201 East Fourth Street
Cincinnati, Ohio 45202

ACCESS SERVICE

7. Special Access Service (Cont'd)7.5 Rates and Charges (Cont'd)7.5.5 Video Service (Con't)

Daily*

| | USOC | Daily Rate | Non-Recurring | (M) |
|----------------------------|-------|------------|---------------|-----|
| - Per Point of Termination | | | | |
| - TV-1 or 2 | TMEV1 | \$200.00 | None | |
| - 4TV-5 | TMEV4 | 200.00 | None | |
| - 6TV-5 | TMEV6 | 200.00 | None | |
| - TV-15 | TMEV5 | 200.00 | None | |

(B) Channel Mileage

| <u>Mileage Bands</u> | <u>USOC**</u> | <u>Daily Rates*</u> | | (M) |
|----------------------|---------------|---------------------|-----------------|-----|
| | | <u>Fixed</u> | <u>Per Mile</u> | |
| 0 | 1L5XX | None | None | |
| Over 0 to 4 | 1L5XX | \$ 65.00 | \$40.00 | |
| Over 4 to 8 | 1L5XX | 65.00 | 40.00 | |
| Over 8 to 25 | 1L5XX | 65.00 | 40.00 | |
| Over 25 | 1L5XX | 65.00 | 40.00 | (M) |

* Daily rates will be topped and maximum rates derived as set forth in 7.4.1 (B) preceding.

** When service is provided by multiple companies use USOC: CM6 for Fixed-Channel Mileage and USOC: ZL5XX for Per Mile-Channel Mileage for all Mileage Bands.

Regulations on this page were formerly found on Page 109.97

(This page filed under Transmittal No. 847)

Issued: July 22, 2010

Effective: July 23, 2010

Senior Vice President
201 East Fourth Street
Cincinnati, Ohio 45202

CINCINNATI BELL TELEPHONE COMPANY

TARIFF FCC NO. 35
2nd Revised Page 109.99
Cancels 1st Revised Page 109.99

ACCESS SERVICE

7. Special Access Service (Cont'd)

7.5 Rates and Charges (Cont'd)

7.5.6 (Cont'd)

(D)
|
|
(D)

Issued: January 28, 1991

Effective: March 14, 1991

Senior Vice President
201 East Fourth Street
Cincinnati, Ohio 45202

CINCINNATI BELL TELEPHONE COMPANY

TARIFF FCC NO. 35
2nd Revised Page 109.100
Cancels 1st Revised Page 109.100

ACCESS SERVICE

7. Special Access Service (Cont'd)

7.5 Rates and Charges (Cont'd)

7.5.6 (Cont'd)

(D)
|
|
(D)

Issued: January 28, 1991

Effective: March 14, 1991

Senior Vice President
201 East Fourth Street
Cincinnati, Ohio 45202

CINCINNATI BELL TELEPHONE COMPANY

TARIFF FCC NO. 35
1st Revised Page 109.101
Cancels Original Page 109.101

ACCESS SERVICE

7. Special Access Service (Cont'd)

7.5 Rates and Charges (Cont'd)

7.5.7

(D)
|
|
(D)

Issued: January 28, 1991

Effective: March 14, 1991

Senior Vice President
201 East Fourth Street
Cincinnati, Ohio 45202

CINCINNATI BELL TELEPHONE COMPANY

TARIFF FCC NO. 35
2nd Revised Page 109.102
Cancels 1st Revised Page 109.102

ACCESS SERVICE

7. Special Access Service (Cont'd)

7.5 Rates and Charges (Cont'd)

7.5.7 (Cont'd)

(D)
|
|
(D)

Issued: January 28, 1991

Effective: March 14, 1991

Senior Vice President
201 East Fourth Street
Cincinnati, Ohio 45202

CINCINNATI BELL TELEPHONE COMPANY

TARIFF FCC NO. 35
1st Revised Page 109.103
Cancels Original Page 109.103

ACCESS SERVICE

7. Special Access Service (Cont'd)

7.5 Rates and Charges (Cont'd)

7.5.7 (Cont'd)

(D)
|
|
(D)

Issued: January 28, 1991

Effective: March 14, 1991

Senior Vice President
201 East Fourth Street
Cincinnati, Ohio 45202

ACCESS SERVICE

7. Special Access Service (Cont'd)7.5 Rates and Charges (Cont'd)7.5.8 Digital Data Service*

| | | | Recurring Charges Optional Payment Plan and Discount Commitment Program | |
|--|-------------|--------------------------|---|---------------|
| | <u>USOC</u> | <u>Monthly Rates</u> | <u>36 Mo.</u> | <u>60 Mo.</u> |
| (A) Channel Termination** | | | | |
| - Per point of termination | | | | |
| - 2.4 kbps | T6ECS | \$ 90.00 | \$60.09 | \$56.93 |
| - 4.8 kbps | T6ECS | 90.00 | 60.09 | 56.93 |
| - 9.6 kbps | T6ECS | 90.00 | 60.09 | 56.93 |
| - 19.2 kbps | T6ECS | 110.05 | 76.48 | 72.45 |
| - 56.0 kbps | T6ECS | 110.05 | 76.48 | 72.45 |
| - 64.0 kbps | T6ECS | 110.05 | 76.48 | 72.45 |
| - All Digital Data CT's Nonrecurring Charge, each - None | | | | |

* Not available in the Bethel Wire Center.

(C)

** One Year Minimum on all features and functions.

(This page filed under Transmittal No. 896)

Issued: March 17, 2016

Effective: April 1, 2016

Vice President
201 East Fourth Street
Cincinnati, Ohio 45202

ACCESS SERVICE

7. Special Access Service (Cont'd)7.5 Rates and Charges (Cont'd)7.5.8 Digital Data Service (Cont'd)*

| | | USOC** | <u>Monthly Rates</u> | | |
|---|-------|-------------|----------------------|-----------------|--|
| | | | <u>Fixed</u> | <u>Per Mile</u> | |
| (C) Channel Mileage*** | | | | | |
| (1) 2.4 kbps | | | | | |
| Monthly, Optional Payment Plan and Discount Commitment Program | | | | | |
| <u>Mileage Bands</u> | | | | | |
| 0 | 1L5XX | None | None | | |
| Over 0 to 4 | 1L5XX | \$85.00 (Z) | \$5.00 (Z) | | |
| Over 4 to 8 | 1L5XX | 85.00 (Z) | 5.00 (Z) | | |
| Over 8 to 25 | 1L5XX | 85.00 (Z) | 5.00 (Z) | | |
| Over 25 | 1L5XX | 85.00 (Z) | 5.00 (Z) | | |
| (2) 4.8 kbps | | | | | |
| Monthly, Optional Payment Plan and Discount Commitment Program | | | | | |
| <u>Mileage Bands</u> | | | | | |
| 0 | 1L5XX | None | None | | |
| Over 0 to 4 | 1L5XX | 85.00 (Z) | 5.00 (Z) | | |
| Over 4 to 8 | 1L5XX | 85.00 (Z) | 5.00 (Z) | | |
| Over 8 to 25 | 1L5XX | 85.00 (Z) | 5.00 (Z) | | |
| Over 25 | 1L5XX | 85.00 (Z) | 5.00 (Z) | | |

* Not available in the Bethel Wire Center.

** When service is provided by multiple companies use USOC: CM6 for Fixed-Channel Mileage and USOC: ZL5XX for Per Mile-Channel Mileage for all Mileage Bands.

*** One Year Minimum on all features and functions.

(This page filed under Transmittal No. 910)

Issued: June 26, 2017

Effective: July 1, 2017

Vice President
201 East Fourth Street
Cincinnati, Ohio 45202

ACCESS SERVICE

7. Special Access Service (Cont'd)7.5 Rates and Charges (Cont'd)7.5.8 Digital Data Service (Cont'd)*

| | | USOC** | Monthly Rates | | |
|---------------------------------|---------|--------|---------------|------------|--|
| | | | Fixed | Per Mile | |
| (C) Channel Mileage (Cont'd)*** | | | | | |
| (3) 9.6 kbps | | | | | |
| Monthly, Optional | | | | | |
| Payment Plan and | | | | | |
| Discount Commitment | | | | | |
| Program | | | | | |
| <u>Mileage Bands</u> | | | | | |
| 0 | | 1L5XX | None | None | |
| Over | 0 to 4 | 1L5XX | \$85.00 (Z) | \$5.00 (Z) | |
| Over | 4 to 8 | 1L5XX | 85.00 (Z) | 5.00 (Z) | |
| Over | 8 to 25 | 1L5XX | 85.00 (Z) | 5.00 (Z) | |
| Over | 25 | 1L5XX | 85.00 (Z) | 5.00 (Z) | |
| (4) 19.2 kbps | | | | | |
| Monthly, Optional | | | | | |
| Payment Plan and | | | | | |
| Discount Commitment | | | | | |
| Program | | | | | |
| <u>Mileage Bands</u> | | | | | |
| 0 | | 1L5XX | None | None | |
| Over | 0 to 4 | 1L5XX | \$85.00 (Z) | \$5.00 (Z) | |
| Over | 4 to 8 | 1L5XX | 85.00 (Z) | 5.00 (Z) | |
| Over | 8 to 25 | 1L5XX | 85.00 (Z) | 5.00 (Z) | |
| Over | 25 | 1L5XX | 85.00 (Z) | 5.00 (Z) | |
| (5) 56 kbps | | | | | |
| Monthly, Optional | | | | | |
| Payment Plan and | | | | | |
| Discount Commitment | | | | | |
| Program | | | | | |
| <u>Mileage Bands</u> | | | | | |
| 0 | | 1L5XX | None | None | |
| Over | 0 to 4 | 1L5XX | \$85.00 (Z) | \$5.00 (Z) | |
| Over | 4 to 8 | 1L5XX | 85.00 (Z) | 5.00 (Z) | |
| Over | 8 to 25 | 1L5XX | 85.00 (Z) | 5.00 (Z) | |
| Over | 25 | 1L5XX | 85.00 (Z) | 5.00 (Z) | |

* Not available in the Bethel Wire Center.

** When service is provided by multiple companies use USOC: CM6 for Fixed-Channel Mileage and USOC: ZL5XX for Per Mile-Channel Mileage for all Mileage Bands.

*** One Year Minimum on all features and functions.

(This page filed under Transmittal No. 910)

Issued: June 26, 2017

Effective: July 1, 2017

Vice President
201 East Fourth Street
Cincinnati, Ohio 45202

ACCESS SERVICE

7. Special Access Service (Cont'd)7.5 Rates and Charges (Cont'd)7.5.8 Digital Data Service (Cont'd)*

| | | <u>Monthly Rates</u> | | |
|---|---------|----------------------|--------------|-----------------|
| | | <u>USOC**</u> | <u>Fixed</u> | <u>Per Mile</u> |
| (C) Channel Mileage*** (Cont'd) | | | | |
| (6) 64 kbps | | | | |
| Monthly, Optional Payment Plan and Discount Commitment Program | | | | |
| <u>Mileage Bands</u> | | | | |
| | 0 | 1L5XX | None | None |
| Over | 0 to 4 | 1L5XX | 85.00 (Z) | 5.00 (Z) |
| Over | 4 to 8 | 1L5XX | 85.00 (Z) | 5.00 (Z) |
| Over | 8 to 25 | 1L5XX | 85.00 (Z) | 5.00 (Z) |
| Over | 25 | 1L5XX | 85.00 (Z) | 5.00 (Z) |

(D) Optional Features and Functions

| | <u>USOC</u> | <u>Monthly Rates</u> | <u>Nonrecurring Charges</u> |
|---|-------------|----------------------|-----------------------------|
| (1) Bridging - Per port | BCNDA | \$ 6.00 | None |
| (2) | | | |
| (3) Secondary Channel Capability, per point of termination | SFS | None | None |

* Not available in the Bethel Wire Center.

** When service is provided by multiple companies use USOC: CM6 for Fixed-Channel Mileage and USOC: ZL5XX for Per Mile-Channel Mileage for all Mileage Bands.

*** One Year Minimum on all features and functions.

(This page filed under Transmittal No. 910)

Issued: June 26, 2017

Effective: July 1, 2017

Vice President
201 East Fourth Street
Cincinnati, Ohio 45202

ACCESS SERVICE

7. Special Access Service (Cont'd)7.5 Rates and Charges7.5.9 High Capacity Service*

| | <u>USOC</u> | <u>Monthly Rates</u> | <u>Nonrecurring Charges</u> |
|----------------------------|-------------|----------------------|-----------------------------|
| (A) Channel Termination | | | |
| - Per Point of Termination | | | |
| - 3.152 Mbps | TWT++ | ICB | ICB |
| - 6.312 Mbps | TWT++ | ICB | ICB |
| - 274.176 Mbps | TWT++ | ICB | ICB |

Recurring Charges-Optional Payment Plan
and Discount Commitment Program

- 1.544 Mbps
(MercNet 1.5)

| | <u>USOC</u> | <u>MONTHLY</u> | <u>12 MOS.</u> | <u>24 MOS.</u> | <u>36 MOS.</u> | <u>48 MOS.</u> | <u>60 MOS.</u> | <u>84 MOS.</u> |
|--------------|-------------|----------------|----------------|----------------|----------------|----------------|----------------|----------------|
| Zone 1 TZGA1 | | \$ 145.00 | \$ 145.00 | \$ 137.00 (N) | \$ 129.00 | \$ 125.60 (N) | \$ 122.21 | \$ 110.00 (N) |
| Zone 2 TZGA2 | | \$ 145.00 | \$ 145.00 | \$ 137.00 (N) | \$ 129.00 | \$ 125.60 (N) | \$ 122.21 | \$ 110.00 (N) |
| Zone 3 TZGA3 | | \$ 145.00 | \$ 145.00 | \$ 137.00 (N) | \$ 129.00 | \$ 125.60 (N) | \$ 122.21 | \$ 110.00 (N) |

| - 3.0 Mbps <u>(MercNet 3.0)</u> | <u>USOC</u> | <u>MONTHLY</u> | <u>12 MOS</u> | <u>36 MOS.</u> | <u>60 MOS.</u> |
|------------------------------------|-------------|----------------|---------------|----------------|----------------|
| Zone 1 | TZGA1 | \$ 290.00 | \$ 290.00 | \$ 258.00 | \$ 244.42 |
| Zone 2 | TZGA2 | \$ 290.00 | \$ 290.00 | \$ 258.00 | \$ 244.42 |
| Zone 3 | TZGA3 | \$ 290.00 | \$ 290.00 | \$ 258.00 | \$ 244.42 |

| - 4.5 Mbps <u>(MercNet 4.5)</u> | <u>USOC</u> | <u>MONTHLY</u> | <u>12 MOS</u> | <u>36 MOS.</u> | <u>60 MOS.</u> |
|------------------------------------|-------------|----------------|---------------|----------------|----------------|
| Zone 1 | TZGA1 | \$ 435.00 | \$ 435.00 | \$ 387.00 | \$ 366.63 |
| Zone 2 | TZGA2 | \$ 435.00 | \$ 435.00 | \$ 387.00 | \$ 366.63 |
| Zone 3 | TZGA3 | \$ 435.00 | \$ 435.00 | \$ 387.00 | \$ 366.63 |

| - 6.0 Mbps <u>(MercNet 6.0)</u> | <u>USOC</u> | <u>MONTHLY</u> | <u>12 MOS</u> | <u>36 MOS.</u> | <u>60 MOS.</u> |
|------------------------------------|-------------|----------------|---------------|----------------|----------------|
| Zone 1 | TZGA1 | \$ 580.00 | \$ 580.00 | \$ 516.00 | \$ 488.84 |
| Zone 2 | TZGA2 | \$ 580.00 | \$ 580.00 | \$ 516.00 | \$ 488.84 |
| Zone 3 | TZGA3 | \$ 580.00 | \$ 580.00 | \$ 516.00 | \$ 488.84 |

* One Year Minimum on all features and functions.

(This page filed under transmittal No. 874)

Issued: November 16, 2012

Effective: November 17, 2012

Vice President
 221 East Fourth Street
 Cincinnati, Ohio 45202

ACCESS SERVICE

7. Special Access Service (Cont'd)7.5 Rates and Charges7.5.9 High Capacity Service(A) Channel Termination (Cont'd) *

- MercNET 45/STS-1

| <u>1st Chan.</u> | <u>USOC</u> | <u>MONTHLY</u> | <u>12 MOS</u> | <u>24 MOS.</u> | <u>36 MOS.</u> | <u>48 MOS.</u> | <u>60 MOS.</u> | <u>84 MOS.</u> |
|------------------|-------------|----------------|---------------|----------------|----------------|----------------|----------------|----------------|
| <u>Term.</u> | | | | | | | | |
| Zone 1 | TZGB1 | \$ 750.00 | \$ 750.00 | \$ 725.00 (N) | \$ 700.00 | \$ 677.00 (N) | \$ 654.00 | \$ 600.00 (N) |
| Zone 2 | TZGB2 | \$ 750.00 | \$ 750.00 | \$ 725.00 (N) | \$ 700.00 | \$ 677.00 (N) | \$ 654.00 | \$ 600.00 (N) |
| Zone 3 | TZGB3 | \$ 750.00 | \$ 750.00 | \$ 725.00 (N) | \$ 700.00 | \$ 677.00 (N) | \$ 654.00 | \$ 600.00 (N) |

2nd Chan.

| | | | | | | | | |
|--------------|-------|-----------|-----------|---------------|-----------|---------------|-----------|---------------|
| <u>Term.</u> | | | | | | | | |
| Zone 1 | TZGC1 | \$ 750.00 | \$ 750.00 | \$ 725.00 (N) | \$ 700.00 | \$ 677.00 (N) | \$ 654.00 | \$ 600.00 (N) |
| Zone 2 | TZGC2 | \$ 750.00 | \$ 750.00 | \$ 725.00 (N) | \$ 700.00 | \$ 677.00 (N) | \$ 654.00 | \$ 600.00 (N) |
| Zone 3 | TZGC3 | \$ 750.00 | \$ 750.00 | \$ 725.00 (N) | \$ 700.00 | \$ 677.00 (N) | \$ 654.00 | \$ 600.00 (N) |

3rd Chan.

| | | | | | | | | |
|--------------|-------|-----------|-----------|---------------|-----------|---------------|-----------|---------------|
| <u>Term.</u> | | | | | | | | |
| Zone 1 | TZGD1 | \$ 750.00 | \$ 750.00 | \$ 725.00 (N) | \$ 700.00 | \$ 677.00 (N) | \$ 654.00 | \$ 600.00 (N) |
| Zone 2 | TZGD2 | \$ 750.00 | \$ 750.00 | \$ 725.00 (N) | \$ 700.00 | \$ 677.00 (N) | \$ 654.00 | \$ 600.00 (N) |
| Zone 3 | TZGD3 | \$ 750.00 | \$ 750.00 | \$ 725.00 (N) | \$ 700.00 | \$ 677.00 (N) | \$ 654.00 | \$ 600.00 (N) |

- MercNET 45

12 Pack Arrangement/CT

| | | | | | | | | |
|--------|-------|-----------|-----------|---------------|-----------|---------------|-----------|---------------|
| Zone 1 | HZ4P1 | \$ 725.00 | \$ 725.00 | \$ 725.00 (N) | \$ 700.00 | \$ 677.00 (N) | \$ 650.43 | \$ 600.00 (N) |
| Zone 2 | HZ4P2 | \$ 725.00 | \$ 725.00 | \$ 725.00 (N) | \$ 700.00 | \$ 677.00 (N) | \$ 650.43 | \$ 600.00 (N) |
| Zone 3 | HZ4P3 | \$ 725.00 | \$ 725.00 | \$ 725.00 (N) | \$ 700.00 | \$ 677.00 (N) | \$ 650.43 | \$ 600.00 (N) |

* One Year Minimum on all features and functions.

(This page filed under transmittal No. 874)

Issued: November 16, 2012

Effective: November 17, 2012

Vice President
221 East Fourth Street
Cincinnati, Ohio 45202

ACCESS SERVICE

7. Special Access Service (Cont'd)7.5 Rates and Charges (Cont'd)7.5.9 High Capacity Service (Cont'd)*

| | | | <u>Monthly Rates</u> | | | |
|--|----------------------|----------------------|----------------------|-----------------|----------------|--|
| | | <u>USOC**</u> | <u>Fixed</u> | <u>Per Mile</u> | | |
| (B) | Channel Mileage | | | | | |
| (1) 64 kbps | | | | | | |
| | | <u>Mileage Bands</u> | | | | |
| | | 0*** | 1L5TC | \$45.08 | None | |
| Over | 0 to 4 | | 1L5XX | ICB | ICB | |
| Over | 4 to 8 | | 1L5XX | ICB | ICB | |
| Over | 8 to 25 | | 1L5XX | ICB | ICB | |
| Over | 25 | | 1L5XX | ICB | ICB | |
| (2) 1.544 Mbps (MercNET 1.5) Monthly, Optional Payment Plan and Discount Commitment <u>Program Mileage Bands</u> | | | | | | |
| | | | <u>Monthly Rates</u> | <u>Fixed</u> | | |
| | | <u>USOC***</u> | <u>Monthly</u> | <u>12 Mos.</u> | <u>24 Mos.</u> | |
| | | | | <u>36 Mos.</u> | <u>48 Mos.</u> | |
| | | | | <u>60 Mos.</u> | <u>84 Mos.</u> | |
| (a) | Zone - 1 | | | | | |
| | <u>Mileage Bands</u> | | | | | |
| | 0 | 1YBA1 | None | | | |
| Over | 0 to 4 | 1YBA1 | \$110.00 | \$110.00 | \$ 97.75 (N) | |
| Over | 4 to 8 | 1YBA1 | \$110.00 | \$110.00 | \$ 97.75 (N) | |
| Over | 8 to 25 | 1YBA1 | \$110.00 | \$110.00 | \$ 97.75 (N) | |
| Over | 25 | 1YBA1 | \$110.00 | \$110.00 | \$ 97.75 (N) | |
| | | | | \$ 85.50 | \$ 83.25 (N) | |
| | | | | \$ 81.00 | \$ 73.00 (N) | |
| (b) | Zone - 2 | | | | | |
| | <u>Mileage Bands</u> | | | | | |
| | 0 | 1YBA2 | None | | | |
| Over | 0 to 4 | 1YBA2 | \$110.00 | \$110.00 | \$ 97.75 (N) | |
| Over | 4 to 8 | 1YBA2 | \$110.00 | \$110.00 | \$ 97.75 (N) | |
| Over | 8 to 25 | 1YBA2 | \$110.00 | \$110.00 | \$ 97.75 (N) | |
| Over | 25 | 1YBA2 | \$110.00 | \$110.00 | \$ 97.75 (N) | |
| | | | | \$ 85.50 | \$ 83.25 (N) | |
| | | | | \$ 81.00 | \$ 73.00 (N) | |

* One Year Minimum on all features and functions.

** When service is provided by multiple companies use USOC: CM6 for Fixed-Channel Mileage and USOC: ZYBA+ for Per Mile-Channel Mileage for all

Mileage Bands.

*** Applies to through connections of 2.4, 4.8, 9.6, 56.0, 64, 112, 128, 192, 256, 320, 384, 512 kbps.

ICB rates and charges are filed in 7.6 following.

(This page filed under Transmittal No. 874)

Issued: November 16, 2012

Effective: November 17, 2012

Vice President
221 East Fourth Street
Cincinnati, Ohio 45202

ACCESS SERVICE

7. Special Access Service (Cont'd)7.5 Rates and Charges (Cont'd)7.5.9 High Capacity Service (Cont'd)*

(B) Channel Mileage (Cont'd)

(2) 1.544 Mbps (MercNET 1.5) (Cont'd)

| Monthly, Optional Payment Plan and Discount Commitment Program Mileage Bands | | | | Monthly Rates | | | | | |
|---|-------|-------------|-------------|---------------|-------------|----------|-------------|----------|---------|
| | | | | Fixed | | | | | |
| USOC** Monthly | | | | 12 Mos. | 24 Mos. | 36 Mos. | 48 Mos. | 60 Mos. | 84 Mos. |
| (c) Zone - 3 | | | | | | | | | |
| Mileage Bands | | | | | | | | | |
| 0 | 1YBA3 | None | | | | | | | |
| Over 0 to 4 | 1YBA3 | \$110.00 | \$110.00 | \$ 97.75 | \$ 85.50 | \$ 83.25 | \$ 81.00 | \$ 73.00 | |
| Over 4 to 8 | 1YBA3 | \$110.00 | \$110.00 | \$ 97.75 | \$ 85.50 | \$ 83.25 | \$ 81.00 | \$ 73.00 | |
| Over 8 to 25 | 1YBA3 | \$110.00 | \$110.00 | \$ 97.75 | \$ 85.50 | \$ 83.25 | \$ 81.00 | \$ 73.00 | |
| Over 25 | 1YBA3 | \$110.00 | \$110.00 | \$ 97.75 | \$ 85.50 | \$ 83.25 | \$ 81.00 | \$ 73.00 | |
| Per Mile | | | | | | | | | |
| USOC** Monthly | | | | 12 Mos. | 24 Mos. | 36 Mos. | 48 Mos. | 60 Mos. | 84 Mos. |
| (a) Zone - 1 | | | | | | | | | |
| Mileage Bands | | | | | | | | | |
| 0 | 1YBA1 | None | | | | | | | |
| Over 0 to 4 | 1YBA1 | \$ 6.72 (R) | \$ 6.72 (R) | \$ 5.61 | \$ 4.58 (R) | \$ 4.47 | \$ 4.35 (R) | \$ 3.92 | |
| Over 4 to 8 | 1YBA1 | \$ 6.72 (R) | \$ 6.72 (R) | \$ 5.61 | \$ 4.58 (R) | \$ 4.47 | \$ 4.35 (R) | \$ 3.92 | |
| Over 8 to 25 | 1YBA1 | \$ 6.72 (R) | \$ 6.72 (R) | \$ 5.61 | \$ 4.58 (R) | \$ 4.47 | \$ 4.35 (R) | \$ 3.92 | |
| Over 25 | 1YBA1 | \$ 6.72 (R) | \$ 6.72 (R) | \$ 5.61 | \$ 4.58 (R) | \$ 4.47 | \$ 4.35 (R) | \$ 3.92 | |
| (b) Zone - 2 | | | | | | | | | |
| Mileage Bands | | | | | | | | | |
| 0 | 1YBA2 | None | | | | | | | |
| Over 0 to 4 | 1YBA2 | \$ 6.72 (R) | \$ 6.72 (R) | \$ 5.61 | \$ 4.58 (R) | \$ 4.47 | \$ 4.35 (R) | \$ 3.92 | |
| Over 4 to 8 | 1YBA2 | \$ 6.72 (R) | \$ 6.72 (R) | \$ 5.61 | \$ 4.58 (R) | \$ 4.47 | \$ 4.35 (R) | \$ 3.92 | |
| Over 8 to 25 | 1YBA2 | \$ 6.72 (R) | \$ 6.72 (R) | \$ 5.61 | \$ 4.58 (R) | \$ 4.47 | \$ 4.35 (R) | \$ 3.92 | |
| Over 25 | 1YBA2 | \$ 6.72 (R) | \$ 6.72 (R) | \$ 5.61 | \$ 4.58 (R) | \$ 4.47 | \$ 4.35 (R) | \$ 3.92 | |
| (c) Zone - 3 | | | | | | | | | |
| Mileage Bands | | | | | | | | | |
| 0 | 1YBA3 | None | | | | | | | |
| Over 0 to 4 | 1YBA3 | \$ 6.72 (R) | \$ 6.72 (R) | \$ 5.61 | \$ 4.58 (R) | \$ 4.47 | \$ 4.35 (R) | \$ 3.92 | |
| Over 4 to 8 | 1YBA3 | \$ 6.72 (R) | \$ 6.72 (R) | \$ 5.61 | \$ 4.58 (R) | \$ 4.47 | \$ 4.35 (R) | \$ 3.92 | |
| Over 8 to 25 | 1YBA3 | \$ 6.72 (R) | \$ 6.72 (R) | \$ 5.61 | \$ 4.58 (R) | \$ 4.47 | \$ 4.35 (R) | \$ 3.92 | |
| Over 25 | 1YBA3 | \$ 6.72 (R) | \$ 6.72 (R) | \$ 5.61 | \$ 4.58 (R) | \$ 4.47 | \$ 4.35 (R) | \$ 3.92 | |

* One Year Minimum on all features and functions.

** When service is provided by multiple companies use USOC: CM6 for Fixed-Channel Mileage and USOC: ZYBA+ for Per Mile-Channel Mileage for all Mileage Bands.

(This page filed under Transmittal No. 880)

Issued: September 16, 2013

Effective: October 1, 2013

Vice President
221 East Fourth Street
Cincinnati, Ohio 45202

ACCESS SERVICE

7. Special Access Service (Cont'd)
 7.5 Rates and Charges (Cont'd)
 7.5.9 High Capacity Service (Cont'd)*

(B) Channel Mileage (Cont'd)

(3) 3.0 Mbps (MercNET 3.0)

Monthly, Optional
 Payment Plan and
 Discount Commitment
Program Mileage Bands

| <u>Program Mileage Bands</u> | | | <u>Monthly Rates</u> | | | |
|------------------------------|-------|--------------|----------------------|----------------|----------------|----------------|
| | | <u>USOC*</u> | <u>Monthly</u> | <u>Fixed</u> | | |
| | | | | <u>12 Mos.</u> | <u>36 Mos.</u> | <u>60 Mos.</u> |
| (a) Zone - 1 | | | | | | |
| <u>Mileage Bands</u> | | | | | | |
| 0 | 1YBA1 | None | | | | |
| Over 0 to 4 | 1YBA1 | \$220.00 | \$220.00 (N) | \$171.00 | \$162.00 | |
| Over 4 to 8 | 1YBA1 | \$220.00 | \$220.00 (N) | \$171.00 | \$162.00 | |
| Over 8 to 25 | 1YBA1 | \$220.00 | \$220.00 (N) | \$171.00 | \$162.00 | |
| Over 25 | 1YBA1 | \$220.00 | \$220.00 (N) | \$171.00 | \$162.00 | |
| (b) Zone - 2 | | | | | | |
| <u>Mileage Bands</u> | | | | | | |
| 0 | 1YBA2 | None | | | | |
| Over 0 to 4 | 1YBA2 | \$220.00 | \$220.00 (N) | \$171.00 | \$162.00 | |
| Over 4 to 8 | 1YBA2 | \$220.00 | \$220.00 (N) | \$171.00 | \$162.00 | |
| Over 8 to 25 | 1YBA2 | \$220.00 | \$220.00 (N) | \$171.00 | \$162.00 | |
| Over 25 | 1YBA2 | \$220.00 | \$220.00 (N) | \$171.00 | \$162.00 | |
| (c) Zone - 3 | | | | | | |
| <u>Mileage Bands</u> | | | | | | |
| 0 | 1YBA3 | None | | | | |
| Over 0 to 4 | 1YBA3 | \$220.00 | \$220.00 (N) | \$171.00 | \$162.00 | |
| Over 4 to 8 | 1YBA3 | \$220.00 | \$220.00 (N) | \$171.00 | \$162.00 | |
| Over 8 to 25 | 1YBA3 | \$220.00 | \$220.00 (N) | \$171.00 | \$162.00 | |
| Over 25 | 1YBA3 | \$220.00 | \$220.00 (N) | \$171.00 | \$162.00 | |

* One Year Minimum on all features and functions.

** When service is provided by multiple companies use USOC: CM6 for Fixed-Channel Mileage and USOC: ZYBA+ for Per Mile-Channel Mileage for all Mileage Bands.

(This page filed under Transmittal No. 852)

Issued: October 12, 2010

Effective: October 13, 2010

Vice President
 201 East Fourth Street
 Cincinnati, Ohio 45202

ACCESS SERVICE

7. Special Access Service (Cont'd)7.5 Rates and Charges (Cont'd)7.5.9 High Capacity Service (Cont'd)*

(B) Channel Mileage (Cont'd)

(3) 3.0 Mbps (MercNET 3.0) (Cont'd)

| | | USOC** | Monthly | Per Mile | | |
|-----|----------------------|--------|----------|--------------|---------|---------|
| | | | | 12 Mos. | 36 Mos. | 60 Mos. |
| (a) | Zone - 1 | | | | | |
| | <u>Mileage Bands</u> | | | | | |
| | 0 | 1YBA1 | None | | | |
| | Over 0 to 4 | 1YBA1 | \$ 13.28 | \$ 13.28 (N) | \$ 9.32 | \$ 8.84 |
| | Over 4 to 8 | 1YBA1 | \$ 13.28 | \$ 13.28 (N) | \$ 9.32 | \$ 8.84 |
| | Over 8 to 25 | 1YBA1 | \$ 13.28 | \$ 13.28 (N) | \$ 9.32 | \$ 8.84 |
| | Over 25 | 1YBA1 | \$ 13.28 | \$ 13.28 (N) | \$ 9.32 | \$ 8.84 |
| (b) | Zone - 2 | | | | | |
| | <u>Mileage Bands</u> | | | | | |
| | 0 | 1YBA2 | None | | | |
| | Over 0 to 4 | 1YBA2 | \$ 13.28 | \$ 13.28 (N) | \$ 9.32 | \$ 8.84 |
| | Over 4 to 8 | 1YBA2 | \$ 13.28 | \$ 13.28 (N) | \$ 9.32 | \$ 8.84 |
| | Over 8 to 25 | 1YBA2 | \$ 13.28 | \$ 13.28 (N) | \$ 9.32 | \$ 8.84 |
| | Over 25 | 1YBA2 | \$ 13.28 | \$ 13.28 (N) | \$ 9.32 | \$ 8.84 |
| (c) | Zone - 3 | | | | | |
| | <u>Mileage Bands</u> | | | | | |
| | 0 | 1YBA3 | None | | | |
| | Over 0 to 4 | 1YBA3 | \$ 13.28 | \$ 13.28 (N) | \$ 9.32 | \$ 8.84 |
| | Over 4 to 8 | 1YBA3 | \$ 13.28 | \$ 13.28 (N) | \$ 9.32 | \$ 8.84 |
| | Over 8 to 25 | 1YBA3 | \$ 13.28 | \$ 13.28 (N) | \$ 9.32 | \$ 8.84 |
| | Over 25 | 1YBA3 | \$ 13.28 | \$ 13.28 (N) | \$ 9.32 | \$ 8.84 |

* One Year Minimum on all features and functions.

** When service is provided by multiple companies use USOC: CM6 for Fixed-Channel Mileage and USOC: ZYBA+ for Per Mile-Channel Mileage for all Mileage Bands.

(This page filed under Transmittal No. 852)

Issued: October 12, 2010

Effective: October 13, 2010

Vice President
201 East Fourth Street
Cincinnati, Ohio 45202

ACCESS SERVICE

7. Special Access Service (Cont'd)
 7.5 Rates and Charges (Cont'd)
 7.5.9 High Capacity Service (Cont'd)*

(B) Channel Mileage (Cont'd)

(4) 4.5 Mbps (MercNET 4.5)

Monthly, Optional

Payment Plan and

Discount Commitment

Program Mileage BandsMonthly RatesFixed

| | | <u>USOC**</u> | <u>Monthly</u> | <u>12 Mos.</u> | <u>36 Mos.</u> | <u>60 Mos.</u> |
|--------------|----------------------|---------------|----------------|----------------|----------------|----------------|
| (a) Zone - 1 | | | | | | |
| | <u>Mileage Bands</u> | | | | | |
| | 0 | 1YBA1 | None | | | |
| | Over 0 to 4 | 1YBA1 | \$330.00 | \$330.00 (N) | \$256.50 | \$243.00 |
| | Over 4 to 8 | 1YBA1 | \$330.00 | \$330.00 (N) | \$256.50 | \$243.00 |
| | Over 8 to 25 | 1YBA1 | \$330.00 | \$330.00 (N) | \$256.50 | \$243.00 |
| | Over 25 | 1YBA1 | \$330.00 | \$330.00 (N) | \$256.50 | \$243.00 |
| (b) Zone - 2 | | | | | | |
| | <u>Mileage Bands</u> | | | | | |
| | 0 | 1YBA2 | None | | | |
| | Over 0 to 4 | 1YBA2 | \$330.00 | \$330.00 (N) | \$256.50 | \$243.00 |
| | Over 4 to 8 | 1YBA2 | \$330.00 | \$330.00 (N) | \$256.50 | \$243.00 |
| | Over 8 to 25 | 1YBA2 | \$330.00 | \$330.00 (N) | \$256.50 | \$243.00 |
| | Over 25 | 1YBA2 | \$330.00 | \$330.00 (N) | \$256.50 | \$243.00 |
| (c) Zone - 3 | | | | | | |
| | <u>Mileage Bands</u> | | | | | |
| | 0 | 1YBA3 | None | | | |
| | Over 0 to 4 | 1YBA3 | \$330.00 | \$330.00 (N) | \$256.50 | \$243.00 |
| | Over 4 to 8 | 1YBA3 | \$330.00 | \$330.00 (N) | \$256.50 | \$243.00 |
| | Over 8 to 25 | 1YBA3 | \$330.00 | \$330.00 (N) | \$256.50 | \$243.00 |
| | Over 25 | 1YBA3 | \$330.00 | \$330.00 (N) | \$256.50 | \$243.00 |

* One Year Minimum on all features and functions.

* When service is provided by multiple companies use USOC: CM6 for Fixed-Channel Mileage and USOC: ZYBA+ for Per Mile-Channel Mileage for all Mileage Bands.

(This page filed under Transmittal No. 852)

Issued: October 12, 2010

Effective: October 13, 2010

Vice President
 201 East Fourth Street
 Cincinnati, Ohio 45202

ACCESS SERVICE

7. Special Access Service (Cont'd)
 7.5 Rates and Charges (Cont'd)
 7.5.9 High Capacity Service (Cont'd)*

- (B) Channel Mileage (Cont'd)
 (4) 4.5 Mbps (MercNET 1.5) (Cont'd)

| | | | <u>Per Mile</u> | | | |
|-----|----------------------|---------------|-----------------|----------------|----------------|----------------|
| | | <u>USOC**</u> | <u>Monthly</u> | <u>12 Mos.</u> | <u>36 Mos.</u> | <u>60 Mos.</u> |
| (a) | Zone - 1 | | | | | |
| | <u>Mileage Bands</u> | | | | | |
| | 0 | 1YBA1 | None | | | |
| | Over 0 to 4 | 1YBA1 | \$ 19.92 | \$ 19.92 (N) | \$ 13.98 | \$ 13.26 |
| | Over 4 to 8 | 1YBA1 | \$ 19.92 | \$ 19.92 (N) | \$ 13.98 | \$ 13.26 |
| | Over 8 to 25 | 1YBA1 | \$ 19.92 | \$ 19.92 (N) | \$ 13.98 | \$ 13.26 |
| | Over 25 | 1YBA1 | \$ 19.92 | \$ 19.92 (N) | \$ 13.98 | \$ 13.26 |
| (b) | Zone - 2 | | | | | |
| | <u>Mileage Bands</u> | | | | | |
| | 0 | 1YBA2 | None | | | |
| | Over 0 to 4 | 1YBA2 | \$ 19.92 | \$ 19.92 (N) | \$ 13.98 | \$ 13.26 |
| | Over 4 to 8 | 1YBA2 | \$ 19.92 | \$ 19.92 (N) | \$ 13.98 | \$ 13.26 |
| | Over 8 to 25 | 1YBA2 | \$ 19.92 | \$ 19.92 (N) | \$ 13.98 | \$ 13.26 |
| | Over 25 | 1YBA2 | \$ 19.92 | \$ 19.92 (N) | \$ 13.98 | \$ 13.26 |
| (c) | Zone - 3 | | | | | |
| | <u>Mileage Bands</u> | | | | | |
| | 0 | 1YBA3 | None | | | |
| | Over 0 to 4 | 1YBA3 | \$ 19.92 | \$ 19.92 (N) | \$ 13.98 | \$ 13.26 |
| | Over 4 to 8 | 1YBA3 | \$ 19.92 | \$ 19.92 (N) | \$ 13.98 | \$ 13.26 |
| | Over 8 to 25 | 1YBA3 | \$ 19.92 | \$ 19.92 (N) | \$ 13.98 | \$ 13.26 |
| | Over 25 | 1YBA3 | \$ 19.92 | \$ 19.92 (N) | \$ 13.98 | \$ 13.26 |

* One Year Minimum on all features and functions.

** When service is provided by multiple companies use USOC: CM6 for Fixed-Channel Mileage and USOC: ZYBA+ for Per Mile-Channel Mileage for all Mileage Bands.

(This page filed under Transmittal No. 852)

Issued: October 12, 2010

Effective: October 13, 2010

Vice President
 201 East Fourth Street
 Cincinnati, Ohio 45202

ACCESS SERVICE

7. Special Access Service (Cont'd)
 7.5 Rates and Charges (Cont'd)
 7.5.9 High Capacity Service (Cont'd)*

(B) Channel Mileage (Cont'd)

(2) 6.0 Mbps (MercNET 6.0)

Monthly, Optional

Payment Plan and

Discount Commitment

Program Mileage BandsMonthly RatesFixed

| | | <u>USOC**</u> | <u>Monthly</u> | <u>12 Mos.</u> | <u>36 Mos.</u> | <u>60 Mos.</u> |
|--------------|----------------------|---------------|----------------|----------------|----------------|----------------|
| (a) Zone - 1 | | | | | | |
| | <u>Mileage Bands</u> | | | | | |
| | 0 | 1YBA1 | None | | | |
| | Over 0 to 4 | 1YBA1 | \$440.00 | \$440.00 (N) | \$342.00 | \$324.00 |
| | Over 4 to 8 | 1YBA1 | \$440.00 | \$440.00 (N) | \$342.00 | \$324.00 |
| | Over 8 to 25 | 1YBA1 | \$440.00 | \$440.00 (N) | \$342.00 | \$324.00 |
| | Over 25 | 1YBA1 | \$440.00 | \$440.00 (N) | \$342.00 | \$324.00 |
| (b) Zone - 2 | | | | | | |
| | <u>Mileage Bands</u> | | | | | |
| | 0 | 1YBA2 | None | | | |
| | Over 0 to 4 | 1YBA2 | \$440.00 | \$440.00 (N) | \$342.00 | \$324.00 |
| | Over 4 to 8 | 1YBA2 | \$440.00 | \$440.00 (N) | \$342.00 | \$324.00 |
| | Over 8 to 25 | 1YBA2 | \$440.00 | \$440.00 (N) | \$342.00 | \$324.00 |
| | Over 25 | 1YBA2 | \$440.00 | \$440.00 (N) | \$342.00 | \$324.00 |
| (c) Zone - 3 | | | | | | |
| | <u>Mileage Bands</u> | | | | | |
| | 0 | 1YBA3 | None | | | |
| | Over 0 to 4 | 1YBA3 | \$440.00 | \$440.00 (N) | \$342.00 | \$324.00 |
| | Over 4 to 8 | 1YBA3 | \$440.00 | \$440.00 (N) | \$342.00 | \$324.00 |
| | Over 8 to 25 | 1YBA3 | \$440.00 | \$440.00 (N) | \$342.00 | \$324.00 |
| | Over 25 | 1YBA3 | \$440.00 | \$440.00 (N) | \$342.00 | \$324.00 |

* One Year Minimum on all features and functions.

** When service is provided by multiple companies use USOC: CM6 for Fixed-Channel Mileage and USOC: ZYBA+ for Per Mile-Channel Mileage for all Mileage Bands.

(This page filed under Transmittal No. 852)

Issued: October 12, 2010

Effective: October 13, 2010

Vice President
 201 East Fourth Street
 Cincinnati, Ohio 45202

ACCESS SERVICE

7. Special Access Service (Cont'd)
 7.5 Rates and Charges (Cont'd)
 7.5.9 High Capacity Service (Cont'd)*

- (B) Channel Mileage (Cont'd)
 (5) 6.0 Mbps (MercNET 6.0) (Cont'd)

| | | | <u>Per Mile</u> | | | |
|----------------------|---------|---------------|-----------------|----------------|----------------|----------------|
| | | <u>USOC**</u> | <u>Monthly</u> | <u>12 Mos.</u> | <u>36 Mos.</u> | <u>60 Mos.</u> |
| (a) Zone - 1 | | | | | | |
| <u>Mileage Bands</u> | | | | | | |
| 0 | | 1YBA1 | None | | | |
| Over | 0 to 4 | 1YBA1 | \$ 26.56 | \$ 26.56 (N) | \$ 18.64 | \$ 17.68 |
| Over | 4 to 8 | 1YBA1 | \$ 26.56 | \$ 26.56 (N) | \$ 18.64 | \$ 17.68 |
| Over | 8 to 25 | 1YBA1 | \$ 26.56 | \$ 26.56 (N) | \$ 18.64 | \$ 17.68 |
| Over | 25 | 1YBA1 | \$ 26.56 | \$ 26.56 (N) | \$ 18.64 | \$ 17.68 |
| (b) Zone - 2 | | | | | | |
| <u>Mileage Bands</u> | | | | | | |
| 0 | | 1YBA2 | None | | | |
| Over | 0 to 4 | 1YBA2 | \$ 26.56 | \$ 26.56 (N) | \$ 18.64 | \$ 17.68 |
| Over | 4 to 8 | 1YBA2 | \$ 26.56 | \$ 26.56 (N) | \$ 18.64 | \$ 17.68 |
| Over | 8 to 25 | 1YBA2 | \$ 26.56 | \$ 26.56 (N) | \$ 18.64 | \$ 17.68 |
| Over | 25 | 1YBA2 | \$ 26.56 | \$ 26.56 (N) | \$ 18.64 | \$ 17.68 |
| (c) Zone - 3 | | | | | | |
| <u>Mileage Bands</u> | | | | | | |
| 0 | | 1YBA3 | None | | | |
| Over | 0 to 4 | 1YBA3 | \$ 26.56 | \$ 26.56 (N) | \$ 18.64 | \$ 17.68 |
| Over | 4 to 8 | 1YBA3 | \$ 26.56 | \$ 26.56 (N) | \$ 18.64 | \$ 17.68 |
| Over | 8 to 25 | 1YBA3 | \$ 26.56 | \$ 26.56 (N) | \$ 18.64 | \$ 17.68 |
| Over | 25 | 1YBA3 | \$ 26.56 | \$ 26.56 (N) | \$ 18.64 | \$ 17.68 |

* One Year Minimum on all features and functions.

** When service is provided by multiple companies use USOC: CM6 for Fixed-Channel Mileage and USOC: ZYBA+ for Per Mile-Channel Mileage for all Mileage Bands.

(This page filed under transmittal No. 852)

Issued: October 12, 2010

Effective: October 13, 2010

Vice President
 201 East Fourth Street
 Cincinnati, Ohio 45202

ACCESS SERVICE

7. Special Access Service (Cont'd)7.5 Rates and Charges (Cont'd)7.5.9 High Capacity Service (Cont'd)*

| | USOC** | <u>Monthly Rates</u> | |
|------------------------------|--------|----------------------|-----------------|
| | | <u>Fixed</u> | <u>Per Mile</u> |
| (B) Channel Mileage (Cont'd) | | | |
| (4) 3.152 and 6.312 Mbps | | | |

Mileage Bands

| | | | |
|--------------|-------|------|------|
| 0 | 1L0++ | None | None |
| Over 0 to 4 | 1L0++ | ICB | ICB |
| Over 4 to 8 | 1L0++ | ICB | ICB |
| Over 8 to 25 | 1L0++ | ICB | ICB |
| Over 25 | 1L0++ | ICB | ICB |

(5) MercNET 45/STS-1

Monthly, Optional Payment
Plan and Discount
Commitment Program and
Mileage Bands

| | | | <u>Fixed</u> | | | | | | | |
|----------------------|---------|-------|----------------|----------------|----------------|----------------|----------------|----------------|----------------|----------------|
| | | | <u>USOC***</u> | <u>Monthly</u> | <u>12 Mos.</u> | <u>24 Mos.</u> | <u>36 Mos.</u> | <u>48 Mos.</u> | <u>60 Mos.</u> | <u>84 Mos.</u> |
| (a) Zone - 1 | | | | | | | | | | |
| <u>Mileage Bands</u> | | | | | | | | | | |
| | 0 | 1YBB1 | None | | | | | | | |
| Over | 0 to 4 | 1YBB1 | \$490.00 | \$490.00 | \$390.00 (N) | \$290.00 | \$265.00 (N) | \$240.00 | \$216.00 (N) | |
| Over | 4 to 8 | 1YBB1 | \$490.00 | \$490.00 | \$390.00 (N) | \$290.00 | \$265.00 (N) | \$240.00 | \$216.00 (N) | |
| Over | 8 to 25 | 1YBB1 | \$490.00 | \$490.00 | \$390.00 (N) | \$290.00 | \$265.00 (N) | \$240.00 | \$216.00 (N) | |
| Over | 25 | 1YBB1 | \$490.00 | \$490.00 | \$390.00 (N) | \$290.00 | \$265.00 (N) | \$240.00 | \$216.00 (N) | |
| (b) Zone - 2 | | | | | | | | | | |
| | | | <u>USOC***</u> | <u>Monthly</u> | <u>12 Mos.</u> | <u>24 Mos.</u> | <u>36 Mos.</u> | <u>48 Mos.</u> | <u>60 Mos.</u> | <u>84 Mos.</u> |
| <u>Mileage Bands</u> | | | | | | | | | | |
| | 0 | 1YBB2 | None | | | | | | | |
| Over | 0 to 4 | 1YBB2 | \$490.00 | \$490.00 | \$390.00 (N) | \$290.00 | \$265.00 (N) | \$240.00 | \$216.00 (N) | |
| Over | 4 to 8 | 1YBB2 | \$490.00 | \$490.00 | \$390.00 (N) | \$290.00 | \$265.00 (N) | \$240.00 | \$216.00 (N) | |
| Over | 8 to 25 | 1YBB2 | \$490.00 | \$490.00 | \$390.00 (N) | \$290.00 | \$265.00 (N) | \$240.00 | \$216.00 (N) | |
| Over | 25 | 1YBB2 | \$490.00 | \$490.00 | \$390.00 (N) | \$290.00 | \$265.00 (N) | \$240.00 | \$216.00 (N) | |

* One Year Minimum on all features and functions.

** When service is provided by multiple companies use USOC: CM6 for Fixed-Channel Mileage and USOC: ZYBB+ for Per Mile-Channel Mileage for all Mileage Bands.

ICB rates and charges are filed in 7.6 following.

(This page filed under transmittal No. 874)

Issued: November 16, 2012

Effective: November 17, 2012

Vice President
221 East Fourth Street
Cincinnati, Ohio 45202

ACCESS SERVICE

7. Special Access Service (Cont'd)7.5 Rates and Charges (Cont'd)7.5.9 High Capacity Service (Cont'd)*

(B) Channel Mileage (Cont'd)

(5) MercNET 45/STS-1 (Cont'd)

Monthly, Optional Payment
Plan and Discount
Commitment Program and
Mileage Bands

| | | | USOC*** | Monthly | 12 Mos. | 24 Mos. | Fixed 36 Mos. | 48 Mos. | 60 Mos. | 84 Mos. |
|----------------------|-------|----------|--------------|--------------|----------|--------------|------------------|--------------|---------|---------|
| | | | (c) Zone - 3 | | | | | | | |
| <u>Mileage Bands</u> | | | | | | | | | | |
| 0 | 1YBB3 | None | | | | | | | | |
| Over 0 to 4 | 1YBB3 | \$490.00 | \$490.00 | \$390.00 (N) | \$290.00 | \$265.00 (N) | \$240.00 | \$216.00 (N) | | |
| Over 4 to 8 | 1YBB3 | \$490.00 | \$490.00 | \$390.00 (N) | \$290.00 | \$265.00 (N) | \$240.00 | \$216.00 (N) | | |
| Over 8 to 25 | 1YBB3 | \$490.00 | \$490.00 | \$390.00 (N) | \$290.00 | \$265.00 (N) | \$240.00 | \$216.00 (N) | | |
| Over 25 | 1YBB3 | \$490.00 | \$490.00 | \$390.00 (N) | \$290.00 | \$265.00 (N) | \$240.00 | \$216.00 (N) | | |

| | | | USOC*** | Monthly | 12 Mos. | 24 Mos. | Per Mile 36 Mos. | 48 Mos. | 60 Mos. | 84 Mos. |
|----------------------|-------|---------|--------------|-------------|---------|-------------|---------------------|-------------|---------|---------|
| | | | (a) Zone - 1 | | | | | | | |
| <u>Mileage Bands</u> | | | | | | | | | | |
| 0 | 1YBB1 | None | | | | | | | | |
| Over 0 to 4 | 1YBB1 | \$ 9.99 | \$ 9.99 | \$ 9.00 (N) | \$ 8.00 | \$ 7.00 (N) | \$ 6.00 | \$ 5.50 (N) | | |
| Over 4 to 8 | 1YBB1 | \$ 9.99 | \$ 9.99 | \$ 9.00 (N) | \$ 8.00 | \$ 7.00 (N) | \$ 6.00 | \$ 5.50 (N) | | |
| Over 8 to 25 | 1YBB1 | \$ 9.99 | \$ 9.99 | \$ 9.00 (N) | \$ 8.00 | \$ 7.00 (N) | \$ 6.00 | \$ 5.50 (N) | | |
| Over 25 | 1YBB1 | \$ 9.99 | \$ 9.99 | \$ 9.00 (N) | \$ 8.00 | \$ 7.00 (N) | \$ 6.00 | \$ 5.50 (N) | | |

| | | | (b) Zone - 2 | | | | | | | |
|----------------------|-------|---------|--------------|-------------|---------|-------------|---------|-------------|--|--|
| <u>Mileage Bands</u> | | | | | | | | | | |
| 0 | 1YBB2 | None | | | | | | | | |
| Over 0 to 4 | 1YBB2 | \$ 9.99 | \$ 9.99 | \$ 9.00 (N) | \$ 8.00 | \$ 7.00 (N) | \$ 6.00 | \$ 5.50 (N) | | |
| Over 4 to 8 | 1YBB2 | \$ 9.99 | \$ 9.99 | \$ 9.00 (N) | \$ 8.00 | \$ 7.00 (N) | \$ 6.00 | \$ 5.50 (N) | | |
| Over 8 to 25 | 1YBB2 | \$ 9.99 | \$ 9.99 | \$ 9.00 (N) | \$ 8.00 | \$ 7.00 (N) | \$ 6.00 | \$ 5.50 (N) | | |
| Over 25 | 1YBB2 | \$ 9.99 | \$ 9.99 | \$ 9.00 (N) | \$ 8.00 | \$ 7.00 (N) | \$ 6.00 | \$ 5.50 (N) | | |

* One Year Minimum on all features and functions.

** When service is provided by multiple companies use USOC: CM6 for Fixed-Channel Mileage and USOC: ZYBB+ for Per Mile-Channel Mileage for all Mileage Bands.

ICB rates and charges are filed in 7.6 following.

(This page filed under transmittal No. 874)

Issued: November 16, 2012

Effective: November 17, 2012

Vice President
221 East Fourth Street
Cincinnati, Ohio 45202

ACCESS SERVICE

7. Special Access Service (Cont'd)7.5 Rates and Charges (Cont'd)7.5.9 High Capacity Service (Cont'd)*

(B) Channel Mileage (Cont'd)

(5) MercNET 45/STS-1 (Cont'd)

Monthly, Optional Payment
Plan and Discount
Commitment Program and
Mileage Bands

| | | | | <u>Per Mile</u> | | | | | | | | | |
|----------------------|---------|----------------|----------------|-----------------|----------------|----------------|----------------|----------------|----------------|--|--|--|--|
| | | <u>USOC***</u> | <u>Monthly</u> | <u>12 Mos.</u> | <u>24 Mos.</u> | <u>36 Mos.</u> | <u>48 Mos.</u> | <u>60 Mos.</u> | <u>84 Mos.</u> | | | | |
| (c) Zone - 3 | | | | | | | | | | | | | |
| <u>Mileage Bands</u> | | | | | | | | | | | | | |
| 0 | | 1YBB3 | None | | | | | | | | | | |
| Over | 0 to 4 | 1YBB3 | \$ 9.99 | \$ 9.99 | \$ 9.00 (N) | \$ 8.00 | \$ 7.00 (N) | \$ 6.00 | \$ 5.50 (N) | | | | |
| Over | 4 to 8 | 1YBB3 | \$ 9.99 | \$ 9.99 | \$ 9.00 (N) | \$ 8.00 | \$ 7.00 (N) | \$ 6.00 | \$ 5.50 (N) | | | | |
| Over | 8 to 25 | 1YBB3 | \$ 9.99 | \$ 9.99 | \$ 9.00 (N) | \$ 8.00 | \$ 7.00 (N) | \$ 6.00 | \$ 5.50 (N) | | | | |
| Over | 25 | 1YBB3 | \$ 9.99 | \$ 9.99 | \$ 9.00 (N) | \$ 8.00 | \$ 7.00 (N) | \$ 6.00 | \$ 5.50 (N) | | | | |

| | | USOC | Monthly Rates | Nonrecurring Charges |
|----------------------|-------|------|---------------|----------------------|
| (6) 274.176 Mbps | | | | |
| <u>Mileage Bands</u> | | | | |
| 01L0++ | | | None | None |
| Over 0 to 4 | 1L0++ | | ICB | ICB |
| Over 4 to 8 | 1L0++ | | ICB | ICB |
| Over 8 to 25 | 1L0++ | | ICB | ICB |
| Over 25 | 1L0++ | | ICB | ICB |

ICB rates and charges are filed in 7.6 following.

* One Year Minimum on all features and functions.

** When service is provided by multiple companies use USOC: CM6 for Fixed-Channel Mileage and USOC: ZYBB+ for Per Mile-Channel Mileage for all Mileage Bands.

*** A channel of this DS1 to the Hub can be used for Digital Data with or without Secondary Channel Capability, Voice Grade, Program Audio, Metallic or WATS Access Line Services.

(This page filed under Transmittal No. 874)

Issued: November 16, 2012

Effective: November 17, 2012

Vice President
221 East Fourth Street
Cincinnati, Ohio 45202

ACCESS SERVICE

7. Special Access Service (Cont'd)7.5 Rates and Charges (Cont'd)7.5.9 High Capacity Service (Cont'd)*(C) Optional Features and
Functions

| | | <u>USOC</u> | | <u>Monthly Rates</u> | <u>Nonrecurring Charges</u> | | | | |
|-------------------------|-------------|----------------|----------------|----------------------|-----------------------------|----------------|----------------|----------------|--|
| (1) Multiplexing | | | | | | | | | |
| DS4 to DS1 | | | | | | | | | |
| - Per arrangement | | MXA++ | | ICB | None | | | | |
| DS3/STS-1 to DS1 | | | | | | | | | |
| - Per arrangement | | | | | | | | | |
| | <u>USOC</u> | <u>Monthly</u> | <u>12 Mos.</u> | <u>24 Mos.</u> | <u>36 Mos.</u> | <u>48 Mos.</u> | <u>60 Mos.</u> | <u>84 Mos.</u> | |
| - Zone - 1 | QM3X1 | \$607.24 | \$607.24 | \$607.24 (N) | \$607.24 | \$607.24 (N) | \$607.24 | \$607.24 (N) | |
| - Zone - 2 | QM3X2 | \$607.24 | \$607.24 | \$607.24 (N) | \$607.24 | \$607.24 (N) | \$607.24 | \$607.24 (N) | |
| - Zone - 3 | QM3X3 | \$607.24 | \$607.24 | \$607.24 (N) | \$607.24 | \$607.24 (N) | \$607.24 | \$607.24 (N) | |
| DS2 to DS1 | | <u>USOC</u> | | <u>Rates</u> | <u>Charges</u> | | | | |
| - Per arrangement | | MXD++ | | ICB | None | | | | |
| DS1C to DS1 | | | | | | | | | |
| - Per arrangement | | MXH++ | | ICB | None | | | | |
| DS1 to Voice** | | | | | | | | | |
| - Per arrangement | | | | | | | | | |
| - Zone - 1 | | QMVX1 | | \$350.00 | None | | | | |
| - Zone - 2 | | QMVX2 | | \$350.00 | None | | | | |
| - Zone - 3 | | QMVX3 | | \$350.00 | None | | | | |
| DS1 to Digital Data*** | | | | | | | | | |
| - Per arrangement | | | | | | | | | |
| - Zone - 1 | | QMKX1 | | \$350.00 | None | | | | |
| - Zone - 2 | | QMKX2 | | \$350.00 | None | | | | |
| - Zone - 3 | | QMKX3 | | \$350.00 | None | | | | |
| DS1 to DSO** | | | | | | | | | |
| - Per arrangement | | QMU | | \$300.00 | None | | | | |
| DSO to Subrates** | | | | | | | | | |
| - Per arrangement | | | | | | | | | |
| - Up to 20 | 2.4 kbps | | | | | | | | |
| services | | QSU24 | | 61.49 | None | | | | |
| - Up to 10 | 4.8 kbps | | | | | | | | |
| services | | QSU48 | | 36.10 | None | | | | |
| - Up to 5 | 9.6 kbps | | | | | | | | |
| services | | QSU96 | | 23.40 | None | | | | |
| OC-3/STM-1 to DS3/STS-1 | | | | | | | | | |
| - Per arrangement | | OC6C3 | | \$3,000.00 | None | | | | |

ICB rates and charges are filed in 7.6 following.

* One Year Minimum on all features and functions.

** A channel(s) of this DS1 to the Hub can be used for Program Audio, Metallic or WATS Access Line Services.

*** A channel of this DS1 to the Hub can be used for Digital Data with or without Secondary Channel Capability, Voice Grade, Program Audio, Metallic or WATS Access Line Services.

(This page filed under Transmittal No. 874)

Issued: November 16, 2012

Effective: November 17, 2012

Vice President
221 East Fourth Street
Cincinnati, Ohio 45202

ACCESS SERVICE

7. Special Access Service (Cont'd)7.5 Rates and Charges (Cont'd)7.5.9 High Capacity Service (Cont'd)*

| | | Monthly | Nonrecurring |
|-------------------------------------|--|---------|--------------|
| (C) Optional Features and Functions | | | |

(2) Alternate Central Office Channel

- Per 1.544 Mbps High Capacity

| | | | |
|------------|-------|----------|------|
| - Zone - 1 | AVXA1 | \$ 71.30 | None |
| - Zone - 2 | AVXA2 | \$ 71.30 | None |
| - Zone - 3 | AVXA3 | \$ 71.30 | None |

- Per 45 Mbps/STS-1 High Capacity

| | | | |
|------------|-------|----------|------|
| - Zone - 1 | AVXB1 | \$200.00 | None |
| - Zone - 2 | AVXB2 | \$200.00 | None |
| - Zone - 3 | AVXB3 | \$200.00 | None |

(3) Service To Service Through Connect Arrangement

- Per 1.544 Mbps High Capacity or DSO

| | | |
|-------|------|------|
| STM1X | None | None |
|-------|------|------|

(4) Clear Channel Capability

- Per High Capacity channel termination

| | | |
|-----|------|------|
| CLR | None | None |
|-----|------|------|

(5) Interoffice Access Diversity (EAD)

- Per 1.544 Mbps or 45 Mbps/STS-1 High Capacity

| | | | |
|------------|-------|----------|------|
| - Zone - 1 | DZQX1 | \$ 12.00 | None |
| - Zone - 2 | DZQX2 | \$ 12.00 | None |
| - Zone - 3 | DZQX3 | \$ 12.00 | None |

(6) Customer Specified Signaling Receive Level

| | | |
|-------|----------|------|
| C6SRL | \$ 40.00 | None |
|-------|----------|------|

(7) Digital Facility Cross-Connection

| | | | |
|---------|-------|----------|------|
| Per DS1 | DXZ01 | \$ 10.57 | None |
| Per DS3 | DXZ03 | \$ 60.78 | None |

(N)

|

(N)

* One Year Minimum on all features and functions.

(This page filed under Transmittal No. 790)

Issued: March 30, 2004

Effective: March 31, 2004

Vice President
201 East Fourth Street
Cincinnati, Ohio 45202

ACCESS SERVICE

7. Special Access Service (Cont'd)7.5 Rates and Charges (Cont'd)7.5.10 Customer Network Reconfiguration Service

| | <u>USOC</u> | <u>Monthly Rates</u> | <u>Nonrecurring Charge</u> |
|--|-------------|--------------------------|--------------------------------|
| A. Service Establishment Charge | | | |
| - Per Database Setup | NRBNS | - | None |
| B. CNRS Port Charges | | | |
| - DS1 Port | PT6 | \$77.07 (I) (x) | None |
| - DSO Port | PT5 | 28.25 (I) (x) | None |
| C. Reconfiguration and/or Database Changes Performed by the Telephone Company | | | |
| - Basic Time, normally scheduled working hours, per half hour or fraction thereof | NRBNR | - | None |
| - Overtime, outside of normally scheduled working hours, per half hour or fraction thereof | NRBNO | - | None |

7.5.11 Special Access Surcharge

| | | |
|--------------------------|--------|-------|
| Special Access Surcharge | | |
| - Per Surcharge Assessed | S25++* | 25.00 |

* In lieu of ++, substitute EX for exempt or AP for applicable.

(x) Issued pursuant to Special Permission No. 95-454.

(This page filed under Transmittal No. 681)

Issued: April 20, 1995

Effective: July 1, 1995

Senior Vice President
201 East Fourth Street
Cincinnati, Ohio 45202

ACCESS SERVICE

7. Special Access Service (Cont'd)
7.5 Rates and Charges (Cont'd)7.5.12 OC-3/STM-1 Service, OC-12/STM-4 Service, OC-48/STM-16 Service and
OC-192/STM-64 Service - Point-to-Point Services
(A) OC-3/STM-1 Service*Recurring Charges
Optional Payment Plan(1) Channel Termination - Per Point of Termination
Terminating Bit Rate 155.52 Mbps (DS1, DS3 Drops)

| USOC | Monthly | 12 Mo. | 24 Mo. | 36 Mo. | 48 Mo. | 60 Mo. | 84 Mo. |
|-------|------------|----------------|----------------|------------|----------------|------------|----------------|
| TMECS | \$1,430.00 | \$1,430.00 (N) | \$1,365.00 (N) | \$1,300.00 | \$1,240.00 (N) | \$1,180.00 | \$1,065.00 (N) |

| | USOC | Monthly | 36 Mo. | 60 Mo. |
|--|-------|----------|----------|----------|
| (1A) Channel Termination** - Per Point of Termination Terminating Bit Rate 155.52 Mbps (OC-3/STM-1 Drops) | TMECX | 2,900.00 | 2,700.00 | 2,500.00 |

| USOC | Monthly | 12 Mo. | 24 Mo. | 36 Mo. | 48 Mo. | 60 Mo. | 84 Mo. |
|------|---------|--------|--------|--------|--------|--------|--------|
|------|---------|--------|--------|--------|--------|--------|--------|

(2) Channel Mileage

| | | | | | | | | |
|------------------------------|-------|----------|--------------|--------------|----------|--------------|----------|--------------|
| - Fixed | 1L5XX | \$400.00 | \$400.00 (N) | \$390.00 (N) | \$380.00 | \$370.00 (N) | \$360.00 | \$340.00 (N) |
| - Per mile at 155.52 Mbps | 1L5XX | 150.00 | 150.00 (N) | 138.00 (N) | 125.00 | 113.00 (N) | 100.00 | 90.00 (N) |

(3) Optional Features
and Functions(a) OC-3/STM-Add/Drop
Multiplexing
Per Arrangement

| | | | | | | | |
|-------|----------|--------------|--------------|--------|------------|--------|------------|
| MXRCX | 1,050.00 | 1,050.00 (N) | 1,023.00 (N) | 995.00 | 988.00 (N) | 980.00 | 960.00 (N) |
|-------|----------|--------------|--------------|--------|------------|--------|------------|

(b) Add/Drop Function

| | | | | | | | | |
|----------------|-------|----------|--------------|--------------|----------|------------|--------|------------|
| Per GigE | MXJJX | 1,100.00 | 1,100.00 (N) | 1,050.00 (N) | 1,000.00 | 950.00 (N) | 900.00 | 830.00 (N) |
| Per 100mg | MXJKX | 250.00 | 250.00 (N) | 238.00 (N) | 225.00 | 213.00 (N) | 200.00 | 180.00 (N) |
| Per 10mg | MXJLX | 80.00 | 80.00 (N) | 78.00 (N) | 75.00 | 73.00 (N) | 70.00 | 65.00 (N) |
| Per OC-3/STM-1 | MXJCX | 200.00 | 200.00 (N) | 175.00 (N) | 150.00 | 143.00 (N) | 135.00 | 125.00 (N) |
| Per DS3 | MXJBX | 80.00 | 80.00 (N) | 78.00 (N) | 75.00 | 73.00 (N) | 70.00 | 65.00 (N) |
| Per DS1 | MXJAX | 50.00 | 50.00 (N) | 48.00 (N) | 45.00 | 43.00 (N) | 40.00 | 35.00 (N) |

| | | | | | | | | |
|--------------------|-----|--------|------------|------------|--------|------------|--------|------------|
| (c) ISP Connection | LVP | 100.00 | 100.00 (N) | 100.00 (N) | 100.00 | 100.00 (N) | 100.00 | 100.00 (N) |
|--------------------|-----|--------|------------|------------|--------|------------|--------|------------|

(d) Private Virtual
Circuit/VLAN

| | | | | | | | |
|-------|-------|-----------|-----------|-------|-----------|-------|-----------|
| PVCAX | 40.00 | 40.00 (N) | 40.00 (N) | 40.00 | 40.00 (N) | 40.00 | 40.00 (N) |
|-------|-------|-----------|-----------|-------|-----------|-------|-----------|

(e) OC-3 to DS1

| | | |
|--------------|-------|----------|
| Multiplexing | MLX11 | 1,800.00 |
|--------------|-------|----------|

* One Year Minimum on all features and functions.

** Grandfathered beginning April 1, 2006. Current customers may maintain their service rate structure until their contract expires. Customers may convert to new rate structure at no charge during their contract term.

(This page filed under Transmittal No. 874)

Issued: November 16, 2012

Effective: November 17, 2012

Vice President
221 East Fourth Street
Cincinnati, Ohio 45202

ACCESS SERVICE

7. Special Access Service (Cont'd)7.5 Rates and Charges (Cont'd)7.5.12 OC-3/STM-1 Service, OC-12/STM-4 Service, OC-48/STM-16 Service and
OC-192/STM-64 Service - Point-to-Point Services (Cont'd)(A) OC-3/STM-1 Service (Cont'd) *(3) Optional Features and
Functions (Cont'd)

| | <u>USOC</u> | <u>Monthly</u> | <u>12 Mo.</u> | <u>24 Mo.</u> | <u>36 Mo.</u> | <u>48 Mo.</u> | <u>60 Mo.</u> | <u>84 Mo.</u> |
|--|-------------|----------------|---------------|---------------|---|---------------|---------------|---------------|
| (c) Cross-Connection of Services OC-3/STM-1 to OC-3/STM-1 Cross-Connect Per Circuit | OCCCX | \$100.00 | 100.00 (N) | 100.00 (N) | 100.00 | 100.00 (N) | 100.00 | 100.00 (N) |
| (d) 1+1 Protection with Route Survivability | | | | | | | | |
| - Per Quarter Route Mile | S2DXY | 20.00 | 20.00 (N) | 20.00 (N) | 20.00 | 20.00 (N) | 20.00 | 20.00 (N) |
| (e) 1+1 Protection with Central Office Survivability | | | | | | | | |
| - Per Quarter Route Mile | S2VXY | 20.00 | 20.00 (N) | 20.00 (N) | 20.00 | 20.00 (N) | 20.00 | 20.00 (N) |
| - Channel Mileage Fixed and Per Mile | | | | | Apply Rates and Charges As 7.5.12A Preceding | | | |

* One Year Minimum on all features and functions.

(This page filed under Transmittal No. 874)

Issued: November 16, 2012

Effective: November 17, 2012

Vice President
221 East Fourth Street
Cincinnati, Ohio 45202

ACCESS SERVICE

7. Special Access Service (Cont'd)7.5 Rates and Charges (Cont'd)7.5.12 OC-3/STM-1 Service, OC-12/STM-4 Service, OC-48/STM-16 Service and OC-192/STM-64 Service - Point-to-Point Services (Cont'd)(B) OC-12/STM-4 Service*Recurring Charges
Optional Payment Plan

(1) Channel Termination - Per Point of Termination

Terminating Bit Rate 622.08 Mbps (DS1, DS3, OC-3/STM-1 Drops)

| <u>USOC</u> | <u>Monthly</u> | <u>12 Mo.</u> | <u>24 Mo.</u> | <u>36 Mo.</u> | <u>48 Mo.</u> | <u>60 Mo.</u> | <u>84 Mo.</u> |
|-------------|----------------|---------------|---------------|---------------|---------------|---------------|----------------|
| TMECS | \$2,900.00 | \$2,900.00 | \$2,750.00 | \$2,600.00 | \$2,523.00 | \$2,445.00 | \$2,250.00 (Z) |

| | | | | |
|----------------------------------|-------|----------------|---------------|---------------|
| (1A) Channel Termination** | USOC | <u>Monthly</u> | <u>36 Mo.</u> | <u>60 Mo.</u> |
| - Per Point of Termination | | | | |
| Terminating Bit Rate 622.08 Mbps | | | | |
| (OC-12/STM-4 Drops) | TMECX | 4,500.00 | 4,250.00 | 4,000.00 |

| <u>USOC</u> | <u>Monthly</u> | <u>12 Mo.</u> | <u>24 Mo.</u> | <u>36 Mo.</u> | <u>48 Mo.</u> | <u>60 Mo.</u> | <u>84 Mo.</u> |
|-------------|----------------|---------------|---------------|---------------|---------------|---------------|---------------|
|-------------|----------------|---------------|---------------|---------------|---------------|---------------|---------------|

(2) Channel Mileage

| | | | | | | | | |
|---------------------------|-------|----------|----------|----------|----------|----------|----------|----------|
| - Fixed | 1L5XX | \$600.00 | \$600.00 | \$575.00 | \$550.00 | \$525.00 | \$500.00 | \$475.00 |
| - Per mile at 622.08 Mbps | 1L5XX | 150.00 | 150.00 | 138.00 | 125.00 | 113.00 | 100.00 | 90.00 |

(3) Optional Features and Functions

(a) OC-3/STM-Add/Drop Multiplexing Per Arrangement

| | | | | | | | |
|-------|----------|----------|----------|----------|----------|----------|----------|
| MXRDX | 2,460.00 | 2,460.00 | 2,275.00 | 2,092.00 | 1,906.00 | 1,720.00 | 1,590.00 |
|-------|----------|----------|----------|----------|----------|----------|----------|

(b) Add/Drop Function

| | | | | | | | | |
|-----------------|-------|----------|----------|----------|----------|--------|--------|--------|
| Per GigE | MXJJX | 1,100.00 | 1,100.00 | 1,050.00 | 1,000.00 | 950.00 | 900.00 | 830.00 |
| Per 100mg | MXJKX | 250.00 | 250.00 | 238.00 | 225.00 | 213.00 | 200.00 | 185.00 |
| Per 10mg | MXJLX | 80.00 | 80.00 | 78.00 | 75.00 | 73.00 | 70.00 | 65.00 |
| Per OC-12/STM-4 | MXJEX | 500.00 | 500.00 | 475.00 | 450.00 | 428.00 | 405.00 | 375.00 |
| Per OC-3/STM-1 | MXJCX | 200.00 | 200.00 | 175.00 | 150.00 | 143.00 | 135.00 | 125.00 |
| Per DS3 | MXJBX | 80.00 | 80.00 | 78.00 | 75.00 | 73.00 | 70.00 | 65.00 |

| | | | | | | | | |
|--------------------|-----|--------|--------|--------|--------|--------|--------|--------|
| (c) ISP Connection | LVP | 100.00 | 100.00 | 100.00 | 100.00 | 100.00 | 100.00 | 100.00 |
|--------------------|-----|--------|--------|--------|--------|--------|--------|--------|

(d) Private Virtual Circuit/VLAN

| | | | | | | | | |
|-------|-------|-------|-------|-------|-------|-------|-------|-------|
| PVCAX | 40.00 | 40.00 | 40.00 | 40.00 | 40.00 | 40.00 | 40.00 | 40.00 |
|-------|-------|-------|-------|-------|-------|-------|-------|-------|

* One Year Minimum on all features and functions.

** Grandfathered beginning April 1, 2006. Current customers may maintain their service rate structure until their contract expires. Customers may convert to new rate structure at no charge during their contract term.

(This page filed under Transmittal No. 875)

Issued: December 17, 2012

Effective: December 20, 2012

Vice president
221 East Fourth Street
Cincinnati, Ohio 45202

ACCESS SERVICE

7. Special Access Service (Cont'd)7.5 Rates and Charges (Cont'd)7.5.12 OC-3/STM-1 Service, OC-12/STM-4 Service, OC-48/STM-16 Service
and OC-192/STM-64 Service - Point-to-Point Services (Cont'd)(B) OC-12/STM-4 Service (Cont'd)*(3) Optional Features and Functions (Cont'd)

| | <u>USOC</u> | <u>Monthly</u> | <u>12 Mo.</u> | <u>24 Mo.</u> | <u>36 Mo.</u> | <u>48 Mo.</u> | <u>60 Mo.</u> | <u>84 Mo.</u> |
|--|-------------|----------------|---------------|---|---------------|---------------|---------------|---------------|
| (c) Cross-Connection of Services OC-12/STM-4 to OC-12/STM-4 Cross-Connect Per Circuit | OCCDX | \$100.00 | 100.00 (N) | 100.00 (N) | 100.00 | 100.00 (N) | 100.00 | 100.00 (N) |
| (d) 1+1 Protection with Route Survivability - Per Quarter Route Mile | S2DXY | 20.00 | 20.00 (N) | 20.00 (N) | 20.00 | 20.00 (N) | 20.00 | 20.00 (N) |
| (e) 1+1 Protection with Central Office Survivability - Per Quarter Route Mile | S2VXY | 20.00 | 20.00 (N) | 20.00 (N) | 20.00 | 20.00 (N) | 20.00 | 20.00 (N) |
| - Channel Mileage Fixed and Per Mile | | | | Apply Rates and Charges As 7.5.12B Preceding | | | | |
| (4) Optical to Electrical DS1 Add/Drop Capability Per OC-3/STM-1 to DS1 Add/Drop | <u>USOC</u> | <u>Monthly</u> | <u>12 Mo.</u> | <u>24 Mo.</u> | <u>36 Mo.</u> | <u>48 Mo.</u> | <u>60 Mo.</u> | <u>84 Mo.</u> |
| | MXJDX | 1,200.00 | 1,200.00 (N) | 1,175.00 (N) | 1,150.00 | 1,125.00 (N) | 1,100.00 | 1,010.00 (N) |
| DS-1 Port at OC-12/STM-4 Node | MXJAX | 50.00 | 50.00 (N) | 48.00 (N) | 45.00 | 43.00 (N) | 40.00 | 35.00 (N) |

* One Year Minimum on all features and functions.

(This page filed under Transmittal No. 874)

Issued: November 16, 2012

Effective: November 17, 2012

Vice President
221 East Fourth Street
Cincinnati, Ohio 45202

ACCESS SERVICE

7. Special Access Service (Cont'd)7.5 Rates and Charges (Cont'd)7.5.12 OC-3/STM-1 Service, OC-12/STM-4 Service, OC-48/STM-16 and
OC-192/STM-64 Service - Point-to-Point Services (Cont'd)
(C) OC-48/STM-16 Service*Recurring Charges
Optional Payment Plan(1) Channel Termination - Per Point of Termination
Terminating Bit Rate 2488.32 Mbps

| <u>USOC</u> | <u>Monthly</u> | <u>12 Mo.</u> | <u>24 Mo.</u> | <u>36 Mo.</u> | <u>48 Mo.</u> | <u>60 Mo.</u> | <u>84 Mo.</u> |
|-------------|----------------|----------------|----------------|---------------|----------------|---------------|----------------|
| TMECZ | \$6,500.00 | \$6,500.00 (N) | \$6,000.00 (N) | \$5,500.00 | \$5,000.00 (N) | \$4,500.00 | \$4,150.00 (N) |

| <u>USOC</u> | <u>Monthly</u> | <u>36 Mo.</u> | <u>60 Mo.</u> |
|-------------|----------------|---------------|---------------|
| TMECS** | \$6,000.00 | \$5,000.00 | \$4,000.00 |

| <u>USOC</u> | <u>Monthly</u> | <u>12 Mo.</u> | <u>24 Mo.</u> | <u>36 Mo.</u> | <u>48 Mo.</u> | <u>60 Mo.</u> | <u>84 Mo.</u> |
|-------------|----------------|---------------|---------------|---------------|---------------|---------------|---------------|
|-------------|----------------|---------------|---------------|---------------|---------------|---------------|---------------|

(2) Channel
Mileage

| | | | | | | | | |
|---------------|--------------|------------|----------------|----------------|------------|----------------|------------|--------------|
| - Fixed | 1L5XX | \$1,200.00 | \$1,200.00 (N) | \$1,150.00 (N) | \$1,100.00 | \$1,050.00 (N) | \$1,000.00 | \$920.00 (N) |
| - Per mile at | | | | | | | | |
| | 2488.32 Mbps | | | | | | | |
| | 1L5XX | 150.00 | 150.00 (N) | 138.00 (N) | 125.00 | 113.00 (N) | 100.00 | 90.00 (N) |

(3) Optional Features
and Functions(a) OC-48/STM-16 Add/Drop
Multiplexing

- Per Arrangement

60 Mo.

| | | | | | | |
|---------|----|--------|----|--------|----|--------|
| MXRFX** | \$ | 800.00 | \$ | 700.00 | \$ | 600.00 |
|---------|----|--------|----|--------|----|--------|

Multiplexing

| <u>USOC</u> | <u>Monthly</u> | <u>12 Mo.</u> | <u>24 Mo.</u> | <u>36 Mo.</u> | <u>48 Mo.</u> | <u>60 Mo.</u> | <u>84 Mo.</u> |
|-------------|----------------|---------------|---------------|---------------|---------------|---------------|---------------|
|-------------|----------------|---------------|---------------|---------------|---------------|---------------|---------------|

| | | | | | | | |
|-------|------------|----------------|----------------|------------|----------------|------------|----------------|
| MXCZX | \$3,900.00 | \$3,900.00 (N) | \$3,650.00 (N) | \$3,400.00 | \$3,160.00 (N) | \$2,920.00 | \$2,700.00 (N) |
|-------|------------|----------------|----------------|------------|----------------|------------|----------------|

| | <u>USOC</u> | <u>Monthly</u> | <u>12 Mo.</u> | <u>24 Mo.</u> | <u>36 Mo.</u> | <u>48 Mo.</u> | <u>60 Mo.</u> | <u>84 Mo.</u> |
|-----------------------|-------------|----------------|---------------|---------------|---------------|---------------|---------------|---------------|
| (b) Add/Drop Function | | | | | | | | |
| Per GigE | MXJJX | 1,100.00 | 1,100.00 (N) | 1,050.00 (N) | 1,000.00 | 950.00 (N) | 900.00 | 830.00 (N) |
| Per 100mg | MXJKX | 250.00 | 250.00 (N) | 238.00 (N) | 225.00 | 213.00 (N) | 200.00 | 185.00 (N) |
| Per 10mg | MXJLX | 80.00 | 80.00 (N) | 78.00 (N) | 75.00 | 73.00 (N) | 70.00 | 65.00 (N) |
| Per OC-48/STM16 | MXJfX | 1,000.00 | 1,000.00 (N) | 975.00 (N) | 950.00 | 925.00 (N) | 900.00 | 830.00 (N) |
| Per OC-12/STM-4 | MXJEX | 500.00 | 500.00 (N) | 475.00 (N) | 450.00 | 428.00 (N) | 405.00 | 375.00 (N) |
| Per OC-3/STM-1 | MXJCX | 200.00 | 200.00 (N) | 175.00 (N) | 150.00 | 143.00 (N) | 135.00 | 125.00 (N) |
| Per DS3 | MXJBX | 80.00 | 80.00 (N) | 78.00 (N) | 75.00 | 73.00 (N) | 70.00 | 65.00 (N) |

| | | | | | | | | |
|--------------------|-----|--------|------------|------------|--------|------------|--------|------------|
| (c) ISP Connection | LVP | 100.00 | 100.00 (N) | 100.00 (N) | 100.00 | 100.00 (N) | 100.00 | 100.00 (N) |
|--------------------|-----|--------|------------|------------|--------|------------|--------|------------|

| | | | | | | | | |
|-------------------------------------|-------|-------|-----------|-----------|-------|-----------|-------|-----------|
| (d) Private Virtual Circuit/VLAN | PVCAX | 40.00 | 40.00 (N) | 40.00 (N) | 40.00 | 40.00 (N) | 40.00 | 40.00 (N) |
|-------------------------------------|-------|-------|-----------|-----------|-------|-----------|-------|-----------|

* One Year Minimum on all features and functions.

** Grandfathered beginning July 1, 2004. Current customers may maintain their service rate structure until their contract expires. Customers may convert to new rate structure at no charge during their contract term.

(This page filed under Transmittal No. 874)

Issued: November 16, 2012

Effective: November 17, 2012

Vice President
221 East Fourth Street
Cincinnati, Ohio 45202

ACCESS SERVICE

7. Special Access Service (Cont'd)7.5 Rates and Charges (Cont'd)7.5.12 OC-3/STM-1 Service, OC-12/STM-4 Service, OC-48/STM-16 and
OC-192/STM-64 Service - Point-to-Point Services (Cont'd)(C) OC-48/STM-16 Service (Cont'd)*(3) Optional Features and Functions (Cont'd)

| | <u>USOC</u> | <u>Monthly</u> | <u>12 Mo.</u> | <u>24 Mo.</u> | <u>36 Mo.</u> | <u>48 Mo.</u> | <u>60 Mo.</u> | <u>84 Mo.</u> |
|--|-------------|----------------|---------------|---|---------------|---------------|---------------|---------------|
| (C) Cross-Connection of Services OC-48/STM-16 to OC-48/STM-16 Cross-Connect Per Circuit | | | | | | | | |
| | OCCFX | \$100.00 | 100.00 (N) | 100.00 (N) | 100.00 | 100.00 (N) | 100.00 | 100.00 (N) |
| (d) 1+1 Protection with Route Survivability | | | | | | | | |
| - Per Quarter Route Mile | S2DXY | 20.00 | 20.00 (N) | 20.00 (N) | 20.00 | 20.00 (N) | 20.00 | 20.00 (N) |
| (e) 1+1 Protection with Central Office Survivability | | | | | | | | |
| - Per Quarter Route Mile | S2VXY | 20.00 | 20.00 (N) | 20.00 (N) | 20.00 | 20.00 (N) | 20.00 | 20.00 (N) |
| - Channel Mileage Fixed and Per Mile | | | | Apply Rates and Charges As 7.5.12B Preceding | | | | |
| (f) Point-to-Point OC-48/STM-16 Regenerator | | | | | | | | |
| - Each (as required) | | | | | | | | |
| | <u>USOC</u> | <u>Monthly</u> | <u>12 Mo.</u> | <u>24 Mo.</u> | <u>36 Mo.</u> | <u>48 Mo.</u> | <u>60 Mo.</u> | <u>84 Mo.</u> |
| | RGY4B | 2,900.00 | 2,900.00 (N) | 2,900.00 (N) | 2,900.00 | 2,900.00 (N) | 2,900.00 | 2,900.00 (N) |
| (4) Optical to Electrical DS1 Add/Drop Capability | | | | | | | | |
| Per OC-3/STM-1 to DS1 Add/Drop | | | | | | | | |
| | MXJDX | 1,200.00 | 1,200.00 (N) | 1,175.00 (N) | 1,150.00 | 1,125.00 (N) | 1,100.00 | 1,010.00 (N) |
| | <u>USOC</u> | <u>Monthly</u> | <u>12 Mo.</u> | <u>24 Mo.</u> | <u>36 Mo.</u> | <u>48 Mo.</u> | <u>60 Mo.</u> | <u>84 Mo.</u> |
| DS-1 Port at OC-12/STM-4 Node | MXJAX | 50.00 | 50.00 (N) | 48.00 (N) | 45.00 | 43.00 (N) | 40.00 | 35.00 (N) |

* One Year Minimum on all features and functions.

(This page filed under Transmittal No. 874)

Issued: November 16, 2012

Effective: November 17, 2012

Vice President
221 East Fourth Street
Cincinnati, Ohio 45202

ACCESS SERVICE

7. Special Access Service (Cont'd)7.5 Rates and Charges (Cont'd)7.5.12 OC-3/STM-1 Service, OC-12/STM-4 Service, OC-48/STM-16 Service
and OC-192/STM-64 Service - Point-to-Point Services (Cont'd)(C) OC-192/STM-64 ServiceRecurring Charges
Optional Payment Plan(1) Channel Termination - Per Point of Termination
Terminating Bit Rate 9953.28 Mbps

| <u>USOC</u> | <u>Monthly</u> | <u>12 Mo.</u> | <u>24 Mo.</u> | <u>36 Mo.</u> | <u>48 Mo.</u> | <u>60 Mo.</u> | <u>84 Mo.</u> |
|-------------|----------------|-----------------|-----------------|---------------|-----------------|---------------|----------------|
| TMECS | \$13,000.00 | \$13,000.00 (N) | \$12,000.00 (N) | \$11,000.00 | \$10,000.00 (N) | \$9,000.00 | \$8,300.00 (N) |

| <u>USOC</u> | <u>Monthly</u> | <u>12 Mo.</u> | <u>24 Mo.</u> | <u>36 Mo.</u> | <u>48 Mo.</u> | <u>60 Mo.</u> | <u>84 Mo.</u> |
|-------------|----------------|---------------|---------------|---------------|---------------|---------------|---------------|
|-------------|----------------|---------------|---------------|---------------|---------------|---------------|---------------|

(2) Channel
Mileage

| | | | | | | | | |
|---------------|-------|------------|----------------|----------------|------------|----------------|------------|----------------|
| - Fixed | 1L5XX | \$2,400.00 | \$2,400.00 (N) | \$2,300.00 (N) | \$2,200.00 | \$2,100.00 (N) | \$2,000.00 | \$1,950.00 (N) |
| - Per mile at | | | | | | | | |
| 2488.32 Mbps | | | | | | | | |
| | 1L5XX | 150.00 | 150.00 (N) | 138.00 (N) | 125.00 | 113.00 (N) | 100.00 | 90.00 (N) |

(3) Optional Features
and Functions

Multiplexing

| <u>USOC</u> | <u>Monthly</u> | <u>12 Mo.</u> | <u>24 Mo.</u> | <u>36 Mo.</u> | <u>48 Mo.</u> | <u>60 Mo.</u> | <u>84 Mo.</u> |
|-------------|----------------|----------------|----------------|---------------|----------------|---------------|----------------|
| MXRGX | \$7,800.00 | \$7,800.00 (N) | \$7,300.00 (N) | \$6,800.00 | \$6,320.00 (N) | \$5,840.00 | \$5,380.00 (N) |

| | <u>USOC</u> | <u>Monthly</u> | <u>12 Mo.</u> | <u>24 Mo.</u> | <u>36 Mo.</u> | <u>48 Mo.</u> | <u>60 Mo.</u> | <u>84 Mo.</u> |
|-----------------------|-------------|----------------|---------------|---------------|---------------|---------------|---------------|---------------|
| (b) Add/Drop Function | | | | | | | | |
| Per GigE | MXJJX | 1,100.00 | 1,100.00 (N) | 1,050.00 (N) | 1,000.00 | 950.00 (N) | 900.00 | 830.00 (N) |
| Per 100mg | MXJKX | 250.00 | 250.00 (N) | 238.00 (N) | 225.00 | 213.00 (N) | 200.00 | 185.00 (N) |
| Per 10mg | MXJLX | 80.00 | 80.00 (N) | 78.00 (N) | 75.00 | 73.00 (N) | 70.00 | 65.00 (N) |
| Per OC192/STM64 | MXJ9X | 2,000.00 | 2,000.00 (N) | 1,950.00 (N) | 1,900.00 | 1,850.00 (N) | 1,800.00 | 1,675.00 (N) |
| Per OC-48/STM16 | MXJfX | 1,000.00 | 1,000.00 (N) | 975.00 (N) | 950.00 | 925.00 (N) | 900.00 | 830.00 (N) |
| Per OC-12/STM-4 | MXJEX | 500.00 | 500.00 (N) | 475.00 (N) | 450.00 | 428.00 (N) | 405.00 | 375.00 (N) |
| Per OC-3/STM-1 | MXJCX | 200.00 | 200.00 (N) | 175.00 (N) | 150.00 | 143.00 (N) | 135.00 | 125.00 (N) |
| Per DS3 | MXJBX | 80.00 | 80.00 (N) | 78.00 (N) | 75.00 | 73.00 (N) | 70.00 | 65.00 (N) |

| | | | | | | | | |
|--------------------|-----|--------|------------|------------|--------|------------|--------|------------|
| (c) ISP Connection | LVP | 100.00 | 100.00 (N) | 100.00 (N) | 100.00 | 100.00 (N) | 100.00 | 100.00 (N) |
|--------------------|-----|--------|------------|------------|--------|------------|--------|------------|

| | | | | | | | | |
|-------------------------------------|-------|-------|-----------|-----------|-------|-----------|-------|-----------|
| (d) Private Virtual Circuit/VLAN | PVCAX | 40.00 | 40.00 (N) | 40.00 (N) | 40.00 | 40.00 (N) | 40.00 | 40.00 (N) |
|-------------------------------------|-------|-------|-----------|-----------|-------|-----------|-------|-----------|

(This page filed under Transmittal No. 874)

Issued: November 16, 2012

Effective: November 17, 2012

Vice President
221 East Fourth Street
Cincinnati, Ohio 45202

ACCESS SERVICE

7. Special Access Service (Cont'd)7.5 Rates and Charges (Cont'd)7.5.12 OC-3/STM-1 Service, OC-12/STM-4 Service, OC-48/STM-16 Service
and OC-192/STM-64 Service - Point-to-Point Services (Cont'd)(C) OC-192/STM-64 Service (Cont'd)(3) Optional Features and Functions (Cont'd)

| | <u>USOC</u> | <u>Monthly</u> | <u>12 Mo.</u> | <u>24 Mo.</u> | <u>36 Mo.</u> | <u>48 Mo.</u> | <u>60 Mo.</u> | <u>84 Mo.</u> |
|--|-------------|----------------|---------------|---|---------------|---------------|---------------|---------------|
| (e) 1+1 Protection with Route Survivability - Per Quarter | | | | | | | | |
| Route Mile | S2DXY | 20.00 | 20.00 (N) | 20.00 (N) | 20.00 | 20.00 (N) | 20.00 | 20.00 (N) |
| (f) 1+1 Protection with Central Office Survivability | | | | | | | | |
| - Per Quarter | | | | | | | | |
| Route Mile | S2VXY | 20.00 | 20.00 (N) | 20.00 (N) | 20.00 | 20.00 (N) | 20.00 | 20.00 (N) |
| - Channel Mileage Fixed and Per Mile | | | | Apply Rates and Charges As 7.5.12B Preceding | | | | |
| (g) Point-to-Point OC-48/STM-16 Regenerator - Each (as required) | | | | | | | | |
| | <u>USOC</u> | <u>Monthly</u> | <u>12 Mo.</u> | <u>24 Mo.</u> | <u>36 Mo.</u> | <u>48 Mo.</u> | <u>60 Mo.</u> | <u>84 Mo.</u> |
| | RGY4B | 5,800.00 | 5,800.00 (N) | 5,800.00 (N) | 5,800.00 | 5,800.00 (N) | 5,800.00 | 5,800.00 (N) |
| (h) Cross-Connect OC-192/STM-64 - OC-192/STM-64 | | | | | | | | |
| | OCCGX | \$100.00 | 100.00 (N) | 100.00 (N) | 100.00 | 100.00 (N) | 100.00 | 100.00 (N) |
| (4) Optical to Electrical DS1 Add/Drop Capability | | | | | | | | |
| Per OC-3/STM-1 to DS1 Add/Drop | | | | | | | | |
| | MXJDX | 1,200.00 | 1,200.00 (N) | 1,175.00 (N) | 1,150.00 | 1,125.00 (N) | 1,100.00 | 1,001.00 (N) |
| | <u>USOC</u> | <u>Monthly</u> | <u>12 Mo.</u> | <u>24 Mo.</u> | <u>36 Mo.</u> | <u>48 Mo.</u> | <u>60 Mo.</u> | <u>84 Mo.</u> |
| DS-1 Port at OC-48/STM-16 Node | MXJAX | 50.00 | 50.00 (N) | 48.00 (N) | 45.00 | 43.00 (N) | 40.00 | 35.00 (N) |

(This page filed under Transmittal No. 874)

Issued: November 16, 2012

Effective: November 17, 2012

Vice President
221 East Fourth Street
Cincinnati, Ohio 45202

ACCESS SERVICE

7. Special Access Service (Cont'd)7.5 Rates and Charges (Cont'd)7.5.13 OC-3/STM-1 Service, OC-12/STM-4 Service, OC-48/STM-16 Service
and OC-192/STM-64 Service - Dedicated Ring*

(A) Node

| USOC | Monthly | 12 Mo. | 24 Mo. | 36 Mo. | 48 Mo. | 60 Mo. | 84 Mo. |
|------|---------|--------|--------|--------|--------|--------|--------|
|------|---------|--------|--------|--------|--------|--------|--------|

Per Node type

OC-3/STM-1

Customer Premises

| | | | | | | | |
|-------|-------------|-----------------|-----------------|-------------|-------------|-------------|----------|
| FP5CX | \$ 1,820.00 | \$ 1,820.00 (N) | \$ 1,610.00 (N) | \$ 1,400.00 | \$ 1,300.00 | \$ 1,200.00 | 1,100.00 |
|-------|-------------|-----------------|-----------------|-------------|-------------|-------------|----------|

Central Office

| | | | | | | | |
|-------|----------|--------------|--------------|----------|--------|--------|--------|
| FC5CX | 1,300.00 | 1,300.00 (N) | 1,200.00 (N) | 1,000.00 | 950.00 | 900.00 | 830.00 |
|-------|----------|--------------|--------------|----------|--------|--------|--------|

OC-12/STM-4

Customer Premises

| | | | | | | | |
|-------|----------|--------------|--------------|----------|----------|----------|----------|
| FP5DX | 2,990.00 | 2,990.00 (N) | 2,645.00 (N) | 2,300.00 | 2,150.00 | 2,000.00 | 1,850.00 |
|-------|----------|--------------|--------------|----------|----------|----------|----------|

Central Office

| | | | | | | | |
|-------|----------|--------------|--------------|----------|----------|----------|----------|
| FC5DX | 2,340.00 | 2,340.00 (N) | 2,070.00 (N) | 1,800.00 | 1,650.00 | 1,500.00 | 1,380.00 |
|-------|----------|--------------|--------------|----------|----------|----------|----------|

(D)

|

(D)

| Mo. | 48 Mo. | 60 Mo. | USOC 84 Mo. | USOC | Monthly | 12 Mo. | 24 Mo. | 36 |
|-----|--------|--------|----------------|------|---------|--------|--------|----|
|-----|--------|--------|----------------|------|---------|--------|--------|----|

OC-48/STM-16

Customer Premises

| | | | | | | | |
|-----|----------|--------------|--------------|----------|----------|----------|----------|
| FP5 | 6,825.00 | 6,825.00 (N) | 6,040.00 (N) | 5,250.00 | 4,875.00 | 4,500.00 | 4,150.00 |
|-----|----------|--------------|--------------|----------|----------|----------|----------|

Central Office

| | | | | | | | |
|-----|----------|--------------|--------------|----------|----------|----------|----------|
| FC5 | 5,200.00 | 5,200.00 (N) | 4,600.00 (N) | 4,000.00 | 3,625.00 | 3,250.00 | 3,000.00 |
|-----|----------|--------------|--------------|----------|----------|----------|----------|

OC-192/STM-64

Customer Premises

| | | | | | | | |
|-------|-----------|---------------|---------------|-----------|----------|----------|----------|
| GP5AX | 13,650.00 | 13,650.00 (N) | 12,075.00 (N) | 10,500.00 | 9,750.00 | 9,000.00 | 8,280.00 |
|-------|-----------|---------------|---------------|-----------|----------|----------|----------|

Central Office

| | | | | | | | |
|-------|-----------|---------------|--------------|----------|----------|----------|----------|
| GC5AX | 10,400.00 | 10,400.00 (N) | 9,200.00 (N) | 8,000.00 | 7,250.00 | 6,500.00 | 5,980.00 |
|-------|-----------|---------------|--------------|----------|----------|----------|----------|

(D)

|

(D)

* One Year Minimum on all features and functions.

(C)

(D)

|

(D)

(This page filed under Transmittal No. 879)

Issued: August 29, 2013

Effective: September 13, 2013

Vice President
221 East Fourth Street
Cincinnati, Ohio 45202

ACCESS SERVICE

7. Special Access Service (Cont'd)7.5 Rates and Charges (Cont'd)7.5.13 OC-3/STM-1 Service, OC-12/STM-4 Service, OC-48/STM-16 Service
and OC-192/STM-64 Service - Dedicated Ring (Cont'd)*

(C) Ports

| | USOC | Monthly | 12 Mo. | 24 Mo. | 36 Mo. | 48 Mo. | 60 Mo. | 84 Mo. |
|--------------------------------|----------|----------|--------------|--------------|----------|----------|----------|----------|
| | Per Node | | | | | | | |
| DS1 at OC-3/STM-1 Node | | | | | | | | |
| SPRAX | \$ | 59.00 | \$ 59.00 (N) | \$ 52.00 (N) | \$ 45.00 | \$ 43.00 | \$ 40.00 | \$ 35.00 |
| DS3 at OC-3/STM-1 Node | | | | | | | | |
| SPRBX | | 98.00 | 98.00 (N) | 87.00 (N) | 75.00 | 73.00 | 70.00 | 65.00 |
| OC-3/STM-1 at OC-3/STM-1 Node | | | | | | | | |
| SPRDX | | 195.00 | 195.00 (N) | 173.00 (N) | 150.00 | 143.00 | 135.00 | 125.00 |
| 10mg at OC-3/STM-1 Node | | | | | | | | |
| SPRNX | | 98.00 | 98.00 (N) | 87.00 (N) | 75.00 | 73.00 | 70.00 | 65.00 |
| 100mg at OC-3/STM-1 Node | | | | | | | | |
| SPROX | | 293.00 | 293.00 (N) | 259.00 (N) | 225.00 | 213.00 | 200.00 | 180.00 |
| GigE at OC-3/STM-1 Node | | | | | | | | |
| SPRPX | | 1,300.00 | 1,300.00 (N) | 1,150.00 (N) | 1,000.00 | 950.00 | 900.00 | 830.00 |
| DS3 at OC-12/STM-4 Node | | | | | | | | |
| SPRCX | | 98.00 | 98.00 (N) | 87.00 (N) | 75.00 | 73.00 | 70.00 | 65.00 |
| OC-3/STM-1 at OC-12/STM-4 Node | | | | | | | | |
| SPREX | | 195.00 | 195.00 (N) | 173.00 (N) | 150.00 | 143.00 | 135.00 | 125.00 |
| DS1 at OC-12/STM-4 Node** | | | | | | | | |
| SPRGX | | 59.00 | 59.00 (N) | 52.00 (N) | 45.00 | 43.00 | 40.00 | 35.00 |
| OC-12/STM-4 at OC-12/STM-4 Nd | | | | | | | | |
| SPRFX | | 585.00 | 585.00 (N) | 518.00 (N) | 450.00 | 428.00 | 405.00 | 375.00 |
| 10mg at OC-12/STM-4 Node | | | | | | | | |
| SPRRX | | 98.00 | 98.00 (N) | 87.00 (N) | 75.00 | 73.00 | 70.00 | 65.00 |
| 100mg at OC-12/STM-4 Node | | | | | | | | |
| SPRSX | | 293.00 | 293.00 (N) | 259.00 (N) | 225.00 | 213.00 | 200.00 | 180.00 |
| GigE at OC-12/STM-4 Node | | | | | | | | |
| SPRPX | | 1,300.00 | 1,300.00 (N) | 1,150.00 (N) | 1,000.00 | 950.00 | 900.00 | 830.00 |
| OC-12/STM-4 at OC-48/STM-16 Nd | | | | | | | | |
| SPRHX | | 585.00 | 585.00 (N) | 518.00 (N) | 450.00 | 428.00 | 405.00 | 375.00 |
| OC-3/STM-1 at OC-48/STM-16 Nd | | | | | | | | |
| SPRJX | | 195.00 | 195.00 (N) | 173.00 (N) | 150.00 | 150.00 | 135.00 | 125.00 |
| DS3 at OC-48/STM-16 Node | | | | | | | | |
| SPRKX | | 98.00 | 98.00 (N) | 87.00 (N) | 75.00 | 73.00 | 70.00 | 65.00 |
| DS1 at OC-48/STM-16 Node** | | | | | | | | |
| SPRLX | | 59.00 | 59.00 (N) | 52.00 (N) | 45.00 | 43.00 | 40.00 | 35.00 |
| OC-48/STM-16 at OC-48/STM-16 | | | | | | | | |
| SPRMX | | 1,235.00 | 1,235.00 (N) | 1,092.00 (N) | 950.00 | 925.00 | 900.00 | 830.00 |
| 10mg at OC-48/STM-16 Node | | | | | | | | |
| SPRVX | | 98.00 | 98.00 (N) | 87.00 (N) | 75.00 | 73.00 | 70.00 | 65.00 |
| 100mg at OC-48/STM-16 Node | | | | | | | | |
| SPRWX | | 293.00 | 293.00 (N) | 259.00 (N) | 225.00 | 213.00 | 200.00 | 180.00 |
| GigE at OC-48/STM-16 Node | | | | | | | | |
| SPRPX | | 1,300.00 | 1,300.00 (N) | 1,150.00 (N) | 1,000.00 | 950.00 | 900.00 | 830.00 |
| OC-3/STM-1 at OC-192/STM-64 Nd | | | | | | | | |
| S9NEX | | 195.00 | 195.00 (N) | 173.00 (N) | 150.00 | 143.00 | 135.00 | 125.00 |

* One Year Minimum on all features and functions.

(C)

** Optical to Electrical DS1 add/drop capability as shown in 7.2.12 is needed along with an OC-3/STM-1 port. (Not available with OC-192/STM-64 Dedicated Ring Service).

(This page filed under Transmittal No. 879)

Issued: August 29, 2013

Effective: September 13, 2013

Vice President
221 East Fourth Street
Cincinnati, Ohio 45202

ACCESS SERVICE

7. Special Access Service (Cont'd)7.5 Rates and Charges (Cont'd)7.5.13 OC-3/STM-1 Service, OC-12/STM-4 Service, OC-48/STM-16 Service
and OC-192/STM-64 Service - Dedicated Ring (Cont'd)*

| (C) Ports | USOC | Monthly | 12 Mo. | 24 Mo. | 36 Mo. | 48 Mo. | 60. Mo. | 84 Mo. |
|-------------------------------------|------|----------|--------------|--------------|----------|----------|----------|----------|
| OC-12/STM-4 at OC-192/STM-64 | | | | | | | | |
| S9NGX | | 585.00 | 585.00 (N) | 518.00 (N) | 450.00 | 428.00 | 405.00 | 375.00 |
| OC-48/STM-16 at OC-192/STM-64 | | | | | | | | |
| S9NJX | | 1,235.00 | 1,235.00 (N) | 1,092.00 (N) | 950.00 | 925.00 | 900.00 | 830.00 |
| OC-192/STM-64 at OC-192/STM-64 | | | | | | | | |
| SPR9X | | 2,470.00 | 2,470.00 (N) | 2,185.00 (N) | 1,900.00 | 1,850.00 | 1,800.00 | 1,660.00 |
| DS3 at OC-192/STM-64 Node | | | | | | | | |
| SPRXX | | 98.00 | 98.00 (N) | 87.00 (N) | 75.00 | 73.00 | 70.00 | 65.00 |
| DS1 at OC-192/STM-64 Node | | | | | | | | |
| SPR1X | | 59.00 | 59.00 (N) | 52.00 (N) | 45.00 | 43.00 | 40.00 | 35.00 |
| 10mg at OC-192/STM-64 Node | | | | | | | | |
| SPRVX | | 98.00 | 98.00 (N) | 87.00 (N) | 75.00 | 73.00 | 70.00 | 65.00 |
| 100mg at OC-192/STM-64 Node | | | | | | | | |
| SPRWX | | 293.00 | 293.00 (N) | 259.00 (N) | 225.00 | 213.00 | 200.00 | 180.00 |
| GigE at OC-192/STM-64 Node | | | | | | | | |
| SPRPX | | 1,300.00 | 1,300.00 (N) | 1,150.00 (N) | 1,000.00 | 950.00 | 900.00 | 830.00 |
| ISP Connection | | | | | | | | |
| LVP | | 100.00 | 100.00 (N) | 100.00 (N) | 100.00 | 100.00 | 100.00 | 100.00 |
| Private Virtual Circuit/VLAN | | | | | | | | |
| PVCAX | | 52.00 | 52.00 (N) | 46.00 (N) | 40.00 | 40.00 | 40.00 | 40.00 |
| (D) Mileage | | | | | | | | |
| Per mile between nodes by ring type | | | | | | | | |
| OC-3/STM-1 | | | | | | | | |
| 1A5BS | | 260.00 | 260.00 (N) | 230.00 (N) | 150.00 | 175.00 | 150.00 | 140.00 |
| OC-12/STM-4 | | | | | | | | |
| 1A5BS | | 260.00 | 260.00 (N) | 230.00 (N) | 200.00 | 175.00 | 150.00 | 140.00 |
| OC-48/STM-16 | | | | | | | | |
| 1A5BS | | 260.00 | 260.00 (N) | 230.00 (N) | 200.00 | 175.00 | 150.00 | 140.00 |
| OC-192/STM-64 | | | | | | | | |
| 1A5BS | | 260.00 | 260.00 (N) | 230.00 (N) | 200.00 | 175.00 | 150.00 | 140.00 |
| (E) Optical to Electrical | | | | | | | | |
| DS1 Add/Drop Capability | | | | | | | | |
| Per OC-3/STM-1 to DS1 Add/Drop | | | | | | | | |
| MXJDX | | 1,495.00 | 1,495.00 (N) | 1,323.00 (N) | 1,150.00 | 1,125.00 | 1,100.00 | 1,015.00 |

* One Year Minimum on all features and functions.

(C)

(This page filed under Transmittal No. 879)

Issued: August 29, 2013

Effective: September 13, 2013

Vice President
221 East Fourth Street
Cincinnati, Ohio 45202

ACCESS SERVICE

7. Special Access Service (Cont'd)7.5 Rates and Charges (Cont'd)7.5.13 OC-3/STM-1 Service, OC-12/STM-4 Service, OC-48/STM-16 Service
and OC-192/STM-64 Service - Dedicated Ring (Cont'd)*(F) Dedicated Ring
Regenerator

| USOC | Monthly | 12 Mo. | 24Mo. | 36 Mo. | 48 Mo. | 60. Mo. | 84 Mo. |
|------|---------|--------|-------|--------|--------|---------|--------|
|------|---------|--------|-------|--------|--------|---------|--------|

OC-3/STM-1

Each (as required)

| | | | | | | | |
|-----|------------|--------------|--------------|------------|-----------|-----------|-----------|
| RGY | \$1,300.00 | 1,300.00 (N) | 1,200.00 (N) | \$1,000.00 | \$ 950.00 | \$ 900.00 | \$ 830.00 |
|-----|------------|--------------|--------------|------------|-----------|-----------|-----------|

OC-12/STM-4

Each (as required)

| | | | | | | | |
|-----|----------|--------------|--------------|----------|----------|----------|----------|
| RGY | 2,080.00 | 2,080.00 (N) | 1,840.00 (N) | 1,600.00 | 1,550.00 | 1,500.00 | 1,380.00 |
|-----|----------|--------------|--------------|----------|----------|----------|----------|

OC-48/STM-16

Each (as required)

| | | | | | | | |
|-----|----------|--------------|--------------|----------|----------|----------|----------|
| RGY | 3,640.00 | 3,640.00 (N) | 3,220.00 (N) | 2,800.00 | 2,750.00 | 2,700.00 | 2,485.00 |
|-----|----------|--------------|--------------|----------|----------|----------|----------|

OC-192/STM-64

Each (as required)

| | | | | | | | |
|-----|----------|--------------|--------------|----------|----------|----------|----------|
| RGY | 7,280.00 | 7,280.00 (N) | 6,440.00 (N) | 5,600.00 | 5,500.00 | 5,400.00 | 4,970.00 |
|-----|----------|--------------|--------------|----------|----------|----------|----------|

* One Year Minimum on all features and functions.

(This page filed under Transmittal No. 879)

Issued: August 29, 2013

Effective: September 13, 2013

Vice President
221 East Fourth Street
Cincinnati, Ohio 45202

ACCESS SERVICE

7. Special Access Service (Cont'd)

7.5 Rates and Charges (Cont'd)

7.5.14 Shared SONET Service*

| | <u>USOC</u> | <u>Monthly Rates</u> | <u>Recurring Charges</u> <u>Optional Payment Plan</u> | |
|---|-------------|--------------------------|--|-----------------|
| | | | <u>36. Mo.</u> | <u>60 Mo.</u> |
| (A) Network Access Connection (NAC) | | | | |
| - Per DS1 Customer Premises Termination | NYA1X | \$ 157.00 | \$ 140.00 | \$ 122.00 |
| - Per DS3 Customer Premises Termination | NYA3X | \$1,195.00 | \$ 995.00 | \$ 925.00 |
| (B) Off-Network Access Connection (ONAC) | | | | |
| - Per DS1 Central Office Connection | NYO1X | \$ 50.00 (R) | \$ 40.00 | \$ 30.00 |
| - Per DS3 Central Office Connection | NYO3X | \$ 150.00 | \$125.00 | \$ 105.00 |
| - Per OC-3/STM-1 Central Office Connection | NYOAX | \$1,400.00 | \$1,200.00 | \$ 1,000.00 (T) |
| - Per OC-12/STM-4 Central Office Connection | NYOBX | \$ 4,500.00 | \$4,300.00 | \$4,100.00 (T) |

* One Year Minimum on all features and functions.
This page filed under Transmittal No. 807)

Issued: March 17, 2006

Effective: April 1, 2006

Vice President
201 East Fourth Street
Cincinnati, Ohio 4520

ACCESS SERVICE

7. Special Access Service (Cont'd)

7.5 Rates and Charges (Cont'd)

7.5.14 Shared SONET Service (Cont'd)*

| | <u>USOC</u> | <u>Monthly Rates</u> | <u>Recurring Charges Optional Payment Plan</u> | |
|---|-------------|--------------------------|--|--------------------------|
| | | | <u>36. Mo.</u> | <u>60 Mo.</u> |
| (C) DS3 Payload Multiplexing Function | | | | |
| - Per DS3/STS-1 to/from DS1/VT 1.5 on the network | MPEMX | \$300.00 | \$275.00 | \$250.00 |
| | | | | (T) |
| | | | <u>USOC</u> | <u>Monthly Rates</u> |
| (D) Service Area Transport | | | | |
| - Per Band on the Network DS1/VT1.5 Point to Point | | | | |
| - up to 3 miles | | | 1Y6AA | \$ 40.00 |
| - greater than 3 miles up to 10 miles | | | 1Y6AB | 110.00 |
| - greater than 10 miles | | | 1Y6AC | 150.00 |
| - Per Band on the Network DS3/STS-1 Point to Point | | | | |
| - up to 3 miles | | | 1Y6BA | \$ 560.00 |
| - greater than 3 miles up to 10 miles | | | 1Y6BB | 1,540.00 |
| - greater than 10 miles | | | 1Y6BC | 2,100.00 |
| | | | | (T) |
| - Per Band on the Network DS3, OC-3/STM-1 or OC-12/STM-4 channelized on a per DS1/VT1.5 Basis | | | | |
| - up to 3 miles | | | 1Y6EA | \$ 20.00 |
| - greater than 3 miles up to 10 Miles | | | 1Y6EB | 55.00 |
| - greater than 10 Miles | | | 1Y6EC | 75.00 |
| | | | | (T) |

* One Year Minimum on all features and functions.
(This page filed under Transmittal No. 807)

Issued: March 17, 2006

Effective: April 1, 2006

Vice President
201 East Fourth Street
Cincinnati, Ohio 45202

ACCESS SERVICE

7. Special Access Service (Cont'd)7.5 Rates and Charges (Cont'd)7.5.15 Non-Competitive End User Channel Termination Rates

(N)

| | | <u>USOC</u> | <u>Monthly Rates</u> | <u>Nonrecurring Charges</u> |
|------------------------------|-----------------------------|-------------|--------------------------|---------------------------------|
| (A) <u>Metallic Service*</u> | | | | |
| Per Point of Termination | | T6ECS | \$56.00 | None |
| | | <u>USOC</u> | <u>Monthly Rates</u> | <u>Nonrecurring Charges</u> |
| (c) | Bridging | | | |
| | (1) Three Premises Bridging | | | |
| | - Per port | BCNM3 | \$.48 | None |
| | (2) Series Bridging | | | |
| | - Per Port | BCMN3 | .95 | None |

* One Year Minimum on all features and functions.

(N)

(This page filed under Transmittal No. 912)

Issued: November 16, 2017

Effective: December 1, 2017

Vice President
201 East Fourth Street
Cincinnati, Ohio 45202

ACCESS SERVICE

7. Special Access Service (Cont'd)7.5 Rates and Charges (Cont'd)7.5.15 Non-Competitive End User Channel Termination Rates (Cont'd)(B) Voice Grade Service*

| | <u>USOC</u> | <u>Monthly Rates</u> | <u>Nonrecurring Charges</u> |
|------------------------------|-------------|--------------------------|---------------------------------|
| (1) Channel Termination | | | |
| (a) Voice Grade | | | |
| - Per Point of Termination | | | |
| - Two-Wire | T6E2X | \$34.95 (R) | None |
| - Four-Wire | T6E4X | 60.00 | None |
| (b) WATS Access Line (WAL) | | | |
| - Per Point of Termination** | | | |
| - Two-Wire | X2W | See T6E2X | |
| - Four-Wire | X4W | See T6E4X | |

* One Year Minimum on all features and functions.

** One Channel Termination applies per WAL.

(This page filed under transmittal No. 916)

Issued: September 14, 2018

Effective: October 1, 2018

Vice President
201 East Fourth Street
Cincinnati, Ohio 45202

ACCESS SERVICE

7. Special Access Service (Cont'd)7.5 Rates and Charges (Cont'd)7.5.15 Non-Competitive End User Channel Termination Rates (Cont'd)

(N)

(B) Voice Grade Service* (Cont'd)

| | <u>USOC</u> | <u>Monthly Rates</u> | <u>Nonrecurring Charges</u> |
|-------------------------------------|-------------|--------------------------|---------------------------------|
| (2) Optional Features and Functions | | | |
| (a) Bridging | | | |
| Two-Wire/Four-Wire | | | |
| - Per Port | | | |
| - Two-Wire | BCNV2 | \$1.41 | None |
| (2) <u>Data Bridging</u> | | | |
| Two-Wire/Four-Wire | | | |
| - Per Port | | | |
| - Two-Wire | BCND2 | 4.70 | None |
| (3) <u>Telephoto Bridging</u> | | | |
| Two-Wire/Four-Wire | | | |
| - Per Port | | | |
| - Two-Wire | BCNF2 | .48 | None |
| C - Type | X1CPT | \$17.35 (I) | None |
| Sealing Current | 1HBPT | None | None |

* One Year Minimum on all features and functions.

(N)

(This page filed under Transmittal No. 912)

Issued: November 16, 2017

Effective: December 1, 2017

Vice President
201 East Fourth Street
Cincinnati, Ohio 45202

ACCESS SERVICE

7. Special Access Service (Cont'd)7.5 Rates and Charges (Cont'd)7.5.15 Non-Competitive End User Channel Termination Rates Cont'd (N)(B) Voice Grade Service* (Cont'd)

| | <u>USOC</u> | <u>Monthly Rates</u> | <u>Nonrecurring Charges</u> |
|---|-------------|--------------------------|---------------------------------|
| (2) Optional Features and Functions (Cont'd) | | | |
| (c) Improved Termination | | | |
| - Per point of termination | | | |
| - Per point of termination | | | |
| (e) Customer Specified Receive Level | | | |
| - | | | |
| er two-wire point of termination | RLS | None | None |
| (f) Data Capability | | | |
| - Per point of termination | XDCPT | .74 | None |
| - Per Point of Termination | | | |

* One Year Minimum on all features and functions.

(N)

(This page filed under Transmittal No. 912)

Issued: November 16, 2017

Effective: December 1, 2017

Vice President
201 East Fourth Street
Cincinnati, Ohio 45202

ACCESS SERVICE

7. Special Access Service (Cont'd)

7.5 Rates and Charges (Cont'd)7.5.15 Non-Competitive End User Channel Termination Rates (Cont'd)

(N)

(B) Voice Grade Service* (Cont'd)

| | <u>USOC</u> | <u>Monthly Rates</u> | <u>Nonrecurring Charges</u> |
|--|-------------|--------------------------|---------------------------------|
| (2) Optional Features and Functions (Cont'd) | | | |
| (h) Signaling Capability | | | |
| - Per point of termination | XSS++ | \$ 9.00 | None |
| (i) - In lieu of ++, substitute appropriate two digit code from following list to specify type of signaling. | | | |
| AB | | | |
| AC | | | |
| CT | | | |
| DX | | | |
| DY | | | |
| EA | | | |
| EB | | | |
| EC | | | |
| EX | | | |
| GO | | | |
| GS | | | |
| LA | | | |
| LB | | | |
| LC | | | |
| LO | | | |
| LR | | | |
| LS | | | |
| RV | | | |
| SF | | | |

* One Year Minimum on all features and functions.

(N)

(This page filed under Transmittal No. 912)

Issued: November 16, 2017

Effective: December 1, 2017

Vice President
201 East Fourth Street
Cincinnati, Ohio 45202

ACCESS SERVICE

7. Rates and Charges (Cont'd)7.5 Rates and Charges (Cont'd)7.5.15 Non-Competitive End User Channel Termination Rates (Cont'd) (N)(B) Voice Grade Service* (Cont'd)

| | <u>USOC</u> | <u>Monthly Rates</u> | <u>Nonrecurring Charges</u> |
|--|-------------|--------------------------|---------------------------------|
| (2) Optional Features and Functions (Cont'd) | | | |
| (j) Selective Signaling Arrangement | | | |
| - Per arrangement | VYZ++ | ICB | None |
| (k) Transfer Arrangement (key activated**) | | | |
| - Per four port arrangement including control channel termination*** | VYY++ | ICB | None |
| - Per five port arrangement including control channel termination** | VY5++ | ICB | None |

* One Year Minimum on all features and functions.

** The key activated control channel is rated as a Metallic Channel Termination (use USOC T6EME in lieu of T6ECS)

***An additional Channel Termination charge will apply whenever a spare channel is configured as a leg to the customer's premises.

(N)

(This page filed under Transmittal No. 912

Issued: November 17, 2017

Effective: December 1, 2017

Vice President
201 East Fourth Street
Cincinnati, Ohio 45202

ACCESS SERVICE

7. Rates and Charges (Cont'd)7.5 Rates and Charges (Cont'd)7.5.15 Non-Competitive End User Channel Termination Rates (Cont'd) (N)(C) Program Audio Service

| | USOC | Monthly | Daily** | Nonrecurring Charges | | |
|--------------------------|-------|--------------|--------------|----------------------|--------------|--|
| | | <u>Rates</u> | <u>Rates</u> | <u>Monthly</u> | <u>Daily</u> | |
| Per Point of Termination | | | | | | |
| - 200 to 3500 Hz | T6ECS | \$ 40.00 | \$ 2.59 | None | None | |
| - 100 to 5000 Hz | T6ECS | 50.00 | 3.90 | None | None | |
| - 50 to 8000 Hz | T6ECS | 60.00 | 4.82 | None | None | |
| - 50 to 15000 Hz | T6ECS | 120.00 | 14.26 | None | None | |
| - 5 or 7.5 kHz | T6ECS | 125.00 | 15.00 | None | None | |
| - 8 or 15 kHz | T6ECS | 130.00 | 15.60 | None | None | |

(C) Optional Features and Functions

| | <u>USOC</u> | <u>Monthly Rates</u> | <u>Daily* Rates</u> | <u>Nonrecurring Charges</u> | |
|---|-------------|--------------------------|-------------------------|---------------------------------|--------------|
| | | | | <u>Monthly</u> | <u>Daily</u> |
| (1) Bridging (Distribution Amplifier) | | | | | |
| - Per port | BRP++ | ICB | ICB | None | None |
| (2) Gain Conditioning | | | | | |
| - Per service | XGC | \$10.77 (R) | \$1.08 | None | None |
| (3) Stereo | | | | | |
| - Per service | XSC | None | None | None | None |

* One Year Minimum on all features and functions.

** Daily rates will be topped and maximum rates derived as set forth in 7.4.1(B) preceding.

(N)

(This page filed under Transmittal No. 912)

Issued: November 16, 2017

Effective: December 1, 2017

Vice President
201 East Fourth Street
Cincinnati, Ohio 45202

ACCESS SERVICE

7. Rates and Charges (Cont'd)7.5 Rates and Charges (Cont'd)7.5.15 Non-Competitive End User Channel Termination Rates (Cont'd) (N)(D) Video Service

| | <u>USOC</u> | <u>Monthly</u> | <u>12 Mo.</u> | <u>Monthly 24 Mo.</u> | <u>Non-Recurring 36 Mo.</u> | <u>Charges</u> |
|---|-------------|-------------------|---------------|---------------------------|---------------------------------|----------------|
| Per Point of Termination | | | | | | |
| - TV-1 or 2 | TMEV1 | \$350.00 | \$320.00 | \$295.00 | \$260.00 | None |
| - 4TV-5 | TMEV4 | 350.00 | 320.00 | 295.00 | 260.00 | None |
| - 6TV-5 | TMEV6 | 350.00 | 320.00 | 295.00 | 260.00 | None |
| - TV-15 | TMEV5 | 350.00 | 320.00 | 295.00 | 260.00 | None |
| -Serial Component Video Service (SCVS) TV270 | | | | | | |
| | ZZYAC | 600.00 | 540.00 | \$500.00 | \$450.00 | None |
| - Per Port Termination High Definition TV Per Channel | | | | | | |
| | ZZYAD | 1,100.00 | 1,050.00 | 1,000.00 | 950.00 | None |
| Daily* | | | | | | |
| | <u>USOC</u> | <u>Daily Rate</u> | | <u>Non-Recurring</u> | | |
| - TV-1 or 2 | TMEV1 | \$200.00 | | None | | |
| - 4TV-5 | TMEV4 | 200.00 | | None | | |
| - 6TV-5 | TMEV6 | 200.00 | | None | | |
| - TV-15 | TMEV5 | 200.00 | | None | | |

* Daily rates will be topped and maximum rates derived as set forth in 7.4.1 (B) preceding.

(N)

(This page filed under Transmittal No. 912)

Issued: November 16, 2017

Effective: December 1, 2017

Vice President
201 East Fourth Street
Cincinnati, Ohio 45202

ACCESS SERVICE

7. Rates and Charges (Cont'd)7.5 Rates and Charges (Cont'd)7.5.15 Non-Competitive End User Channel Termination Rates (Cont'd) (N)(F) Digital Data Service*

| | | <u>Recurring Charges</u> | | |
|--|-------------|--------------------------|---------------|---------------|
| | <u>USOC</u> | <u>Rates</u> | <u>36 Mo.</u> | <u>60 Mo.</u> |
| Per point of termination | | | | |
| - 2.4 kbps | T6ECS | \$ 90.00 | \$60.09 | \$56.93 |
| - 4.8 kbps | T6ECS | 90.00 | 60.09 | 56.93 |
| - 9.6 kbps | T6ECS | 90.00 | 60.09 | 56.93 |
| - 19.2 kbps | T6ECS | 110.05 | 76.48 | 72.45 |
| - 56.0 kbps | T6ECS | 110.05 | 76.48 | 72.45 |
| - 64.0 kbps | T6ECS | 110.05 | 76.48 | 72.45 |
| - All Digital Data CT's Nonrecurring Charge, each - None | | | | |

(D) Optional Features and Functions

| | <u>USOC</u> | <u>Monthly Rates</u> | <u>Nonrecurring Charges</u> |
|---|-------------|----------------------|-----------------------------|
| (1) Bridging | | | |
| - Per port | BCNDA | \$ 6.00 | None |
| (2) Secondary Channel Capability, per point of termination | SFS | None | None |

* One Year Minimum on all features and functions.

(N)

(This page filed under Transmittal No. 912)

Issued: November 16, 2017

Effective: December 1, 2017

Vice President
201 East Fourth Street
Cincinnati, Ohio 45202

ACCESS SERVICE

7. Rates and Charges (Cont'd)7.5 Rates and Charges (Cont'd)7.5.15 Non-Competitive End User Channel Termination Rates (Cont'd)

(F) High Capacity Services*

1.544 Mbps (MercNet 1.5)

USOCs TZGA1, TZGA4

| <u>MONTHLY</u> | <u>12 MOS.</u> | <u>24 MOS.</u> | <u>36 MOS.</u> | <u>48 MOS.</u> | <u>60 MOS.</u> | <u>84 MOS.</u> |
|----------------|----------------|----------------|----------------|----------------|----------------|----------------|
|----------------|----------------|----------------|----------------|----------------|----------------|----------------|

| | | | | | | |
|--------------|--------------|----------|----------|----------|----------|----------|
| \$151.50 (I) | \$151.50 (I) | \$137.00 | \$129.00 | \$125.60 | \$122.21 | \$110.00 |
|--------------|--------------|----------|----------|----------|----------|----------|

| | <u>MONTHLY</u> | <u>12 MOS.</u> | <u>36 MOS.</u> | <u>60 MOS.</u> |
|-------------------------------|----------------|----------------|----------------|----------------|
| 3.0 Mbps <u>(MercNet 3.0)</u> | \$ 290.00 | \$ 290.00 | \$ 258.00 | \$ 244.42 |
| 4.5 Mbps <u>(MercNet 4.5)</u> | \$ 435.00 | \$ 435.00 | \$ 387.00 | \$ 366.63 |
| 6.0 Mbps <u>(MercNet 6.0)</u> | \$ 580.00 | \$ 580.00 | \$ 516.00 | \$ 488.84 |

(MercNet 45/STS-1)

1st Chan term - USOCs TZGB1, TZGB4

2nd Chan term - USOCs TZGC1, TZGC4

3rd Chan term - USOCs TZGD1, TZGD4

| <u>MONTHLY</u> | <u>12 MOS.</u> | <u>24 MOS.</u> | <u>36 MOS.</u> | <u>48 MOS.</u> | <u>60 MOS.</u> | <u>84 MOS.</u> |
|----------------|----------------|----------------|----------------|----------------|----------------|----------------|
|----------------|----------------|----------------|----------------|----------------|----------------|----------------|

| | | | | | | |
|-----------|-----------|-----------|-----------|-----------|-----------|-----------|
| \$ 750.00 | \$ 750.00 | \$ 725.00 | \$ 700.00 | \$ 677.00 | \$ 654.00 | \$ 600.00 |
|-----------|-----------|-----------|-----------|-----------|-----------|-----------|

* One Year Minimum on all features and functions.

(This page filed under Transmittal No. 915)

Issued: June 18, 2018

Effective: July 3, 2018

Vice President
201 East Fourth Street
Cincinnati, Ohio 45202

ACCESS SERVICE

7. Special Access Service (Cont'd)

7.5 Rates and Charges (Cont'd)

7.5.15 End User Channel Termination Rates for Non-competitive Counties (N)
(Cont'd)

(F) High Capacity Services (Cont'd)*

(1) Optional Features and
Functions(b) Alternate Central Office
Channel

| | | | |
|--------------------------------|-------|----------|------|
| - Per 1.544 Mbps High Capacity | AVXA1 | \$ 71.30 | None |
| - Per 45 Mbps/STS-1 High | | | |

(c) Service To Service
Through Connect
Arrangement

| | | | |
|---------------------------------------|-------|------|------|
| - Per 1.544 Mbps High Capacity or DSO | STM1X | None | None |
|---------------------------------------|-------|------|------|

(d) Clear Channel Capability

| | | | |
|---|-----|------|------|
| - Per High Capacity channel termination | CLR | None | None |
|---|-----|------|------|

(e) Interoffice Access
Diversity (EAD)

| | | | |
|---|-------|----------|------|
| - Per 1.544 Mbps or 45 Mbps/STS-1 High Capacity | DZQX1 | \$ 12.00 | None |
|---|-------|----------|------|

(f) Digital Facility
Cross-Connection

| | | | |
|---------|-------|----------|------|
| Per DS1 | DXZ01 | \$ 10.57 | None |
| Per DS3 | DXZ03 | \$ 60.78 | None |

* One Year Minimum on all features and functions.

(N)

(This page filed under Transmittal No. 912)

Issued: November 16, 2017

Effective: December 1, 2017

Vice President
201 East Fourth Street
Cincinnati, Ohio 45202

ACCESS SERVICE

7. Special Access Service (Cont'd)

7.6 Individual Case Filings

Rates and charges for Special Access Service provided on an individual case basis are filed following:

(D)
|
|
(D)

Issued: January 28, 1991

Effective: March 14, 1991

Senior Vice President
201 East Fourth Street
Cincinnati, Ohio 45202

ACCESS SERVICE

7. Special Access Service (Cont'd)

7.6 Individual Case Filings (Cont'd)

(T)

(D)

|

|

(D)

Issued: January 28, 1991

Effective: March 14, 1991

Senior Vice President
201 East Fourth Street
Cincinnati, Ohio 45202

ACCESS SERVICE

7. Special Access Service (Cont'd)

7.6 Individual Case Filings (Cont'd)

(D)
|
|
|
|
(D)

Issued: August 26, 1991

Effective: October 10, 1991

Senior Vice President
201 East Fourth Street
Cincinnati, Ohio 45202

TARIFF FCC NO. 35
2nd Revised Page 109.117
Cancels 1st Revised Page 109.117

7. Special Access Service (Cont'd)

(S) (x)

(S) (x)

Effective: July 6, 1990

Vice President
201 East Fourth Street
Cincinnati, Ohio 45202

CINCINNATI BELL TELEPHONE COMPANY

TARIFF FCC NO. 35
3rd Revised Page 109.118
Cancels 2nd Revised Page 109.118

ACCESS SERVICE

(D)

(D)

Pages 109.118 through 206 are reserved for future use.

Issued: March 20, 1998

Effective: April 4, 1998

Vice President
201 East Fourth Street
Cincinnati, Ohio 45202