

## ACCESS SERVICE

Regulations, Rates and Charges  
applying to the provision of Access Services  
within a Local Access and Transport Area (LATA) or  
equivalent Market Area for connection to interstate  
communications facilities for Interstate Customers within the  
operating territories of Issuing Carriers in the attached Title Pages.

Access Services are provided by means of wire, fiber optics, radio or any other suitable technology or a combination thereof.

(D)

(D)

(D)

Transmittal No. 127

Issued: May 1, 2007

Effective: May 16, 2007

Emmanuel Staurulakis  
President  
7852 Walker Drive, Greenbelt, Maryland 20770

**ISSUING CARRIERS****NAME OF COMPANY****PREVIOUS TARIFF CANCELLED**

Atlantic Telephone Membership Corporation  
P.O. Box 3198  
Shallotte, NC 28459

TARIFF F.C.C. NO. 1  
[Cancellation Effective August 1, 1994]

Farmers Telephone Cooperative, Inc.  
P.O. Box 588  
Kingstree, SC 29556

TARIFF F.C.C. NO. 1  
[Cancellation Effective August 1, 1994]

Hargray Telephone Company, Inc.  
P.O. Box 5519  
Hilton Head Island, SC 29938

TARIFF F.C.C. NO. 1  
[Cancellation Effective August 1, 1994]

Horry Telephone Cooperative, Inc.  
P.O. Box 1820  
Conway, SC

TARIFF F.C.C. NO. 1  
[Cancellation Effective August 1, 1994]

Millington Telephone Company, Inc. d/b/a Ritter Communications  
P.O. Box 429  
Millington, TN 38053

TARIFF F.C.C. NO. 1  
[Cancellation Effective August 1, 1994]

Mt. Horeb Telephone Company  
P.O. Box 65  
Mount Horeb, WI 53572

TARIFF F.C.C. NO. 1  
[Cancellation Effective August 1, 1994]

Comporium, Inc.  
P.O. Box 470  
Rock Hill, SC 29731

(T)

Lancaster Telephone Company d/b/a Comporium Communications  
703 North White Street  
Lancaster, SC 29721

Fort Mill Telephone Company d/b/a Comporium Communications  
200 Tom Hall Street  
Fort Mill, SC 29716

Transmittal No. 177

**ISSUING CARRIERS**

**NAME OF COMPANY**

**PREVIOUS TARIFF CANCELLED**

Home Telephone ILEC, LLC d/b/a Home Telecom  
P.O. Box 1194  
Moncks Corner, SC 29461

Bluffton Telephone Company, Inc.  
P.O. Box 346  
Bluffton, SC 29910

Knology of the Valley, Inc.  
P.O. Box 510  
West Point, GA 31833

Smart City Telecommunications LLC d/b/a Smart City Telecom  
P.O. Box 22555  
Lake Buena Vista, FL 32830

South Central Rural Telecommunications Cooperative, Inc.  
P.O. Box 159  
Glasgow, KY 42142

TARIFF F.C.C. NO. 1  
[Cancellation Effective June 30, 2007]

TDS Telecom Companies-Group A, Comprised of the Following Issuing Carriers

Camden Telephone & Telegraph Company, Inc. d/b/a TDS Telecom  
525 Junction Road  
P.O. Box 5158  
Madison, WI 53705-0158

Mt. Vernon Telephone Company d/b/a TDS Telecom  
525 Junction Road  
P.O. Box 5158  
Madison, WI 53705-0158

Oklahoma Communication Systems, LLC d/b/a TDS Telecom  
525 Junction Road  
P.O. Box 5158  
Madison, WI 53705-0158

(T)

Tennessee Telephone Company d/b/a TDS Telecom  
525 Junction Road  
P.O. Box 5158  
Madison, WI 53705-0158

Transmittal No. 214

**ISSUING CARRIERS**

**NAME OF COMPANY**

**PREVIOUS TARIFF CANCELLED**

Chesnee Telephone Company, Inc. d/b/a Chesnee Communications  
208 South Alabama Avenue  
P.O. Box 430  
Chesnee, SC 29323

Gearheart Communications Company, Inc. d/b/a Coalfields Telephone Company  
20 Laynesville Road  
P.O. Box 160  
Harold, KY 41635

Skyline Telephone Membership Corporation  
1200 NC Highway 194 North  
P.O. Box 759  
West Jefferson, NC 28694-0759

Yadkin Valley Telephone Membership Corporation  
1421 Courtney-Huntsville Road  
P.O. Box 368  
Yadkinville, NC 27055

Citizens Telephone Company d/b/a Comporium Communications  
225 East Main Street  
P.O. Box 1137  
Brevard, North Carolina 28712

TruVista Communications Companies, Comprised of the Following Issuing Carriers:

Chester Telephone Company d/b/a TruVista Communications  
112 York Street  
P.O. Box 160  
Chester, SC 29706-0160

Lockhart Telephone Company d/b/a TruVista Communications  
112 York Street  
P.O. Box 160  
Chester, SC 29706-0160

Ridgeway Telephone Company d/b/a TruVista Communications  
112 York Street  
P.O. Box 160  
Chester, SC 29706-0160

Tri County Telephone Association, Inc.  
405 South 4th Street  
P.O. Box 310  
Basin, Wyoming 82410

(N)  
|  
(N)

Transmittal No. 161



**ISSUING CARRIERS**

**NAME OF COMPANY**

**PREVIOUS TARIFF CANCELLED**

Livingston Telephone Company  
701 West Church Street  
Suite B  
Livingston, Texas 77351-3198

TDS Telecom Companies-Group B, Comprised of the Following Issuing Carriers

Arvig Telephone Company d/b/a TDS Telecom  
525 Junction Road  
P.O. Box 5158  
Madison, WI 53705-0158

Badger Telecom, LLC d/b/a TDS Telecom  
525 Junction Road  
P.O. Box 5158  
Madison, WI 53705-0158

Blue Ridge Telephone Company d/b/a TDS Telecom  
525 Junction Road  
P.O. Box 5158  
Madison, WI 53705-0158

Bridge Water Telephone Company d/b/a TDS Telecom  
525 Junction Road  
P.O. Box 5158  
Madison, WI 53705-0158

Central State Telephone Company, LLC d/b/a TDS Telecom  
525 Junction Road  
P.O. Box 5158  
Madison, WI 53705-0158

Concord Telephone Exchange, Inc. d/b/a TDS Telecom  
525 Junction Road  
P.O. Box 5158  
Madison, WI 53705-0158

Mid-Plains Telephone Company, LLC d/b/a TDS Telecom  
525 Junction Road  
P.O. Box 5158  
Madison, WI 53705-0158

(N)

(N)

Transmittal No. 181

**ISSUING CARRIERS****NAME OF COMPANY****PREVIOUS TARIFF CANCELLED**

TDS Telecom Companies-Group B, Comprised of the Following Issuing Carriers (Cont'd)

Mid-State Telephone Company d/b/a TDS Telecom SAC 361433  
525 Junction Road  
P.O. Box 5158  
Madison, WI 53705-0158

Nelson-Ball Ground Telephone Company d/b/a TDS Telecom  
525 Junction Road  
P.O. Box 5158  
Madison, WI 53705-0158

Quincy Telephone Company d/b/a TDS Telecom SAC 210338  
525 Junction Road  
P.O. Box 5158  
Madison, WI 53705-0158

Quincy Telephone Company d/b/a TDS Telecom SAC 220338  
525 Junction Road  
P.O. Box 5158  
Madison, WI 53705-0158

Stockbridge & Sherwood Telephone Company d/b/a TDS Telecom  
525 Junction Road  
P.O. Box 5158  
Madison, WI 53705-0158

Strasburg Telephone Company d/b/a TDS Telecom  
525 Junction Road  
P.O. Box 5158  
Madison, WI 53705-0158

Tellico Telephone Company, Inc. d/b/a TDS Telecom  
525 Junction Road  
P.O. Box 5158  
Madison, WI 53705-0158

UTELCO, LLC d/b/a TDS Telecom  
525 Junction Road  
P.O. Box 5158  
Madison, WI 53705-0158

(N)

(N)

Transmittal No. 181

**ISSUING CARRIERS**

**NAME OF COMPANY**

**PREVIOUS TARIFF CANCELLED**

Bixby Telephone Company  
6 East Breckenridge  
Bixby, OK 74008-0098

Ellijay Telephone Company  
224 Dalton Street  
P.O. Box O  
Ellijay, GA 30540

Brindlee Mountain Telephone LLC  
113 South Main Street  
Arab, AL 35016

Otelco Telephone LLC  
505 3<sup>rd</sup> Avenue East  
Oneonta, AL 35121

(D)  
|  
(D)

Saco River Telephone LLC  
56 Campus Drive  
New Gloucester, ME 04260

Etex Telephone Cooperative, Inc.  
Highway 155 North  
P.O. Box 180  
Gilmer, TX 75644

Transmittal No. 197

**ISSUING CARRIERS**

**NAME OF COMPANY**

**PREVIOUS TARIFF CANCELLED**

TDS Telecom Companies-Group C, Comprised of the Following Issuing Carriers

Butler Telephone Company, Inc. d/b/a TDS Telecom  
525 Junction Road  
P.O. Box 5158  
Madison, WI 53705-0158

Communications Corporation of Indiana d/b/a TDS Telecom  
525 Junction Road  
P.O. Box 5158  
Madison, WI 53705-0158

Kearsarge Telephone Company d/b/a TDS Telecom  
525 Junction Road  
P.O. Box 5158  
Madison, WI 53705-0158

MCTA, Inc. d/b/a TDS Telecom  
Comprised of Merrimack County Telephone Company - Contoocook Valley SAC 123321 and (T)  
Hollis Telephone Company, Inc. SAC 123321  
525 Junction Road  
P.O. Box 5158  
Madison, WI 53705-0158

Merrimack County Telephone Company d/b/a TDS Telecom SAC 120047  
525 Junction Road  
P.O. Box 5158  
Madison, WI 53705-0158

Peoples Telephone Company, Inc. d/b/a TDS Telecom  
525 Junction Road  
P.O. Box 5158  
Madison, WI 53705-0158

Somerset Telephone Company d/b/a TDS Telecom  
525 Junction Road  
P.O. Box 5158  
Madison, WI 53705-0158

Southwestern Telephone Company d/b/a TDS Telecom  
525 Junction Road  
P.O. Box 5158  
Madison, WI 53705-0158

Williston Telephone Company d/b/a TDS Telecom  
525 Junction Road  
P.O. Box 5158  
Madison, WI 53705-0158

Transmittal No. 214

**ISSUING CARRIERS****NAME OF COMPANY****PREVIOUS TARIFF CANCELLED**

TDS Telecom Companies-Group D, Comprised of the Following Issuing Carriers

(N)

Amelia Telephone Corporation d/b/a TDS Telecom  
525 Junction Road  
P.O. Box 5158  
Madison, WI 53705-0158

Arizona Telephone Company d/b/a TDS Telecom  
525 Junction Road  
P.O. Box 5158  
Madison, WI 53705-0158

Delta County Tele-Comm, Inc. d/b/a TDS Telecom  
525 Junction Road  
P.O. Box 5158  
Madison, WI 53705-0158

Leslie County Telephone Company d/b/a TDS Telecom  
525 Junction Road  
P.O. Box 5158  
Madison, WI 53705-0158

Midway Telephone Company, LLC d/b/a TDS Telecom  
525 Junction Road  
P.O. Box 5158  
Madison, WI 53705-0158

Riverside Telecom, LLC d/b/a TDS Telecom  
525 Junction Road  
P.O. Box 5158  
Madison, WI 53705-0158

Tipton Telephone Company, Inc. d/b/a TDS Telecom  
525 Junction Road  
P.O. Box 5158  
Madison, WI 53705-0158

Tri-County Telephone Company, Inc. d/b/a TDS Telecom  
525 Junction Road  
P.O. Box 5158  
Madison, WI 53705-0158

Union Telephone Company d/b/a TDS Telecom  
525 Junction Road  
P.O. Box 5158  
Madison, WI 53705-0158

(N)

Transmittal No. 190

**ISSUING CARRIERS**

**NAME OF COMPANY**

**PREVIOUS TARIFF CANCELLED**

TDS Telecom Companies-Group D, Comprised of the Following Issuing Carriers (Cont'd)

Virginia Telephone Company d/b/a TDS Telecom  
525 Junction Road  
P.O. Box 5158  
Madison, WI 53705-0158

Waunakee Telephone Company LLC d/b/a TDS Telecom  
525 Junction Road  
P.O. Box 5158  
Madison, WI 53705-0158

Wilton Telephone Company, Inc. d/b/a TDS Telecom  
525 Junction Road  
P.O. Box 5158  
Madison, WI 53705-0158

Hancock Rural Telephone Corporation d/b/a NineStar Connect  
2243 East Main Street  
Greenfield, IN 46140

Piedmont Rural Telephone Cooperative, Inc.  
201 Anderson Drive  
Laurens, SC 29360

Ringgold Telephone Company  
6203 Alabama Highway  
P.O. Box 869  
Ringgold, GA 30736

Star Telephone Membership Corp.  
3900 North US Highway 421  
Clinton, NC 28328

Winnebago Cooperative Telecom Association  
704 East Main  
Lake Mills, IA 50450

Winnebago Cooperative Telecom Association-LB  
Comprised of Lakota and Bancroft, IA Exchanges, Study Area Code 351338  
704 East Main  
Lake Mills, IA 50450

(N)  
—  
(N)

Transmittal No. 201

**ISSUING CARRIERS****NAME OF COMPANY****PREVIOUS TARIFF CANCELLED**

Totah Communications, Inc.  
101 South Ochelata Street  
Ochelata, OK 74051

Pine Telephone Company  
Second & Park Drive  
P.O. Box 548  
Broken Bow, OK 74728

Moundridge Telephone Company  
109 North Christian Avenue  
P.O. Box 960  
Moundridge, KS 67107-0960

The Pioneer Telephone Association, Inc.  
d/b/a Pioneer Communications  
120 West Kansas Avenue  
P.O. Box 707  
Ulysses, KS 67880-0707

Heartland Telecommunications Company of Iowa  
d/b/a Premier Communications  
339 1st Avenue NE  
Sioux Center, IA 51250

Arkwest Communications, Inc.  
205 East Seventh Street  
P.O. Box 699  
Danville, AR 72833

Blackfoot Telephone Cooperative, Inc.  
1221 North Russell Street  
Missoula, MT 59808

Chazy & Westport Telephone Corporation  
2 Champlain Avenue  
P.O. Box 249  
Westport, NY 12993

ComSouth Telecommunications, Inc.  
99 Broad Street  
P.O. Box 1298  
Hawkinsville, GA 31036

(N)

(N)

Transmittal No. 208

**ISSUING CARRIERS****NAME OF COMPANY****PREVIOUS TARIFF CANCELLED**

Consolidated Telco, Inc.\*  
6900 Van Dorn, Suite 21  
P.O. Box 6147  
Lincoln, NE 68506-0147

(N)

Consolidated Telecom, Inc.  
6900 Van Dorn Street, Suite 21  
P.O. Box 6147  
Lincoln, NE 68506-0147

Consolidated Telephone Company  
6900 Van Dorn, Suite 21  
P.O. Box 6147  
Lincoln, NE 68506-0147

Curtis Telephone Company  
c/o Consolidated Company  
6900 Van Dorn, Suite 21  
P.O. Box 6147  
Lincoln, NE 68506-0147

Cross Tel. Co.  
704 3rd Avenue  
P.O. Box 9  
Warner, OK 74469-0009

Dalton Telephone Company\*  
60 Beckwith Drive  
P.O. Box 19817  
Colorado City, CO 81019

Eastex Telephone Cooperative, Inc.  
3675 U.S. Highway 79  
South P.O. Box 150  
Henderson, TX 75653-0150

Elsie Communications, Inc.\*  
60 Beckwith Drive  
P.O. Box 19848  
Colorado City, CO 81019

\

Fremont Telcom Co.  
1221 North Russell Street  
Missoula, MT 59808

(N)

\*Common Line Rates only

Transmittal No. 208



**ISSUING CARRIERS****NAME OF COMPANY****PREVIOUS TARIFF CANCELLED**

Grand River Mutual Telephone Company-Iowa

Comprised of Grand River Mutual Telephone Company SAC 351888 and  
South Central Communications, Inc. SAC 351888

1001 Kentucky Street

P.O. Box 167

Princeton, MO 64673

Grand River Mutual Telephone Company-Missouri

Comprised of Grand River Mutual Telephone Company SAC 421888

1001 Kentucky Street

P.O. Box 167

Princeton, MO 64673

Highland Telephone Cooperative

392 Potomac River Road

P.O. Box 340

Monterey, VA 24465-0340

Industry Telephone Company

17105 Fordtran Boulevard

P.O. Box 40

Industry, TX 78944

Lumos Telephone of Botetourt Inc.

c/o Lumos Telephone Inc.

One Lumos Plaza

P.O. Box 1068

Waynesboro, VA 22980

Mark Twain Rural Telephone Company

48054 State Highway 6

P.O. Box 68

Hurdland, MO 63547-0068

Mid-Plains Rural Tel. Coop., Inc.

411 North Hale Avenue

P.O. Box 300

Tulia, TX 79088-0300

(N)

(N)

Transmittal No. 208

Issued: June 16, 2017

Effective: July 1, 2017

President  
7852 Walker Drive, Greenbelt, Maryland 20770

**ISSUING CARRIERS****NAME OF COMPANY****PREVIOUS TARIFF CANCELLED**

Pineland Telephone Cooperative, Inc.  
30 South Rountree Street  
P.O. Box 678  
Metter, GA 30439-0678

Twin Lakes Telephone Cooperative Corp.  
200 Telephone Lane  
P.O. Box 67  
Gainesboro, TN 38562

Wilkes Telephone & Electric Company  
11 Court Street  
P.O. Box 277  
Washington, GA 30673

Bruce Telephone Company, Inc.  
c/o Fail, Inc.  
12 Third Street  
P.O. Box 922  
Bay Springs, MS 39422-1680

Chickamauga Telephone Corporation  
c/o Fail Telecommunications Corporation  
12 Third Street  
P.O. Box 922  
Bay Springs, MS 39422-1600

Fulton Telephone Company, Inc.  
c/o Fail, Inc.  
12 Third Street  
P.O. Box 922  
Bay Springs, MS 39422-1680

Mound Bayou Telephone & Communications, Inc.  
c/o Fail, Inc.  
12 Third Street  
P.O. Box 922  
Bay Springs, MS 39422-1680

(N)

(N)

Transmittal No. 208

Issued: June 16, 2017

Effective: July 1, 2017

President  
7852 Walker Drive, Greenbelt, Maryland 20770

**ISSUING CARRIERS****NAME OF COMPANY****PREVIOUS TARIFF CANCELLED**

Knology Total Communications, Inc.  
1241 OG Skinner Drive  
West Point, GA 31833

Valley Telephone Co., LLC  
c/o Knology, Inc.  
1241 OG Skinner Drive  
West Point, GA 31833

Blountsville Telephone LLC  
505 3rd Avenue East  
Oneonta, AL 35121

Granby Telephone LLC  
126 South Beaver Avenue  
P.O. Box 200  
Granby, MO 64844

Hopper Telecommunications LLC  
505 3rd Avenue East  
Oneonta, AL 35121

Mid-Maine Telecom LLC  
505 3rd Avenue East  
Oneonta, AL 35121

Otelco Mid-Missouri LLC  
505 3rd Avenue East  
Oneonta, AL 35121

Pine Tree Telephone LLC  
505 3rd Avenue East  
Oneonta, AL 35121

Shoreham Telephone LLC  
c/o Otelco Inc.  
56 Campus Drive  
New Gloucester, ME 04260

War Telephone LLC  
c/o Otelco Inc.  
56 Campus Drive  
New Gloucester, ME 04260

(N)

(N)

Transmittal No. 208

**ISSUING CARRIERS****NAME OF COMPANY****PREVIOUS TARIFF CANCELLED**

Mutual Telephone Company  
339 First Avenue, North East  
P.O. Box 200  
Sioux Center, IA 51250

Northern Iowa Telephone Company  
339 First Avenue, North East  
P.O. Box 200  
Sioux Center, IA 51250

Webb-Dickens Telephone Corporation  
339 First Avenue, North East  
P.O. Box 200  
Sioux Center, IA 51250

S & A Telephone Co., Inc.\*  
413 Main Street  
P.O. Box 68  
Allen, KS 66833-0068

Smithville Telephone Company, Inc.  
63470 Highway 25 North  
P.O. Box 117  
Smithville, MS 38870

Tri-County Telephone Company, Inc. – AR  
c/o E. Ritter Communications, Inc.  
2400 Ritter Drive  
P.O. Box 17040  
Jonesboro, AR 72403

\*Common Line rates only

(N)

(N)

Transmittal No. 208

**ISSUING CARRIERS****NAME OF COMPANY****PREVIOUS TARIFF CANCELLED**

TDS Telecom Companies-Group E, Comprised of the Following Issuing Carriers

(N)

Communication Corporation of Michigan  
525 Junction Road  
P.O. Box 5158  
Madison, WI 53705-0158

Deposit Telephone Company, Inc.  
525 Junction Road  
P.O. Box 5158  
Madison, WI 53705-0158

Hampden Telephone Company  
525 Junction Road  
P.O. Box 5158  
Madison, WI 53705-0158

Hartland and St. Albans Telephone Company  
525 Junction Road  
P.O. Box 5158  
Madison, WI 53705-0158

Hornitos Telephone Co.  
525 Junction Road  
P.O. Box 5158  
Madison, WI 53705-0158

Ludlow Telephone Company  
525 Junction Road  
P.O. Box 5158  
Madison, WI 53705-0158

McClellanville Telephone Company, Inc.  
525 Junction Road  
P.O. Box 5158  
Madison, WI 53705-0158

New Castle Telephone Company  
525 Junction Road  
P.O. Box 5158  
Madison, WI 53705-0158

(N)

Transmittal No. 208

**ISSUING CARRIERS****NAME OF COMPANY****PREVIOUS TARIFF CANCELLED**

TDS Telecom Companies-Group E, Comprised of the Following Issuing Carriers (Cont'd)

(N)

Port Byron Telephone Company  
525 Junction Road  
P.O. Box 5158  
Madison, WI 53705-0158

Southeast Mississippi Telephone Company, Inc.  
525 Junction Road  
P.O. Box 5158  
Madison, WI 53705-0158

St. Stephen Telephone Company  
525 Junction Road  
P.O. Box 5158  
Madison, WI 53705-0158

Sugar Valley Telephone Company  
525 Junction Road  
P.O. Box 5158  
Madison, WI 53705-0158

Vernon Telephone Company, Inc.  
525 Junction Road  
P.O. Box 5158  
Madison, WI 53705-0158

Warren Telephone Company  
525 Junction Road  
P.O. Box 5158  
Madison, WI 53705-0158

Winterhaven Telephone Company  
525 Junction Road  
P.O. Box 5158  
Madison, WI 53705-0158

(N)

Transmittal No. 208

**ISSUING CARRIERS****NAME OF COMPANY****PREVIOUS TARIFF CANCELLED**

TDS Telecom Companies-Group F, Comprised of the Following Issuing Carriers

(N)

Asotin Telephone Company (OR)  
525 Junction Road  
P.O. Box 5158  
Madison, WI 53705-0158

Asotin Telephone Company (WA)  
525 Junction Road  
P.O. Box 5158  
Madison, WI 53705-0158

Calhoun City Telephone Company, Inc.  
525 Junction Road  
P.O. Box 5158  
Madison, WI 53705-0158

Chatham Telephone Company  
525 Junction Road  
P.O. Box 5158  
Madison, WI 53705-0158

Communications Corporation of Southern Indiana  
525 Junction Road  
P.O. Box 5158  
Madison, WI 53705-0158

Dickeyville Telephone LLC  
525 Junction Road  
P.O. Box 5158  
Madison, WI 53705-0158

EastCoast Telecom of Wisconsin, LLC  
525 Junction Road  
P.O. Box 5158  
Madison, WI 53705-0158

Edwards Telephone Company, Inc.  
525 Junction Road  
P.O. Box 5158  
Madison, WI 53705-0158

(N)

Transmittal No. 208

**ISSUING CARRIERS****NAME OF COMPANY****PREVIOUS TARIFF CANCELLED**

TDS Telecom Companies-Group F, Comprised of the Following Issuing Carriers (Cont'd)

(N)

Home Telephone Company, Inc. (IN)  
525 Junction Road  
P.O. Box 5158  
Madison, WI 53705-0158

Humphreys County Telephone Company  
525 Junction Road  
P.O. Box 5158  
Madison, WI 53705-0158

Mid-America Telephone, Inc.  
525 Junction Road  
P.O. Box 5158  
Madison, WI 53705-0158

Myrtle Telephone Company, Inc.  
525 Junction Road  
P.O. Box 5158  
Madison, WI 53705-0158

Potlatch Telephone Company  
525 Junction Road  
P.O. Box 5158  
Madison, WI 53705-0158

Shiawassee Telephone Company  
525 Junction Road  
P.O. Box 5158  
Madison, WI 53705-0158

Tenney Telephone Company, LLC  
525 Junction Road  
P.O. Box 5158  
Madison, WI 53705-0158

The Farmers Telephone Company, LLC  
525 Junction Road  
P.O. Box 5158  
Madison, WI 53705-0158

Wolverine Telephone Company  
525 Junction Road  
P.O. Box 5158  
Madison, WI 53705-0158

(N)

Transmittal No. 208



**ISSUING CARRIERS****NAME OF COMPANY****PREVIOUS TARIFF CANCELLED**

TDS Telecom Companies-Group G, Comprised of the Following Issuing Carriers

(N)

Arcadia Telephone Company  
525 Junction Road  
P.O. Box 5158  
Madison, WI 53705-0158

Black Earth Telephone Company, LLC  
525 Junction Road  
P.O. Box 5158  
Madison, WI 53705-0158

Bonduel Telephone Company, LLC  
525 Junction Road  
P.O. Box 5158  
Madison, WI 53705-0158

Burlington, Brighton and Wheatland Telephone Company  
525 Junction Road  
P.O. Box 5158  
Madison, WI 53705-0158

Camden Telephone Company, Inc.  
525 Junction Road  
P.O. Box 5158  
Madison, WI 53705-0158

Cobbosseecontee Telephone Company  
525 Junction Road  
P.O. Box 5158  
Madison, WI 53705-0158

Continental Telephone Company  
525 Junction Road  
P.O. Box 5158  
Madison, WI 53705-0158

Grantland Telecom, LLC  
525 Junction Road  
P.O. Box 5158  
Madison, WI 53705-0158

Happy Valley Telephone Company  
525 Junction Road  
P.O. Box 5158  
Madison, WI 53705-0158

(N)

Transmittal No. 208

**ISSUING CARRIERS****NAME OF COMPANY****PREVIOUS TARIFF CANCELLED**

TDS Telecom Companies-Group G, Comprised of the Following Issuing Carriers (Cont'd)

(N)

Island Telephone Company  
525 Junction Road  
P.O. Box 5158  
Madison, WI 53705-0158

Lewis River Telephone Company, Inc.  
525 Junction Road  
P.O. Box 5158  
Madison, WI 53705-0158

Lewisport Telephone Company  
525 Junction Road  
P.O. Box 5158  
Madison, WI 53705-0158

Little Miami Communications Corporation  
525 Junction Road  
P.O. Box 5158  
Madison, WI 53705-0158

Mahanoy and Mahantango Telephone Company  
525 Junction Road  
P.O. Box 5158  
Madison, WI 53705-0158

McDaniel Telephone Company  
525 Junction Road  
P.O. Box 5158  
Madison, WI 53705-0158

Mosinee Telephone Company, LLC  
525 Junction Road  
P.O. Box 5158  
Madison, WI 53705-0158

Northfield Telephone Company  
525 Junction Road  
P.O. Box 5158  
Madison, WI 53705-0158

Oakwood Telephone Company  
525 Junction Road  
P.O. Box 5158  
Madison, WI 53705-0158

(N)

Transmittal No. 208

**ISSUING CARRIERS**

**NAME OF COMPANY**

**PREVIOUS TARIFF CANCELLED**

TDS Telecom Companies-Group G, Comprised of the Following Issuing Carriers (Cont'd)

Vernon Telephone Company, Inc. - Oriskany Falls (T)  
525 Junction Road  
P.O. Box 5158  
Madison, WI 53705-0158

Perkinsville Telephone Company, Inc.  
525 Junction Road  
P.O. Box 5158  
Madison, WI 53705-0158

Salem Telephone Company  
525 Junction Road  
P.O. Box 5158  
Madison, WI 53705-0158

Scandinavia Telephone Company, LLC  
525 Junction Road  
P.O. Box 5158  
Madison, WI 53705-0158

Southeast Telephone Co. of Wisconsin, LLC  
525 Junction Road  
P.O. Box 5158  
Madison, WI 53705-0158

The Home Telephone Company of Pittsboro, Inc.  
525 Junction Road  
P.O. Box 5158  
Madison, WI 53705-0158

The Island Telephone Company  
525 Junction Road  
P.O. Box 5158  
Madison, WI 53705-0158

The Merchants and Farmers Telephone Company  
525 Junction Road  
P.O. Box 5158  
Madison, WI 53705-0158

The State Long Distance Telephone Company, LLC  
525 Junction Road  
P.O. Box 5158  
Madison, WI 53705-0158

Transmittal No. 214

**ISSUING CARRIERS**

**NAME OF COMPANY**

**PREVIOUS TARIFF CANCELLED**

TDS Telecom Companies-Group G, Comprised of the Following Issuing Carriers (Cont'd)

The West Penobscot Telephone and Telegraph Company  
525 Junction Road  
P.O. Box 5158  
Madison, WI 53705-0158

Township Telephone Company, Inc.  
525 Junction Road  
P.O. Box 5158  
Madison, WI 53705-0158

Winstead Telephone Company  
525 Junction Road  
P.O. Box 5158  
Madison, WI 53705-0158

TDS Telecom Companies\*

Norway Telephone Company, Inc.\*  
525 Junction Road  
P.O. Box 5158  
Madison, WI 53705-0158

Oakman Telephone Company, Inc.\*  
525 Junction Road  
P.O. Box 5158  
Madison, WI 53705-0158

The Vanlue Telephone Company\*  
525 Junction Road  
P.O. Box 5158  
Madison, WI 53705-0158

S and W Telephone Company, Inc.\*  
525 Junction Road  
P.O. Box 5158  
Madison, WI 53705-0158

West Point Telephone Company, Inc.\*  
525 Junction Road  
P.O. Box 5158  
Madison, WI 53705-0158

Mid-State Telephone Company - KMP\*  
525 Junction Road  
P.O. Box 5158  
Madison, WI 53705-0158

(T)

\*Common Line Rates only

Transmittal No. 214

Issued: March 16, 2018

Effective: April 1, 2018

President  
7852 Walker Drive, Greenbelt, Maryland 20770

**ISSUING CARRIERS****NAME OF COMPANY****PREVIOUS TARIFF CANCELLED**

American Broadband Nebraska Companies

Arlington Telephone Company  
c/o American Broadband  
1605 Washington Street  
Blair, NE 68008The Blair Telephone Company  
c/o American Broadband  
1605 Washington Street  
Blair, NE 68008Eastern Nebraska Telephone Company  
c/o American Broadband  
1605 Washington Street  
Blair, NE 68008Rock County Telephone Company  
c/o American Broadband  
1605 Washington Street  
Blair, NE 68008Taylor Telephone Cooperative, Inc.  
9798 North Interstate 20  
P.O. Box 370  
Merkel, TX 79536TeleGuam Holdings, LLC  
624 North Marie Corp. Drive  
Tamuning, GU 96913Valley Telephone Cooperative, Inc.  
881 East Hidalgo Avenue  
Raymondville, TX 78580

(N)

(N)

Transmittal No. 215

**ACCESS SERVICE****CHECK SHEET**

Title Page 1 to 17-5387 of this tariff and Supplement 10 are effective as of the date shown. Original and revised pages as named below contain all changes that are in effect on the date hereof.

<u>Page</u>	<u>Number of Revision Except as Indicated</u>	<u>Page</u>	<u>Number of Revision Except as Indicated</u>	<u>Page</u>	<u>Number of Revision Except as Indicated</u>
Title	1st	0-4.16	3rd	0-20	2nd
Title 2	25th	0-4.17	2nd	0-21	Original
Title 3	7th	0-4.18	3rd	0-22	4th
Title 4	4th	0-4.19	3rd	0-23	8th
Title 5	1st	0-4.20	10th	0-23.1	8th
Title 6	Original	0-4.21	8th	0-24	4th
Title 7	2nd	0-4.22	1st	0-24.1	4th
Title 8	1st	0-4.23	1st	0-24.2	1st
Title 9	Original	0-4.24	1st	0-24.3	5th
Title 10	2nd	0-4.25	1st	0-24.4	2nd
Title 11	2nd	0-4.26	1st	0-24.5	2nd
Title 12	Original	0-4.27	2nd	0-24.6	2nd
Title 13	Original	0-4.28	1st	0-24.7	2nd
Title 14	Original	0-4.29	2nd*	0-24.8	2nd
Title 15	Original	0-4.30	1st	0-24.9	2nd
Title 16	Original	0-4.31	1st	0-24.10	2nd
Title 17	Original	0-4.32	1st	0-24.11	3rd
Title 18	Original	0-4.33	4th	0-24.12	1st
Title 19	Original	0-4.34	1st	0-24.13	1st
Title 20	Original	0-4.35	1st	0-24.14	2nd
Title 21	Original	0-4.36	4th	0-24.15	1st
Title 22	Original	0-4.37	1st	0-24.16	2nd
Title 23	1st	0-4.38	1st	0-24.17	4th
Title 24	1st	0-4.39	1st	0-24.18	3rd
Title 25	Original	0-4.40	1st	0-24.19	5th
0-1	211th*	0-4.41	1st	0-24.20	1st
0-1.0	3rd	0-4.42	2nd	0-24.21	2nd
0-1.1	28th	0-4.43	2nd	0-24.22	1st
0-2	31st	0-4.44	Original	0-24.23	Original
0-3	58th*	0-4.45	1st*	0-24.24	Original
0-3.1	7th	0-4.46	Original	0-24.25	Original
0-4	83rd*	0-5	Original	0-24.26	Original
0-4.0	1st	0-6	1st	0-24.27	Original
0-4.1	74th*	0-7	11th	0-24.28	Original
0-4.1.1	3rd	0-7.1	2nd	0-24.29	Original
0-4.2	67th	0-8	7th	0-24.30	Original
0-4.3	80th	0-9	7th	0-24.31	Original
0-4.4	71st	0-9.1	2nd	0-24.32	Original
0-4.4.1	10th	0-10	2nd	0-24.33	Original
0-4.5	67th	0-11	3rd	0-24.34	Original
0-4.6	78th	0-12	4th	0-24.35	Original
0-4.7	30th	0-13	2nd	0-24.36	1st
0-4.8	17th	0-14	1st	0-24.37	1st
0-4.9	25th	0-15	Original	0-24.38	Original
0-4.10	12th	0-16	3rd	0-24.39	1st
0-4.11	5th	0-17	2nd		
0-4.12	6th	0-18	Original		
0-4.13	4th	0-19	4th		
0-4.14	6th				
0-4.15	4th				

\*Issued August 17, 2018

Transmittal No. 217

**ACCESS SERVICE****CHECK SHEET**

<b><u>Page</u></b>	<b><u>Number of Revision Except as Indicated</u></b>	<b><u>Page</u></b>	<b><u>Number of Revision Except as Indicated</u></b>	<b><u>Page</u></b>	<b><u>Number of Revision Except as Indicated</u></b>
0-24.40	Original	0-24.86	Original		
0-24.41	Original	0-24.87	Original		
0-24.42	Original	0-24.88	Original		
0-24.43	Original	0-24.89	Original		
0-24.44	Original	0-24.90	Original		
0-24.45	Original	0-24.91	Original		
0-24.46	Original	0-24.92	Original		
0-24.47	Original	0-24.93	Original		
0-24.48	Original	0-24.94	Original		
0-24.49	Original	0-24.95	1st		
0-24.50	Original	0-24.96	Original		
0-24.51	Original	0-24.97	Original		
0-24.52	Original	0-24.98	Original		
0-24.53	1st	0-24.99	Original		
0-24.54	Original	0-25	1st		
0-24.55	Original	0-26	5th		
0-24.56	Original	0-27	4th		
0-24.57	Original	0-27.1	Original		
0-24.58	Original	0-28	2nd		
0-24.59	Original	0-29	2nd		
0-24.60	Original	0-30	1st		
0-24.61	Original	0-31	1st		
0-24.62	Original	0-32	3rd		
0-24.63	Original	0-32.1	Original		
0-24.64	Original	0-33	1st		
0-24.65	Original	0-34	Original		
0-24.66	Original	1-1	1st		
0-24.67	Original				
0-24.68	Original				
0-24.69	Original				
0-24.70	Original				
0-24.71	Original				
0-24.72	Original				
0-24.73	Original				
0-24.74	Original				
0-24.75	Original				
0-24.76	Original				
0-24.77	Original				
0-24.78	Original				
0-24.79	Original				
0-24.80	Original				
0-24.81	Original				
0-24.82	Original				
0-24.83	Original				
0-24.84	Original				
0-24.85	Original				

\*Issued June 18, 2018

Transmittal No. 216

Issued: June 18, 2018

Effective: July 3, 2018

President  
7852 Walker Drive, Greenbelt, Maryland 20770

**ACCESS SERVICE****CHECK SHEET**

<b><u>Page</u></b>	<b><u>Number of Revision Except as Indicated</u></b>	<b><u>Page</u></b>	<b><u>Number of Revision Except as Indicated</u></b>	<b><u>Page</u></b>	<b><u>Number of Revision Except as Indicated</u></b>
2-1	Original	2-37	3rd	2-74	4th
2-2	Original	2-37.1	1st	2-75	3rd
2-3	Original	2-38	Original	2-76	3rd
2-4	Original	2-39	Original	2-77	6th
2-5	Original	2-40	Original	2-77.1	1st
2-6	Original	2-41	Original	2-78	5th
2-7	Original	2-42	Original	2-79	2nd
2-8	1st	2-43	Original	3-1	8th
2-9	1st	2-44	Original	3-2	4th
2-9.1	1st	2-45	Original	3-3	3rd
2-9.2	Original	2-46	1st	3-4	3rd
2-10	1st	2-47	Original	3-5	4th
2-11	1st	2-48	1st	3-6	3rd
2-12	Original	2-49	1st	3-7	4th
2-13	Original	2-50	1st	3-8	4th
2-14	Original	2-51	1st	3-9	3rd
2-15	Original	2-52	1st	3-10	3rd
2-16	Original	2-53	3rd	3-11	3rd
2-17	Original	2-54	1st	3-12	4th
2-18	1st	2-55	2nd	3-13	3rd
2-19	3rd	2-56	3rd	3-14	4th
2-19.1	Original	2-57	3rd	3-15	3rd
2-19.2	Original	2-57.1	Original	3-16	3rd
2-20	3rd	2-57.2	Original	3-17	3rd
2-20.1	2nd	2-57.3	1st	3-18	3rd
2-21	4th	2-57.4	Original	3-19	3rd
2-22	2nd	2-58	1st	3-20	3rd
2-22.1	Original	2-59	4th	3-21	4th
2-23	2nd	2-60	5th	3-22	4th
2-24	2nd	2-60.1	5th*	3-23	4th
2-25	3rd	2-60.2	Original*	3-24	4th
2-25.1	Original	2-61	2nd	3-25	7th*
2-25.2	Original	2-62	1st	3-25.1	Original
2-25.3	Original	2-63	3rd	3-26	1st
2-26	2nd	2-64	3rd	3-27	Original
2-27	1st	2-64.1	2nd	4-1	2nd*
2-27.1	Original	2-65	4th	4-2	Original
2-28	2nd	2-66	1st	4-3	1st
2-29	2nd	2-67	2nd	4-4	1st
2-30	2nd	2-67.1	Original	4-5	Original
2-31	Original	2-68	2nd	4-6	1st
2-32	1st	2-68.1	1st	4-7	3rd
2-32.1	Original	2-69	1st	4-8	2nd
2-32.2	Original	2-70	2nd	5-1	1st
2-33	1st	2-70.1	1st	5-2	1st
2-33.1	Original	2-71	3rd	5-3	1st
2-34	5th	2-71.1	2nd	5-4	1st
2-35	1st	2-72	4th	5-5	3rd
2-36	3rd	2-73	4th		
		2-73.1	Original		

\*Issued June 18, 2018

Transmittal No. 215

Issued: June 18, 2018

Effective: July 3, 2018

President  
7852 Walker Drive, Greenbelt, Maryland 20770



<u>Page</u>	<u>Number of Revision Except as Indicated</u>	<u>Page</u>	<u>Number of Revision Except as Indicated</u>	<u>Page</u>	<u>Number of Revision Except as Indicated</u>
5-5.1	2nd	6-10.4	3rd	6-55	Original
5-6	1st	6-10.5	3rd	6-56	Original
5-7	4th	6-10.6	1st	6-57	Original
5-8	2nd	6-10.7	Original	6-58	3rd
5-9	2nd	6-10.8	Original	6-59	Original
5-10	1st	6-11	3rd	6-60	Original
5-11	Original	6-12	3rd	6-61	Original
5-12	1st	6-12.1	Original	6-62	Original
5-12.1	Original	6-13	2nd	6-63	Original
5-12.2	Original	6-14	2nd	6-64	Original
5-12.3	Original	6-15	Original	6-65	Original
5-13	1st	6-16	Original	6-66	Original
5-14	Original	6-17	1st	6-67	Original
5-14.1	1st	6-18	Original	6-68	2nd
5-14.2	1st	6-19	Original	6-69	2nd
5-14.3	Original*	6-20	1st	6-70	Original
5-14.4	Original*	6-21	3rd	6-71	Original
5-14.5	Original*	6-21.1	Original	6-72	Original
5-14.6	Original*	6-22	Original	6-73	Original
5-15	Original	6-23	Original	6-74	Original
5-16	1st	6-24	Original	6-75	Original
5-17	Original	6-25	Original	6-76	1st
5-18	6th	6-26	2nd	6-77	Original
5-18.1	3rd	6-27	Original	6-78	Original
5-18.1.1	2nd*	6-28	Original	6-79	Original
5-18.1.2	Original*	6-29	Original	6-80	Original
5-19	6th	6-29.1	1st	6-81	2nd
5-20	2nd	6-30	2nd	6-82	1st
5-21	Original	6-31	2nd	6-83	Original
5-22	1st	6-31.1	Original	6-84	1st
5-23	4th	6-32	Original	6-85	Original
5-24	Original	6-33	1st	6-86	1st
5-25	1st	6-34	2nd	6-87	Original
5-26	2nd	6-35	3rd	6-88	1st
6-1	3rd	6-35.1	Original	6-89	1st
6-2	3rd	6-36	3rd	6-90	1st
6-2.1	Original	6-36.1	2nd	6-91	Original
6-3	1st	6-37	Original	6-92	1st
6-4	3rd	6-38	Original	6-93	Original
6-5	Original	6-39	Original	6-94	1st
6-6	1st	6-40	Original	6-95	2nd
6-7	4th	6-41	1st	6-96	2nd
6-7.1	3rd	6-42	Original	6-97	2nd
6-8	1st	6-43	1st	6-98	2nd
6-9	5th	6-44	1st	6-99	Original
6-10	3rd	6-45	1st	6-100	3rd
6-10.1	2nd	6-46	1st	6-100.1	Original
6-10.1.1	Original	6-47	Original	6-101	2nd
6-10.1.2	Original	6-48	3rd	6-102	1st
6-10-1.3	Original	6-49	3rd	6-103	Original
6-10.2	5th	6-50	2nd	6-104	1st
6-10.3	4th	6-51	2nd	6-105	Original
		6-52	2nd	6-106	Original
		6-53	1st	6-107	Original
		6-54	Original	6-108	Original
				6-109	3rd
				6-110	1st

\*Issued: June 18, 2018

Transmittal No. 215

**ACCESS SERVICE****CHECK SHEET**

<b><u>Page</u></b>	<b><u>Number of Revision Except as Indicated</u></b>	<b><u>Page</u></b>	<b><u>Number of Revision Except as Indicated</u></b>	<b><u>Page</u></b>	<b><u>Number of Revision Except as Indicated</u></b>
6-111	Original	7-3.4	12th	7-13.3	Original
6-112	1st	7-3.4.1	3rd	7-14	2nd
6-113	1st	7-3.4.2	2nd	7-14.1	Original
6-114	Original	7-3.4.3	Original	7-14.2	1st
6-115	2nd	7-3.4.4	Original	7-14.3	Original
6-116	Original	7-3.4.5	2nd	7-15	1st
6-117	1st	7-3.4.6	1st*	7-16	Original
6-118	1st	7-3.4.7	Original	7-17	Original
6-119	2nd	7-3.4.8	Original	7-18	Original
6-120	1st	7-3.4.9	Original	7-19	Original
6-121	1st	7-3.4.10	Original	7-20	Original
6-122	1st	7-3.4.11	1st	7-21	3rd
6-123	3rd	7-3.4.12	Original	7-22	4th
6-123.1	Original	7-3.5	14th	7-23	1st
6-123.2	Original	7-3.5.1	3rd	7-24	1st
6-124	Original	7-3.5.2	Original	7-25	1st
6-125	1st	7-3.5.3	Original	7-26	2nd
6-126	2nd	7-3.5.4	Original	7-27	3rd
6-127	1st	7-3.5.5	2nd	7-27.1	Original
6-128	1st	7-3.5.6	Original	7-27.2	1st
6-129	1st	7-3.5.7	Original	7-28	2nd
6-130	1st	7-3.5.8	Original	7-29	1st
6-130.1	Original	7-3.5.9	Original	7-30	2nd
6-130.2	Original	7-3.5.10	Original	7-30.1	Original
6-130.3	Original	7-3.5.11	1st	7-30.2	Original
6-131	2nd	7-3.5.12	Original	7-30.3	Original
6-132	1st	7-3.6	13th	7-30.4	Original
6-133	1st	7-3.6.1	3rd	7-31	2nd
6-134	1st	7-3.6.2	Original	7-31.1	Original
6-135	2nd	7-3.6.3	Original	7-32	2nd
7-1	2nd	7-3.6.4	Original	7-33	1st
7-2	1st	7-3.6.5	2nd	7-34	2nd
7-3	2nd	7-3.6.6	1st*	7-34.1	4th
7-3.1	6th	7-3.6.7	Original	7-34.2	4th
7-3.2	8th	7-3.6.8	Original	7-34.3	3rd
7-3.2.1	2nd	7-3.6.9	Original	7-34.3.1	1st
7-3.2.2	Original	7-3.6.10	Original	7-34.3.2	Original
7-3.2.3	1st	7-3.6.11	1st	7-34.3.3	Original
7-3.2.4	Original	7-3.6.12	Original	7-34.3.4	Original
7-3.2.5	Original	7-3.7	5th	7-34.4	5th
7-3.2.6	Original	7-4	1st	7-34.4.1	Original
7-3.2.7	Original	7-5	1st	7-34.5	Original
7-3.2.8	Original	7-5.1	Original	7-34.6	Original
7-3.2.9	2nd	7-6	2nd	7-34.7	Original
7-3.3	9th	7-6.1	Original	7-34.8	Original
7-3.3.1	3rd	7-7	1st	7-34.9	Original
7-3.3.2	1st	7-8	2nd	7-34.10	1st
7-3.3.3	Original	7-9	Original	7-34.11	1st
7-3.3.4	Original	7-10	2nd	7-35	1st
7-3.3.5	2nd	7-10.1	Original	7-36	2nd
7-3.3.6	Original	7-10.2	Original	7-37	1st
7-3.3.7	Original	7-10.3	Original	7-38	1st
7-3.3.8	Original	7-11	Original	7-39	2nd
7-3.3.9	Original	7-12	1st	7-39.1	2nd
7-3.3.10	Original	7-13	2nd	7-39.2	Original
7-3.3.11	2nd	7-13.1	5th	7-40	1st
		7-13.2	2nd		

\*Issued August 17, 2018

Transmittal No. 217

Issued: August 17, 2018

Effective: September 1, 2018

President  
7852 Walker Drive, Greenbelt, Maryland 20770

**ACCESS SERVICE****CHECK SHEET**

<b><u>Page</u></b>	<b><u>Number of Revision Except as Indicated</u></b>	<b><u>Page</u></b>	<b><u>Number of Revision Except as Indicated</u></b>	<b><u>Page</u></b>	<b><u>Number of Revision Except as Indicated</u></b>
7-41	1st	8-20	1st	12-1	1st
7-42	Original	8-21	Original	13-1	1st
7-43	Original	8-22	2nd	13-2	1st
7-44	Original	8-23	Original	13-3	1st
7-45	Original	8-24	Original	13-4	Original
7-46	Original	8-25	Original	13-5	1st
7-47	Original	8-26	Original	13-6	Original
7-48	Original	8-27	Original	13-7	Original
7-49	Original	8-28	Original	13-8	Original
7-50	Original	8-29	Original	13-9	1st
7-51	Original	8-30	Original	13-10	Original
7-52	Original	8-31	Original	13-11	1st
7-53	1st	8-32	Original	13-12	Original
7-54	1st	8-33	Original	13-13	2nd
7-55	Original	8-34	Original	13-14	1st
7-56	Original	8-35	Original	13-15	2nd
7-57	1st	8-36	Original	13-16	4th
7-58	2nd	8-37	Original	13-17	2nd
7-58.1	5th	8-38	Original	13-18	3rd
7-58.2	Original	8-39	Original	13-19	2nd
7-59	4th	8-40	Original	13-20	2nd
7-59.1	Original	8-41	Original	13-20.1	Original
7-60	3rd	9-1	Original	13-21	2nd
7-61	2nd	10-1	Original	13-21.1	1st
7-61.1	2nd	10-2	1st	13-22	2nd
7-61.2	4th	10-3	1st	13-23	Original
7-61.3	Original	10-4	Original	13-24	1st
7-61.4	Original	10-5	Original	13-25	Original
7-61.5	Original	10-6	1st	13-26	Original
7-61.6	Original	10-7	1st	13-27	Original
7-61.7	Original	10-8	Original	13-28	Original
7-62	2nd	11-1	Original	13-29	Original
7-63	Original	11-2	Original	13-30	Original
8-1	6th			13-31	Original
8-2	Original			13-32	1st*
8-3	1st			13-33	Original
8-4	3rd			14-1	Original
8-5	Original			15-1	1st
8-6	Original			15-2	Original
8-7	Original			15-3	1st
8-8	1st			15-4	Original
8-8.1	Original			15-5	1st
8-9	1st			15-6	Original
8-10	1st			15-7	1st
8-11	Original			15-8	1st
8-12	Original			15-9	Original
8-13	Original			15-10	Original
8-14	Original				
8-15	Original				
8-16	Original				
8-17	1st				
8-18	1st				
8-19	1st				

\*Issued June 18, 2018

Transmittal No. 215

Issued: June 18, 2018

Effective: July 3, 2018

Emmanuel Staurulakis  
President  
7852 Walker Drive, Greenbelt, Maryland 20770

**ACCESS SERVICE****CHECK SHEET**

<b><u>Page</u></b>	<b><u>Number of Revision Except as Indicated</u></b>	<b><u>Page</u></b>	<b><u>Number of Revision Except as Indicated</u></b>	<b><u>Page</u></b>	<b><u>Number of Revision Except as Indicated</u></b>
15-11	Original	16-1.1.3	Original	16-20.1	Original
15-12	Original	16-1.1.4	Original	16-20.2	Original
15-13	Original	16-1.1.5	1st	16-20.3	1st
15-14	Original	16-1.1.6	1st*	16-20.4	Original
15-15	Original	16-1.1.7	Original	16-20.5	Original
15-16	Original	16-1.1.8	Original	16-21	3rd
15-17	Original	16-1.1.9	Original	16-22	Original
15-18	Original	16-1.1.10	Original	16-23	Original
15-19	Original	16-1.1.11	1st	16-24	1st
15-20	Original	16-1.2	Original	16-25	Original
15-21	Original	16-2	2nd	16-26	1st
15-22	1st	16-3	Original	16-27	14th
15-23	Original	16-4	1st	16-27.0	Original
15-24	1st	16-4.1	Original	16-27.0.1	Original
15-25	1st	16-5	1st	16-27.0.2	Original
15-26	1st	16-5.1	Original	16-27.0.3	3rd
15-27	1st	16-6	2nd	16-27.0.4	1st
15-28	Original	16-7	2nd	16-27.0.5	1st*
15-29	Original	16-8	1st	16-27.0.6	Original
15-30	Original	16-8.1	Original	16-27.0.7	Original
15-31	Original	16-8.2	Original	16-27.0.8	Original
15-32	Original	16-9	Original	16-27.0.9	Original
15-33	Original	16-10	Original	16-27.0.10	1st
15-34	1st	16-11	Original	16-27.0.11	Original
15-35	Original	16-11.1	Original	16-27.1	7th
15-35.1	Original	16-11.2	Original	16-27.1.1	Original
15-36	Original	16-11.3	Original	16-27.1	6th
15-37	1st	16-11.4	1st	16-27.1.1	Original
15-38	1st	16-11.4.1	Original	16-27.1.2	Original
15-39	Original	16-12	10th	16-27.1.3	Original
15-40	1st	16-12.1	3rd	16-27.1.4	3rd
15-41	Original	16-12.2	1st	16-27.1.5	1st
15-42	Original	16-13	3rd	16-27.1.6	1st*
15-43	Original	16-14	3rd	16-27.1.7	Original
15-44	Original	16-15	2nd	16-27.1.8	Original
15-45	1st	16-16	1st	16-27.1.9	Original
15-46	Original	16-17	1st	16-27.1.10	Original
15-47	Original	16-18	Original	16-27.1.11	1st
15-48	Original	16-19	1st	16-27.1.12	1st*
15-49	Original	16-20	1st	16-27.2	3rd
15-50	Original			16-28	2nd
15-51	Original			16-29	3rd
15-52	Original				
15-53	Original				
15-54	Original				
15-55	1st				
16-1	5th				
16-1.1	4th				
16-1.1.1	Original				
16-1.1.2	Original				

\*Issued August 17, 2018

Transmittal No. 217

**ACCESS SERVICE****CHECK SHEET**

<b><u>Page</u></b>	<b><u>Number of Revision Except as Indicated</u></b>
16-30	2nd
16-31	2nd
16-32	2nd
16-33	2nd
16-34	5th
16-35	2nd
16-36	6th
16-37	3rd
16-38	5th
16-38.1	Original
16-38.2	Original
16-38.3	Original
16-38.4	Original
16-38.5	Original
16-38.6	Original
16-38.7	Original
16-38.8	Original
16-39	4th
16-39.1	Original
16-40	3rd
16-40.1	1st
16-40.2	1st
16-40.3	1st
16-40.4	1st
16-40.5	2nd
16-40.5.0	Original
16-40.5.01	Original
16-40.5.02	Original
16-40.5.1	2nd
16-40.5.2	1st
16-40.5.2.1	Original
16-40.5.2.2	Original
16-40.5.2.3	Original
16-40.5.2.4	Original
16-40.5.2.5	Original
16-40.5.2.6	Original
16-40.5.2.7	1st*
16-40.5.2.8	Original
16-40.5.3	1st
16-40.6	1st
16-40.7	2nd
16-40.7.1	Original
16-40.8	1st
16-40.8.1	Original
16-40.9	Original

\*Issued June 18, 2018

Transmittal No. 215

**ACCESS SERVICE****CHECK SHEET**

<u>Page</u>	<u>Number of Revision Except as Indicated</u>	<u>Page</u>	<u>Number of Revision Except as Indicated</u>	<u>Page</u>	<u>Number of Revision Except as Indicated</u>
16-40.10	1st	16-48	1st	16-61.1	Original
16-40.11	2nd	16-49	2nd	16-62	2nd
16-40.12	2nd	16-49.1	1st	16-63	Original
16-40.12.0	Original	16-50	3rd	16-64	Original
16-40.12.1	Original	16-50.1	2nd	16-65	Original
16-40.12.2	Original	16-50.2	2nd	16-66	Original
16-40.12.3	1st	16-50.3	2nd	16-67	Original
16-40.12.4	Original	16-50.4	1st	16-68	Original
16-40.13	3rd	16-50.5	1st	16-69	Original
16-40.14	6th	16-50.6	1st	16-70	Original
16-40.15	6th	16-50.7	Original	16-71	3rd
16-40.16	3rd	16-50.8	Original	16-72	1st
16-40.17	3rd	16-50.9	Original	16-72.1	3rd
16-40.18	3rd	16-50.10	Original	16-72.1.1	Original
16-40.18.1	Original	16-50.11	Original	16-72.2	Original
16-40.19	3rd	16-50.12	Original	16-73	2nd
16-40.20	3rd	16-50.13	Original	16-74	Original
16-40.21	3rd	16-50.14	Original	16-75	Original
16-40.22	3rd	16-50.15	Original	16-76	Original
16-40.23	3rd	16-51	2nd	16-77	Original
16-40.23.1	Original	16-51.1	Original	16-78	1st
16-40.24	2nd	16-51.2	Original	16-78.1	Original
16-40.25	2nd	16-52	2nd	16-78.2	Original
16-40.26	1st	16-52.1	Original	16-78.3	Original
16-40.27	2nd*	16-53	Original	16-78.4	Original
16-40.27.0.1	Original*	16-54	Original	16-78.5	Original
16-40.27.0.2	Original*	16-55	1st	16-78.6	Original
16-40.27.1	Original	16-55.1	Original	16-78.7	Original
16-40.27.2	Original	16-55.2	1st	16-78.8	Original
16-40.27.3	Original	16-55.3	Original	16-78.9	Original
16-40.27.4	Original	16-56	Original	16-78.10	Original
16-40.27.5	Original	16-57	1st	16-78.11	Original
16-40.27.6	Original	16-58	1st	16-78.12	Original
16-40.27.7	Original	16-59	1st	16-78.13	Original
16-40.27.8	Original*	16-60	1st	16-78.14	Original
16-40.27.9	Original*	16-60.1	Original	16-78.15	Original
16-40.28	1st*	16-60.2	Original	16-78.16	Original
16-40.29	1st*	16-60.3	Original	16-79	9th
16-40.30	1st*	16-61	7th	16-79.1	2nd
16-40.31	1st*	16-61.0	Original	16-79.2	Original
16-41	6th	16-61.0.1	Original	16-80	3rd
16-41.1	5th	16-61.0.2	Original	16-81	4th
16-41.2	2nd	16-61.0.3	Original	16-81.1	2nd
16-41.3	1st	16-61.0.4	1st	16-82	3rd
16-42	2nd	16-61.0.5	Original	16-83	5th
16-43	1st	16-61.0.6	Original	16-84	3rd
16-44	2nd	16-61.0.7	Original	16-84.1	1st
16-45	2nd	16-61.0.8	Original	16-85	3rd
16-46	2nd	16-61.0.9	Original	16-86	4th
16-47	1st	16-61.0.10	1st	16-87	4th
				16-88	2nd
				16-89	4th

\*Issued August 17, 2018

Transmittal No. 217

**ACCESS SERVICE****CHECK SHEET**

<b><u>Page</u></b>	<b><u>Number of Revision Except as Indicated</u></b>	<b><u>Page</u></b>	<b><u>Number of Revision Except as Indicated</u></b>	<b><u>Page</u></b>	<b><u>Number of Revision Except as Indicated</u></b>
16-90	2nd	17-1	Original	17-30	3rd
16-91	3rd	17-2	11th	17-31	1st
16-92	3rd	17-3	8th	17-32	1st
16-92.1	Original	17-4	15th	17-33	2nd
16-92.2	Original	17-5	7th	17-34	5th
16-93	2nd	17-5.1	9th	17-34.1	5th
16-94	2nd	17-5.2	3rd	17-35	1st
16-95	2nd	17-6	1st	17-36	1st
16-96	2nd	17-7	4th	17-37	1st
16-97	2nd	17-8	10th	17-38	5th
16-98	2nd	17-9	1st	17-39	12th
16-99	2nd	17-10	1st	17-40	5th
16-100	2nd	17-11	1st	17-41	7th
16-101	2nd	17-12	1st	17-42	12th
16-102	2nd	17-13	9th	17-43	1st
16-103	Original	17-14	1st	17-44	1st
16-104	Original	17-15	6th	17-45	11th
16-105	Original	17-16	4th	17-46	10th
16-106	Original	17-17	1st	17-47	1st
16-107	Original	17-18	1st	17-48	1st
16-108	Original	17-19	1st	17-49	1st
16-109	Original	17-20	9th	17-50	1st
16-110	Original	17-21	1st	17-51	9th
		17-22	9th	17-52	6th
		17-23	3rd	17-53	6th
		17-24	1st	17-54	7th
		17-25	1st	17-55	6th
		17-26	1st	17-56	1st
		17-27	3rd	17-57	1st
		17-28	3rd	17-58	9th
		17-29	3rd	17-59	1st

Transmittal No. 208

**ACCESS SERVICE****CHECK SHEET**

<b><u>Page</u></b>	<b><u>Number of Revision Except as Indicated</u></b>	<b><u>Page</u></b>	<b><u>Number of Revision Except as Indicated</u></b>	<b><u>Page</u></b>	<b><u>Number of Revision Except as Indicated</u></b>
17-60	8th	17-106	Original	17-140	3rd
17-61	8th	17-107	1st	17-141	3rd
17-62	2nd	17-108	2nd	17-142	4th
17-62.1	1st	17-109	6th	17-143	7th
17-63	1st	17-109.1	5th	17-143.1	1st
17-64	1st	17-110	Original	17-144	3rd
17-65	2nd	17-111	Original	17-145	3rd
17-66	2nd	17-112	Original	17-146	3rd
17-67	2nd	17-112.1	4th	17-146.1	6th
17-68	2nd	17-112.2	2nd	17-146.2	2nd
17-69	1st	17-112.3	3rd*	17-146.3	3rd
17-70	1st	17-112.4	3rd*	17-146.4	2nd
17-71	1st	17-112.5	3rd*	17-146.5	1st
17-72	2nd	17-112.6	1st	17-147	3rd
17-73	8th	17-112.7	3rd*	17-148	3rd
17-73.1	1st	17-112.8	3rd*	17-149	14th
17-74	1st	17-112.9	4th*	17-150	15th
17-75	1st	17-112.10	7th*	17-151	16th*
17-76	1st	17-112.10.1	5th*	17-152	Original
17-76.1	4th	17-112.11	10th*	17-153	Original
17-76.2	1st	17-112.12	9th*	17-154	Original
17-76.3	1st	17-112.13	9th*	17-155	4th*
17-77	3rd	17-112.14	9th*	17-156	5th*
17-78	7th	17-112.15	9th*	17-157	15th*
17-79	15th	17-112.16	8th*	17-158	4th*
17-80	15th	17-112.17	1st	17-159	9th*
17-81	17th*	17-113	6th	17-160	9th*
17-82	10th	17-114	5th	17-161	5th*
17-83	Original	17-115	14th	17-162	3rd*
17-84	Original	17-115.1	3rd	17-163	4th*
17-85	Original	17-116	11th	17-164	16th*
17-86	3rd*	17-117	3rd	17-165	4th*
17-87	3rd*	17-118	3rd	17-166	16th*
17-88	16th*	17-119	3rd	17-167	14th*
17-89	4th*	17-120	5th	17-168	6th*
17-90	4th*	17-121	5th	17-169	Original
17-91	5th*	17-122	11th	17-169.1	5th*
17-92	4th*	17-123	7th	17-169.2	3rd*
17-93	3rd*	17-124	9th	17-170	Original
17-94	4th*	17-125	8th	17-171	Original
17-95	16th*	17-126	4th	17-172	Original
17-96	3rd*	17-127	4th	17-173	Original
17-97	15th*	17-128	4th	17-174	Original
17-98	12th*	17-129	10th	17-175	Original
17-99	8th*	17-130	4th	17-176	1st
17-100	Original	17-131	10th	17-177	2nd
17-100.1	5th*	17-132	5th	17-178	4th
17-101	Original	17-133	6th	17-178.1	6th*
17-102	Original	17-134	3rd	17-179	Original
17-103	Original	17-135	3rd	17-180	Original
17-104	Original	17-136	3rd	17-181	Original
17-105	Original	17-137	3rd	17-181.1	2nd
		17-138	3rd	17-181.2	8th*
		17-139	3rd	17-181.3	8th*

\*Issued June 18, 2018

Transmittal No. 216

Issued: June 18, 2018

Effective: July 3, 2018

Emmanuel Staurulakis  
President  
7852 Walker Drive, Greenbelt, Maryland 20770



**ACCESS SERVICE****CHECK SHEET**

<b><u>Page</u></b>	<b><u>Number of Revision Except as Indicated</u></b>	<b><u>Page</u></b>	<b><u>Number of Revision Except as Indicated</u></b>	<b><u>Page</u></b>	<b><u>Number of Revision Except as Indicated</u></b>
17-181.4	7th*	17-221	14th*	17-255	13th
17-181.4.1	4th*	17-222	Original	17-256	18th*
17-181.5	6th*	17-223	Original	17-257	1st
17-181.6	Original	17-224	Original	17-258	1st
17-182	3rd	17-225	4th*	17-259	1st
17-183	5th	17-226	3rd	17-260	4th*
17-184	16th	17-227	16th*	17-261	4th*
17-185	14th	17-228	13th*	17-262	17th*
17-186	17th*	17-229	14th*	17-263	5th*
17-187	Original	17-230	6th*	17-264	7th*
17-188	Original	17-231	4th*	17-265	9th*
17-189	Original	17-232	3rd*	17-266	7th*
17-190	4th*	17-233	4th*	17-267	4th*
17-191	4th*	17-234	15th	17-268	4th*
17-192	19th*	17-235	3rd*	17-269	18th*
17-193	6th*	17-236	16th*	17-270	5th*
17-194	15th*	17-237	15th*	17-271	16th*
17-195	18th*	17-238	6th*	17-272	11th*
17-196	4th*	17-239	Original	17-273	7th*
17-197	3rd*	17-239.1	5th*	17-274	8th*
17-198	4th*	17-239.2	5th*	17-274.1	Original
17-199	19th*	17-240	Original	17-275	1st
17-200	13th*	17-241	Original	17-276	1st
17-201	19th*	17-242	Original	17-277	1st
17-202	18th*	17-243	Original	17-278	1st
17-203	5th*	17-244	Original	17-279	1st
17-204	7th*	17-245	Original	17-280	1st
17-204.1	1st	17-246	1st	17-281	3rd
17-205	Original	17-247	2nd	17-282	3rd
17-206	Original	17-248	7th	17-283	4th
17-207	Original	17-248.1	6th*	17-283.1	6th*
17-208	Original	17-249	Original	17-284	1st
17-209	Original	17-250	Original	17-285	1st
17-210	Original	17-251	Original	17-286	1st
17-211	1st	17-251.1	1st	17-286.1	13th
17-212	2nd	17-251.2	4th*	17-286.2	4th*
17-213	6th	17-251.3	3rd*	17-286.3	4th*
17-213.1	7th*	17-251.4	3rd*	17-286.4	4th*
17-214	Original	17-251.5	3rd*	17-287	5th
17-215	Original	17-251.6	1st*	17-288	1st
17-216	Original	17-251.7	6th	17-289	14th
17-216.1	3rd	17-251.8	6th	17-290	14th
17-216.2	3rd	17-251.9	6th	17-291	18th*
17-216.3	3rd	17-251.10	6th	17-292	Original
17-216.4	3rd*	17-251.11	4th	17-293	Original
17-216.5	3rd*	17-251.12	4th	17-294	1st
17-216.6	3rd*	17-251.13	6th*	17-295	10th*
17-217	3rd	17-252	4th	17-296	3rd*
17-218	3rd	17-253	9th	17-297	16th*
17-219	14th	17-254	14th	17-298	2nd*
17-220	15th	17-254.1	Original	17-299	2nd*
				17-300	3rd*

\*Issued June 18, 2018

Transmittal No. 216

Issued: June 18, 2018

Effective: July 3, 2018

Emmanuel Staurulakis  
President  
7852 Walker Drive, Greenbelt, Maryland 20770

**ACCESS SERVICE****CHECK SHEET**

<b><u>Page</u></b>	<b><u>Number of Revision Except as Indicated</u></b>	<b><u>Page</u></b>	<b><u>Number of Revision Except as Indicated</u></b>	<b><u>Page</u></b>	<b><u>Number of Revision Except as Indicated</u></b>
17-301	3rd*	17-343	6th	17-389	1st
17-302	3rd*	17-344	1st	17-390	2nd
17-303	3rd*	17-345	1st	17-391	1st
17-304	18th*	17-346	1st	17-392	1st
17-305	3rd*	17-347	1st	17-393	1st
17-306	19th*	17-348	1st	17-394	4th
17-307	2nd*	17-349	1st	17-395	5th
17-308	11th*	17-350	1st	17-396	13th
17-308.1	6th	17-351	2nd	17-397	16th*
17-309	Original	17-352	3rd	17-398	1st
17-309.1	6th*	17-353	7th	17-399	1st
17-310	7th	17-353.1	1st	17-400	1st
17-311	Original	17-354	1st	17-401	4th*
17-312	Original	17-355	1st	17-402	4th*
17-313	Original	17-356	1st	17-403	13th*
17-314	Original	17-356.1	6th	17-404	5th*
17-315	Original	17-356.2	1st	17-405	10th*
17-316	1st	17-356.3	3rd	17-406	10th*
17-317	2nd	17-357	1st	17-407	4th*
17-318	2nd	17-358	4th	17-408	4th*
17-318.1	5th	17-359	2nd	17-409	4th*
17-319	Original	17-360	2nd	17-410	15th*
17-320	Original	17-361	5th	17-411	5th*
17-321	Original	17-362	6th	17-412	15th*
17-321.1	10th*	17-363	5th	17-413	14th*
17-321.2	1st	17-364	1st	17-414	10th*
17-321.3	2nd*	17-365	1st	17-415	1st
17-321.4	4th*	17-366	1st	17-415.1	16th*
17-321.5	Original	17-367	1st	17-415.2	8th*
17-322	3rd	17-368	1st	17-416	1st
17-323	3rd	17-369	5th	17-417	1st
17-324	3rd	17-370	1st	17-418	1st
17-325	13th	17-371	4th	17-419	1st
17-326	12th	17-372	1st	17-420	1st
17-327	1st	17-373	1st	17-421	1st
17-328	1st	17-374	1st	17-422	2nd
17-329	1st	17-375	1st	17-423	3rd
17-330	2nd	17-376	1st	17-424	5th
17-331	2nd	17-377	1st	17-424.1	8th
17-332	11th	17-378	5th	17-425	1st
17-333	1st	17-379	1st	17-426	1st
17-334	1st	17-380	1st	17-427	1st
17-335	2nd	17-381	1st	17-427.1	9th*
17-336	2nd	17-382	1st	17-427.2	9th*
17-337	2nd	17-383	1st	17-427.2.1	15th*
17-338	2nd	17-384	1st	17-427.2.2	13th*
17-339	11th	17-385	1st	17-427.2.3	10th*
17-340	2nd	17-386	1st	17-427.2.4	11th*
17-341	10th	17-387	1st	17-427.2.5	8th*
17-342	1st	17-388	1st	17-427.2.6	7th*
				17-427.2.7	3rd
				17-427.2.8	3rd
				17-427.2.9	3rd

\*Issued June 18, 2018

Transmittal No. 216

Issued: June 18, 2018

Effective: July 3, 2018

President  
7852 Walker Drive, Greenbelt, Maryland 20770

**ACCESS SERVICE****CHECK SHEET**

<u>Page</u>	<u>Number of Revision Except as Indicated</u>	<u>Page</u>	<u>Number of Revision Except as Indicated</u>	<u>Page</u>	<u>Number of Revision Except as Indicated</u>
17-427.2.10	2nd	17-450	Original		
17-427.2.11	2nd	17-451	Original		
17-427.2.12	2nd	17-452	Original		
17-427.2.13	2nd	17-453	Original		
17-427.2.14	2nd	17-454	Original		
17-427.2.15	2nd	17-455	Original		
17-427.2.16	2nd	17-456	1st		
17-427.2.17	2nd	17-457	2nd		
17-427.2.18	2nd	17-458	4th		
17-427.2.19	1st	17-458.1	7th		
17-427.2.20	1st	17-459	Original		
17-427.2.21	1st	17-460	Original		
17-427.2.22	1st	17-461	Original		
17-427.2.23	1st	17-461.1	12th*		
17-427.2.24	1st	17-461.2	4th*		
17-427.2.25	1st	17-461.2.1	14th*		
17-427.3	7th	17-461.2.2	12th*		
17-428	3rd	17-461.2.3	9th*		
17-429	2nd	17-461.2.4	10th*		
17-430	13th	17-461.2.5	7th*		
17-431	16th*	17-461.2.6	5th*		
17-432	Original	17-461.2.7	2nd		
17-433	Original	17-461.2.8	2nd		
17-434	Original	17-461.2.9	2nd		
17-435	3rd*	17-461.2.10	1st		
17-436	3rd*	17-461.2.11	1st		
17-437	14th*	17-461.2.12	1st		
17-438	4th*	17-461.2.13	1st		
17-439	12th*	17-461.2.14	1st		
17-440	13th*	17-461.2.15	1st		
17-441	3rd*	17-461.2.16	1st		
17-442	3rd*	17-461.2.17	1st		
17-443	3rd*	17-461.2.18	1st		
17-444	15th*	17-461.2.19	1st		
17-445	4th*	17-461.2.20	1st		
17-446	16th*	17-461.2.21	1st		
17-447	11th*	17-461.2.22	1st		
17-448	9th*	17-461.2.23	1st		
17-449	Original	17-461.2.24	1st		
17-449.1	7th*	17-461.2.25	1st		
17-449.2	6th*				

\*Issued June 18, 2018

Transmittal No. 216

Issued: June 18, 2018

Emmanuel Staurulakis  
President  
7852 Walker Drive, Greenbelt, Maryland 20770

Effective: July 3, 2018

**ACCESS SERVICE****CHECK SHEET**

<b><u>Page</u></b>	<b><u>Number of Revision Except as Indicated</u></b>	<b><u>Page</u></b>	<b><u>Number of Revision Except as Indicated</u></b>	<b><u>Page</u></b>	<b><u>Number of Revision Except as Indicated</u></b>
17-462	3rd	17-495.2.1	15th*	17-515	4th*
17-463	3rd	17-495.2.2	13th*	17-516	7th*
17-464	14th	17-495.2.3	9th*	17-517	1st
17-465	15th*	17-495.2.4	10th*	17-518	1st
17-466	Original	17-495.2.5	7th*	17-519	1st
17-467	Original	17-495.2.6	6th*	17-520	1st
17-468	Original	17-495.2.7	2nd	17-521	1st
17-469	4th*	17-495.2.8	2nd	17-522	1st
17-470	4th*	17-495.2.9	2nd	17-523	1st
17-471	15th*	17-495.2.10	1st	17-524	2nd
17-472	6th*	17-495.2.11	1st	17-525	3rd
17-473	12th*	17-495.2.12	1st	17-526	5th
17-474	13th*	17-495.2.13	1st	17-526.1	6th*
17-475	4th*	17-495.2.14	1st	17-527	1st
17-476	4th*	17-495.2.15	1st	17-528	1st
17-477	4th*	17-495.2.16	1st	17-529	1st
17-478	18th*	17-495.2.17	1st	17-529.1	4th*
17-479	6th*	17-495.2.18	1st	17-529.2	4th*
17-480	17th*	17-495.2.19	1st	17-529.3	3rd
17-481	13th*	17-495.2.20	1st	17-529.4	3rd
17-482	11th*	17-495.2.21	1st	17-529.5	3rd
17-483	Original	17-495.2.22	1st	17-529.6	4th*
17-483.1	9th*	17-495.2.23	1st	17-529.7	3rd
17-483.2	8th*	17-495.2.24	1st	17-529.8	4th*
17-484	Original	17-495.2.25	1st	17-529.8.1	1st*
17-485	Original	17-495.3	3rd	17-529.9	4th*
17-486	Original	17-496	5th	17-529.10	4th*
17-487	Original	17-497	9th	17-529.11	2nd*
17-488	Original	17-498	12th	17-530	4th
17-489	Original	17-499	17th*	17-531	2nd
17-490	1st	17-500	1st	17-532	9th
17-491	2nd	17-501	1st	17-533	9th
17-492	4th	17-502	2nd	17-534	1st
17-492.1	8th*	17-503	4th*	17-535	1st
17-493	Original	17-504	4th*	17-536	1st
17-494	Original	17-505	16th*	17-537	1st
17-495	Original	17-506	4th*	17-538	1st
17-495.1	7th*	17-507	6th*	17-539	9th
17-495.2	9th*	17-508	5th*	17-540	1st
		17-509	4th*	17-541	1st
		17-510	4th*	17-542	1st
		17-511	4th*	17-543	1st
		17-512	17th*	17-544	1st
		17-513	4th*	17-545	1st
		17-514	16th*	17-546	2nd
				17-547	1st
				17-548	6th
				17-549	1st
				17-550	1st
				17-550.1	1st
				17-551	1st
				17-552	1st
				17-553	1st
				17-554	1st
*Issued June 18, 2018		Transmittal No. 216			

**ACCESS SERVICE****CHECK SHEET**

<u>Page</u>	<u>Number of Revision Except as Indicated</u>	<u>Page</u>	<u>Number of Revision Except as Indicated</u>	<u>Page</u>	<u>Number of Revision Except as Indicated</u>
17-555	1st	17-598.1	Original	17-638	1st
17-556	1st	17-599	3rd	17-639	1st
17-557	1st	17-600	8th	17-640	14th*
17-558	2nd	17-601	7th	17-641	4th*
17-559	3rd	17-602	2nd	17-642	8th*
17-560	1st	17-603	8th*	17-643	7th*
17-561	1st	17-604	2nd	17-644	1st
17-562	1st	17-605	2nd	17-645	1st
17-563	1st	17-606	2nd	17-646	14th*
17-563.1	5th	17-607	4th	17-647	4th*
17-564	3rd	17-608	2nd	17-648	14th*
17-565	4th	17-609	10th*	17-649	9th*
17-566	6th	17-610	5th*	17-650	4th*
17-566.1	3rd	17-611	6th*	17-651	1st
17-567	5th	17-612	11th*	17-652	1st
17-568	1st	17-613	3rd	17-653	1st
17-569	1st	17-614	2nd	17-654	1st
17-570	1st	17-615	3rd	17-655	1st
17-571	1st	17-616	10th*	17-656	1st
17-572	1st	17-617	8th*	17-657	1st
17-573	5th	17-618	10th*	17-658	2nd
17-574	3rd	17-619	10th*	17-659	3rd
17-575	4th	17-620	7th*	17-660	2nd
17-576	4th	17-621	9th*	17-660.1	6th*
17-577	1st	17-621.1	1st	17-661	1st
17-578	1st	17-622	2nd	17-662	1st
17-579	1st	17-623	2nd	17-663	1st
17-580	5th	17-624	2nd	17-664	5th
17-581	3rd	17-625	2nd	17-665	6th
17-582	5th	17-626	3rd	17-666	7th
17-583	3rd	17-627	3rd	17-667	11th
17-584	3rd	17-628	3rd	17-668	8th
17-585	1st	17-629	3rd	17-669	10th*
17-586	1st	17-630	2nd	17-670	10th*
17-587	2nd	17-630.0	7th*	17-671	8th*
17-588	2nd	17-630.1	2nd	17-672	4th
17-589	2nd	17-630.2	2nd	17-673	6th
17-590	1st	17-630.3	2nd	17-674	6th
17-591	1st	17-630.4	2nd	17-675	7th*
17-592	1st	17-630.5	1st	17-676	6th*
17-593	2nd	17-630.6	3rd*	17-677	13th*
17-594	2nd	17-630.7	3rd*	17-678	9th*
17-595	1st	17-630.8	3rd*	17-679	4th
17-596	1st	17-631	10th	17-680	13th*
17-597	1st	17-631.1	60th*	17-681	10th*
17-597.1	5th	17-632	1st	17-682	6th*
17-597.1.1	2nd	17-633	10th	17-683	4th
17-597.2	1st	17-634	14th*		
17-597.3	1st	17-635	1st		
17-598	3rd	17-636	1st		
		17-637	1st		

\* Issued June 18, 2018

Transmittal No. 216

Issued: June 18, 2018

Effective: July 3, 2018

Emmanuel Staurulakis  
President  
7852 Walker Drive, Greenbelt, Maryland 20770

**ACCESS SERVICE****CHECK SHEET**

<b><u>Page</u></b>	<b><u>Number of Revision Except as Indicated</u></b>	<b><u>Page</u></b>	<b><u>Number of Revision Except as Indicated</u></b>	<b><u>Page</u></b>	<b><u>Number of Revision Except as Indicated</u></b>
17-684	4th	17-722	1st	17-760	9th*
17-685	13th*	17-723	4th*	17-761	9th*
17-686	7th*	17-724	1st	17-762	8th*
17-687	13th*	17-725	1st	17-763	8th*
17-688	13th*	17-726	1st	17-764	8th*
17-689	8th*	17-727	8th*	17-765	9th*
17-690	5th	17-728	1st	17-766	9th*
17-691	16th*	17-729	8th*	17-767	9th*
17-692	9th*	17-730	8th*	17-768	9th*
17-692.1	9th*	17-731	8th*	17-769	8th*
17-692.2	9th*	17-732	1st	17-770	9th*
17-692.3	6th*	17-732.1	6th*	17-771	8th*
17-692.4	3rd*	17-732.2	4th*	17-772	8th*
17-692.5	6th*	17-733	1st	17-773	9th*
17-692.6	6th*	17-734	1st	17-774	1st
17-693	4th	17-735	1st	17-775	9th*
17-694	4th	17-736	1st	17-776	9th*
17-695	4th	17-737	1st	17-777	1st
17-696	2nd	17-738	1st	17-778	1st
17-697	2nd	17-739	1st	17-779	1st
17-698	Original	17-740	1st	17-780	1st
17-699	Original	17-741	1st	17-781	1st
17-700	1st	17-741.1	6th	17-782	1st
17-701	Original	17-742	1st	17-783	1st
17-701.1	6th	17-743	1st	17-784	1st
17-702	Original	17-744	1st	17-785	1st
17-703	Original	17-745	8th*	17-786	10th*
17-704	Original	17-746	5th*	17-787	1st
17-705	2nd	17-747	5th*	17-788	1st
17-706	2nd	17-748	5th*	17-789	1st
17-707	2nd	17-749	5th*	17-790	7th*
17-708	1st	17-750	5th*	17-791	7th*
17-709	2nd	17-750.1	1st	17-792	7th*
17-710	1st	17-750.2	4th*	17-793	8th*
17-711	1st	17-750.3	1st	17-794	8th*
17-712	3rd	17-751	5th	17-795	7th*
17-713	3rd	17-752	1st	17-796	7th*
17-714	1st	17-753	3rd	17-797	8th
17-715	6th*	17-754	3rd	17-798	8th
17-716	1st	17-755	3rd	17-799	8th
17-717	1st	17-756	8th*	17-799.1	5th
17-718	1st	17-757	1st	17-800	7th
17-719	5th*	17-758	1st	17-801	7th
17-720	1st	17-759	2nd		
17-721	8th*				

\*Issued June 18, 2018

Transmittal No. 216

Issued: June 18, 2018

Effective: July 3, 2018

Emmanuel Staurulakis  
President  
7852 Walker Drive, Greenbelt, Maryland 20770

**ACCESS SERVICE****CHECK SHEET**

<b><u>Page</u></b>	<b><u>Number of Revision Except as Indicated</u></b>	<b><u>Page</u></b>	<b><u>Number of Revision Except as Indicated</u></b>	<b><u>Page</u></b>	<b><u>Number of Revision Except as Indicated</u></b>
17-801.1	1st	17-842	4th*	17-888	Original
17-801.2	1st	17-843	4th*	17-889	Original
17-801.3	1st	17-844	4th*	17-890	Original
17-801.4	1st	17-845	3rd*	17-891	3rd*
17-801.5	1st	17-846	4th*	17-892	3rd*
17-801.6	1st	17-847	7th*	17-893	3rd*
17-801.7	1st	17-848	7th*	17-894	3rd*
17-802	2nd	17-849	7th*	17-895	3rd*
17-803	3rd	17-850	4th	17-896	3rd*
17-804	3rd	17-851	1st	17-897	3rd*
17-805	3rd	17-852	9th*	17-898	6th*
17-806	3rd	17-853	1st	17-899	5th*
17-807	8th*	17-854	2nd	17-900	4th*
17-808	1st	17-855	2nd	17-901	2nd
17-809	1st	17-856	2nd	17-902	4th*
17-810	1st	17-857	2nd	17-903	8th*
17-811	4th*	17-858	7th*	17-904	1st
17-812	4th*	17-859	Original	17-905	2nd
17-813	8th*	17-860	Original	17-906	2nd
17-814	4th*	17-861	Original	17-907	2nd
17-815	4th*	17-862	3rd*	17-908	2nd
17-816	5th*	17-863	3rd*	17-909	7th*
17-817	5th*	17-864	7th*	17-910	Original
17-818	4th*	17-865	3rd*	17-911	Original
17-819	5th*	17-866	3rd*	17-912	Original
17-820	8th*	17-867	4th*	17-913	3rd*
17-821	5th*	17-868	4th*	17-914	3rd*
17-822	8th*	17-869	3rd*	17-915	7th*
17-823	4th*	17-870	4th*	17-916	4th*
17-824	9th*	17-871	7th*	17-917	3rd*
17-825	1st	17-872	4th*	17-918	4th*
17-826	9th*	17-873	7th*	17-919	4th*
17-827	9th*	17-874	3rd*	17-920	3rd*
17-828	1st	17-875	8th*	17-921	4th*
17-829	1st	17-876	Original	17-922	7th*
17-830	1st	17-877	8th*	17-923	5th*
17-831	1st	17-878	7th*	17-924	7th*
17-832	1st	17-879	Original	17-925	3rd*
17-833	1st	17-880	Original	17-926	8th*
17-834	1st	17-881	Original	17-927	Original
17-835	1st	17-882	Original	17-928	8th*
17-836	1st	17-883	Original	17-929	7th*
17-836.1	5th	17-884	Original	17-930	Original
17-837	1st	17-885	Original	17-931	Original
17-838	1st	17-886	Original	17-932	Original
17-839	1st	17-887	Original	17-933	Original
17-840	4th*	17-887.1	5th	17-934	Original
17-841	4th*				

\*Issued June 18, 2018

Transmittal No. 216

Issued: June 18, 2018

Effective: July 3, 2018

Emmanuel Staurulakis  
President  
7852 Walker Drive, Greenbelt, Maryland 20770

**ACCESS SERVICE****CHECK SHEET**

<b><u>Page</u></b>	<b><u>Number of Revision Except as Indicated</u></b>	<b><u>Page</u></b>	<b><u>Number of Revision Except as Indicated</u></b>	<b><u>Page</u></b>	<b><u>Number of Revision Except as Indicated</u></b>
17-935	Original	17-972	3rd*	17-1017	3rd*
17-936	Original	17-973	8th*	17-1018	8th*
17-937	Original	17-974	Original	17-1019	3rd*
17-938	Original	17-975	8th*	17-1020	7th*
17-938.1	6th	17-976	8th*	17-1021	6th*
17-939	Original	17-977	Original	17-1022	4th*
17-940	Original	17-978	Original	17-1023	Original
17-941	Original	17-979	Original	17-1024	Original
17-942	2nd*	17-980	Original	17-1025	Original
17-943	3rd*	17-981	Original	17-1026	Original
17-944	3rd*	17-982	Original	17-1027	Original
17-945	3rd*	17-983	Original	17-1028	Original
17-946	3rd*	17-984	Original	17-1029	Original
17-947	3rd*	17-985	Original	17-1030	Original
17-948	3rd*	17-985.1	6th	17-1031	Original
17-949	7th*	17-986	Original	17-1032	Original
17-949.1	6th*	17-987	Original	17-1032.1	6th
17-949.2	6th*	17-988	Original	17-1033	Original
17-949.2.1	4th*	17-989	3rd*	17-1034	Original
17-949.3	Original	17-990	3rd*	17-1035	Original
17-950	2nd	17-991	3rd*	17-1036	Original
17-950.1	6th	17-992	3rd*	17-1037	Original
17-950.2	8th	17-993	3rd*	17-1038	Original
17-950.3	1st	17-994	Original	17-1039	Original
17-951	1st	17-995	3rd*	17-1040	Original
17-952	3rd	17-996	7th*	17-1041	5th*
17-952.1	Original	17-996.1	5th*	17-1042	Original
17-953	3rd	17-997	7th*	17-1043	Original
17-953.1	Original	17-998	7th*	17-1044	Original
17-954	2nd	17-998.1	4th*	17-1045	Original
17-955	2nd	17-999	5th	17-1046	Original
17-956	7th*	17-1000	6th*	17-1047	5th*
17-957	Original	17-1001	8th*	17-1048	5th*
17-958	Original	17-1002	Original	17-1049	5th*
17-959	Original	17-1003	Original	17-1050	5th*
17-960	3rd*	17-1004	1st	17-1051	Original
17-961	3rd*	17-1005	4th*	17-1052	Original
17-962	7th*	17-1006	Original	17-1053	5th*
17-963	3rd*	17-1007	Original	17-1054	5th*
17-964	3rd*	17-1008	Original	17-1055	5th*
17-965	4th*	17-1009	3rd*	17-1056	5th*
17-966	4th*	17-1010	3rd*	17-1057	5th*
17-967	3rd*	17-1011	7th*	17-1058	Original
17-968	4th*	17-1012	3rd*	17-1059	5th*
17-969	7th*	17-1013	3rd*	17-1060	5th*
17-970	4th*	17-1014	4th*		
17-971	7th*	17-1015	3rd*		
		17-1016	3rd*		

\*Issued June 18, 2018

Transmittal No. 216

Issued: June 18, 2018

Effective: July 3, 2018

Emmanuel Staurulakis  
President  
7852 Walker Drive, Greenbelt, Maryland 20770



**ACCESS SERVICE****CHECK SHEET**

<b><u>Page</u></b>	<b><u>Number of Revision Except as Indicated</u></b>	<b><u>Page</u></b>	<b><u>Number of Revision Except as Indicated</u></b>	<b><u>Page</u></b>	<b><u>Number of Revision Except as Indicated</u></b>
17-1061	Original	17-1100	Original	17-1141	Original
17-1062	Original	17-1101	Original	17-1142	Original
17-1063	Original	17-1102	Original	17-1143	4th
17-1064	Original	17-1103	Original	17-1144	Original
17-1065	Original	17-1103.1	6th	17-1145	Original
17-1066	Original	17-1104	Original	17-1146	Original
17-1067	Original	17-1105	Original	17-1147	3rd*
17-1068	Original	17-1106	Original	17-1148	3rd*
17-1069	Original	17-1107	Original	17-1149	3rd*
17-1069.1	5th	17-1108	Original	17-1150	3rd*
17-1070	Original	17-1109	Original	17-1151	3rd*
17-1071	Original	17-1110	Original	17-1152	3rd*
17-1072	Original	17-1111	Original	17-1153	4th*
17-1073	Original	17-1112	5th*	17-1154	4th*
17-1074	Original	17-1113	1st	17-1155	2nd
17-1075	Original	17-1114	2nd	17-1156	1st
17-1076	Original	17-1115	1st	17-1157	4th*
17-1077	Original	17-1116	4th*	17-1158	4th*
17-1078	5th*	17-1117	3rd*	17-1159	1st
17-1079	5th*	17-1118	3rd*	17-1160	Original
17-1080	5th*	17-1119	3rd*	17-1161	1st
17-1081	Original	17-1120	3rd*	17-1162	Original
17-1082	Original	17-1121	3rd*	17-1163	Original
17-1083	5th*	17-1122	3rd*	17-1164	Original
17-1084	Original	17-1123	3rd*	17-1165	Original
17-1085	3rd*	17-1124	4th*	17-1166	Original
17-1086	3rd*	17-1125	3rd*	17-1167	Original
17-1087	Original	17-1126	4th*	17-1168	Original
17-1088	Original	17-1127	4th*	17-1169	Original
17-1089	5th*	17-1128	4th*	17-1170	Original
17-1090	Original	17-1129	4th*	17-1171	Original
17-1091	6th*	17-1130	1st	17-1172	Original
17-1092	Original	17-1131	4th*	17-1173	Original
17-1093	3rd*	17-1132	4th*	17-1174	Original
17-1094	Original	17-1133	Original	17-1175	Original
17-1095	Original	17-1134	Original	17-1176	Original
17-1096	Original	17-1135	Original	17-1177	Original
17-1097	Original	17-1136	Original	17-1178	Original
17-1098	Original	17-1137	Original	17-1179	Original
17-1099	Original	17-1138	Original	17-1180	Original
		17-1139	Original	17-1181	Original
		17-1140	Original	17-1182	Original
				17-1183	Original

\*Issued June 18, 2018

Transmittal No. 216

Issued: June 18, 2018

Effective: July 3, 2018

President  
7852 Walker Drive, Greenbelt, Maryland 20770

**ACCESS SERVICE****CHECK SHEET**

<b><u>Page</u></b>	<b><u>Number of Revision Except as Indicated</u></b>	<b><u>Page</u></b>	<b><u>Number of Revision Except as Indicated</u></b>	<b><u>Page</u></b>	<b><u>Number of Revision Except as Indicated</u></b>
17-1184	Original	17-1228	4th*	17-1272	4th*
17-1185	Original	17-1229	4th*	17-1273	4th*
17-1186	Original	17-1230	4th*	17-1274	4th*
17-1187	Original	17-1231	4th*	17-1275	4th*
17-1188	Original	17-1232	4th*	17-1276	4th*
17-1189	Original	17-1233	4th*	17-1277	3rd
17-1190	Original	17-1234	4th*	17-1278	3rd
17-1191	Original	17-1235	4th*	17-1279	3rd
17-1192	Original	17-1236	4th*	17-1280	3rd
17-1193	Original	17-1237	4th*	17-1281	1st
17-1194	Original	17-1238	4th*	17-1282	3rd
17-1195	Original	17-1239	4th*	17-1283	Original
17-1196	Original	17-1240	Original	17-1284	Original
17-1197	Original	17-1241	4th*	17-1285	Original
17-1198	Original	17-1242	4th*	17-1286	Original
17-1199	Original	17-1243	Original	17-1287	Original
17-1200	Original	17-1244	Original	17-1288	Original
17-1201	Original	17-1245	Original	17-1289	4th*
17-1202	Original	17-1246	Original	17-1290	Original
17-1203	Original	17-1247	Original	17-1291	Original
17-1204	Original	17-1248	Original	17-1292	Original
17-1205	Original	17-1249	Original	17-1293	3rd*
17-1206	Original	17-1250	Original	17-1294	3rd*
17-1207	Original	17-1251	Original	17-1295	3rd*
17-1208	2nd*	17-1252	3rd	17-1296	3rd*
17-1209	2nd*	17-1253	3rd	17-1297	3rd*
17-1210	2nd*	17-1254	4th*	17-1298	3rd*
17-1211	2nd*	17-1255	4th*	17-1299	3rd*
17-1212	2nd*	17-1256	4th*	17-1300	3rd*
17-1213	2nd*	17-1257	3rd	17-1301	3rd*
17-1214	2nd*	17-1258	3rd	17-1302	4th*
17-1215	2nd*	17-1259	3rd	17-1303	3rd*
17-1216	2nd*	17-1260	4th*	17-1304	4th*
17-1217	2nd*	17-1261	3rd	17-1305	4th*
17-1218	2nd*	17-1262	4th*	17-1306	3rd*
17-1219	4th*	17-1263	3rd	17-1307	Original
17-1220	4th*	17-1264	4th*	17-1308	3rd*
17-1221	2nd*	17-1265	3rd	17-1309	3rd*
17-1222	2nd*	17-1266	3rd	17-1310	Original
17-1223	Original	17-1267	Original	17-1311	Original
17-1224	Original	17-1268	Original	17-1312	Original
17-1225	1st	17-1269	Original	17-1313	Original
17-1226	4th*	17-1270	4th*	17-1314	Original
17-1227	4th*	17-1271	4th*	17-1315	Original

\*Issued June 18, 2018

Transmittal No. 216

Issued: June 18, 2018

Effective: July 3, 2018

President  
7852 Walker Drive, Greenbelt, Maryland 20770

**ACCESS SERVICE****CHECK SHEET**

<b><u>Page</u></b>	<b><u>Number of Revision Except as Indicated</u></b>	<b><u>Page</u></b>	<b><u>Number of Revision Except as Indicated</u></b>	<b><u>Page</u></b>	<b><u>Number of Revision Except as Indicated</u></b>
17-1316	Original	17-1359	3rd*	17-1403	3rd*
17-1317	Original	17-1360	3rd*	17-1404	4th*
17-1318	Original	17-1361	Original	17-1405	4th*
17-1319	4th*	17-1362	Original	17-1406	4th*
17-1320	Original	17-1363	Original	17-1407	4th*
17-1321	Original	17-1364	Original	17-1408	4th*
17-1322	Original	17-1365	Original	17-1409	Original
17-1323	3rd*	17-1366	Original	17-1410	4th*
17-1324	3rd*	17-1367	Original	17-1411	4th*
17-1325	3rd*	17-1368	Original	17-1412	Original
17-1326	3rd*	17-1369	Original	17-1413	Original
17-1327	3rd*	17-1370	4th*	17-1414	Original
17-1328	3rd*	17-1371	Original	17-1415	Original
17-1329	3rd*	17-1372	Original	17-1416	Original
17-1330	4th*	17-1373	Original	17-1417	Original
17-1331	4th*	17-1374	3rd*	17-1418	Original
17-1332	4th*	17-1375	3rd*	17-1419	Original
17-1333	Original	17-1376	3rd*	17-1420	Original
17-1334	3rd*	17-1377	3rd*	17-1421	4th*
17-1334.1	4th*	17-1378	3rd*	17-1422	Original
17-1335	Original	17-1379	3rd*	17-1423	Original
17-1336	Original	17-1380	2nd*	17-1424	Original
17-1337	Original	17-1381	4th*	17-1425	3rd*
17-1338	Original	17-1382	4th*	17-1426	3rd*
17-1339	Original	17-1383	4th*	17-1427	3rd*
17-1340	4th*	17-1384	2nd	17-1428	3rd*
17-1341	Original	17-1385	4th*	17-1429	3rd*
17-1342	Original	17-1386	1st	17-1430	3rd*
17-1343	Original	17-1387	Original	17-1431	2nd*
17-1344	3rd*	17-1388	Original	17-1432	4th*
17-1345	3rd*	17-1389	Original	17-1433	4th*
17-1346	4th*	17-1390	Original	17-1434	4th*
17-1347	3rd*	17-1391	4th*	17-1435	1st
17-1348	3rd*	17-1392	Original	17-1436	4th*
17-1349	3rd*	17-1393	Original	17-1437	1st
17-1350	3rd*	17-1394	1st	17-1438	Original
17-1351	3rd*	17-1395	3rd*	17-1439	Original
17-1352	3rd*	17-1396	3rd*	17-1440	Original
17-1353	4th*	17-1397	4th*	17-1441	Original
17-1354	3rd*	17-1398	3rd*	17-1442	4th*
17-1355	4th*	17-1399	4th*	17-1443	Original
17-1356	2nd	17-1400	4th*	17-1444	Original
17-1357	4th*	17-1401	3rd*	17-1445	1st
17-1358	Original	17-1402	3rd*	17-1446	3rd*

\*Issued June 18, 2018

Transmittal No. 216

Issued: June 18, 2018

Effective: July 3, 2018

President  
7852 Walker Drive, Greenbelt, Maryland 20770

**ACCESS SERVICE****CHECK SHEET**

<b><u>Page</u></b>	<b><u>Number of Revision Except as Indicated</u></b>	<b><u>Page</u></b>	<b><u>Number of Revision Except as Indicated</u></b>	<b><u>Page</u></b>	<b><u>Number of Revision Except as Indicated</u></b>
17-1447	3rd*	17-1491	1st	17-1535	1st
17-1448	4th*	17-1492	1st	17-1536	1st
17-1449	3rd*	17-1493	2nd	17-1537	1st
17-1450	4th*	17-1494	1st	17-1538	1st
17-1451	4th*	17-1495	1st	17-1539	1st
17-1452	3rd*	17-1496	1st	17-1540	1st
17-1453	3rd*	17-1497	1st	17-1541	1st
17-1454	3rd*	17-1498	1st	17-1542	1st
17-1455	4th*	17-1499	2nd	17-1543	1st
17-1456	4th*	17-1500	1st	17-1544	1st
17-1457	4th*	17-1501	1st	17-1545	1st
17-1458	4th*	17-1502	1st	17-1546	1st
17-1459	4th*	17-1503	1st	17-1547	1st
17-1460	Original	17-1504	1st	17-1548	1st
17-1461	4th*	17-1505	1st	17-1549	1st
17-1462	4th*	17-1506	2nd	17-1550	1st
17-1463	Original	17-1507	1st	17-1551	1st
17-1464	Original	17-1508	2nd	17-1552	1st
17-1465	Original	17-1509	1st	17-1553	1st
17-1466	Original	17-1510	1st	17-1554	1st
17-1467	Original	17-1511	1st	17-1555	1st
17-1468	Original	17-1512	1st	17-1556	1st
17-1469	Original	17-1513	1st	17-1557	1st
17-1470	Original	17-1514	1st	17-1558	1st
17-1471	Original	17-1515	1st	17-1559	1st
17-1472	4th*	17-1516	1st	17-1560	1st
17-1473	Original	17-1517	1st	17-1561	1st
17-1474	Original	17-1518	1st		
17-1475	Original	17-1519	1st		
17-1476	2nd*	17-1520	1st		
17-1477	2nd*	17-1521	2nd		
17-1478	2nd*	17-1522	1st		
17-1479	3rd*	17-1523	1st		
17-1480	3rd*	17-1524	1st		
17-1481	3rd*	17-1525	1st		
17-1482	2nd*	17-1526	1st		
17-1483	4th*	17-1527	1st		
17-1484	4th*	17-1528	1st		
17-1485	4th*	17-1529	1st		
17-1486	4th*	17-1530	1st		
17-1487	4th*	17-1531	1st		
17-1488	1st	17-1532	1st		
17-1489	1st	17-1533	1st		
17-1490	1st	17-1534	1st		

\*Issued June 18, 2018

Transmittal No. 216

Issued: June 18, 2018

Effective: July 3, 2018

President  
7852 Walker Drive, Greenbelt, Maryland 20770

**ACCESS SERVICE****CHECK SHEET**

<b><u>Page</u></b>	<b><u>Number of Revision Except as Indicated</u></b>	<b><u>Page</u></b>	<b><u>Number of Revision Except as Indicated</u></b>	<b><u>Page</u></b>	<b><u>Number of Revision Except as Indicated</u></b>
17-1562	1st	17-1606	3rd*	17-1647.6	Original
17-1563	Original	17-1607	2nd*	17-1647.7	3rd*
17-1564	Original	17-1608	3rd*	17-1647.8	Original
17-1565	Original	17-1609	3rd*	17-1648	2nd
17-1566	Original	17-1610	3rd*	17-1649	Original
17-1567	3rd*	17-1611	Original	17-1650	Original
17-1568	1st	17-1612	2nd*	17-1651	Original
17-1569	1st	17-1613	3rd*	17-1652	Original
17-1570	2nd	17-1614	1st	17-1653	Original
17-1571	3rd*	17-1615	Original	17-1654	Original
17-1572	3rd*	17-1616	Original	17-1655	Original
17-1573	3rd*	17-1617	Original	17-1656	Original
17-1574	3rd*	17-1618	3rd*	17-1657	Original
17-1575	3rd*	17-1619	Original	17-1658	Original
17-1576	3rd*	17-1620	Original	17-1659	Original
17-1577	3rd*	17-1621	1st	17-1660	Original
17-1578	3rd*	17-1622	Original	17-1661	Original
17-1579	3rd*	17-1623	Original	17-1662	Original
17-1580	3rd*	17-1624	3rd*	17-1663	Original
17-1581	3rd*	17-1625	Original	17-1664	Original
17-1582	3rd*	17-1626	3rd*	17-1665	Original
17-1583	3rd*	17-1627	Original	17-1666	Original
17-1584	3rd*	17-1628	Original	17-1667	Original
17-1585	Original	17-1629	3rd*	17-1668	Original
17-1586	3rd*	17-1630	Original	17-1669	Original
17-1587	3rd*	17-1631	3rd*	17-1670	Original
17-1588	Original	17-1632	Original	17-1671	Original
17-1589	Original	17-1633	3rd*	17-1672	Original
17-1590	Original	17-1634	Original	17-1673	Original
17-1591	Original	17-1635	Original	17-1674	Original
17-1592	Original	17-1636	Original	17-1675	Original
17-1593	Original	17-1637	Original	17-1676	Original
17-1594	Original	17-1638	Original	17-1677	2nd*
17-1595	Original	17-1639	Original	17-1678	3rd*
17-1596	Original	17-1640	Original	17-1679	2nd*
17-1597	2nd	17-1641	Original	17-1680	3rd*
17-1598	Original	17-1642	Original	17-1681	3rd*
17-1599	Original	17-1643	Original	17-1682	2nd*
17-1600	Original	17-1644	3rd*	17-1683	2nd*
17-1601	3rd*	17-1645	Original	17-1684	3rd*
17-1602	3rd*	17-1646	Original	17-1685	2nd*
17-1603	3rd*	17-1647	Original	17-1686	Original
17-1604	3rd*	17-1647.1	3rd*	17-1687	Original
17-1605	3rd*	17-1647.2	3rd*	17-1688	1st
		17-1647.3	3rd*	17-1689	3rd*
		17-1647.4	3rd*	17-1690	3rd*
		17-1647.5	3rd*	17-1691	3rd*
				17-1692	3rd*
				17-1693	3rd*

\*Issued June 18, 2018

Transmittal No. 216

Issued: June 18, 2018

Effective: July 3, 2018

President  
7852 Walker Drive, Greenbelt, Maryland 20770

**ACCESS SERVICE****CHECK SHEET**

<b><u>Page</u></b>	<b><u>Number of Revision Except as Indicated</u></b>	<b><u>Page</u></b>	<b><u>Number of Revision Except as Indicated</u></b>	<b><u>Page</u></b>	<b><u>Number of Revision Except as Indicated</u></b>
17-1694	3rd*	17-1739	1st	17-1784	2nd*
17-1695	3rd*	17-1740	2nd	17-1785	3rd*
17-1696	3rd*	17-1741	Original	17-1786	3rd*
17-1697	3rd*	17-1742	1st	17-1787	3rd*
17-1698	3rd*	17-1743	Original	17-1788	3rd*
17-1699	3rd*	17-1744	Original	17-1789	3rd*
17-1700	3rd*	17-1745	Original	17-1790	3rd*
17-1701	3rd*	17-1746	Original	17-1791	3rd*
17-1702	3rd*	17-1747	Original	17-1792	Original
17-1703	1st	17-1748	Original	17-1793	Original
17-1704	3rd*	17-1749	Original	17-1794	1st
17-1705	3rd*	17-1750	Original	17-1795	3rd*
17-1706	Original	17-1751	Original	17-1796	3rd*
17-1707	Original	17-1752	Original	17-1797	3rd*
17-1708	Original	17-1753	Original	17-1798	3rd*
17-1709	Original	17-1754	Original	17-1799	3rd*
17-1710	Original	17-1755	Original	17-1800	3rd*
17-1711	Original	17-1756	Original	17-1801	3rd*
17-1712	Original	17-1757	Original	17-1802	3rd*
17-1713	Original	17-1758	Original	17-1803	3rd*
17-1714	Original	17-1759	Original	17-1804	3rd*
17-1715	3rd*	17-1760	Original	17-1805	3rd*
17-1716	2nd	17-1761	Original	17-1806	3rd*
17-1717	2nd	17-1762	Original	17-1807	3rd*
17-1718	2nd	17-1763	Original	17-1808	3rd*
17-1719	2nd	17-1764	Original	17-1809	Original
17-1720	3rd*	17-1765	Original	17-1810	3rd*
17-1721	2nd	17-1766	Original	17-1811	3rd*
17-1722	2nd	17-1767	Original	17-1812	Original
17-1723	3rd*	17-1768	Original	17-1813	Original
17-1724	Original	17-1769	Original	17-1814	Original
17-1725	Original	17-1770	Original	17-1815	Original
17-1726	Original	17-1771	Original	17-1816	Original
17-1727	3rd*	17-1772	Original	17-1817	Original
17-1728	3rd*	17-1773	Original	17-1818	Original
17-1729	3rd*	17-1774	Original	17-1819	Original
17-1730	3rd*	17-1775	Original	17-1820	Original
17-1731	3rd*	17-1776	Original	17-1821	3rd*
17-1732	3rd*	17-1777	Original	17-1822	2nd
17-1733	3rd*	17-1778	Original	17-1823	2nd
17-1734	2nd	17-1779	Original	17-1824	2nd
17-1735	2nd	17-1780	2nd*	17-1825	2nd
17-1736	2nd	17-1781	3rd*	17-1826	2nd
17-1737	2nd	17-1782	2nd*	17-1827	2nd
17-1738	2nd	17-1783	2nd*	17-1828	2nd

\*Issued June 18, 2018

Transmittal No. 216

Issued: June 18, 2018

Effective: July 3, 2018

President  
7852 Walker Drive, Greenbelt, Maryland 20770

**ACCESS SERVICE****CHECK SHEET**

<b><u>Page</u></b>	<b><u>Number of Revision Except as Indicated</u></b>	<b><u>Page</u></b>	<b><u>Number of Revision Except as Indicated</u></b>	<b><u>Page</u></b>	<b><u>Number of Revision Except as Indicated</u></b>
17-1829	2nd	17-1871	2nd*	17-1913	Original
17-1830	2nd	17-1872	2nd*	17-1914	Original
17-1831	2nd	17-1873	2nd*	17-1915	Original
17-1832	2nd	17-1874	2nd*	17-1916	Original
17-1833	Original	17-1875	Original	17-1917	Original
17-1834	Original	17-1876	2nd*	17-1918	2nd*
17-1835	Original	17-1877	2nd*	17-1919	Original
17-1836	3rd*	17-1878	Original	17-1920	Original
17-1837	3rd*	17-1879	Original	17-1921	Original
17-1838	3rd*	17-1880	Original	17-1922	Original
17-1839	3rd*	17-1881	Original	17-1923	Original
17-1840	3rd*	17-1882	Original	17-1924	2nd*
17-1841	3rd*	17-1883	Original	17-1925	2nd*
17-1842	3rd*	17-1884	Original	17-1926	2nd*
17-1843	3rd*	17-1885	Original	17-1927	2nd*
17-1844	3rd*	17-1886	Original	17-1928	Original
17-1845	3rd*	17-1887	1st	17-1929	Original
17-1846	2nd	17-1888	Original	17-1930	Original
17-1847	2nd	17-1889	Original	17-1931	2nd*
17-1848	1st	17-1890	Original	17-1932	2nd*
17-1849	2nd	17-1891	Original	17-1933	2nd*
17-1850	Original	17-1892	Original	17-1934	2nd*
17-1851	Original	17-1893	Original	17-1935	2nd*
17-1852	Original	17-1894	Original	17-1936	Original
17-1853	Original	17-1895	Original	17-1937	2nd*
17-1854	Original	17-1896	Original	17-1938	2nd*
17-1855	Original	17-1897	Original	17-1939	Original
17-1856	Original	17-1898	2nd*	17-1940	Original
17-1857	2nd*	17-1899	2nd*	17-1941	Original
17-1858	Original	17-1900	2nd*	17-1942	Original
17-1859	Original	17-1901	1st	17-1943	Original
17-1860	Original	17-1902	1st	17-1944	Original
17-1861	Original	17-1903	2nd*	17-1945	Original
17-1862	Original	17-1904	1st	17-1946	Original
17-1863	2nd*	17-1905	2nd*	17-1947	Original
17-1864	2nd*	17-1906	2nd*	17-1948	1st
17-1865	2nd*	17-1907	2nd*	17-1949	Original
17-1866	2nd*	17-1908	Original	17-1950	Original
17-1867	Original	17-1909	2nd*	17-1951	Original
17-1868	Original	17-1910	Original	17-1952	2nd*
17-1869	Original	17-1911	2nd*	17-1953	2nd*
17-1870	2nd*	17-1912	Original	17-1954	2nd*

\*Issued June 18, 2018

Transmittal No. 216

Issued: June 18, 2018

Effective: July 3, 2018

President  
7852 Walker Drive, Greenbelt, Maryland 20770

**ACCESS SERVICE****CHECK SHEET**

<b><u>Page</u></b>	<b><u>Number of Revision Except as Indicated</u></b>	<b><u>Page</u></b>	<b><u>Number of Revision Except as Indicated</u></b>	<b><u>Page</u></b>	<b><u>Number of Revision Except as Indicated</u></b>
17-1955	Original	17-1997	2nd*	17-2039	Original
17-1956	Original	17-1998	Original	17-2040	Original
17-1957	Original	17-1999	Original	17-2041	Original
17-1958	Original	17-2000	Original	17-2042	Original
17-1959	2nd*	17-2001	Original	17-2043	Original
17-1960	2nd*	17-2002	Original	17-2044	2nd*
17-1961	2nd*	17-2003	Original	17-2045	2nd*
17-1962	1st	17-2004	Original	17-2046	2nd*
17-1963	1st	17-2005	Original	17-2047	2nd*
17-1964	2nd*	17-2006	Original	17-2048	Original
17-1965	1st	17-2007	1st	17-2049	Original
17-1966	2nd*	17-2008	Original	17-2050	Original
17-1967	2nd*	17-2009	Original	17-2051	2nd*
17-1968	2nd*	17-2010	Original	17-2052	2nd*
17-1969	2nd*	17-2011	Original	17-2053	2nd*
17-1970	2nd*	17-2012	Original	17-2054	2nd*
17-1971	2nd*	17-2013	Original	17-2055	2nd*
17-1972	Original	17-2014	Original	17-2056	Original
17-1973	Original	17-2015	Original	17-2057	2nd*
17-1974	Original	17-2016	Original	17-2058	2nd*
17-1975	Original	17-2017	Original	17-2059	Original
17-1976	Original	17-2018	2nd*	17-2060	Original
17-1977	2nd*	17-2019	2nd*	17-2061	Original
17-1978	Original	17-2020	2nd*	17-2062	Original
17-1979	Original	17-2021	2nd*	17-2063	Original
17-1980	Original	17-2022	2nd*	17-2064	Original
17-1981	Original	17-2023	2nd*	17-2065	Original
17-1982	Original	17-2024	2nd*	17-2066	Original
17-1983	2nd*	17-2025	2nd*	17-2067	Original
17-1984	2nd*	17-2026	2nd*	17-2068	1st
17-1985	2nd*	17-2027	2nd*	17-2069	Original
17-1986	2nd*	17-2028	Original	17-2070	Original
17-1987	Original	17-2029	2nd*	17-2071	Original
17-1988	Original	17-2030	Original	17-2072	2nd*
17-1989	Original	17-2031	2nd*	17-2073	2nd*
17-1990	2nd*	17-2032	Original	17-2074	2nd*
17-1991	2nd*	17-2033	Original	17-2075	2nd*
17-1992	2nd*	17-2034	Original	17-2076	2nd*
17-1993	2nd*	17-2035	Original	17-2077	2nd*
17-1994	2nd*	17-2036	Original	17-2078	2nd*
17-1995	Original	17-2037	Original	17-2079	2nd*
17-1996	2nd*	17-2038	2nd*	17-2080	2nd*

\*Issued June 18, 2018

Transmittal No. 216

Issued: June 18, 2018

Effective: July 3, 2018

President  
7852 Walker Drive, Greenbelt, Maryland 20770



**ACCESS SERVICE****CHECK SHEET**

<b><u>Page</u></b>	<b><u>Number of Revision Except as Indicated</u></b>	<b><u>Page</u></b>	<b><u>Number of Revision Except as Indicated</u></b>	<b><u>Page</u></b>	<b><u>Number of Revision Except as Indicated</u></b>
17-2081	2nd*	17-2123	Original	17-2165	Original
17-2082	2nd*	17-2124	Original	17-2166	Original
17-2083	2nd*	17-2125	Original	17-2167	2nd*
17-2084	1st	17-2126	2nd*	17-2168	2nd*
17-2085	2nd*	17-2127	2nd*	17-2169	2nd*
17-2086	2nd*	17-2128	Original	17-2170	2nd*
17-2087	Original	17-2129	Original	17-2171	Original
17-2088	Original	17-2130	Original	17-2172	Original
17-2089	Original	17-2131	Original	17-2173	Original
17-2090	Original	17-2132	Original	17-2174	2nd*
17-2091	Original	17-2133	Original	17-2175	2nd*
17-2092	Original	17-2134	Original	17-2176	2nd*
17-2093	Original	17-2135	Original	17-2177	2nd*
17-2094	Original	17-2136	Original	17-2178	2nd*
17-2095	2nd*	17-2137	Original	17-2179	1st
17-2096	2nd*	17-2138	2nd*	17-2180	2nd*
17-2097	Original	17-2139	2nd*	17-2181	2nd*
17-2098	Original	17-2140	2nd*	17-2182	Original
17-2099	Original	17-2141	1st*	17-2183	Original
17-2100	Original	17-2142	Original	17-2184	Original
17-2101	Original	17-2143	2nd*	17-2185	Original
17-2102	2nd*	17-2144	1st*	17-2186	Original
17-2103	2nd*	17-2145	2nd*	17-2187	Original
17-2104	2nd*	17-2146	2nd*	17-2188	Original
17-2105	2nd*	17-2147	2nd*	17-2189	Original
17-2106	Original	17-2148	Original	17-2190	Original
17-2107	Original	17-2149	2nd*	17-2191	1st
17-2108	Original	17-2150	Original	17-2192	1st
17-2109	2nd*	17-2151	2nd*	17-2193	Original
17-2110	2nd*	17-2152	Original	17-2194	Original
17-2111	2nd*	17-2153	Original	17-2195	Original
17-2112	2nd*	17-2154	Original	17-2196	Original
17-2113	2nd*	17-2155	Original	17-2197	Original
17-2114	Original	17-2156	Original	17-2198	Original
17-2115	2nd*	17-2157	Original	17-2199	Original
17-2116	2nd*	17-2158	Original	17-2200	Original
17-2117	Original	17-2159	Original	17-2201	Original
17-2118	Original	17-2160	3rd*	17-2202	Original
17-2119	Original	17-2161	3rd*	17-2203	2nd*
17-2120	Original	17-2162	Original	17-2204	2nd*
17-2121	Original	17-2163	Original	17-2205	2nd*
17-2122	Original	17-2164	Original	17-2206	2nd*

\*Issued June 18, 2018

Transmittal No. 216

Issued: June 18, 2018

Effective: July 3, 2018

President  
7852 Walker Drive, Greenbelt, Maryland 20770

**ACCESS SERVICE****CHECK SHEET**

<b><u>Page</u></b>	<b><u>Number of Revision Except as Indicated</u></b>	<b><u>Page</u></b>	<b><u>Number of Revision Except as Indicated</u></b>	<b><u>Page</u></b>	<b><u>Number of Revision Except as Indicated</u></b>
17-2207	2nd*	17-2249	Original	17-2291	2nd*
17-2208	2nd*	17-2250	Original	17-2292	Original
17-2209	2nd*	17-2251	Original	17-2293	Original
17-2210	2nd*	17-2252	1st	17-2294	Original
17-2211	Original	17-2253	Original	17-2295	2nd*
17-2212	Original	17-2254	Original	17-2296	2nd*
17-2213	Original	17-2255	Original	17-2297	2nd*
17-2214	2nd*	17-2256	Original	17-2298	2nd*
17-2214.1	2nd*	17-2257	Original	17-2299	2nd*
17-2214.2	2nd*	17-2258	Original	17-2300	Original
17-2215	Original	17-2259	Original	17-2301	2nd*
17-2216	2nd*	17-2260	Original	17-2302	2nd*
17-2217	Original	17-2261	Original	17-2303	Original
17-2218	Original	17-2262	Original	17-2304	Original
17-2219	Original	17-2263	2nd*	17-2305	Original
17-2220	Original	17-2264	2nd*	17-2306	Original
17-2221	Original	17-2265	2nd*	17-2307	Original
17-2222	3rd*	17-2266	2nd*	17-2308	Original
17-2223	Original	17-2267	2nd*	17-2309	Original
17-2224	Original	17-2268	2nd*	17-2310	Original
17-2225	Original	17-2269	2nd*	17-2311	Original
17-2226	Original	17-2270	2nd*	17-2312	1st
17-2227	Original	17-2271	2nd*	17-2313	Original
17-2228	2nd*	17-2272	2nd*	17-2314	Original
17-2229	2nd*	17-2273	Original	17-2315	Original
17-2230	2nd*	17-2274	2nd*	17-2316	Original
17-2231	2nd*	17-2275	Original	17-2317	Original
17-2232	Original	17-2276	2nd*	17-2318	Original
17-2233	Original	17-2277	Original	17-2319	Original
17-2234	Original	17-2278	Original	17-2320	Original
17-2235	2nd*	17-2279	Original	17-2321	Original
17-2236	2nd*	17-2280	Original	17-2322	Original
17-2237	2nd*	17-2281	Original	17-2323	2nd*
17-2238	2nd*	17-2282	3rd*	17-2324	2nd*
17-2239	2nd*	17-2283	Original	17-2325	2nd*
17-2240	Original	17-2284	Original	17-2326	2nd*
17-2241	2nd*	17-2285	Original	17-2327	1st
17-2242	2nd*	17-2286	Original	17-2328	2nd*
17-2243	Original	17-2287	Original	17-2329	2nd*
17-2244	Original	17-2288	2nd*	17-2330	2nd*
17-2245	Original	17-2289	2nd*	17-2331	2nd*
17-2246	Original	17-2290	2nd*	17-2332	2nd*
17-2247	Original				
17-2248	Original				

\*Issued June 18, 2018

Transmittal No. 216

Issued: June 18, 2018

Effective: July 3, 2018

President  
7852 Walker Drive, Greenbelt, Maryland 20770

**ACCESS SERVICE****CHECK SHEET**

<b><u>Page</u></b>	<b><u>Number of Revision Except as Indicated</u></b>	<b><u>Page</u></b>	<b><u>Number of Revision Except as Indicated</u></b>	<b><u>Page</u></b>	<b><u>Number of Revision Except as Indicated</u></b>
17-2333	Original	17-2376	2nd*	17-2419	Original
17-2334	2nd*	17-2377	2nd*	17-2420	Original
17-2335	Original	17-2378	2nd*	17-2421	Original
17-2336	2nd*	17-2379	2nd*	17-2422	Original
17-2337	Original	17-2380	2nd*	17-2423	Original
17-2338	Original	17-2381	2nd*	17-2424	Original
17-2339	Original	17-2382	1st	17-2425	2nd*
17-2340	Original	17-2383	2nd*	17-2426	Original
17-2341	Original	17-2384	2nd*	17-2427	Original
17-2342	2nd*	17-2385	2nd*	17-2428	Original
17-2343	Original	17-2386	2nd*	17-2428.1	2nd*
17-2344	Original	17-2387	1st	17-2428.2	2nd*
17-2345	Original	17-2388	2nd*	17-2428.3	2nd*
17-2346	2nd*	17-2389	1st	17-2428.4	2nd*
17-2347	2nd*	17-2390	2nd*	17-2428.5	2nd*
17-2348	2nd*	17-2391	2nd*	17-2428.6	2nd*
17-2349	2nd*	17-2392	Original	17-2428.7	2nd*
17-2350	2nd*	17-2393	2nd*	17-2428.8	2nd*
17-2351	2nd*	17-2394	Original	17-2428.9	2nd*
17-2352	2nd*	17-2395	Original	17-2428.10	2nd*
17-2353	2nd*	17-2396	7th*	17-2429	7th*
17-2354	2nd*	17-2397	Original	17-2430	Original
17-2355	2nd*	17-2398	Original	17-2431	Original
17-2356	2nd*	17-2399	Original	17-2432	Original
17-2357	2nd*	17-2400	2nd*	17-2433	2nd*
17-2358	2nd*	17-2401	Original	17-2434	Original
17-2359	2nd*	17-2402	Original	17-2435	Original
17-2360	Original	17-2403	Original	17-2436	Original
17-2361	2nd*	17-2404	Original	17-2437	Original
17-2362	2nd*	17-2405	Original	17-2438	Original
17-2363	Original	17-2406	2nd*	17-2439	2nd*
17-2364	Original	17-2407	Original	17-2440	Original
17-2365	Original	17-2408	Original	17-2441	Original
17-2366	Original	17-2409	Original	17-2442	Original
17-2367	Original	17-2410	Original	17-2443	Original
17-2368	Original	17-2411	2nd*	17-2444	2nd*
17-2369	Original	17-2412	Original	17-2445	Original
17-2370	Original	17-2413	2nd*	17-2446	2nd*
17-2371	Original	17-2414	2nd*	17-2447	2nd*
17-2372	2nd*	17-2415	Original	17-2448	Original
17-2373	Original	17-2416	Original	17-2449	Original
17-2374	Original	17-2417	Original		
17-2375	Original	17-2418	Original		

\*Issued June 18, 2018

Transmittal No. 216

Issued: June 18, 2018

Effective: July 3, 2018

President  
7852 Walker Drive, Greenbelt, Maryland 20770

**ACCESS SERVICE****CHECK SHEET**

<u>Page</u>	<u>Number of Revision Except as Indicated</u>	<u>Page</u>	<u>Number of Revision Except as Indicated</u>	<u>Page</u>	<u>Number of Revision Except as Indicated</u>
17-2450	Original	17-2484	4th*	17-2524	Original
17-2451	Original	17-2485	4th*	17-2525	Original
17-2452	Original	17-2486	4th*	17-2526	Original
17-2453	Original	17-2487	4th*	17-2527	Original
17-2454	Original	17-2488	4th*	17-2528	Original
17-2455	Original	17-2489	4th*	17-2529	Original
17-2456	Original	17-2490	4th*	17-2530	1st*
17-2457	Original	17-2491	4th*	17-2531	Original
17-2458	1st	17-2492	4th*	17-2532	Original
17-2459	Original	17-2493	4th*	17-2533	Original
17-2460	Original	17-2493.1	Original*	17-2534	Original
17-2461	Original	17-2494	Original	17-2535	Original
17-2462	1st	17-2495	Original	17-2536	Original
17-2463	1st	17-2496	Original	17-2537	Original
17-2464	1st	17-2497	Original	17-2538	Original
17-2465	1st	17-2498	Original	17-2539	Original
17-2466	2nd	17-2499	Original	17-2540	Original
17-2467	6th*	17-2500	1st*	17-2541	1st*
17-2468	6th*	17-2501	Original	17-2542	1st*
17-2469	6th*	17-2502	Original	17-2543	1st*
17-2470	6th*	17-2503	Original	17-2544	1st*
17-2471	6th*	17-2504	Original	17-2545	1st*
17-2472	6th*	17-2505	Original	17-2546	1st*
17-2473	6th*	17-2506	1st*	17-2547	1st*
17-2474	6th*	17-2507	1st*	17-2548	Original
17-2475	6th*	17-2508	1st*	17-2549	1st*
17-2476	Original	17-2509	1st*	17-2550	1st*
17-2477	1st	17-2510	Original	17-2551	1st*
17-2478	1st	17-2511	Original	17-2552	Original
17-2479	1st	17-2512	Original	17-2553	Original
17-2480	Original	17-2513	1st*	17-2554	Original
17-2481	4th*	17-2514	1st*	17-2555	Original
17-2482	4th*	17-2515	1st*	17-2556	Original
17-2483	4th*	17-2516	1st*	17-2557	Original
		17-2517	1st*	17-2558	Original
		17-2518	Original	17-2559	Original
		17-2519	1st*	17-2560	Original
		17-2520	1st*	17-2561	Original
		17-2521	Original	17-2562	1st*
		17-2522	Original	17-2563	1st*
		17-2523	Original	17-2564	Original
				17-2565	Original
				17-2566	Original

\*Issued June 18, 2018

Transmittal No. 216

Issued: June 18, 2018

Effective: July 3, 2018

President  
7852 Walker Drive, Greenbelt, Maryland 20770

**ACCESS SERVICE****CHECK SHEET**

<b><u>Page</u></b>	<b><u>Number of Revision Except as Indicated</u></b>	<b><u>Page</u></b>	<b><u>Number of Revision Except as Indicated</u></b>	<b><u>Page</u></b>	<b><u>Number of Revision Except as Indicated</u></b>
17-2567	Original	17-2611	1st*	17-2654	Original
17-2568	Original	17-2612	Original	17-2655	Original
17-2569	1st*	17-2613	1st*	17-2656	Original
17-2570	1st*	17-2614	1st*	17-2657	Original
17-2571	1st*	17-2615	1st*	17-2658	Original
17-2572	1st*	17-2616	Original	17-2659	Original
17-2573	Original	17-2617	Original	17-2660	Original
17-2574	Original	17-2618	Original	17-2661	Original
17-2575	Original	17-2619	Original	17-2662	Original
17-2576	1st*	17-2620	Original	17-2663	1st*
17-2577	1st*	17-2621	Original	17-2664	1st*
17-2578	1st*	17-2622	1st*	17-2665	1st*
17-2579	1st*	17-2623	Original	17-2666	1st*
17-2580	1st*	17-2624	Original	17-2667	1st*
17-2581	Original	17-2625	Original	17-2668	1st*
17-2582	1st*	17-2626	Original	17-2669	1st*
17-2583	1st*	17-2627	Original	17-2670	Original
17-2584	Original	17-2628	1st*	17-2671	1st*
17-2585	Original	17-2629	1st*	17-2672	1st*
17-2586	Original	17-2630	1st*	17-2673	1st*
17-2587	Original	17-2631	1st*	17-2674	Original
17-2588	Original	17-2632	Original	17-2675	Original
17-2589	Original	17-2633	Original	17-2676	Original
17-2590	Original	17-2634	Original	17-2677	Original
17-2591	Original	17-2635	1st*	17-2678	Original
17-2592	Original	17-2636	1st*	17-2679	Original
17-2593	1st*	17-2637	1st*	17-2680	1st*
17-2594	Original	17-2638	1st*	17-2681	Original
17-2595	Original	17-2639	1st*	17-2682	Original
17-2596	Original	17-2640	Original	17-2683	Original
17-2597	Original	17-2641	1st*		
17-2598	Original	17-2642	1st*		
17-2599	Original	17-2643	Original		
17-2600	Original	17-2644	Original		
17-2601	Original	17-2645	Original		
17-2602	Original	17-2646	Original		
17-2603	Original	17-2647	Original		
17-2604	Original	17-2648	Original		
17-2605	1st*	17-2649	Original		
17-2606	1st*	17-2650	Original		
17-2607	Original	17-2651	Original		
17-2608	1st*	17-2652	Original		
17-2609	1st*	17-2653	Original		
17-2610	1st*				

\*Issued June 18, 2018

Transmittal No. 216

Issued: June 18, 2018

Effective: July 3, 2018

President  
7852 Walker Drive, Greenbelt, Maryland 20770

**ACCESS SERVICE****CHECK SHEET**

<b><u>Page</u></b>	<b><u>Number of Revision Except as Indicated</u></b>	<b><u>Page</u></b>	<b><u>Number of Revision Except as Indicated</u></b>	<b><u>Page</u></b>	<b><u>Number of Revision Except as Indicated</u></b>
17-2684	1st*	17-2727	1st*	17-2766	Original
17-2685	Original	17-2728	Original	17-2767	Original
17-2686	1st*	17-2729	1st*	17-2768	Original
17-2687	1st*	17-2730	1st*	17-2769	Original
17-2688	1st*	17-2731	1st*	17-2770	Original
17-2689	1st*	17-2732	Original	17-2771	Original
17-2690	Original	17-2733	Original	17-2772	Original
17-2691	Original	17-2734	Original	17-2773	Original
17-2692	Original	17-2735	Original	17-2774	Original
17-2693	1st*	17-2736	Original	17-2775	Original
17-2694	1st*	17-2737	Original	17-2776	Original
17-2695	1st*	17-2738	1st*	17-2777	Original
17-2696	1st*	17-2739	Original	17-2778	Original
17-2697	1st*	17-2740	Original	17-2779	1st*
17-2698	Original	17-2741	Original	17-2780	1st*
17-2699	1st*	17-2742	1st*	17-2781	1st*
17-2700	1st*	17-2743	Original	17-2782	1st*
17-2701	Original	17-2744	1st*	17-2783	1st*
17-2702	Original	17-2745	1st*	17-2784	Original
17-2703	Original	17-2746	1st*	17-2785	Original
17-2704	Original	17-2747	1st*	17-2786	1st*
17-2705	Original	17-2748	Original	17-2787	Original
17-2706	Original	17-2749	Original	17-2788	Original
17-2707	Original	17-2750	Original	17-2789	Original
17-2708	Original	17-2751	1st*	17-2790	Original
17-2709	Original	17-2752	1st*	17-2791	Original
17-2710	Original	17-2753	1st*	17-2792	Original
17-2711	Original	17-2754	1st*	17-2793	1st*
17-2712	Original	17-2755	1st*	17-2794	Original
17-2713	Original	17-2756	Original	17-2795	Original
17-2714	Original	17-2757	Original	17-2796	Original
17-2715	Original	17-2758	Original	17-2797	1st*
17-2716	Original	17-2759	Original	17-2798	Original
17-2717	Original	17-2760	Original	17-2799	1st*
17-2718	Original	17-2761	Original	17-2800	1st*
17-2719	Original	17-2762	Original	17-2801	1st*
17-2720	Original	17-2763	Original	17-2802	1st*
17-2721	1st*	17-2764	Original	17-2803	Original
17-2722	1st*	17-2765	Original		
17-2723	1st*				
17-2724	1st*				
17-2725	1st*				
17-2726	1st*				

\*Issued June 18, 2018

Transmittal No. 216

Issued: June 18, 2018

Effective: July 3, 2018

President  
7852 Walker Drive, Greenbelt, Maryland 20770

**ACCESS SERVICE****CHECK SHEET**

<b><u>Page</u></b>	<b><u>Number of Revision Except as Indicated</u></b>	<b><u>Page</u></b>	<b><u>Number of Revision Except as Indicated</u></b>	<b><u>Page</u></b>	<b><u>Number of Revision Except as Indicated</u></b>
17-2804	Original	17-2846	Original	17-2885	Original
17-2805	Original	17-2847	Original	17-2886	Original
17-2806	1st*	17-2848	1st*	17-2887	Original
17-2807	1st*	17-2849	Original	17-2888	Original
17-2808	1st*	17-2850	Original	17-2889	1st*
17-2809	1st*	17-2851	Original	17-2890	1st*
17-2810	1st*	17-2852	1st*	17-2891	1st*
17-2811	Original	17-2853	Original	17-2892	1st*
17-2812	Original	17-2854	1st*	17-2893	1st*
17-2813	Original	17-2855	1st*	17-2894	Original
17-2814	Original	17-2856	1st*	17-2895	1st*
17-2815	Original	17-2857	1st*	17-2896	1st*
17-2816	Original	17-2858	Original	17-2897	Original
17-2817	Original	17-2859	Original	17-2898	Original
17-2818	Original	17-2860	Original	17-2899	Original
17-2819	Original	17-2861	1st*	17-2900	Original
17-2820	Original	17-2862	1st*	17-2901	Original
17-2821	Original	17-2863	1st*	17-2902	Original
17-2822	Original	17-2864	1st*	17-2903	1st*
17-2823	Original	17-2865	1st*	17-2904	Original
17-2824	Original	17-2866	Original	17-2905	Original
17-2825	Original	17-2867	Original	17-2906	Original
17-2826	Original	17-2868	Original	17-2907	Original
17-2827	Original	17-2869	Original	17-2908	Original
17-2828	Original	17-2870	Original	17-2909	1st*
17-2829	Original	17-2871	Original	17-2910	1st*
17-2830	Original	17-2872	Original	17-2911	1st*
17-2831	Original	17-2873	Original	17-2912	1st*
17-2832	Original	17-2874	Original	17-2913	Original
17-2833	Original	17-2875	Original	17-2914	Original
17-2834	1st*	17-2876	Original	17-2915	Original
17-2835	1st*	17-2877	Original	17-2916	1st*
17-2836	1st*	17-2878	Original	17-2917	1st*
17-2837	1st*	17-2879	Original	17-2918	1st*
17-2838	1st*	17-2880	Original	17-2919	1st*
17-2839	Original	17-2881	Original	17-2920	1st*
17-2840	1st*	17-2882	Original	17-2921	Original
17-2841	1st*	17-2883	Original	17-2922	1st*
17-2842	Original	17-2884	Original		
17-2843	Original				
17-2844	Original				
17-2845	Original				

\*Issued June 18, 2018

Transmittal No. 216

Issued: June 18, 2018

Effective: July 3, 2018

President  
7852 Walker Drive, Greenbelt, Maryland 20770

**ACCESS SERVICE****CHECK SHEET**

<b><u>Page</u></b>	<b><u>Number of Revision Except as Indicated</u></b>	<b><u>Page</u></b>	<b><u>Number of Revision Except as Indicated</u></b>	<b><u>Page</u></b>	<b><u>Number of Revision Except as Indicated</u></b>
17-2923	1st*	17-2962	Original	17-2999	Original
17-2924	Original	17-2963	Original	17-3000	Original
17-2925	Original	17-2964	Original	17-3001	Original
17-2926	Original	17-2965	Original	17-3002	1st*
17-2927	Original	17-2966	Original	17-3003	1st*
17-2928	Original	17-2967	1st*	17-3004	Original
17-2929	Original	17-2968	Original	17-3005	Original
17-2930	Original	17-2969	Original	17-3006	Original
17-2931	Original	17-2970	Original	17-3007	Original
17-2932	Original	17-2971	Original	17-3008	Original
17-2933	Original	17-2972	Original	17-3009	Original
17-2934	Original	17-2973	Original	17-3010	Original
17-2935	Original	17-2974	1st*	17-3011	Original
17-2936	Original	17-2975	Original	17-3012	Original
17-2937	Original	17-2976	1st*	17-3013	Original
17-2938	Original	17-2977	Original	17-3014	Original
17-2939	Original	17-2978	Original	17-3015	Original
17-2940	Original	17-2979	Original	17-3016	Original
17-2941	Original	17-2980	1st*	17-3017	Original
17-2942	Original	17-2981	Original	17-3018	Original
17-2943	Original	17-2982	Original	17-3019	1st*
17-2944	1st*	17-2983	Original	17-3020	Original
17-2945	1st*	17-2984	Original	17-3021	Original
17-2946	1st*	17-2985	Original	17-3022	Original
17-2947	1st*	17-2986	Original	17-3023	Original
17-2948	1st*	17-2987	Original	17-3024	Original
17-2949	1st*	17-2988	Original	17-3025	1st*
17-2950	1st*	17-2989	Original	17-3026	1st*
17-2951	Original	17-2990	Original	17-3027	1st*
17-2952	1st*	17-2991	1st*	17-3028	1st*
17-2953	1st*	17-2992	Original	17-3029	Original
17-2954	1st*	17-2993	Original	17-3030	Original
17-2955	Original	17-2994	Original	17-3031	Original
17-2956	Original	17-2995	Original	17-3032	1st*
17-2957	Original	17-2996	Original	17-3033	1st*
17-2958	Original	17-2997	Original	17-3034	1st*
17-2959	Original	17-2998	Original	17-3035	1st*
17-2960	Original				
17-2961	1st*				

\*Issued June 18, 2018

Transmittal No. 216

Issued: June 18, 2018

Effective: July 3, 2018

President  
7852 Walker Drive, Greenbelt, Maryland 20770



**ACCESS SERVICE****CHECK SHEET**

<b><u>Page</u></b>	<b><u>Number of Revision Except as Indicated</u></b>	<b><u>Page</u></b>	<b><u>Number of Revision Except as Indicated</u></b>	<b><u>Page</u></b>	<b><u>Number of Revision Except as Indicated</u></b>
17-3036	1st*	17-3076	Original	17-3114	Original
17-3037	Original	17-3077	1st*	17-3115	Original
17-3038	1st*	17-3078	Original	17-3116	Original
17-3039	1st*	17-3079	Original	17-3117	Original
17-3040	Original	17-3080	Original	17-3118	1st*
17-3041	Original	17-3081	Original	17-3119	1st*
17-3042	Original	17-3082	Original	17-3120	1st*
17-3043	Original	17-3083	1st*	17-3121	1st*
17-3044	Original	17-3084	1st*	17-3122	1st*
17-3045	Original	17-3085	1st*	17-3123	1st*
17-3046	Original	17-3086	1st*	17-3124	1st*
17-3047	Original	17-3087	Original	17-3125	Original
17-3048	Original	17-3088	Original	17-3126	1st*
17-3049	Original	17-3089	Original	17-3127	1st*
17-3050	Original	17-3090	1st*	17-3128	1st*
17-3051	Original	17-3091	1st*	17-3129	Original
17-3052	Original	17-3092	1st*	17-3130	Original
17-3053	Original	17-3093	1st*	17-3131	Original
17-3054	Original	17-3094	1st*	17-3132	Original
17-3055	Original	17-3095	Original	17-3133	Original
17-3056	Original	17-3096	1st*	17-3134	Original
17-3057	Original	17-3097	1st*	17-3135	1st*
17-3058	Original	17-3098	Original	17-3136	Original
17-3059	Original	17-3099	Original	17-3137	Original
17-3060	1st*	17-3100	Original	17-3138	Original
17-3061	1st*	17-3102	Original	17-3139	Original
17-3062	1st*	17-3103	Original	17-3140	Original
17-3063	1st*	17-3104	Original	17-3141	1st*
17-3064	1st*	17-3105	Original	17-3142	1st*
17-3065	1st*	17-3106	Original	17-3143	1st*
17-3066	1st*	17-3107	1st*	17-3144	1st*
17-3067	Original	17-3108	Original	17-3145	Original
17-3068	1st*	17-3109	Original	17-3146	Original
17-3069	1st*	17-3110	Original	17-3147	Original
17-3070	1st*	17-3111	Original	17-3148	1st*
17-3071	Original	17-3112	Original	17-3149	1st*
17-3072	Original	17-3113	Original	17-3150	1st*
17-3073	Original				
17-3074	Original				
17-3075	Original				

\*Issued June 18, 2018

Transmittal No. 216

Issued: June 18, 2018

Effective: July 3, 2018

President  
7852 Walker Drive, Greenbelt, Maryland 20770

**ACCESS SERVICE****CHECK SHEET**

<b><u>Page</u></b>	<b><u>Number of Revision Except as Indicated</u></b>	<b><u>Page</u></b>	<b><u>Number of Revision Except as Indicated</u></b>	<b><u>Page</u></b>	<b><u>Number of Revision Except as Indicated</u></b>
17-3151	1st*	17-3191	Original	17-3228	1st*
17-3152	1st*	17-3192	Original	17-3229	1st*
17-3153	Original	17-3193	1st*	17-3230	1st*
17-3154	1st*	17-3194	Original	17-3231	1st*
17-3155	1st*	17-3195	Original	17-3232	1st*
17-3156	Original	17-3196	Original	17-3233	1st*
17-3157	Original	17-3197	Original	17-3234	1st*
17-3158	Original	17-3198	Original	17-3235	1st*
17-3159	Original	17-3199	1st*	17-3236	1st*
17-3160	Original	17-3200	1st*	17-3237	1st*
17-3161	Original	17-3201	1st*	17-3238	1st*
17-3162	Original	17-3202	1st*	17-3239	Original
17-3163	Original	17-3203	Original	17-3240	1st*
17-3164	Original	17-3204	Original	17-3241	1st*
17-3165	1st*	17-3205	Original	17-3242	Original
17-3166	Original	17-3206	1st*	17-3243	Original
17-3167	Original	17-3207	1st*	17-3244	Original
17-3168	Original	17-3208	1st*	17-3245	Original
17-3169	Original	17-3209	1st*	17-3246	Original
17-3170	Original	17-3210	1st*	17-3247	Original
17-3171	Original	17-3211	Original	17-3248	2nd*
17-3172	Original	17-3212	1st*	17-3249	Original
17-3173	Original	17-3213	1st*	17-3250	Original
17-3174	Original	17-3214	Original	17-3251	Original
17-3175	Original	17-3215	Original	17-3252	Original
17-3176	1st*	17-3216	Original	17-3253	Original
17-3177	1st*	17-3217	Original	17-3254	1st*
17-3178	Original	17-3218	Original	17-3255	1st*
17-3179	1st*	17-3219	Original	17-3256	1st*
17-3180	1st*	17-3220	Original	17-3257	1st*
17-3181	1st*	17-3221	Original	17-3258	Original
17-3182	1st*	17-3222	Original	17-3259	Original
17-3183	Original	17-3223	Original	17-3260	Original
17-3184	1st*	17-3224	Original	17-3261	1st*
17-3185	1st*	17-3225	Original	17-3262	1st*
17-3186	1st*	17-3226	Original	17-3263	1st*
17-3187	Original	17-3227	1st*	17-3264	1st*
17-3188	Original				
17-3189	Original				
17-3190	Original				

\*Issued June 18, 2018

Transmittal No. 216

Issued: June 18, 2018

Effective: July 3, 2018

President  
7852 Walker Drive, Greenbelt, Maryland 20770

**ACCESS SERVICE****CHECK SHEET**

<b><u>Page</u></b>	<b><u>Number of Revision Except as Indicated</u></b>	<b><u>Page</u></b>	<b><u>Number of Revision Except as Indicated</u></b>	<b><u>Page</u></b>	<b><u>Number of Revision Except as Indicated</u></b>
17-3265	1st*	17-3305	Original	17-3343	Original
17-3266	Original	17-3306	Original	17-3344	Original
17-3267	1st*	17-3307	Original	17-3345	1st*
17-3268	1st*	17-3308	Original	17-3346	1st*
17-3269	Original	17-3309	Original	17-3347	1st*
17-3270	Original	17-3310	1st*	17-3348	1st*
17-3271	Original	17-3311	1st*	17-3349	1st*
17-3272	Original	17-3312	1st*	17-3350	1st*
17-3273	Original	17-3313	1st*	17-3351	1st*
17-3274	Original	17-3314	Original	17-3352	Original
17-3275	Original	17-3315	Original	17-3353	1st*
17-3276	Original	17-3316	Original	17-3354	1st*
17-3277	Original	17-3317	1st*	17-3355	1st*
17-3278	Original	17-3318	1st*	17-3356	Original
17-3279	Original	17-3319	1st*	17-3357	Original
17-3280	Original	17-3320	1st*	17-3358	Original
17-3281	Original	17-3321	1st*	17-3359	Original
17-3282	Original	17-3322	Original	17-3360	Original
17-3283	Original	17-3323	1st*	17-3361	Original
17-3284	Original	17-3324	1st*	17-3362	1st*
17-3285	Original	17-3325	Original	17-3363	Original
17-3286	Original	17-3326	Original	17-3364	Original
17-3287	Original	17-3327	Original	17-3365	Original
17-3288	Original	17-3328	Original	17-3366	Original
17-3289	1st*	17-3329	Original	17-3367	Original
17-3290	1st*	17-3330	Original	17-3368	1st*
17-3291	1st*	17-3331	Original	17-3369	1st*
17-3292	1st*	17-3332	Original	17-3370	1st*
17-3293	1st*	17-3333	Original	17-3371	1st*
17-3294	Original	17-3334	1st*	17-3372	Original
17-3295	1st*	17-3335	Original	17-3373	Original
17-3296	1st*	17-3336	Original	17-3374	Original
17-3297	1st*	17-3337	Original	17-3375	1st*
17-3298	Original	17-3338	Original	17-3376	1st*
17-3299	Original	17-3339	Original	17-3377	1st*
17-3300	Original	17-3340	Original	17-3378	1st*
17-3301	Original	17-3341	Original	17-3379	1st*
17-3302	Original	17-3342	Original	17-3380	Original
17-3303	Original				
17-3304	1st*				

\*Issued June 18, 2018

Transmittal No. 216

Issued: June 18, 2018

Effective: July 3, 2018

President  
7852 Walker Drive, Greenbelt, Maryland 20770

**ACCESS SERVICE****CHECK SHEET**

<u>Page</u>	<u>Number of Revision Except as Indicated</u>	<u>Page</u>	<u>Number of Revision Except as Indicated</u>	<u>Page</u>	<u>Number of Revision Except as Indicated</u>
17-3381	1st	17-3422	Original	17-3460	Original
17-3382	1st	17-3423	Original	17-3461	1st
17-3383	Original	17-3424	Original	17-3462	1st
17-3384	Original	17-3425	Original	17-3463	Original
17-3385	Original	17-3426	1st	17-3464	1st
17-3386	Original	17-3427	1st	17-3465	Original
17-3387	Original	17-3428	1st	17-3466	1st
17-3388	Original	17-3429	1st	17-3467	1st
17-3389	Original	17-3430	Original	17-3468	Original
17-3390	Original	17-3431	Original	17-3469	Original
17-3391	Original	17-3432	Original	17-3470	2nd*
17-3392	1st	17-3433	1st	17-3471	1st
17-3393	Original	17-3434	1st	17-3472	Original
17-3394	Original	17-3435	1st	17-3473	Original
17-3395	Original	17-3436	2nd*	17-3474	Original
17-3396	Original	17-3437	1st	17-3475	Original
17-3397	Original	17-3438	Original	17-3476	Original
17-3398	Original	17-3439	1st	17-3477	Original
17-3399	Original	17-3440	1st	17-3478	1st
17-3400	Original	17-3441	Original	17-3479	Original
17-3401	Original	17-3442	Original	17-3480	Original
17-3402	Original	17-3443	Original	17-3481	Original
17-3403	1st	17-3444	Original	17-3482	Original
17-3404	1st	17-3445	Original	17-3483	Original
17-3405	Original	17-3446	Original	17-3484	1st
17-3406	1st	17-3447	Original	17-3485	1st
17-3407	1st	17-3448	Original	17-3486	1st
17-3408	1st	17-3449	Original	17-3487	1st
17-3409	1st	17-3450	Original	17-3488	Original
17-3410	Original	17-3451	Original	17-3489	Original
17-3411	1st	17-3452	Original	17-3490	Original
17-3412	1st	17-3453	Original	17-3491	1st
17-3413	1st	17-3454	Original	17-3492	1st
17-3414	Original	17-3455	1st*	17-3493	1st
17-3415	Original	17-3456	Original	17-3494	1st
17-3416	Original	17-3457	Original	17-3495	1st
17-3417	Original	17-3458	Original	17-3496	Original
17-3418	Original	17-3459	Original	17-3497	1st
17-3419	Original				
17-3420	1st				
17-3421	Original				

\*Issued August 17, 2018

Transmittal No. 217

Issued: August 17, 2018

Effective: September 1, 2018

President  
7852 Walker Drive, Greenbelt, Maryland 20770

**ACCESS SERVICE****CHECK SHEET**

<u>Page</u>	<u>Number of Revision Except as Indicated</u>	<u>Page</u>	<u>Number of Revision Except as Indicated</u>	<u>Page</u>	<u>Number of Revision Except as Indicated</u>
17-3498	1st*	17-3539	Original	17-3577	1st*
17-3499	Original	17-3540	Original	17-3578	1st*
17-3500	Original	17-3541	Original	17-3579	Original
17-3501	Original	17-3542	1st*	17-3580	1st*
17-3502	Original	17-3543	1st*	17-3581	1st*
17-3503	Original	17-3544	1st*	17-3582	1st*
17-3504	Original	17-3545	1st*	17-3583	1st*
17-3505	Original	17-3546	Original	17-3584	Original
17-3506	Original	17-3547	Original	17-3585	1st*
17-3507	Original	17-3548	Original	17-3586	1st*
17-3508	1st*	17-3549	1st*	17-3587	1st*
17-3509	Original	17-3550	1st*	17-3588	Original
17-3510	Original	17-3551	1st*	17-3589	Original
17-3511	Original	17-3552	1st*	17-3590	Original
17-3512	Original	17-3553	1st*	17-3591	Original
17-3513	Original	17-3554	Original	17-3592	Original
17-3514	Original	17-3555	1st*	17-3593	Original
17-3515	Original	17-3556	1st*	17-3594	1st*
17-3516	Original	17-3557	Original	17-3595	Original
17-3517	Original	17-3558	Original	17-3596	Original
17-3518	Original	17-3559	Original	17-3597	Original
17-3519	1st*	17-3560	Original	17-3598	Original
17-3520	1st*	17-3561	Original	17-3599	Original
17-3521	Original	17-3562	Original	17-3600	1st*
17-3522	1st*	17-3563	Original	17-3601	1st*
17-3523	1st*	17-3564	Original	17-3602	1st*
17-3524	1st*	17-3565	Original	17-3603	1st*
17-3525	1st*	17-3566	Original	17-3604	Original
17-3526	Original	17-3567	Original	17-3605	Original
17-3527	1st*	17-3568	Original	17-3606	Original
17-3528	1st*	17-3569	Original	17-3607	1st*
17-3529	1st*	17-3570	Original	17-3608	1st*
17-3530	Original	17-3571	Original	17-3609	1st*
17-3531	Original	17-3572	Original	17-3610	1st*
17-3532	Original	17-3573	Original	17-3611	1st*
17-3533	Original	17-3574	Original	17-3612	Original
17-3534	Original	17-3575	Original	17-3613	1st*
17-3535	Original	17-3576	Original	17-3614	1st*
17-3536	1st*			17-3615	Original
17-3537	Original				
17-3538	Original				
		Transmittal No. 216			

\*Issued June 18, 2018

Issued: June 18, 2018

Effective: July 3, 2018

President  
7852 Walker Drive, Greenbelt, Maryland 20770

**ACCESS SERVICE****CHECK SHEET**

<b><u>Page</u></b>	<b><u>Number of Revision Except as Indicated</u></b>	<b><u>Page</u></b>	<b><u>Number of Revision Except as Indicated</u></b>	<b><u>Page</u></b>	<b><u>Number of Revision Except as Indicated</u></b>
17-3616	Original	17-3658	1st*	17-3697	1st*
17-3617	Original	17-3659	1st*	17-3698	1st*
17-3618	Original	17-3660	1st*	17-3699	1st*
17-3619	Original	17-3661	1st*	17-3700	Original
17-3620	Original	17-3662	Original	17-3701	1st*
17-3621	Original	17-3663	Original	17-3702	1st*
17-3622	Original	17-3664	Original	17-3703	1st*
17-3623	Original	17-3665	1st*	17-3704	Original
17-3624	Original	17-3666	1st*	17-3705	Original
17-3625	Original	17-3667	1st*	17-3706	Original
17-3626	Original	17-3668	1st*	17-3707	Original
17-3627	Original	17-3669	1st*	17-3708	Original
17-3628	Original	17-3670	Original	17-3709	Original
17-3629	Original	17-3671	1st*	17-3710	1st*
17-3630	Original	17-3672	1st*	17-3711	Original
17-3631	Original	17-3673	Original	17-3712	Original
17-3632	Original	17-3674	Original	17-3713	Original
17-3633	Original	17-3675	Original	17-3714	Original
17-3634	Original	17-3676	Original	17-3715	Original
17-3635	1st*	17-3677	Original	17-3716	1st*
17-3636	1st*	17-3678	Original	17-3717	1st*
17-3637	1st*	17-3679	Original	17-3718	1st*
17-3638	1st*	17-3680	Original	17-3719	1st*
17-3639	1st*	17-3681	Original	17-3720	Original
17-3640	1st*	17-3682	1st*	17-3721	Original
17-3641	1st*	17-3683	Original	17-3722	Original
17-3642	Original	17-3684	Original	17-3723	1st*
17-3643	1st*	17-3685	Original	17-3724	1st*
17-3644	1st*	17-3686	Original	17-3725	1st*
17-3645	1st*	17-3687	Original	17-3726	1st*
17-3646	Original	17-3688	Original	17-3727	1st*
17-3647	Original	17-3689	Original	17-3728	Original
17-3648	Original	17-3690	Original	17-3729	1st*
17-3649	Original	17-3691	Original	17-3730	1st*
17-3650	Original	17-3692	Original	17-3731	Original
17-3651	Original	17-3693	1st*	17-3732	Original
17-3652	1st*	17-3694	1st*	17-3733	Original
17-3653	Original	17-3695	1st*	17-3734	Original
17-3654	Original	17-3696	1st*	17-3735	Original
17-3655	Original				
17-3656	Original				
17-3657	Original				

\*Issued June 18, 2018

Transmittal No. 216

## ACCESS SERVICE

CHECK SHEET

<u>Page</u>	<u>Number of Revision Except as Indicated</u>	<u>Page</u>	<u>Number of Revision Except as Indicated</u>	<u>Page</u>	<u>Number of Revision Except as Indicated</u>
17-3736	Original	17-3777	1st*	17-3815	1st*
17-3737	Original	17-3778	Original	17-3816	Original
17-3738	Original	17-3779	Original	17-3817	Original
17-3739	Original	17-3780	Original	17-3818	1st*
17-3740	1st*	17-3781	1st*	17-3819	1st*
17-3741	Original	17-3782	1st*	17-3820	Original
17-3742	Original	17-3783	1st*	17-3821	Original
17-3743	Original	17-3784	1st*	17-3822	Original
17-3744	Original	17-3785	1st*	17-3823	Original
17-3745	Original	17-3786	Original	17-3824	Original
17-3746	Original	17-3787	1st*	17-3825	Original
17-3747	Original	17-3788	1st*	17-3826	1st*
17-3748	Original	17-3789	Original	17-3827	Original
17-3749	Original	17-3790	Original	17-3828	Original
17-3750	Original	17-3791	Original	17-3829	Original
17-3751	1st*	17-3792	Original	17-3830	Original
17-3752	1st*	17-3793	Original	17-3831	Original
17-3753	1st*	17-3794	Original	17-3832	1st*
17-3754	1st*	17-3795	Original	17-3833	1st*
17-3755	1st*	17-3796	Original	17-3834	1st*
17-3756	1st*	17-3797	Original	17-3835	1st*
17-3757	1st*	17-3798	Original	17-3836	Original
17-3758	Original	17-3799	Original	17-3837	Original
17-3759	1st*	17-3800	Original	17-3838	Original
17-3760	1st*	17-3801	Original	17-3839	1st*
17-3761	1st*	17-3802	Original	17-3840	1st*
17-3762	Original	17-3803	Original	17-3841	1st*
17-3763	Original	17-3804	Original	17-3842	1st*
17-3764	Original	17-3805	Original	17-3843	1st*
17-3765	Original	17-3806	Original	17-3844	Original
17-3766	Original	17-3807	Original	17-3845	1st*
17-3767	Original	17-3808	Original	17-3846	1st*
17-3768	1st*	17-3809	1st*	17-3847	Original
17-3769	Original	17-3810	1st*	17-3848	Original
17-3770	Original	17-3811	Original	17-3849	Original
17-3771	Original	17-3812	1st*	17-3850	Original
17-3772	Original	17-3813	Original	17-3851	Original
17-3773	Original	17-3814	1st*	17-3852	Original
17-3774	1st*			17-3853	Original
17-3775	Original				
17-3776	1st*				
		Transmittal No. 216			

\*Issued June 18, 2018

Issued: June 18, 2018

Effective: July 3, 2018

President  
7852 Walker Drive, Greenbelt, Maryland 20770

**ACCESS SERVICE****CHECK SHEET**

<u>Page</u>	<u>Number of Revision Except as Indicated</u>	<u>Page</u>	<u>Number of Revision Except as Indicated</u>	<u>Page</u>	<u>Number of Revision Except as Indicated</u>
17-3854	Original	17-3894	1st*	17-3933	1st*
17-3855	Original	17-3895	Original	17-3934	Original
17-3856	Original	17-3896	1st*	17-3935	Original
17-3857	Original	17-3897	1st*	17-3936	Original
17-3858	Original	17-3898	Original	17-3937	Original
17-3859	Original	17-3899	Original	17-3938	Original
17-3860	Original	17-3900	Original	17-3939	Original
17-3861	Original	17-3901	Original	17-3940	Original
17-3862	Original	17-3902	Original	17-3941	Original
17-3863	Original	17-3903	Original	17-3942	Original
17-3864	Original	17-3904	Original	17-3943	Original
17-3865	Original	17-3905	Original	17-3944	Original
17-3866	Original	17-3906	Original	17-3945	Original
17-3867	1st*	17-3907	Original	17-3946	Original
17-3868	1st*	17-3908	Original	17-3947	Original
17-3869	Original	17-3909	Original	17-3948	Original
17-3870	1st*	17-3910	Original	17-3949	Original
17-3871	Original	17-3911	Original	17-3950	Original
17-3872	1st*	17-3912	Original	17-3951	Original
17-3873	1st*	17-3913	4th*	17-3952	Original
17-3874	Original	17-3914	Original	17-3953	Original
17-3875	1st*	17-3915	Original	17-3954	1st*
17-3876	1st*	17-3916	Original	17-3955	Original
17-3877	1st*	17-3917	1st*	17-3956	Original
17-3878	4th*	17-3918	Original	17-3957	Original
17-3879	Original	17-3919	Original	17-3958	Original
17-3880	Original	17-3920	Original	17-3959	Original
17-3881	Original	17-3921	Original	17-3960	1st*
17-3882	1st*	17-3922	Original	17-3961	1st*
17-3883	Original	17-3923	1st*	17-3962	1st*
17-3884	Original	17-3924	1st*	17-3963	1st*
17-3885	Original	17-3925	1st*	17-3964	Original
17-3886	Original	17-3926	1st*	17-3965	Original
17-3887	Original	17-3927	Original	17-3966	Original
17-3888	1st*	17-3928	Original	17-3967	1st*
17-3889	1st*	17-3929	1st*	17-3968	1st*
17-3890	Original	17-3930	1st*	17-3969	1st*
17-3891	Original	17-3931	1st*	17-3970	1st*
17-3892	Original	17-3932	1st*	17-3971	1st*
17-3893	Original				

\*Issued June 18, 2018

Transmittal No. 216

Issued: June 18, 2018

Effective: July 3, 2018

President  
7852 Walker Drive, Greenbelt, Maryland 20770



## ACCESS SERVICE

CHECK SHEET

<u>Page</u>	<u>Number of Revision Except as Indicated</u>	<u>Page</u>	<u>Number of Revision Except as Indicated</u>	<u>Page</u>	<u>Number of Revision Except as Indicated</u>
17-3972	Original	17-4013	Original	17-4052	1st*
17-3973	1st*	17-4014	Original	17-4053	1st*
17-3974	1st*	17-4015	1st*	17-4054	1st*
17-3975	Original	17-4016	1st*	17-4055	Original
17-3976	Original	17-4017	1st*	17-4056	1st*
17-3977	Original	17-4018	1st*	17-4057	1st*
17-3978	Original	17-4019	Original	17-4058	1st*
17-3979	Original	17-4020	Original	17-4059	Original
17-3980	Original	17-4021	Original	17-4060	Original
17-3981	Original	17-4022	1st*	17-4061	Original
17-3982	Original	17-4023	1st*	17-4062	Original
17-3983	Original	17-4024	1st*	17-4063	Original
17-3984	1st*	17-4025	1st*	17-4064	Original
17-3985	Original	17-4026	1st*	17-4065	1st*
17-3986	Original	17-4027	Original	17-4066	Original
17-3987	Original	17-4028	1st*	17-4067	Original
17-3988	Original	17-4029	1st*	17-4068	Original
17-3989	Original	17-4030	Original	17-4069	Original
17-3990	Original	17-4031	Original	17-4070	Original
17-3991	Original	17-4032	Original	17-4071	1st*
17-3992	Original	17-4033	Original	17-4072	1st*
17-3993	Original	17-4034	Original	17-4073	1st*
17-3994	Original	17-4035	Original	17-4074	1st*
17-3995	1st*	17-4036	Original	17-4075	Original
17-3996	1st*	17-4037	Original	17-4076	Original
17-3997	1st*	17-4038	Original	17-4077	Original
17-3998	1st*	17-4039	Original	17-4078	1st*
17-3999	1st*	17-4040	Original	17-4079	1st*
17-4000	Original	17-4041	Original	17-4080	1st*
17-4001	1st*	17-4042	Original	17-4081	1st*
17-4002	1st*	17-4043	Original	17-4082	1st*
17-4003	Original	17-4044	Original	17-4083	Original
17-4004	Original	17-4045	Original	17-4084	1st*
17-4005	Original	17-4046	Original	17-4085	1st*
17-4006	Original	17-4047	Original	17-4086	Original
17-4007	Original	17-4048	Original	17-4087	Original
17-4008	Original	17-4049	Original	17-4088	Original
17-4009	1st*	17-4050	1st*	17-4089	Original
17-4010	Original	17-4051	1st*	17-4090	Original
17-4011	Original				
17-4012	Original				
		Transmittal No. 216			

\*Issued June 18, 2018

Issued: June 18, 2018

Effective: July 3, 2018

President  
7852 Walker Drive, Greenbelt, Maryland 20770

**ACCESS SERVICE****CHECK SHEET**

<b><u>Page</u></b>	<b><u>Number of Revision Except as Indicated</u></b>	<b><u>Page</u></b>	<b><u>Number of Revision Except as Indicated</u></b>	<b><u>Page</u></b>	<b><u>Number of Revision Except as Indicated</u></b>
17-4091	Original	17-4132	Original	17-4172	Original
17-4092	Original	17-4133	1st*	17-4173	Original
17-4093	Original	17-4134	1st*	17-4174	Original
17-4094	Original	17-4135	1st*	17-4175	1st*
17-4095	1st*	17-4136	1st*	17-4176	Original
17-4096	Original	17-4137	1st*	17-4177	Original
17-4097	Original	17-4138	Original	17-4178	Original
17-4098	Original	17-4139	1st*	17-4179	Original
17-4099	Original	17-4140	1st*	17-4180	Original
17-4100	Original	17-4141	Original	17-4181	1st*
17-4101	Original	17-4142	Original	17-4182	1st*
17-4102	Original	17-4143	Original	17-4183	1st*
17-4103	Original	17-4144	Original	17-4184	1st*
17-4104	Original	17-4145	Original	17-4185	Original
17-4105	Original	17-4146	Original	17-4186	Original
17-4106	1st*	17-4147	Original	17-4187	Original
17-4107	1st*	17-4148	Original	17-4188	1st*
17-4108	1st*	17-4149	Original	17-4189	1st*
17-4109	1st*	17-4150	Original	17-4190	1st*
17-4110	1st*	17-4151	Original	17-4191	1st*
17-4111	Original	17-4152	Original	17-4192	1st*
17-4112	1st*	17-4153	Original	17-4193	Original
17-4113	1st*	17-4154	Original	17-4194	1st*
17-4114	Original	17-4155	Original	17-4195	1st*
17-4115	Original	17-4156	Original	17-4196	Original
17-4116	Original	17-4157	Original	17-4197	Original
17-4117	Original	17-4158	Original	17-4198	Original
17-4118	Original	17-4159	Original	17-4199	Original
17-4119	Original	17-4160	Original	17-4200	Original
17-4120	1st*	17-4161	1st*	17-4201	Original
17-4121	Original	17-4162	1st*	17-4202	Original
17-4122	Original	17-4163	1st*	17-4203	Original
17-4123	Original	17-4164	1st*	17-4204	Original
17-4124	Original	17-4165	1st*	17-4205	Original
17-4125	Original	17-4166	Original	17-4206	Original
17-4126	1st*	17-4167	1st*	17-4207	Original
17-4127	Original	17-4168	1st*	17-4208	Original
17-4128	Original	17-4169	Original	17-4209	Original
17-4129	1st*	17-4170	Original	17-4210	Original
17-4130	Original	17-4171	Original	17-4211	Original
17-4131	Original				
		Transmittal No. 216			

\*Issued June 18, 2018

## ACCESS SERVICE

CHECK SHEET

<u>Page</u>	<u>Number of Revision Except as Indicated</u>	<u>Page</u>	<u>Number of Revision Except as Indicated</u>	<u>Page</u>	<u>Number of Revision Except as Indicated</u>
17-4212	Original	17-4253	Original	17-4289	Original
17-4213	Original	17-4254	Original	17-4290	Original
17-4214	Original	17-4255	Original	17-4291	Original
17-4215	Original	17-4256	Original	17-4292	1st*
17-4216	1st*	17-4257	Original	17-4293	1st*
17-4217	1st*	17-4258	Original	17-4294	1st*
17-4218	1st*	17-4259	Original	17-4295	1st*
17-4219	1st*	17-4260	Original	17-4296	Original
17-4220	1st*	17-4261	Original	17-4297	Original
17-4221	Original	17-4262	Original	17-4298	Original
17-4222	1st*	17-4263	Original	17-4299	1st*
17-4223	1st*	17-4264	Original	17-4300	1st*
17-4224	Original	17-4265	Original	17-4301	1st*
17-4225	Original	17-4266	Original	17-4302	1st*
17-4226	Original	17-4267	Original	17-4303	1st*
17-4227	Original	17-4268	Original	17-4304	Original
17-4228	Original	17-4269	Original	17-4305	1st*
17-4229	Original	17-4270	Original	17-4306	1st*
17-4230	1st*	17-4271	1st*	17-4307	Original
17-4231	Original	17-4272	1st*	17-4308	Original
17-4232	Original	17-4273	1st*	17-4309	Original
17-4233	Original	17-4274	1st*	17-4310	Original
17-4234	Original	17-4275	1st*	17-4311	Original
17-4235	Original	17-4276	Original	17-4312	Original
17-4236	1st*	17-4277	1st*	17-4313	Original
17-4237	1st*	17-4278	1st*	17-4314	Original
17-4238	1st*	17-4279	1st*	17-4315	Original
17-4239	1st*	17-4280	4th*	17-4316	1st*
17-4240	Original	17-4281	Original	17-4317	Original
17-4241	Original	17-4282	Original	17-4318	Original
17-4242	Original	17-4283	Original	17-4319	Original
17-4243	1st*	17-4284	Original	17-4320	Original
17-4244	1st*	17-4285	Original	17-4321	Original
17-4245	1st*	17-4286	1st*	17-4322	Original
17-4246	1st*	17-4287	Original	17-4323	Original
17-4247	1st*	17-4288	Original	17-4324	Original
17-4248	Original			17-4325	Original
17-4249	1st*				
17-4250	1st*				
17-4251	Original				
17-4252	Original				

\*Issued June 18, 2018

Transmittal No. 216

**ACCESS SERVICE****CHECK SHEET**

<b><u>Page</u></b>	<b><u>Number of Revision Except as Indicated</u></b>	<b><u>Page</u></b>	<b><u>Number of Revision Except as Indicated</u></b>	<b><u>Page</u></b>	<b><u>Number of Revision Except as Indicated</u></b>
17-4326	Original	17-4364	Original	17-4401	Original
17-4327	1st*	17-4365	Original	17-4402	Original
17-4328	1st*	17-4366	Original	17-4403	1st*
17-4329	1st*	17-4367	Original	17-4404	1st*
17-4330	1st*	17-4368	Original	17-4405	1st*
17-4331	1st*	17-4369	Original	17-4406	1st*
17-4332	Original	17-4370	Original	17-4407	Original
17-4333	1st*	17-4371	Original	17-4408	Original
17-4334	1st*	17-4372	1st*	17-4409	Original
17-4335	1st*	17-4373	Original	17-4410	1st*
17-4336	Original	17-4374	Original	17-4411	1st*
17-4337	Original	17-4375	Original	17-4412	1st*
17-4338	Original	17-4376	Original	17-4413	1st*
17-4339	Original	17-4377	Original	17-4414	1st*
17-4340	Original	17-4378	Original	17-4415	Original
17-4341	Original	17-4379	Original	17-4416	1st*
17-4342	1st*	17-4380	Original	17-4417	1st*
17-4343	Original	17-4381	Original	17-4418	Original
17-4344	Original	17-4382	Original	17-4419	Original
17-4345	Original	17-4383	1st*	17-4420	Original
17-4346	Original	17-4384	1st*	17-4421	Original
17-4347	Original	17-4385	1st*	17-4422	Original
17-4348	1st*	17-4386	1st*	17-4423	Original
17-4349	1st*	17-4387	1st*	17-4424	Original
17-4350	1st*	17-4388	Original	17-4425	Original
17-4351	1st*	17-4389	1st*	17-4426	Original
17-4352	Original	17-4390	1st*	17-4427	Original
17-4353	Original	17-4391	Original	17-4428	Original
17-4354	Original	17-4392	Original	17-4429	Original
17-4355	1st*	17-4393	Original	17-4430	Original
17-4356	1st*	17-4394	Original	17-4431	Original
17-4357	1st*	17-4395	Original	17-4432	Original
17-4358	1st*	17-4396	Original	17-4433	Original
17-4359	1st*	17-4397	1st*	17-4434	Original
17-4360	Original	17-4398	Original	17-4435	Original
17-4361	1st*	17-4399	Original	17-4436	Original
17-4362	1st*	17-4400	Original	17-4437	Original
17-4363	Original				

\*Issued June 18, 2018

Transmittal No. 216

## ACCESS SERVICE

CHECK SHEET

<u>Page</u>	<u>Number of Revision Except as Indicated</u>	<u>Page</u>	<u>Number of Revision Except as Indicated</u>	<u>Page</u>	<u>Number of Revision Except as Indicated</u>
17-4438	1st*	17-4478	Original	17-4515	Original
17-4439	1st*	17-4479	Original	17-4516	Original
17-4440	1st*	17-4480	Original	17-4517	Original
17-4441	1st*	17-4481	Original	17-4518	Original
17-4442	1st*	17-4482	Original	17-4519	1st*
17-4443	1st*	17-4483	Original	17-4520	1st*
17-4444	1st*	17-4484	Original	17-4521	1st*
17-4445	Original	17-4485	Original	17-4522	1st*
17-4446	1st*	17-4486	Original	17-4523	Original
17-4447	1st*	17-4487	Original	17-4524	Original
17-4448	1st*	17-4488	Original	17-4525	Original
17-4449	Original	17-4489	Original	17-4526	1st*
17-4450	Original	17-4490	Original	17-4527	1st*
17-4451	Original	17-4491	Original	17-4528	1st*
17-4452	Original	17-4492	Original	17-4529	1st*
17-4453	1st*	17-4493	Original	17-4530	1st*
17-4454	Original	17-4494	Original	17-4531	Original
17-4455	1st*	17-4495	Original	17-4532	1st*
17-4456	Original	17-4496	1st*	17-4533	1st*
17-4457	Original	17-4497	1st*	17-4534	Original
17-4458	Original	17-4498	1st*	17-4535	Original
17-4459	Original	17-4499	1st*	17-4536	Original
17-4460	Original	17-4500	1st*	17-4537	Original
17-4461	1st*	17-4501	1st*	17-4538	Original
17-4462	1st*	17-4502	1st*	17-4539	Original
17-4463	1st*	17-4503	Original	17-4540	Original
17-4464	1st*	17-4504	1st*	17-4541	Original
17-4465	Original	17-4505	1st*	17-4542	Original
17-4466	Original	17-4506	1st*	17-4543	Original
17-4467	Original	17-4507	Original	17-4544	Original
17-4468	1st*	17-4508	Original	17-4545	Original
17-4469	1st*	17-4509	Original	17-4546	Original
17-4470	1st*	17-4510	Original	17-4547	Original
17-4471	1st*	17-4511	Original	17-4548	Original
17-4472	1st*	17-4512	Original	17-4549	Original
17-4473	Original	17-4513	1st*	17-4550	Original
17-4474	1st*	17-4514	Original	17-4551	Original
17-4475	1st*				
17-4476	Original				
17-4477	Original				

Transmittal No. 216

\*Issued June 18, 2018

## ACCESS SERVICE

CHECK SHEET

<u>Page</u>	<u>Number of Revision Except as Indicated</u>	<u>Page</u>	<u>Number of Revision Except as Indicated</u>	<u>Page</u>	<u>Number of Revision Except as Indicated</u>
17-4552	Original	17-4591	1st*	17-4627	Original
17-4553	Original	17-4592	Original	17-4628	Original
17-4554	1st*	17-4593	Original	17-4629	1st*
17-4555	1st*	17-4594	Original	17-4630	Original
17-4556	1st*	17-4595	Original	17-4631	Original
17-4557	1st*	17-4596	Original	17-4632	Original
17-4558	1st*	17-4597	Original	17-4633	Original
17-4559	1st*	17-4598	Original	17-4634	Original
17-4560	1st*	17-4599	Original	17-4635	1st*
17-4561	Original	17-4600	Original	17-4636	1st*
17-4562	1st*	17-4601	Original	17-4637	1st*
17-4563	1st*	17-4602	Original	17-4638	1st*
17-4564	1st*	17-4603	Original	17-4639	Original
17-4565	Original	17-4604	Original	17-4640	Original
17-4566	Original	17-4605	Original	17-4641	Original
17-4567	Original	17-4606	Original	17-4642	1st*
17-4568	Original	17-4607	Original	17-4643	1st*
17-4569	Original	17-4608	Original	17-4644	1st*
17-4570	Original	17-4609	Original	17-4645	1st*
17-4571	1st*	17-4610	Original	17-4646	1st*
17-4572	Original	17-4611	Original	17-4647	Original
17-4573	Original	17-4612	1st*	17-4648	1st*
17-4574	Original	17-4613	1st*	17-4649	1st*
17-4575	Original	17-4614	Original	17-4650	Original
17-4576	Original	17-4615	1st*	17-4651	Original
17-4577	1st*	17-4616	1st*	17-4652	Original
17-4578	1st*	17-4617	1st*	17-4653	Original
17-4579	1st*	17-4618	1st*	17-4654	Original
17-4580	1st*	17-4619	Original	17-4655	Original
17-4581	Original	17-4620	1st*	17-4656	Original
17-4582	Original	17-4621	1st*	17-4657	Original
17-4583	Original	17-4622	1st*	17-4658	Original
17-4584	1st*	17-4623	Original	17-4659	1st*
17-4585	1st*	17-4624	Original	17-4660	Original
17-4586	1st*	17-4625	Original	17-4661	Original
17-4587	1st*	17-4626	Original	17-4662	Original
17-4588	1st*			17-4663	Original
17-4589	Original			17-4664	Original
17-4590	1st*			17-4665	Original
Transmittal No. 216					

\*Issued June 18, 2018

## ACCESS SERVICE

CHECK SHEET

<u>Page</u>	<u>Number of Revision Except as Indicated</u>	<u>Page</u>	<u>Number of Revision Except as Indicated</u>	<u>Page</u>	<u>Number of Revision Except as Indicated</u>
17-4666	Original	17-4706	Original	17-4744	Original
17-4667	Original	17-4707	Original	17-4745	Original
17-4668	Original	17-4708	Original	17-4746	1st*
17-4669	Original	17-4709	Original	17-4747	1st*
17-4670	1st*	17-4710	Original	17-4748	1st*
17-4671	1st*	17-4711	Original	17-4749	1st*
17-4672	1st*	17-4712	Original	17-4750	1st*
17-4673	1st*	17-4713	Original	17-4751	1st*
17-4674	1st*	17-4714	Original	17-4752	1st*
17-4675	1st*	17-4715	Original	17-4753	1st*
17-4676	1st*	17-4716	Original	17-4754	1st*
17-4677	Original	17-4717	Original	17-4755	1st*
17-4678	1st*	17-4718	Original	17-4756	1st*
17-4679	1st*	17-4719	Original	17-4757	1st*
17-4680	1st*	17-4720	Original	17-4758	1st*
17-4681	Original	17-4721	Original	17-4759	1st*
17-4682	Original	17-4722	Original	17-4760	Original
17-4683	Original	17-4723	Original	17-4761	1st*
17-4684	Original	17-4724	Original	17-4762	1st*
17-4685	Original	17-4725	Original	17-4763	Original
17-4686	Original	17-4726	Original	17-4764	Original
17-4687	Original	17-4727	Original	17-4765	Original
17-4688	Original	17-4728	1st*	17-4766	Original
17-4689	Original	17-4729	1st*	17-4767	Original
17-4690	Original	17-4730	1st*	17-4768	Original
17-4691	Original	17-4731	1st*	17-4769	Original
17-4692	Original	17-4732	1st*	17-4770	Original
17-4693	Original	17-4733	1st*	17-4771	Original
17-4694	Original	17-4734	1st*	17-4772	Original
17-4695	Original	17-4735	1st*	17-4773	Original
17-4696	Original	17-4736	1st*	17-4774	Original
17-4697	Original	17-4737	1st*	17-4775	Original
17-4698	Original	17-4738	1st*	17-4776	Original
17-4699	Original	17-4739	1st*	17-4777	Original
17-4700	Original	17-4740	1st*	17-4778	1st*
17-4701	Original	17-4741	1st*	17-4779	1st*
17-4702	Original	17-4742	1st*	17-4780	Original
17-4703	Original	17-4743	Original	17-4781	1st*
17-4704	Original				
17-4705	Original				

\*Issued June 18, 2018

Transmittal No. 216

## ACCESS SERVICE

CHECK SHEET

<u>Page</u>	<u>Number of Revision Except as Indicated</u>	<u>Page</u>	<u>Number of Revision Except as Indicated</u>	<u>Page</u>	<u>Number of Revision Except as Indicated</u>
17-4782	1st*	17-4823	Original	17-4861	1st*
17-4783	Original	17-4824	Original	17-4862	1st*
17-4784	Original	17-4825	Original	17-4863	1st*
17-4785	Original	17-4826	Original	17-4864	1st*
17-4786	Original	17-4827	Original	17-4865	1st*
17-4787	Original	17-4828	Original	17-4866	1st*
17-4788	Original	17-4829	Original	17-4867	1st*
17-4789	Original	17-4830	Original	17-4868	1st*
17-4790	1st*	17-4831	Original	17-4869	1st*
17-4791	1st*	17-4832	Original	17-4870	1st*
17-4792	1st*	17-4833	Original	17-4871	1st*
17-4793	1st*	17-4834	Original	17-4872	1st*
17-4794	1st*	17-4835	Original	17-4873	1st*
17-4795	1st*	17-4836	Original	17-4874	Original
17-4796	1st*	17-4837	Original	17-4875	Original
17-4797	Original	17-4838	Original	17-4876	Original
17-4798	Original	17-4839	Original	17-4877	1st*
17-4799	Original	17-4840	Original	17-4878	1st*
17-4800	Original	17-4841	Original	17-4879	1st*
17-4801	Original	17-4842	Original	17-4880	1st*
17-4802	Original	17-4843	Original	17-4881	1st*
17-4803	Original	17-4844	Original	17-4882	1st*
17-4804	Original	17-4845	Original	17-4883	1st*
17-4805	Original	17-4846	Original	17-4884	1st*
17-4806	Original	17-4847	Original	17-4885	1st*
17-4807	Original	17-4848	Original	17-4886	1st*
17-4808	Original	17-4849	Original	17-4887	1st*
17-4809	Original	17-4850	Original	17-4888	1st*
17-4810	Original	17-4851	Original	17-4889	1st*
17-4811	Original	17-4852	Original	17-4890	1st*
17-4812	Original	17-4853	Original	17-4891	Original
17-4813	Original	17-4854	Original	17-4892	1st*
17-4814	Original	17-4855	Original	17-4893	1st*
17-4815	Original	17-4856	Original	17-4894	Original
17-4816	Original	17-4857	1st*	17-4895	Original
17-4817	Original	17-4858	1st*	17-4896	Original
17-4818	Original	17-4859	1st*	17-4897	Original
17-4819	Original	17-4860	1st*	17-4898	Original
17-4820	Original				
17-4821	Original				
17-4822	Original				

Transmittal No. 216

\*Issued June 18, 2018

Issued: June 18, 2018

Effective: July 3, 2018

President  
7852 Walker Drive, Greenbelt, Maryland 20770



**ACCESS SERVICE****CHECK SHEET**

<b><u>Page</u></b>	<b><u>Number of Revision Except as Indicated</u></b>	<b><u>Page</u></b>	<b><u>Number of Revision Except as Indicated</u></b>	<b><u>Page</u></b>	<b><u>Number of Revision Except as Indicated</u></b>
17-4899	Original	17-4940	Original	17-4978	Original
17-4900	Original	17-4941	Original	17-4979	Original
17-4901	Original	17-4942	Original	17-4980	Original
17-4902	Original	17-4943	Original	17-4981	Original
17-4903	Original	17-4944	Original	17-4982	Original
17-4904	Original	17-4945	Original	17-4983	Original
17-4905	1st*	17-4946	Original	17-4984	Original
17-4906	Original	17-4947	Original	17-4985	Original
17-4907	Original	17-4948	Original	17-4986	Original
17-4908	Original	17-4949	Original	17-4987	Original
17-4909	Original	17-4950	Original	17-4988	Original
17-4910	1st*	17-4951	Original	17-4989	Original
17-4911	Original	17-4952	Original	17-4990	Original
17-4912	Original	17-4953	Original	17-4991	Original
17-4913	Original	17-4954	Original	17-4992	Original
17-4914	1st*	17-4955	Original	17-4993	1st
17-4915	Original	17-4956	Original	17-4994	1st
17-4916	Original	17-4957	Original	17-4995	1st
17-4917	1st*	17-4958	Original	17-4996	Original
17-4918	Original	17-4959	Original	17-4997	Original
17-4919	Original	17-4960	Original	17-4998	Original
17-4920	Original	17-4961	Original	17-4999	Original
17-4921	Original	17-4962	Original	17-5000	Original
17-4922	Original	17-4963	Original	17-5001	Original
17-4923	1st*	17-4964	Original	17-5002	Original
17-4924	1st*	17-4965	Original	17-5003	Original
17-4925	1st*	17-4966	Original	17-5004	Original
17-4926	1st*	17-4967	Original	17-5005	Original
17-4927	1st*	17-4968	Original	17-5006	Original
17-4928	1st*	17-4969	Original	17-5007	Original
17-4929	1st*	17-4970	Original	17-5008	Original
17-4930	Original	17-4971	Original	17-5009	Original
17-4931	Original	17-4972	Original	17-5010	Original
17-4932	Original	17-4973	Original	17-5011	Original
17-4933	Original	17-4974	Original	17-5012	Original
17-4934	Original	17-4975	Original	17-5013	Original
17-4935	Original	17-4976	Original	17-5014	Original
17-4936	Original	17-4977	Original	17-5015	Original
17-4937	1st			17-5016	Original
17-4938	Original				
17-4939	Original				
		Transmittal No. 216			

\*Issued June 18, 2018

**ACCESS SERVICE****CHECK SHEET**

<b><u>Page</u></b>	<b><u>Number of Revision Except as Indicated</u></b>	<b><u>Page</u></b>	<b><u>Number of Revision Except as Indicated</u></b>	<b><u>Page</u></b>	<b><u>Number of Revision Except as Indicated</u></b>
17-5017	Original	17-5058	1st*	17-5097	Original
17-5018	Original	17-5059	Original	17-5098	1st*
17-5019	Original	17-5060	Original	17-5099	Original
17-5020	Original	17-5061	Original	17-5100	Original
17-5021	Original	17-5062	1st*	17-5101	Original
17-5022	Original	17-5063	1st*	17-5102	Original
17-5023	Original	17-5064	1st*	17-5103	Original
17-5024	Original	17-5065	1st*	17-5104	1st*
17-5025	Original	17-5066	1st*	17-5105	Original
17-5026	Original	17-5067	1st*	17-5106	1st
17-5027	Original	17-5068	1st*	17-5107	Original
17-5028	Original	17-5069	1st*	17-5108	Original
17-5029	1st*	17-5070	1st*	17-5109	Original
17-5030	1st*	17-5071	1st*	17-5110	Original
17-5031	1st*	17-5072	1st*	17-5111	Original
17-5032	1st*	17-5073	1st*	17-5112	Original
17-5033	1st*	17-5074	1st*	17-5113	Original
17-5034	1st*	17-5075	1st*	17-5114	Original
17-5035	1st*	17-5076	Original	17-5115	Original
17-5036	1st*	17-5077	1st*	17-5116	Original
17-5037	1st*	17-5078	1st*	17-5117	1st*
17-5038	1st*	17-5079	Original	17-5118	Original
17-5039	1st*	17-5080	Original	17-5119	Original
17-5040	1st*	17-5081	Original	17-5120	Original
17-5041	1st*	17-5082	Original	17-5121	1st*
17-5042	1st*	17-5083	Original	17-5122	1st*
17-5043	1st*	17-5084	Original	17-5123	1st*
17-5044	1st*	17-5085	Original	17-5124	1st*
17-5045	1st*	17-5086	Original	17-5125	1st*
17-5046	1st*	17-5087	Original	17-5126	1st*
17-5047	2nd*	17-5088	Original	17-5127	1st*
17-5048	1st*	17-5089	1st*	17-5128	Original
17-5049	1st*	17-5090	Original	17-5129	Original
17-5050	1st*	17-5091	1st*	17-5130	Original
17-5051	1st*	17-5092	Original	17-5131	Original
17-5052	1st*	17-5093	Original	17-5132	Original
17-5053	1st*	17-5094	1st*	17-5133	Original
17-5054	1st*	17-5095	Original	17-5134	Original
17-5055	1st*	17-5096	Original		
17-5056	1st*				
17-5057	1st*				

\*Issued June 18, 2018

Transmittal No. 216

**ACCESS SERVICE****CHECK SHEET**

<b><u>Page</u></b>	<b><u>Number of Revision Except as Indicated</u></b>	<b><u>Page</u></b>	<b><u>Number of Revision Except as Indicated</u></b>	<b><u>Page</u></b>	<b><u>Number of Revision Except as Indicated</u></b>
17-5135	Original*	17-5176	Original*	17-5215	Original*
17-5136	Original*	17-5177	Original*	17-5216	Original*
17-5137	Original*	17-5178	Original*	17-5217	Original*
17-5138	Original*	17-5179	Original*	17-5218	Original*
17-5139	Original*	17-5180	Original*	17-5219	Original*
17-5140	Original*	17-5181	Original*	17-5220	Original*
17-5141	Original*	17-5182	Original*	17-5221	Original*
17-5142	Original*	17-5183	Original*	17-5222	Original*
17-5143	Original*	17-5184	Original*	17-5223	Original*
17-5144	Original*	17-5185	Original*	17-5224	Original*
17-5145	Original*	17-5186	Original*	17-5225	Original*
17-5146	Original*	17-5187	Original*	17-5226	Original*
17-5147	Original*	17-5188	Original*	17-5227	Original*
17-5148	Original*	17-5189	Original*	17-5228	Original*
17-5149	Original*	17-5190	Original*	17-5229	Original*
17-5150	Original*	17-5191	Original*	17-5230	Original*
17-5151	Original*	17-5192	Original*	17-5231	Original*
17-5152	Original*	17-5193	Original*	17-5232	Original*
17-5153	Original*	17-5194	Original*	17-5233	Original*
17-5154	Original*	17-5195	Original*	17-5234	Original*
17-5155	Original*	17-5196	Original*	17-5235	Original*
17-5156	Original*	17-5197	Original*	17-5236	Original*
17-5157	Original*	17-5198	Original*	17-5237	Original*
17-5158	Original*	17-5199	Original*	17-5238	Original*
17-5159	Original*	17-5200	Original*	17-5239	Original*
17-5160	Original*	17-5201	Original*	17-5240	Original*
17-5161	Original*	17-5202	Original*	17-5241	Original*
17-5162	Original*	17-5203	Original*	17-5242	Original*
17-5163	Original*	17-5204	Original*	17-5243	Original*
17-5164	Original*	17-5205	Original*	17-5244	Original*
17-5165	Original*	17-5206	Original*	17-5245	Original*
17-5166	Original*	17-5207	Original*	17-5246	Original*
17-5167	Original*	17-5208	Original*	17-5247	Original*
17-5168	Original*	17-5209	Original*	17-5248	Original*
17-5169	Original*	17-5210	Original*	17-5249	Original*
17-5170	Original*	17-5211	Original*	17-5250	Original*
17-5171	Original*	17-5212	Original*	17-5251	Original*
17-5172	Original*	17-5213	Original*	17-5252	Original*
17-5173	Original*	17-5214	Original*		
17-5174	Original*				
17-5175	Original*				

\*Issued June 18, 2018

Transmittal No. 216

**ACCESS SERVICE****CHECK SHEET**

<b><u>Page</u></b>	<b><u>Number of Revision Except as Indicated</u></b>	<b><u>Page</u></b>	<b><u>Number of Revision Except as Indicated</u></b>	<b><u>Page</u></b>	<b><u>Number of Revision Except as Indicated</u></b>
17-5253	Original	17-5294	Original	17-5333	Original
17-5254	Original	17-5295	Original	17-5334	Original
17-5255	Original	17-5296	Original	17-5335	Original
17-5256	Original	17-5297	Original	17-5336	Original
17-5257	Original	17-5298	Original	17-5337	Original
17-5258	Original	17-5299	Original	17-5338	Original
17-5259	Original	17-5300	Original	17-5339	Original
17-5260	Original	17-5301	Original	17-5340	Original
17-5261	Original	17-5302	Original	17-5341	Original
17-5262	Original	17-5303	Original	17-5342	Original
17-5263	Original	17-5304	Original	17-5343	Original
17-5264	Original	17-5305	Original	17-5344	Original
17-5265	Original	17-5306	Original	17-5345	Original
17-5266	Original	17-5307	Original	17-5346	Original
17-5267	Original	17-5308	Original	17-5347	Original
17-5268	Original	17-5309	Original	17-5348	Original
17-5269	Original	17-5310	Original	17-5349	Original
17-5270	Original	17-5311	Original	17-5350	Original
17-5271	Original	17-5312	Original	17-5351	Original
17-5272	Original	17-5313	Original	17-5352	Original
17-5273	Original	17-5314	Original	17-5353	Original
17-5274	Original	17-5315	Original	17-5354	Original
17-5275	Original	17-5316	Original	17-5355	Original
17-5276	Original	17-5317	Original	17-5356	Original
17-5277	Original	17-5318	Original	17-5357	Original
17-5278	Original	17-5319	Original	17-5358	Original
17-5279	Original	17-5320	Original	17-5359	Original
17-5280	Original	17-5321	Original	17-5360	Original
17-5281	Original	17-5322	Original	17-5361	Original
17-5282	Original	17-5323	Original	17-5362	Original
17-5283	Original	17-5324	Original	17-5363	Original
17-5284	Original	17-5325	Original	17-5364	Original
17-5285	Original	17-5326	1st*	17-5365	Original
17-5286	Original	17-5327	1st*	17-5366	Original
17-5287	Original	17-5328	Original	17-5367	Original
17-5288	Original	17-5329	Original	17-5368	Original
17-5289	Original	17-5330	Original	17-5369	Original
17-5290	Original	17-5331	Original	17-5370	Original
17-5291	Original	17-5332	Original		
17-5292	Original				
17-5293	Original				

\*Issued August 17, 2018

Transmittal No. 217

## CHECK SHEET

\*Issued June 18, 2018

**ACCESS SERVICE**

Under authority of the Federal Communications Commission's Order In the Matter of December 17, 2001 MAG Access Charge Tariff Filings, DA 01-3023 released December 31, 2001, the effective date of the tariff revisions contained in the following tariff pages originally filed under Transmittal No. 63 and Transmittal No. 64 are advanced for one day to December 31, 2001 and then suspended for a period of one day, and become effective on January 1, 2002.

Page Number – Transmittal No. 63

57th Revised Page 0-1  
17th Revised Page 0-2  
39th Revised Page 0-4  
22nd Revised Page 0-4.1  
23rd Revised Page 0-4.2  
29th Revised Page 0-4.3  
20th Revised Page 0-4.4  
14th Revised Page 0-4.5  
2nd Revised Page 4-7  
4th Revised Page 6-9  
3rd Revised Page 6-10.5  
7th Revised Page 17-2  
5th Revised Page 17-3  
3rd Revised Page 17-4  
6th Revised Page 17-5.1  
7th Revised Page 17-8  
6th Revised Page 17-13  
5th Revised Page 17-15  
6th Revised Page 17-20  
1st Revised Page 17-38  
6th Revised Page 17-39  
9th Revised Page 17-42  
7th Revised Page 17-46  
6th Revised Page 17-51  
6th Revised Page 17-58  
9th Revised Page 17-79  
10th Revised Page 17-80  
6th Revised Page 17-81  
6th Revised Page 17-88  
9th Revised Page 17-115  
6th Revised Page 17-116  
6th Revised Page 17-122  
9th Revised Page 17-149  
10th Revised Page 17-150  
6th Revised Page 17-151  
6th Revised Page 17-157  
8th Revised Page 17-184  
9th Revised Page 17-185  
6th Revised Page 17-186  
6th Revised Page 17-192

Page Number – Transmittal No. 64

58th Revised Page 0-1  
30th Revised Page 0-4.3  
1st Revised Page 17-322

Continued...

**ACCESS SERVICE**

Page Number – Transmittal No. 63 (Cont'd)

4th Revised Page 17-195  
6th Revised Page 17-199  
9th Revised Page 17-219  
10th Revised Page 17-220  
6th Revised Page 17-221  
6th Revised Page 17-227  
6th Revised Page 17-234  
6th Revised Page 17-254  
7th Revised Page 17-255  
6th Revised Page 17-256  
6th Revised Page 17-262  
6th Revised Page 17-269  
7th Revised Page 17-289  
8th Revised Page 17-290  
7th Revised Page 17-291  
8th Revised Page 17-325  
6th Revised Page 17-326  
6th Revised Page 17-332  
7th Revised Page 17-396  
4th Revised Page 17-397  
4th Revised Page 17-403  
6th Revised Page 17-430  
4th Revised Page 17-431  
4th Revised Page 17-437  
6th Revised Page 17-464  
4th Revised Page 17-465  
4th Revised Page 17-471  
4th Revised Page 17-478  
4th Revised Page 17-498  
4th Revised Page 17-499  
4th Revised Page 17-512  
4th Revised Page 17-532  
4th Revised Page 17-533  
4th Revised Page 17-539  
2nd Revised Page 17-548  
2nd Revised Page 17-565  
4th Revised Page 17-566  
3rd Revised Page 17-567  
3rd Revised Page 17-573  
1st Revised Page 17-574  
2nd Revised Page 17-575  
2nd Revised Page 17-576  
3rd Revised Page 17-580  
1st Revised Page 17-581  
3rd Revised Page 17-582

Continued...

**ACCESS SERVICE**

Page Number – Transmittal No. 63 (Cont'd)

1st Revised Page 17-583  
1st Revised Page 17-584  
3rd Revised Page 17-600  
2nd Revised Page 17-601  
2nd Revised Page 17-607  
3rd Revised Page 17-631  
1st Revised Page 17-631.1  
3rd Revised Page 17-633  
2nd Revised Page 17-634  
2nd Revised Page 17-640  
2nd Revised Page 17-642  
2nd Revised Page 17-643  
2nd Revised Page 17-646  
2nd Revised Page 17-648  
4th Revised Page 17-665  
5th Revised Page 17-666  
5th Revised Page 17-667  
4th Revised Page 17-673  
4th Revised Page 17-674  
4th Revised Page 17-678  
4th Revised Page 17-680  
5th Revised Page 17-681



**ACCESS SERVICE**

Under authority of the Federal Communications Commission's Order In the Matter of July 1, 2004 Annual Access Charge Tariff Filings, DA 04-1997 released July 1, 2004, the effective date of the tariff revisions contained in the following tariff pages originally filed under Transmittal No. 96 and Transmittal No. 97 are advanced for one day to June 30, 2004 and then suspended for a period of one day, and become effective on July 1, 2004.

**Transmittal No. 96**

Coastal Utilities, Inc.  
Concord Telephone Company  
Horry Telephone Cooperative, Inc.

Page Number

89th Revised Page 0-1  
36th Revised Page 0-4.1  
34th Revised Page 0-4.2  
42nd Revised Page 0-4.3  
9th Revised Page 17-39  
6th Revised Page 17-41  
11th Revised Page 17-42  
9th Revised Page 17-45  
9th Revised Page 17-46  
8th Revised Page 17-51  
6th Revised Page 17-54  
8th Revised Page 17-58  
7th Revised Page 17-60  
7th Revised Page 17-61  
13th Revised Page 17-115  
10th Revised Page 17-116  
4th Revised Page 17-120  
4th Revised Page 17-121  
10th Revised Page 17-122  
6th Revised Page 17-123  
8th Revised Page 17-124  
9th Revised Page 17-129  
9th Revised Page 17-131  
5th Revised Page 17-133  
1st Revised Page 17-146.2  
2nd Revised Page 17-146.3  
11th Revised Page 17-219  
12th Revised Page 17-220  
8th Revised Page 17-221  
8th Revised Page 17-227  
5th Revised Page 17-228  
6th Revised Page 17-229  
8th Revised Page 17-234  
7th Revised Page 17-236  
7th Revised Page 17-237  
1st Revised Page 17-251.2

**Transmittal No. 97**

Fort Mill Telephone Company  
Lancaster Telephone Company  
Rock Hill Telephone Company

Page Number

90th Revised Page 0-1  
28th Revised Page 0-4.4  
25th Revised Page 0-4.5  
4th Revised Page 17-395  
9th Revised Page 17-396  
6th Revised Page 17-397  
6th Revised Page 17-403  
3rd Revised Page 17-405  
3rd Revised Page 17-406  
5th Revised Page 17-410  
6th Revised Page 17-412  
5th Revised Page 17-413  
3rd Revised Page 17-415.1  
2nd Revised Page 17-427.1  
2nd Revised Page 17-427.2  
1st Revised Page 17-427.2.2  
8th Revised Page 17-430  
6th Revised Page 17-431  
6th Revised Page 17-437  
4th Revised Page 17-439  
4th Revised Page 17-440  
5th Revised Page 17-444  
6th Revised Page 17-446  
4th Revised Page 17-461.1  
1st Revised Page 17-461.2.2  
8th Revised Page 17-464  
6th Revised Page 17-465  
6th Revised Page 17-471  
4th Revised Page 17-473  
6th Revised Page 17-478  
6th Revised Page 17-480  
2nd Revised Page 17-481  
1st Revised Page 17-495.2.2

**ACCESS SERVICE**

Under authority of the Order, DA 07-2862 released June 28, 2007, the effective date of the tariff revisions contained in the following tariff pages originally filed under Transmittal No. 130 are advanced for one day to June 29, 2007 and then suspended for a period of one day, to become effective on June 30, 2007.

**Carriers:**

**TDS Telecom Companies:**

Camden Telephone & Telegraph Company, Inc. d/b/a TDS Telecom

Mt. Vernon Telephone Company d/b/a TDS Telecom

Oklahoma Communication Systems, Inc. d/b/a TDS Telecom

Tennessee Telephone Company d/b/a TDS Telecom

Chesnee Telephone Company, Inc.

Gearheart Communications Company, Inc. d/b/a Coalfields Telephone Company

Skyline Telephone Membership Corporation

Yadkin Valley Telephone Membership Corporation

Page Number

Original Page 17-752  
Original Page 17-753  
Original Page 17-754  
Original Page 17-755  
Original Page 17-756  
Original Page 17-757  
Original Page 17-758  
Original Page 17-803  
Original Page 17-804  
Original Page 17-805  
Original Page 17-806  
Original Page 17-807  
Original Page 17-808  
Original Page 17-809  
Original Page 17-854  
Original Page 17-855  
Original Page 17-856  
Original Page 17-857  
Original Page 17-858  
Original Page 17-859  
Original Page 17-860  
Original Page 17-905  
Original Page 17-906  
Original Page 17-907  
Original Page 17-908  
Original Page 17-909  
Original Page 17-910  
Original Page 17-911  
Original Page 17-952  
Original Page 17-953  
Original Page 17-954  
Original Page 17-955  
Original Page 17-956  
Original Page 17-957  
Original Page 17-958

Transmittal No. 131

---

Issued: July 2, 2007

Emmanuel Staurulakis  
President  
7852 Walker Drive, Greenbelt, Maryland 20770

**ACCESS SERVICE**

Under authority of the Order, DA 12-1037 released July 2, 2012, the effective date of the tariff revisions contained in the following tariff pages originally filed under Transmittal No. 165, Transmittal No. 166 and Transmittal No. 167 are advanced for one day to July 2, 2012 and then suspended for a period of one day, to become effective on July 3, 2012.

**Transmittal No. 165**

Issuing Carriers:

Atlantic Telephone Membership Corporation  
Bluffton Telephone Company, Inc.  
Camden Telephone. & Telegraph. Company Inc. d/b/a TDS Telecom  
Chesnee Telephone Company  
Chester Telephone Company d/b/a TruVista Communications  
Citizens Telephone Company d/b/a Comporium Communications  
Farmers Telephone Cooperative, Inc.  
Fort Mill Telephone Company d/b/a Comporium Communications  
Gearheart Communications Company, Inc. d/b/a Coalfields Telephone Company  
Hargray Telephone Company, Inc.  
Home Telephone ILEC, LLC d/b/a Home Telecom  
Horry Telephone Cooperative, Inc.  
Knology of the Valley, Inc.  
Lancaster Telephone Company d/b/a Comporium Communications  
Lockhart Telephone Company d/b/a TruVista Communications  
Millington Telephone Company, Inc.  
Mt. Horeb Telephone Company  
Mt. Vernon Telephone Company d/b/a TDS Telecom  
Oklahoma Communication Systems, Inc. d/b/a TDS Telecom  
Rock Hill Telephone Company d/b/a Comporium Communications  
Ridgeway Telephone Company d/b/a TruVista Communications  
Skyline Telephone Membership Corporation  
Smart City Telecommunications LLC d/b/a Smart City Telecom  
South Central Rural Telephone Cooperative  
Tennessee Telephone Company d/b/a TDS Telecom  
Yadkin Valley Telephone Membership Corporation  
Tri County Telephone Association, Inc.

Transmittal No. 165 Page Numbers

Original Page 17-109.1  
Original Page 17-178.1  
Original Page 17-213.1  
Original Page 17-248.1  
Original Page 17-283.1  
Original Page 17-318.1  
2nd Revised Page 17-424.1  
2nd Revised Page 17-458.1  
2nd Revised Page 17-492.1

**ACCESS SERVICE**

**Transmittal No. 165 (Cont'd)**

Transmittal No. 165 Page Numbers (Cont'd)

Original Page 17-526.1  
Original Page 17-630.0  
Original Page 17-660.1  
1st Revised Page 17-701.1  
Original Page 17-741.1  
2nd Revised Page 17-786  
Original Page 17-836.1  
Original Page 17-887.1  
Original Page 17-938.1  
Original Page 17-985.1  
1st Revised Page 17-1032.1  
Original Page 17-1069.1  
Original Page 17-1103.1

**Transmittal No. 166**

Issuing Carriers:

Bluffton Telephone Company, Inc.  
Hargray Telephone Company, Inc.

Transmittal No. 166 Page Numbers

1st Revised Page 17-213.1  
1st Revised Page 17-630.0

**Transmittal No. 167**

Issuing Carrier:

Tri County Telephone Association, Inc.

Transmittal No. 167 Page Number

1st Revised Page 17-1103.1

**ACCESS SERVICE****TABLE OF CONTENTS**

	<b><u>Page No.</u></b>
Title Page.....	Title
Check Sheet.....	1
Table Of Contents .....	5
Concurring Carriers .....	25
Connecting Carriers .....	25
Other Participating Carriers .....	25
Registered Service Marks .....	25
Registered Trademarks .....	25
Explanation Of Symbols .....	26
Explanation Of Abbreviations .....	26
Reference To Other Tariffs.....	28
Reference To Technical Publications.....	28
 1. <u>APPLICATION OF TARIFF</u> .....	 1-1
 2. <u>GENERAL REGULATIONS</u> .....	 2-1
2.1 <u>Undertaking of the Telephone Company</u> .....	2-1
2.1.1     Scope.....	2-1
2.1.2     Limitations.....	2-1
2.1.3     Liability .....	2-3
2.1.4     Provision of Services .....	2-7
2.1.5     Facility Terminations.....	2-7
2.1.6     Service Maintenance .....	2-7
2.1.7     Changes and Substitutions.....	2-8
2.1.8     Refusal and Discontinuance of Service .....	2-9
2.1.9     Notification of Service-Affecting Activities .....	2-12
2.1.10     Coordination with Respect to Network Contingencies .....	2-12
2.1.11     Provision and Ownership of Telephone Numbers.....	2-12

**ACCESS SERVICE****TABLE OF CONTENTS (Cont'd)**

	<b><u>Page No.</u></b>
2. <b><u>GENERAL REGULATIONS (Cont'd)</u></b>	
2.2 <b><u>Use</u></b> .....	2-13
2.2.1 Interference or Impairment .....	2-13
2.2.2 Unlawful and Abusive Use .....	2-13
2.3 <b><u>Obligations of the Customer</u></b> .....	2-14
2.3.1 Damages .....	2-14
2.3.2 Ownership of Facilities and Theft .....	2-14
2.3.3 Equipment Space and Power .....	2-15
2.3.4 Availability for Testing .....	2-15
2.3.5 Limitation of Use of Metallic Facilities .....	2-15
2.3.6 Balance .....	2-16
2.3.7 Design of Customer Services .....	2-16
2.3.8 References to the Telephone Company .....	2-16
2.3.9 Claims and Demands for Damages .....	2-17
2.3.10 Coordination with Respect to Network Contingencies .....	2-18
2.3.11 Jurisdictional Report and Certification Requirements .....	2-18
2.3.12 Determination of Interstate Charges for Mixed Interstate and Intrastate Access Service .....	2-26
2.4 <b><u>Payment Arrangements and Credit Allowances</u></b> .....	2-27
2.4.1 Payment of Rates, Charges and Deposits .....	2-27
2.4.2 Minimum Periods .....	2-34
2.4.3 Cancellation of an Order for Service .....	2-35
2.4.4 Credit Allowance for Service Interruptions .....	2-35
2.4.5 Re-establishment of Service Following Fire, Flood or Other Occurrence .....	2-42
2.4.6 Title or Ownership Rights .....	2-43
2.4.7 Access Services Provided By More Than One Telephone Company .....	2-43
2.5 <b><u>Connections</u></b> .....	2-58

(T)

**ACCESS SERVICE****TABLE OF CONTENTS (Cont'd)****Page No.****2. GENERAL REGULATIONS (Cont'd)**

2.6	<u>Definitions</u> .....	2-59
	800 Series Service.....	2-59
	800 Series DataBase Access Service .....	2-59
	Access Code.....	2-59
	Access Minutes .....	2-59
	Access Tandem .....	2-59
	Add/Drop Multiplexing .....	2-60
	Advanced Intelligent Network (AIN) .....	2-60
	Aggregator .....	2-59
	Answer/Disconnect Supervision.....	2-60
	Asymmetrical Digital Subscriber Line (ADSL) .....	2-60
	Asynchronous Transfer Mode (ATM).....	2-60
	Attenuation Distortion .....	2-60.1
	Automatic Number Identification (ANI) .....	2-60.1
	Balance (100 Type) Test Line .....	2-60.1
	Bit .....	2-60.1
	Billing Name and Address .....	2-60.1
	Broadband.....	2-60.1
	Broadband Internet Access Service .....	2-60.1
	Business Day .....	2-60.1
	Busy Hour Minutes of Capacity (BHMC).....	2-61
	Call .....	2-61
	Calling Party Number (CPN).....	2-61
	Carrier Identification Code (CIC).....	2-61
	Carrier or Common Carrier .....	2-61
	CCS.....	2-61
	Cell.....	2-61
	Central Office .....	2-61
	Central Office Maintenance Technician.....	2-62
	Central Office Prefix .....	2-62
	Channel(s).....	2-62
	Channel Service Unit.....	2-62
	Channelize .....	2-62
	Charge Number .....	2-62
	C-Message Noise .....	2-62
	C-Notched Noise.....	2-63
	Coin Station .....	2-63
	Committed Information Rate .....	2-63
	Common Line .....	2-63
	Common Channel Signalling.....	2-63
	Consumer Broadband-Only Loop.....	2-63
	Communications System .....	2-63
	Customer(s).....	2-63
	Customer Designated Premises .....	2-64
	Customer Node .....	2-64

(N)

Transmittal No. 215

**ACCESS SERVICE****TABLE OF CONTENTS (Cont'd)****Page No.****2. GENERAL REGULATIONS (Cont'd)****2.6 Definitions (Cont'd)**

Data-Only DSL Access Service.....	2-64	(N)
Data Transmission (107 Type) Test Line .....	2-64	
Decibel .....	2-64	
Decibel Reference Noise C-Message Weighting .....	2-64	
Decibel Reference Noise C-Message Referenced to 0 .....	2-64.1	(T)
Detail Billing .....	2-64.1	(T)
Digital Subscriber Line (DSL) .....	2-64.1	
Digital Subscriber Line (DSL) Access Service Connection Point .....	2-64.1	
Digital Switched 56 Service .....	2-64.1	
Direct-Trunked Transport.....	2-64.1	
Directory Assistance (Interstate) .....	2-65	
Directory Assistance Location (Interstate) .....	2-65	
Downstream.....	2-65	
Dual Tone Multifrequency Address Signaling .....	2-65	
Echo Control.....	2-65	
Echo Path Loss .....	2-65	
Echo Return Loss.....	2-65	
Effective - 2-wire.....	2-66	
Effective - 4-wire.....	2-66	
End Office .....	2-66	
End User .....	2-66	
Enhanced Service.....	2-67	
Entrance Facility.....	2-67	
Entry Switch .....	2-67	
Envelope Delay Distortion .....	2-67	
Equal Level Echo Path Loss .....	2-67	
Ethernet.....	2-67	
Exchange.....	2-67.1	
Exit Message.....	2-67.1	
Expected Measured Loss .....	2-68	
Extended Area Service .....	2-68	
Extended PVC .....	2-68	

Transmittal No. 110



**ACCESS SERVICE****TABLE OF CONTENTS (Cont'd)****Page No.****2. GENERAL REGULATIONS (Cont'd)****2.6 Definitions (Cont'd)**

First Point of Switching .....	2-68
Frame .....	2-68
Frame Relay Access Connection (FRAC) .....	2-68
Frame Relay Access Customer Port .....	2-68
Frame Relay Access Service .....	2-68.1
Frame Relay End User Port .....	2-68.1
Frame Relay Inter-network Connection (FRIC) .....	2-68.1
Frame Relay Inter-network Customer Port .....	2-68.1
Frequency Shift .....	2-68.1
Grandfathered .....	2-68.1
Host Central Office .....	2-68.1
Hub .....	2-68.1
Immediately Available Funds .....	2-69
Impedance Balance .....	2-69
Impulse Noise .....	2-69
Individual Case Basis .....	2-69
Initial Address Message .....	2-69
Inserted Connection Loss .....	2-69
Installation and Repair Technician .....	2-70
Interexchange Carrier (IC) or Interexchange Common Carrier .....	2-70
Intermediate Hub .....	2-70
Intermodulation Distortion .....	2-70
Internet Protocol .....	2-70
Internet Protocol (IP) Signaling .....	2-70.1
Interstate Communications .....	2-70.1
Intrastate Communications .....	2-70.1
Inverse Multiplexing - ATM (IMA) .....	2-70.1
Legal Holiday .....	2-71
Line Side Connection .....	2-71
Local Access and Transport Area (LATA) .....	2-71
Local Area Network .....	2-71
Local Number Portability (LNP) .....	2-71
Location Routing Number (LRN) .....	2-71
Loss Deviation .....	2-71.1
Major Fraction Thereof .....	2-71.1
Message .....	2-71.1
Milliwatt (102 Type) Test Line .....	2-71.1
Multi-Frequency (MF) Signaling .....	2-71.1
MultiMedia .....	2-71.1
MultiMedia Virtual Circuit Channel (MM-VCC) .....	2-71.1
N-1 Carrier .....	2-72
Network Control Signaling .....	2-72
Nonpublished Number .....	2-72
Nonsynchronous Test Line .....	2-72
North American Numbering Plan .....	2-72

(N)

(N)

Transmittal No. 160

Issued: December 14, 2011

Effective: December 29, 2011

President  
7852 Walker Drive, Greenbelt, Maryland 20770

**ACCESS SERVICE****TABLE OF CONTENTS (Cont'd)**

	<b><u>Page No.</u></b>
2. <b><u>GENERAL REGULATIONS (Cont'd)</u></b>	
2.6 <b><u>Definitions (Cont'd)</u></b>	
Off-hook .....	2-72
On-hook .....	2-73
Open Circuit Test Line .....	2-73
Optical Carrier Channel .....	2-73
Optical Carrier Rate (OC-N) .....	2-73
Optical Carrier Rate Concatenated .....	2-73
Optical Line Termination .....	2-73
Originating Direction .....	2-73
Pay Telephone .....	2-73
Payphone Service Provider .....	2-73.1
Permanent Virtual Connection (PVC) .....	2-73.1
Phase Jitter .....	2-73.1
Point of Termination .....	2-73.1
Premises .....	2-73
Primary Exchange Carrier .....	2-74
Release Message .....	2-74
Remote Switching Modules/Systems .....	2-74
Return Loss .....	2-74
Registered Equipment .....	2-74
Signal Transfer Point (STP) .....	2-74
Service Access Code .....	2-75
Service Switching Point (SSP) .....	2-75
Serving Wire Center .....	2-75
Seven Digit Manual Test Line .....	2-75
Shortage of Facilities or Equipment .....	2-75
Short Circuit Test Line .....	2-75
Signal-To-C-Notched Noise Ratio .....	2-75
Signaling Point (SP) .....	2-76
Signaling Point of Interface (SPOI) .....	2-76
Signaling System 7 (SS7) .....	2-76
Signaling Transfer Point (STP) .....	2-76
Signal Transfer Point (STP) Port .....	2-76
Signaling Return Loss .....	2-76
Special Order .....	2-76
Standard PVC .....	2-76
Study Area .....	2-77
Subtending End Office of an Access Tandem .....	2-76
Super Intermediate Hub .....	2-76
Synchronous Optical Network (SONET) .....	2-77
Synchronous Test Line .....	2-77
Synchronous Transport Signal (STS) .....	2-77
Tandem Switched Transport .....	2-77.1
Terminating Direction .....	2-77.1
Terminus Hub .....	2-77.1
Throughput .....	2-77.1
Toll VoIP-PSTN Traffic .....	2-77.1
Transmission Measuring (105 Type) Test Line/Responder .....	2-77.1

(N)

Transmittal No. 160

Issued: December 14, 2011

Effective: December 29, 2011

President  
7852 Walker Drive, Greenbelt, Maryland 20770

**ACCESS SERVICE****TABLE OF CONTENTS (Cont'd)**

	<b><u>Page No.</u></b>	
2. <b><u>GENERAL REGULATIONS</u></b> (Cont'd )		
2.6 <b><u>Definitions</u></b> (Cont'd)		
Transmission Path.....	2-77.1	
Trunk.....	2-77	
Trunk Group .....	2-78	
Trunk Side Connection .....	2-78	
Two-Wire to Four-Wire Conversion .....	2-78	
Unlisted Number.....	2-78	
Upstream.....	2-78	
V and H Coordinates Method .....	2-79	(T)
Voice-Data DSL Access Service .....	2-79	(N)
WATS Serving Office .....	2-79	(T)
Wireless Switching Center .....	2-79	(T)
Wire Center.....	2-79	

Transmittal No. 110

Issued: October 12, 2005

Effective: October 27, 2005

President  
7852 Walker Drive, Greenbelt, Maryland 20770

**ACCESS SERVICE****TABLE OF CONTENTS (Cont'd)**

	<b><u>Page No.</u></b>	
3. <u>FEDERAL UNIVERSAL SERVICE CHARGE, ISDN LINE PORTS, DS1 LINE PORT AND CONSUMER BROADBAND-ONLY LOOP CHARGE</u> .....	3-1	(T)
3.1 <u>General Description</u> .....	3-1	
3.2 <u>Limitations</u> .....	3-2	
3.2.1 Exclusions .....	3-2	
3.2.2 Access Groups .....	3-2	
3.2.3 WATS Access Lines .....	3-2	
3.3 <u>Undertaking of the Telephone Company</u> .....	3-3	
3.3.1 Provision of Service .....	3-3	
3.3.2 Interstate and Intrastate Use .....	3-3	
3.4 <u>Obligations of the Customer</u> .....	3-3	
3.4.1 Switched Access Service Requirement .....	3-3	
3.4.2 Supervision .....	3-3	
3.5 <u>Determination of Usage Subject to Carrier Common Line Access Charges</u> .....	3-4	
3.5.1 Determination of Jurisdiction .....	3-4	
3.5.2 Cases Involving Usage Recording By the Customer .....	3-4	
3.5.3 Local Exchange Access and the Enhanced Services Exemption .....	3-5	

Transmittal No. 204

**ACCESS SERVICE****TABLE OF CONTENTS (Cont'd)**

	<b><u>Page No.</u></b>	
3. <u>FEDERAL UNIVERSAL SERVICE CHARGE, ISDN LINE PORTS, DS1 LINE PORT AND CONSUMER BROADBAND-ONLY LOOP CHARGE (Cont'd)</u>		(T) (T)
3.6 <u>Resold Services</u> .....	3-5	
3.6.1 Scope.....	3-5	
3.6.2 Customer Obligations Concerning the Resale of MTS and MTS-type Services .....	3-6	
3.6.3 Resale Documentation Provided by the Customer .....	3-7	
3.6.4 Rate Regulations Concerning the Resale of MTS and MTS-type Services .....	3-8	
 3.8 <u>Rate Regulations</u> .....	3-20	
3.8.1 Billing of Charges.....	3-20	
3.8.2 Measuring and Recording of Call Detail.....	3-20	
3.8.3 Unmeasured Feature Group A and B Usage.....	3-21	
3.8.4 Percent Interstate Use (PIU) .....	3-21	
3.8.5 Determination of Premium and Non-Premium Charges.....	3-22	
 3.9 <u>Federal Universal Service Charge</u> .....	3-25	
3.9.1 Rate Application.....	3-25	
 3.10 <u>ISDN Line Ports</u> .....	3-26	(N)
3.10.1 Rate Application.....	3-26	(N)
 3.11 <u>DS1 Line Port</u> .....	3-26	(N)
3.11.1 Rate Application .....	3-26	(N)
 3.12 <u>Consumer Broadband-Only Loop Charge</u> .....	3-27	(N)
3.12.1 Rate Application.....	3-27	(N)

Transmittal No. 204

**ACCESS SERVICE****TABLE OF CONTENTS (Cont'd)**

	<b><u>Page No.</u></b>	
4. <u>END USER ACCESS SERVICE</u> .....	4-1	
4.1 <u>General Description</u> .....	4-1	
4.2 <u>Limitations</u> .....	4-1	
4.3 <u>Undertaking of the Telephone Company</u> .....	4-1	
4.4 <u>Obligations of Radio Common Carriers</u> .....	4-2	
4.5 <u>Payment Arrangements and Credit Allowances</u> .....	4-2	
4.5.1 Minimum Period .....	4-2	
4.5.2 Cancellation of Orders .....	4-2	
4.5.3 Changes to Orders .....	4-2	
4.5.4 Allowance for Interruptions .....	4-2	
4.5.5 Temporary Suspension of Service .....	4-2	
4.6 <u>Rate Regulations</u> .....	4-3	
4.6.1 Who Is Billed .....	4-3	
4.6.2 Multiparty Service .....	4-3	
4.6.3 Pay Telephone Service .....	4-3	
4.6.4 Business Services .....	4-3	
4.6.5 Radio Common Carriers .....	4-6	
4.6.6 Remote Call Forwarding .....	4-6	
4.6.7 Residence Services .....	4-7	
4.6.8 Integrated Services Digital Network (ISDN) Services .....	4-7	(C)
4.6.9 DS1 Channel Service .....	4-8	(N)

Transmittal No. 109

Issued: September 8, 2005

Effective: September 23, 2005

President  
7852 Walker Drive, Greenbelt, Maryland 20770

**ACCESS SERVICE****TABLE OF CONTENTS (Cont'd)**

	<b><u>Page No.</u></b>
5. <u>ACCESS ORDERING</u> .....	5-1
5.1 <u>General</u> .....	5-1
5.1.1 Service Installation .....	5-2
5.1.2 Expedited Orders .....	5-3
5.1.3 Selection of Facilities for Access Orders .....	5-4
5.2 <u>Ordering Requirements</u> .....	5-5
5.2.1 Switched Access Service .....	5-5
5.2.2 Special Access Service .....	5-11
5.2.3 WATS or WATS-type Service .....	5-13
5.2.4 Mixed Use Facilities - Switched and Special Access .....	5-13
5.2.5 Miscellaneous Services .....	5-14
5.2.6 Frame Relay Access Service .....	5-14.1
5.2.7 Internet Protocol Gateway Access Service (IPG) .....	5-14.1
5.2.8 Ethernet Transport Service (ETS) .....	5-14.2
5.3 <u>Access Orders for Services Provided by More Than One Telephone Company</u> .....	5-15
5.3.1 Non Meet Point Billing Ordering .....	5-15
5.3.2 Meet Point Billing Ordering .....	5-16
5.4 <u>Charges Associated with Access Ordering</u> .....	5-18
5.4.1 Access Order Charge .....	5-18
5.4.2 Miscellaneous Service Order Charge .....	5-19
5.4.3 Access Order Change Charges .....	5-20
5.5 <u>Minimum Periods and Cancellations</u> .....	5-23
5.5.1 Minimum Periods .....	5-23
5.5.2 Development of Minimum Period Charges .....	5-23
5.5.3 Cancellation of an Access Order .....	5-24
5.5.4 Partial Cancellation Charge .....	5-26

(N)

**ACCESS SERVICE****TABLE OF CONTENTS (Cont'd)**

	<b><u>Page No.</u></b>	
6	<b><u>SWITCHED ACCESS SERVICE</u></b> .....	6-1
6.1	<b><u>General</u></b> .....	6-1
6.1.1	Description and Provision of Switched Access Service Arrangements .....	6-2
6.1.2	Ordering Options and Conditions.....	6-5
6.1.3	Rate Categories.....	6-5
6.1.4	Special Facilities Routing.....	6-21.1
6.1.5	Design Layout Report.....	6-21.1
		(M)
		(M)
6.2	<b><u>Undertaking of the Telephone Company</u></b> .....	6-22
6.2.1	Network Management.....	6-22
6.2.2	Transmission Specifications .....	6-23
6.2.3	Provision of Service Performance Data.....	6-24
6.2.4	Testing .....	6-24
6.2.5	Determination of Number of Transmission Paths .....	6-26
6.2.6	Trunk Group Measurement Reports .....	6-27
6.3	<b><u>Obligations of the Customer</u></b> .....	6-28
6.3.1	Report Requirements .....	6-28
6.3.2	Trunk Group Measurement Reports .....	6-29
6.3.3	Supervisory Signaling.....	6-29
6.3.4	Short Duration Mass Calling Requirements .....	6-29



**ACCESS SERVICE****TABLE OF CONTENTS (Cont'd)****Page No.**

6.	<u>SWITCHED ACCESS SERVICE</u> (Cont'd)	
6.4	<u>Rate Regulations</u> .....	6-30
6.4.1	Description and Application of Rates and Charges.....	6-30
6.4.2	Minimum Monthly Charge .....	6-45
6.4.3	Change of Switched Access Service Arrangements .....	6-46
6.4.4	Moves .....	6-47
6.4.5	Local Information Delivery Services.....	6-47
6.4.6	Mileage Measurement .....	6-48
6.4.7	Mixed Use.....	6-53
6.4.8	Message Unit Credit for Feature Group A .....	6-53
6.4.9	Application of Rates for Feature Group A Extension Service .....	6-54
6.5	<u>Description and Provision of Feature Group A (FGA)</u> .....	6-55
6.5.1	Description.....	6-55
6.5.2	Optional Features.....	6-59
6.5.3	Optional Features Provided in Local Tariffs .....	6-61
6.5.4	Measuring Access Minutes.....	6-61
6.5.5	Testing Capabilities .....	6-65
6.6	<u>Description and Provision of Feature Group B (FGB)</u> .....	6-66
6.6.1	Description.....	6-66
6.6.2	Optional Features.....	6-70
6.6.3	Design and Traffic Routing .....	6-72
6.6.4	Measuring Access Minutes.....	6-72
6.6.5	Testing Capabilities .....	6-77

**ACCESS SERVICE****TABLE OF CONTENTS (Cont'd)****Page No.**

6.	<u>SWITCHED ACCESS SERVICE</u> (Cont'd)	
6.7	<u>Description and Provision of Feature Group C (FGC)</u> .....	6-78
6.7.1	Description.....	6-78
6.7.2	Optional Features.....	6-83
6.7.3	Design and Traffic Routing .....	6-86
6.7.4	Measuring Access Minutes.....	6-87
6.7.5	Design Blocking Probability.....	6-91
6.7.6	Testing Capabilities .....	6-93
6.8	<u>Description and Provision of Feature Group D (FGD)</u> .....	6-94
6.8.1	Description.....	6-94
6.8.2	Optional Features.....	6-99
6.8.3	Design and Traffic Routing .....	6-101
6.8.4	Measuring Access Minutes.....	6-101
6.8.5	Design Blocking Probability.....	6-104
6.8.6	Network Blocking Charge .....	6-106
6.8.7	Testing Capabilities .....	6-107
6.9	<u>Chargeable and Nonchargeable Optional Features</u> .....	6-108
6.9.1	Common Switching Nonchargeable Optional Features .....	6-109
6.9.2	Transport Termination Nonchargeable Optional Features .....	6-124
6.9.3	Chargeable Optional Features .....	6-126
6.10	<u>Database Services</u> .....	6-131

(D)

**ACCESS SERVICE****TABLE OF CONTENTS (Cont'd)**

	<b><u>Page No.</u></b>	
7. <u>SPECIAL ACCESS SERVICE</u> .....	7-1	
7.1 <u>General</u> .....	7-1	
7.1.1 Channel Types .....	7-1	
7.1.2 Service Descriptions .....	7-4	
7.1.3 Service Configurations .....	7-6.1	(T)
7.1.4 Alternate Use .....	7-11	
7.1.5 Special Facilities Routing.....	7-11	
7.1.6 Design Layout Report.....	7-11	
7.1.7 Acceptance Testing.....	7-12	
7.1.8 Ordering Options and Conditions.....	7-12	
7.2 <u>Rate Regulations</u> .....	7-13	
7.2.1 Rate Categories .....	7-13	
7.2.2 Types of Rates and Charges .....	7-16	
7.2.3 Moves .....	7-20	
7.2.4 Minimum Periods .....	7-21	
7.2.5 Mileage Measurement .....	7-22	
7.2.6 Facility Hubs.....	7-23	
7.2.7 Mixed Use.....	7-26	(T)
7.2.8 High Capacity Optional Rate Plans .....	7-27.2	(T)
7.2.9 Other Optional Rate Plans .....	7-34.1	
7.3 <u>Surcharge For Special Access Service</u> .....	7-35	
7.3.1 General.....	7-35	
7.3.2 Application .....	7-35	
7.3.3 Exemption of Special Access Service .....	7-36	
7.3.4 Rate Regulations.....	7-37	

Transmittal No. 129

Issued: June 15, 2007

Effective: June 30, 2007

President  
7852 Walker Drive, Greenbelt, Maryland 20770

**ACCESS SERVICE****TABLE OF CONTENTS (Cont'd)****Page No.**

7.	<b><u>SPECIAL ACCESS SERVICE</u></b> (Cont'd)	
7.4	<b><u>Metallic Service</u></b>	
7.4.1	Basic Channel Description .....	7-39
7.4.2	Technical Specifications Packages and Network Channel Interface.....	7-39
7.4.3	Optional Features and Functions .....	7-39
7.5	<b><u>Telegraph Grade Service</u></b> .....	7-40
7.5.1	Basic Channel Description .....	7-40
7.5.2	Technical Specifications Packages and Network Channel Interfaces .....	7-40
7.5.3	Optional Features and Functions .....	7-40
7.6	<b><u>Voice Grade Service</u></b> .....	7-41
7.6.1	Basic Channel Description .....	7-41
7.6.2	Technical Specifications Packages and Network Channel Interfaces .....	7-41
7.6.3	Optional Features and Functions .....	7-41
7.7	<b><u>Program Audio Service</u></b> .....	7-49
7.7.1	Basic Channel Description .....	7-49
7.7.2	Technical Specifications Packages and Network Channel Interfaces .....	7-49
7.7.3	Optional Features and Functions .....	7-49
7.8	<b><u>Video Service</u></b> .....	7-51
7.8.1	Basic Channel Description .....	7-51
7.8.2	Technical Specifications Packages and Network Channel Interfaces .....	7-51

**ACCESS SERVICE****TABLE OF CONTENTS** (Cont'd)

	<b><u>Page No.</u></b>	
7.		<b><u>SPECIAL ACCESS SERVICE</u></b> (Cont'd)
7.9		<b><u>Digital Data Service</u></b> ..... 7-52
7.9.1		Basic Channel Description ..... 7-52
7.9.2		Technical Specifications Packages and Network Channel Interfaces ..... 7-52
7.9.3		Optional Features and Functions ..... 7-53
7.10		<b><u>High Capacity Service</u></b> ..... 7-54
7.10.1		Basic Channel Description ..... 7-54
7.10.2		Technical Specifications Packages and Network Channel Interfaces ..... 7-55
7.10.3		Optional Features and Functions ..... 7-56
7.11		<b><u>Synchronous Optical Channel Service</u></b> ..... 7-59
7.11.1		Basic Channel Description ..... 7-59
7.11.2		Network Channel Interfaces ..... 7-60
7.11.3		SOCS Rate Regulations I..... 7-60 (T)
7.12		<b><u>Digital Access Cross Connect Service</u></b> ..... 7-62
7.12.1		Service Description..... 7-62
7.12.2		Service Configuration..... 7-62
7.13		<b><u>Individual Case Filings</u></b> ..... 7-63

**ACCESS SERVICE****TABLE OF CONTENTS (Cont'd)**

	<b><u>Page No.</u></b>	
8.	<u>DIGITAL SUBSCRIBER LINE ACCESS SERVICES</u> .....	8-1
8.1	<u>Asymmetric Digital Subscriber Line Access Service</u> .....	8-1
8.1.1	General.....	8-2
8.1.2	Limitations.....	8-8
8.1.3	Undertaking of the Telephone Company.....	8-9
8.1.4	Obligations of the Customer.....	8-10
8.1.5	Rate Regulations.....	8-11
8.1.6	Exceptions .....	8-20
8.2	<u>Reserved for Future Use</u> .....	8-21
8.3	<u>DSL Access Services Wholesale Rate Plan</u> .....	8-22
8.3.1	General.....	8-23
8.3.2	DSL WRP Term Plan .....	8-25
8.4	<u>DSL Access Services Wholesale Pricing Plan</u> .....	8-32
8.4.1	General.....	8-33
8.4.2	DSL WPP Term Plan.....	8-36
9.	<u>RESERVED FOR FUTURE USE</u> .....	9-1

(N)  
|  
(N)

Transmittal No. 143

**ACCESS SERVICE****TABLE OF CONTENTS (Cont'd)**

	<b><u>Page No.</u></b>
10. <u>SPECIAL FEDERAL GOVERNMENT ACCESS SERVICES</u> .....	10-1
10.1 <u>General</u> .....	10-1
10.2 <u>Emergency Conditions</u> .....	10-2
10.3 <u>Facility Availability</u> .....	10-2
10.4 <u>Federal Government Regulations</u> .....	10-2
10.5 <u>Service Offerings to the Federal Government</u> .....	10-3
10.5.1 Type and Description.....	10-3
10.5.2 Mileage Application .....	10-6
10.6 <u>Rates and Charges</u> .....	10-7
10.6.1 General.....	10-7
10.6.2 Voice Grade Special Access .....	10-7
10.6.3 Move Charges .....	10-7
11. <u>SPECIAL FACILITIES ROUTING OF ACCESS SERVICES</u> .....	11-1
11.1 <u>Description</u> .....	11-1
11.1.1 Diversity .....	11-1
11.1.2 Avoidance .....	11-1
11.1.3 Diversity and Avoidance Combined.....	11-1
11.1.4 Cable-Only Facilities .....	11-1
12. <u>SPECIAL CONSTRUCTION</u> .....	12-1

**ACCESS SERVICE****TABLE OF CONTENTS (Cont'd)**

	<b><u>Page No.</u></b>	
13. <u>ADDITIONAL ENGINEERING, ADDITIONAL LABOR AND MISCELLANEOUS SERVICES</u> .....	13-1	
13.1 <u>Additional Engineering</u> .....	13-1	
13.2 <u>Additional Labor</u> .....	13-2	
13.2.1 Overtime Installation .....	13-2	
13.2.2 Overtime Repair.....	13-2	
13.2.3 Stand by .....	13-2	
13.2.4 Testing and Maintenance with Other Telephone Companies.....	13-2	
13.2.5 Other Labor.....	13-2	
13.3 <u>Miscellaneous Services</u> .....	13-3	
13.3.1 Testing Services.....	13-3	
13.3.2 Maintenance of Service .....	13-10	
13.3.3 Telecommunications Service Priority .....	13-10	
13.3.4 Miscellaneous Equipment.....	13-11	
13.4 <u>Presubscription</u> .....	13-13	
13.5		(D)
13.6 <u>Unauthorized Primary Interexchange Carrier (PIC) Change</u> .....	13-18	(C)
13.7		(D)
13.8 <u>Blocking Service</u> .....	13-19	
13.8.1 International Blocking Service .....	13-19	
13.8.2 900 Blocking Service.....	13-20.1	
13.9 <u>Billing Name and Address Service</u> .....	13-21	
13.9.1 General Description .....	13-21	
13.9.2 Undertaking of the Telephone Company .....	13-21.1	
13.9.3 Obligations of the Customer .....	13-22	
13.9.4 Rate Regulations .....	13-22	
13.10 <u>Originating Line Screening (OLS) Service</u> .....	13-23	
13.11 <u>Nonchargeable Confirmation Services</u> .....	13-23	
13.11.1 Billed Number Screening (BNS) .....	13-23	
13.11.2 Originating Line Screening (OLS).....	13-23	
13.12 <u>Coin Supervision Additive Service</u> .....	13-23	



**ACCESS SERVICE****TABLE OF CONTENTS (Cont'd)**

	<b><u>Page No.</u></b>	
13.13	<u>Central Office Blocking Service</u> .....	13-24
13.14	<u>Flexible Automatic Number Identification Service</u> .....	13-25
13.15	<u>Local Number Portability</u> .....	13-26
	13.15.1 LNP End User Service.....	13-26
	13.15.2 LNP Query Service.....	13-28
13.16	<u>Access Recovery Charge (ARC)</u> .....	13-31
14.	<u>RESERVED FOR FUTURE USE</u> .....	14-1
15.	<u>ACCESS SERVICE INTERFACES AND TRANSMISSION SPECIFICATIONS</u> .....	15-1
15.1	<u>Switched Access Service</u> .....	15-1
	15.1.1 Local Transport Interface Groups.....	15-1
	15.1.2 Standard Transmission Specifications.....	15-11
	15.1.3 Data Transmission Parameters .....	15-20
15.2	<u>Special Access Service</u> .....	15-24
	15.2.1 Network Channel (NC) Codes.....	15-27
	15.2.2 Network Channel Interface (NCI) Codes .....	15-36
16.	<u>PUBLIC PACKET DATA NETWORK</u> .....	16-1
16.1	<u>Frame Relay Service</u> .....	16-1
	16.1.1 General.....	16-1.2
	16.1.2 Rate Regulations.....	16-5
	16.1.3 Optional Rate Plans .....	16-11.1
16.2	<u>Asymmetrical Digital Subscriber Line (ADSL) Service</u> .....	16-12
	16.2.1 General Description .....	16-12
	16.2.2 Rate Regulations.....	16-15
	16.2.3 ADSL Service Discount Pricing Arrangement.....	16-20.1
16.3	<u>Symmetrical Digital Subscriber Line (SDSL) Service</u> .....	16-21
	16.3.1 General.....	16-21
	16.3.2 Limitations.....	16-23
	16.3.3 Undertaking of the Telephone Company.....	16-24
	16.3.4 Obligations of the Customer.....	16-24
	16.3.5 Rate Regulations.....	16-25

(N)

**ACCESS SERVICE****TABLE OF CONTENTS (Cont'd)**

	<b><u>Page No.</u></b>	
16. <u>PUBLIC PACKET DATA NETWORK</u> (Cont'd).....	16-1	
16.4 <u>Ethernet Transport Service (ETS)</u> .....	16-27	
16.4.1 General.....	16-27.1	
16.4.2 Service Description.....	16-27.1	
16.4.3 Obligations of the Customer .....	16-28	
16.4.4 Rate Regulations.....	16-29	
16.4.5 ETS Term Discount Plan.....	16-40.13	(N)
16.4.6 ETS Port Term Discount Plan .....	16-40.32	(N)
16.5 <u>Metro Ethernet Service (Metro Ethernet)</u> .....	16-41	
16.5.1 General Description .....	16-41	
16.5.2 Typical Arrangements .....	16-42	
16.5.3 Rate Regulations .....	16-45	
16.6 <u>High Speed Internet (HSI) Access Service</u> .....	16-51	
16.6.1 General Description .....	16-51	
16.6.2 Rate Regulations .....	16-55	
16.7 <u>Asynchronous Transfer Mode Cell Relay Access Service (ATM-CRS)</u> .....	16-61	
16.7.1 General.....	16-61.1	
16.7.2 Service Description.....	16-61.1	
16.7.3 Obligations of the Customer .....	16-62	
16.7.4 Rate Regulations .....	16-62	
16.8 <u>Stand-Alone Broadband Network Transport (SABNT)</u> .....	16-79	
16.8.1 General.....	16-79	
16.8.2 Regulations .....	16-79.2	
16.9 <u>Internet Protocol Gateway Access Service</u> .....	16-93	
16.9.1 General.....	16-93	
16.9.2 Service Description.....	16-93	
16.9.3 Obligations of the Customer .....	16-95	
16.9.4 Rate Regulations .....	16-96	

Transmittal No. 215

**ACCESS SERVICE**

**TABLE OF CONTENTS (Cont'd)**

	<b><u>Page No.</u></b>
17. <u>RATES AND CHARGES</u> - General.....	17-1

(D)

(D)

Transmittal No. 120

**ACCESS SERVICE**

**TABLE OF CONTENTS (Cont'd)**

	<b><u>Page No.</u></b>
17. <b><u>RATES AND CHARGES</u></b> - General.....	17-38

(D)  
|  
(D)

Transmittal No. 130

Issued: June 15, 2007

Effective: June 30, 2007

President  
7852 Walker Drive, Greenbelt, Maryland 20770

**ACCESS SERVICE****TABLE OF CONTENTS (Cont'd)**

	<b><u>Page No.</u></b>
17. <b><u>RATES AND CHARGES</u></b> - General.....	17-77
17.1 <b><u>Common Line Access Service</u></b> - Atlantic Telephone Membership Corporation ..	17-77
17.1.1 Carrier Common Line Access Service .....	17-77
17.1.2 End User Access Service .....	17-77
17.1.3 Lifeline Assistance and Universal Service Fund Charges .....	17-77
17.2 <b><u>Switched Access Service</u></b> - Atlantic Telephone Membership Corporation .....	17-78
17.2.1 Nonrecurring Charges.....	17-78
17.2.2 Local Transport.....	17-79
17.2.3 End Office.....	17-81
17.2.4 Reserved for Future Use .....	17-83
17.2.5 Assumed Minutes of Use.....	17-84
17.3 <b><u>Special Access Service</u></b> - Atlantic Telephone Membership Corporation .....	17-85
17.3.1 Surcharge for Special Access Service .....	17-85
17.3.2 Metallic Service .....	17-86
17.3.3 Telegraph Grade Service .....	17-87
17.3.4 Voice Grade Service.....	17-88
17.3.5 Program Audio Service.....	17-92
17.3.6 Video Service .....	17-94
17.3.7 Digital Data Service.....	17-95
17.3.8 High Capacity Service .....	17-97
17.3.9 Individual Case Filings .....	17-100
17.4 <b><u>Other Services</u></b> - Atlantic Telephone Membership Corporation .....	17-101
17.4.1 Access Ordering.....	17-101
17.4.2 Additional Engineering.....	17-102
17.4.3 Additional Labor.....	17-103
17.4.4 Miscellaneous Services.....	17-105
17.4.5 Special Federal Government Access Services.....	17-110
17.4.6 Special Facilities Routing of Access Services.....	17-111
17.4.7 Specialized Service or Arrangements .....	17-112
17.4.8 Public Packet Data Network.....	17-112.1

(N)

(D)

**ACCESS SERVICE**

**TABLE OF CONTENTS (Cont'd)**

**Page No.**

(D)

(D)

**ACCESS SERVICE****TABLE OF CONTENTS (Cont'd)**

	<b><u>Page No.</u></b>
17. <b><u>RATES AND CHARGES</u></b> - General.....	17-147
17.1 <b><u>Common Line Access Service</u></b> - Farmers Telephone Cooperative, Inc. ....	17-147
17.1.1 Carrier Common Line Access Service .....	17-147
17.1.2 End User Access Service .....	17-147
17.1.3 Lifeline Assistance and Universal Service Fund Charges .....	17-147
17.2 <b><u>Switched Access Service</u></b> - Farmers Telephone Cooperative, Inc. ....	17-148
17.2.1 Nonrecurring Charges.....	17-148
17.2.2 Local Transport.....	17-149
17.2.3 End Office.....	17-151
17.2.4 Reserved for Future Use .....	17-152
17.2.5 Assumed Minutes of Use.....	17-153
17.3 <b><u>Special Access Service</u></b> - Farmers Telephone Cooperative, Inc. ....	17-154
17.3.1 Surcharge for Special Access Service .....	17-154
17.3.2 Metallic Service .....	17-155
17.3.3 Telegraph Grade Service .....	17-156
17.3.4 Voice Grade Service.....	17-157
17.3.5 Program Audio Service.....	17-161
17.3.6 Video Service .....	17-163
17.3.7 Digital Data Service.....	17-164
17.3.8 High Capacity Service .....	17-166
17.3.9 Individual Case Filings .....	17-169
17.3.10 Synchronous Optical Channel Service .....	17-169.1
17.4 <b><u>Other Services</u></b> - Farmers Telephone Cooperative, Inc.....	17-170
17.4.1 Access Ordering.....	17-170
17.4.2 Additional Engineering.....	17-171
17.4.3 Additional Labor.....	17-172
17.4.4 Miscellaneous Services.....	17-173
17.4.5 Special Federal Government Access Services.....	17-179
17.4.6 Special Facilities Routing of Access Services.....	17-180
17.4.7 Specialized Service or Arrangements .....	17-181
17.4.8 Public Packet Data Network .....	17-181.1

(N)

Transmittal No. 145

**ACCESS SERVICE****TABLE OF CONTENTS (Cont'd)**

	<b><u>Page No.</u></b>	
17.	<b><u>RATES AND CHARGES</u></b> - General.....	17-182
17.1	<b><u>Common Line Access Service</u></b> - Hargray Telephone Company, Inc. ....	17-182
17.1.1	Carrier Common Line Access Service .....	17-182
17.1.2	End User Access Service .....	17-182
17.1.3	Lifeline Assistance and Universal Service Fund Charges.....	17-182
17.2	<b><u>Switched Access Service</u></b> - Hargray Telephone Company, Inc. ....	17-183
17.2.1	Nonrecurring Charges.....	17-183
17.2.2	Local Transport.....	17-184
17.2.3	End Office.....	17-186
17.2.4	Reserved for Future Use .....	17-187
17.2.5	Assumed Minutes of Use.....	17-188
17.3	<b><u>Special Access Service</u></b> - Hargray Telephone Company, Inc. ....	17-189
17.3.1	Surcharge for Special Access Service .....	17-189
17.3.2	Metallic Service .....	17-190
17.3.3	Telegraph Grade Service .....	17-191
17.3.4	Voice Grade Service.....	17-192
17.3.5	Program Audio Service.....	17-196
17.3.6	Video Service .....	17-198
17.3.7	Digital Data Service.....	17-199
17.3.8	High Capacity Service .....	17-201
17.3.9	Individual Case Filings .....	17-204
17.3.10	Synchronous Optical Channel Service .....	17-204
17.3.11	Special Access Service Term and Monthly Minimum Payment Discount (MMPD) Plan.....	17-204.1
		(N)
17.4	<b><u>Other Services</u></b> - Hargray Telephone Company, Inc. ....	17-205
17.4.1	Access Ordering.....	17-205
17.4.2	Additional Engineering.....	17-206
17.4.3	Additional Labor.....	17-207
17.4.4	Miscellaneous Services.....	17-209
17.4.5	Special Federal Government Access Services.....	17-214
17.4.6	Special Facilities Routing of Access Services.....	17-215
17.4.7	Specialized Service or Arrangements .....	17-216
17.4.8	Public Packet Data Network.....	17-216.1

Transmittal No. 151

Issued: May 5, 2010

Effective: May 20, 2010

President  
7852 Walker Drive, Greenbelt, Maryland 20770



**ACCESS SERVICE****TABLE OF CONTENTS (Cont'd)**

	<b><u>Page No.</u></b>	
17.	<b><u>RATES AND CHARGES</u></b> - General.....	17-217
17.1	<b><u>Common Line Access Service</u></b> -Horry Telephone Cooperative, Inc.....	17-217
17.1.1	Carrier Common Line Access Service .....	17-217
17.1.2	End User Access Service .....	17-217
17.1.3	Lifeline Assistance and Universal Service Fund Charges.....	17-217
17.2	<b><u>Switched Access Service</u></b> - Horry Telephone Cooperative, Inc.....	17-218
17.2.1	Nonrecurring Charges.....	17-218
17.2.2	Local Transport.....	17-219
17.2.3	End Office.....	17-221
17.2.4	Reserved for Future Use .....	17-222
17.2.5	Assumed Minutes of Use.....	17-223
17.3	<b><u>Special Access Service</u></b> - Horry Telephone Cooperative, Inc. ....	17-224
17.3.1	Surcharge for Special Access Service .....	17-224
17.3.2	Metallic Service .....	17-225
17.3.3	Telegraph Grade Service .....	17-226
17.3.4	Voice Grade Service.....	17-227
17.3.5	Program Audio Service.....	17-231
17.3.6	Video Service .....	17-233
17.3.7	Digital Data Service.....	17-234
17.3.8	High Capacity Service .....	17-236
17.3.9	Individual Case Filings .....	17-239
17.3.10	Synchronous Optical Channel Service .....	17-239.1
		(N)
17.4	<b><u>Other Services</u></b> - Horry Telephone Cooperative, Inc. ....	17-240
17.4.1	Access Ordering.....	17-240
17.4.2	Additional Engineering.....	17-241
17.4.3	Additional Labor.....	17-242
17.4.4	Miscellaneous Services.....	17-244
17.4.5	Special Federal Government Access Services.....	17-249
17.4.6	Special Facilities Routing of Access Services.....	17-250
17.4.7	Specialized Service or Arrangements .....	17-251
17.4.8	Public Packet Data Network .....	17-251.1

Transmittal No. 143

**ACCESS SERVICE****TABLE OF CONTENTS (Cont'd)**

	<b><u>Page No.</u></b>	
17. <b><u>RATES AND CHARGES</u></b> - General.....	17-252	
17.1 <b><u>Common Line Access Service</u></b> -Millington Telephone Company, Inc. d/b/a Ritter Communications .....	17-252	(T)
17.1.1 Carrier Common Line Access Service .....	17-252	
17.1.2 End User Access Service .....	17-252	
17.1.3 Lifeline Assistance and Universal Service Fund Charges .....	17-252	
17.2 <b><u>Switched Access Service</u></b> - Millington Telephone Company, Inc. d/b/a Ritter Communications .....	17-253	(T)
17.2.1 Nonrecurring Charges.....	17-253	
17.2.2 Local Transport.....	17-254	
17.2.3 End Office.....	17-255	
17.2.4 Reserved for Future Use .....	17-257	
17.2.5 Assumed Minutes of Use.....	17-258	
17.3 <b><u>Special Access Service</u></b> - Millington Telephone Company, Inc. d/b/a Ritter Communications .....	17-259	(T)
17.3.1 Surcharge for Special Access Service .....	17-259	
17.3.2 Metallic Service .....	17-260	
17.3.3 Telegraph Grade Service .....	17-261	
17.3.4 Voice Grade Service .....	17-262	
17.3.5 Program Audio Service.....	17-266	
17.3.6 Video Service .....	17-268	
17.3.7 Digital Data Service.....	17-269	
17.3.8 High Capacity Service .....	17-271	
17.3.9 Individual Case Filings .....	17-274	
17.3.10 Synchronous Optical Channel Service .....	17-274	
17.4 <b><u>Other Services</u></b> - Millington Telephone Company, Inc. d/b/a Ritter Communications .....	17-275	(T)
17.4.1 Access Ordering.....	17-275	
17.4.2 Additional Engineering.....	17-276	
17.4.3 Additional Labor.....	17-277	
17.4.4 Miscellaneous Services.....	17-279	
17.4.5 Special Federal Government Access Services.....	17-284	
17.4.6 Special Facilities Routing of Access Services.....	17-285	
17.4.7 Specialized Service or Arrangements .....	17-286	
17.4.8 Public Packet Data Network .....	17-286.1	

Transmittal No. 176

**ACCESS SERVICE****TABLE OF CONTENTS (Cont'd)**

	<b><u>Page No.</u></b>	
17.	<b><u>RATES AND CHARGES</u></b> - General.....	17-287
17.1	<b><u>Common Line Access Service</u></b> - Mt. Horeb Telephone Company.....	17-287
17.1.2	End User Access Service .....	17-287 (D)
17.1.3	Federal Universal Service Charges.....	17-287
17.1.4	Consumer Broadband-Only Loop (CBOL) Charge .....	17-287 (N)
17.2	<b><u>Switched Access Service</u></b> - Mt. Horeb Telephone Company.....	17-288
17.2.1	Nonrecurring Charges.....	17-288
17.2.2	Local Transport.....	17-289
17.2.3	End Office.....	17-291
17.2.4	Reserved for Future Use .....	17-291
17.2.5	Assumed Minutes of Use.....	17-293
17.3	<b><u>Special Access Service</u></b> - Mt. Horeb Telephone Company.....	17-294
17.3.1	Surcharge for Special Access Service .....	17-294
17.3.2	Metallic Service .....	17-295
17.3.3	Telegraph Grade Service .....	17-296
17.3.4	Voice Grade Service.....	17-297
17.3.5	Program Audio Service.....	17-301
17.3.6	Video Service .....	17-303
17.3.7	Digital Data Service.....	17-304
17.3.8	High Capacity Service .....	17-306
17.3.9	Individual Case Filings .....	17-309
17.4	<b><u>Other Services</u></b> - Mt. Horeb Telephone Company .....	17-310
17.4.1	Access Ordering.....	17-310
17.4.2	Additional Engineering.....	17-311
17.4.3	Additional Labor.....	17-312
17.4.4	Miscellaneous Services.....	17-314
17.4.5	Special Federal Government Access Services.....	17-318
17.4.6	Special Facilities Routing of Access Services.....	17-320
17.4.7	Specialized Service or Arrangements .....	17-321
17.4.8	Public Packet Data Network.....	17-321.1

Transmittal No. 204

**ACCESS SERVICE**

**TABLE OF CONTENTS (Cont'd)**

**Page No.**

(D)

(D)

Transmittal No. 152

Issued: June 16, 2010

Effective: July 1, 2010

President  
7852 Walker Drive, Greenbelt, Maryland 20770

**ACCESS SERVICE**

**TABLE OF CONTENTS (Cont'd)**

**Page No.**

(D)

(D)

**ACCESS SERVICE****TABLE OF CONTENTS (Cont'd)**

	<b><u>Page No.</u></b>	
17. <u>RATES AND CHARGES</u> - General.....	17-394	
17.1 <u>Common Line Access Service</u> - Comporium, Inc. ....	17-394	(T)
17.1.1 Carrier Common Line Access Service .....	17-394	
17.1.2 End User Access Service .....	17-394	
17.1.3 Lifeline Assistance and Universal Service Fund Charges .....	17-394	
17.2 <u>Switched Access Service</u> - Comporium, Inc.....	17-395	(T)
17.2.1 Nonrecurring Charges.....	17-395	
17.2.2 Local Transport.....	17-396	
17.2.3 End Office.....	17-397	
17.2.4 Reserved for Future Use .....	17-398	
17.2.5 Assumed Minutes of Use.....	17-399	
17.3 <u>Special Access Service</u> - Comporium, Inc.....	17-400	(T)
17.3.1 Surcharge for Special Access Service .....	17-400	
17.3.2 Metallic Service .....	17-401	
17.3.3 Telegraph Grade Service .....	17-402	
17.3.4 Voice Grade Service.....	17-403	
17.3.5 Program Audio Service.....	17-407	
17.3.6 Video Service .....	17-409	
17.3.7 Digital Data Service.....	17-410	
17.3.8 High Capacity Service .....	17-412	
17.3.9 Individual Case Filings .....	17-415	
17.3.10 Synchronous Optical Channel Service .....	17-415.1	
17.4 <u>Other Services</u> - Comporium, Inc. ....	17-416	(T)
17.4.1 Access Ordering.....	17-416	
17.4.2 Additional Engineering.....	17-417	
17.4.3 Additional Labor.....	17-418	
17.4.4 Miscellaneous Services.....	17-420	
17.4.5 Special Federal Government Access Services.....	17-425	
17.4.6 Special Facilities Routing of Access Services.....	17-426	
17.4.7 Specialized Service or Arrangements .....	17-427	
17.4.8 Public Packet Data Network .....	17-427.1	

Transmittal No. 177

Issued: December 17, 2013

Effective: January 1, 2014

President  
7852 Walker Drive, Greenbelt, Maryland 20770

**ACCESS SERVICE****TABLE OF CONTENTS (Cont'd)**

	<b><u>Page No.</u></b>
17. <b><u>RATES AND CHARGES</u></b> - General.....	17-428
17.1 <b><u>Common Line Access Service</u></b> - Lancaster Telephone Company.....	17-428
17.1.1 Carrier Common Line Access Service .....	17-428
17.1.2 End User Access Service .....	17-428
17.1.3 Lifeline Assistance and Universal Service Fund Charges.....	17-428
17.2 <b><u>Switched Access Service</u></b> - Lancaster Telephone Company .....	17-429
17.2.1 Nonrecurring Charges.....	17-429
17.2.2 Local Transport.....	17-430
17.2.3 End Office.....	17-431
17.2.4 Reserved for Future Use .....	17-432
17.2.5 Assumed Minutes of Use.....	17-433
17.3 <b><u>Special Access Service</u></b> - Lancaster Telephone Company .....	17-434
17.3.1 Surcharge for Special Access Service .....	17-434
17.3.2 Metallic Service .....	17-435
17.3.3 Telegraph Grade Service .....	17-436
17.3.4 Voice Grade Service.....	17-437
17.3.5 Program Audio Service.....	17-441
17.3.6 Video Service .....	17-443
17.3.7 Digital Data Service.....	17-444
17.3.8 High Capacity Service .....	17-446
17.3.9 Individual Case Filings .....	17-449
17.4 <b><u>Other Services</u></b> - Lancaster Telephone Company .....	17-450
17.4.1 Access Ordering.....	17-450
17.4.2 Additional Engineering.....	17-451
17.4.3 Additional Labor.....	17-452
17.4.4 Miscellaneous Services.....	17-454
17.4.5 Special Federal Government Access Services.....	17-459
17.4.6 Special Facilities Routing of Access Services.....	17-460
17.4.7 Specialized Service or Arrangements .....	17-461
17.4.8 Public Packet Data Network.....	17-461.1

(N)

**ACCESS SERVICE****TABLE OF CONTENTS (Cont'd)**

	<b><u>Page No.</u></b>
17. <u>RATES AND CHARGES</u> - General.....	17-462
17.1 <u>Common Line Access Service</u> - Fort Mill Telephone Company.....	17-462
17.1.1 Carrier Common Line Access Service .....	17-462
17.1.2 End User Access Service .....	17-462
17.1.3 Lifeline Assistance and Universal Service Fund Charges.....	17-462
17.2 <u>Switched Access Service</u> - Fort Mill Telephone Company.....	17-463
17.2.1 Nonrecurring Charges.....	17-463
17.2.2 Local Transport.....	17-464
17.2.3 End Office.....	17-465
17.2.4 Reserved for Future Use .....	17-466
17.2.5 Assumed Minutes of Use.....	17-467
17.3 <u>Special Access Service</u> - Fort Mill Telephone Company .....	17-468
17.3.1 Surcharge for Special Access Service .....	17-468
17.3.2 Metallic Service .....	17-469
17.3.3 Telegraph Grade Service .....	17-470
17.3.4 Voice Grade Service.....	17-471
17.3.5 Program Audio Service.....	17-475
17.3.6 Video Service .....	17-477
17.3.7 Digital Data Service.....	17-478
17.3.8 High Capacity Service .....	17-480
17.3.9 Individual Case Filings .....	17-483
17.4 <u>Other Services</u> - Fort Mill Telephone Company .....	17-484
17.4.1 Access Ordering.....	17-484
17.4.2 Additional Engineering.....	17-485
17.4.3 Additional Labor.....	17-486
17.4.4 Miscellaneous Services.....	17-488
17.4.5 Special Federal Government Access Services.....	17-493
17.4.6 Special Facilities Routing of Access Services.....	17-494
17.4.7 Specialized Service or Arrangements .....	17-495
17.4.8 Public Packet Data Network.....	17-495.1

(N)



**ACCESS SERVICE****TABLE OF CONTENTS (Cont'd)**

	<b><u>Page No.</u></b>	
17. <u>RATES AND CHARGES</u> - General.....	17-496	
17.1 <u>Common Line Access Service</u> - Home Telephone ILEC, LLC d/b/a Home Telecom .....	17-496	(T)
17.1.1 Carrier Common Line Access Service .....	17-496	
17.1.2 End User Access Service .....	17-496	
17.1.3 Lifeline Assistance and Universal Service Fund Charges .....	17-496	
17.2 <u>Switched Access Service</u> - Home Telephone ILEC, LLC d/b/a Home Telecom .....	17-497	(T)
17.2.1 Nonrecurring Charges.....	17-497	
17.2.2 Local Transport.....	17-498	
17.2.3 End Office.....	17-499	
17.2.4 Reserved for Future Use .....	17-500	
17.2.5 Assumed Minutes of Use.....	17-501	
17.3 <u>Special Access Service</u> - Home Telephone ILEC, LLC d/b/a Home Telecom .....	17-502	(T)
17.3.1 Surcharge for Special Access Service .....	17-502	
17.3.2 Metallic Service.....	17-503	
17.3.3 Telegraph Grade Service .....	17-504	
17.3.4 Voice Grade Service.....	17-505	
17.3.5 Program Audio Service.....	17-509	
17.3.6 Video Service .....	17-511	
17.3.7 Digital Data Service.....	17-512	
17.3.8 High Capacity Service .....	17-514	
17.3.9 Individual Case Filings .....	17-517	
17.4 <u>Other Services</u> - Home Telephone ILEC, LLC d/b/a Home Telecom.....	17-518	(T)
17.4.1 Access Ordering.....	17-518	
17.4.2 Additional Engineering.....	17-519	
17.4.3 Additional Labor.....	17-520	
17.4.4 Miscellaneous Services.....	17-522	
17.4.5 Special Federal Government Access Services.....	17-527	
17.4.6 Special Facilities Routing of Access Services.....	17-528	
17.4.7 Specialized Service or Arrangements .....	17-529	
17.4.8 Public Packet Data Network.....	17-529.1	

Transmittal No. 159

Issued: September 16, 2011

Effective: October 1, 2011

President  
7852 Walker Drive, Suite 200, Greenbelt, Maryland 20770

**ACCESS SERVICE**

**TABLE OF CONTENTS (Cont'd)**

**Page No.**

(D)

(D)

Transmittal No. 146

Issued: June 16, 2009

Effective: July 1, 2009

President  
7852 Walker Drive, Suite 200, Greenbelt, Maryland 20770

**ACCESS SERVICE**

**TABLE OF CONTENTS (Cont'd)**

**Page No.**

(D)

(D)

**ACCESS SERVICE****TABLE OF CONTENTS (Cont'd)**

	<b><u>Page No.</u></b>	
17.	<b><u>RATES AND CHARGES</u></b> - General.....	17-598
17.1	<b><u>Common Line Access Service</u></b> - Bluffton Telephone Company, Inc.....	17-598
17.1.1	End User Access Service .....	17-598.1
17.1.2	Federal Universal Service Charge (FUSC).....	17-598.1
17.2	<b><u>Switched Access Service</u></b> - Bluffton Telephone Company, Inc.....	17-599
17.2.1	Nonrecurring Charges.....	17-599
17.2.2	Local Transport.....	17-600
17.2.3	End Office.....	17-603
17.2.4	Reserved for Future Use .....	17-604
17.2.5	Assumed Minutes of Use.....	17-605
17.3	<b><u>Special Access Service</u></b> - Bluffton Telephone Company, Inc. ....	17-606
17.3.1	Surcharge for Special Access Service .....	17-606
17.3.2	Metallic Service .....	17-607
17.3.3	Telegraph Grade Service .....	17-608
17.3.4	Voice Grade Service .....	17-609
17.3.5	Program Audio Service.....	17-613
17.3.6	Video Service .....	17-615
17.3.7	Digital Data Service.....	17-616
17.3.8	High Capacity Service .....	17-618
17.3.9	Individual Case Filings .....	17-621
17.3.10	Synchronous Optical Channel Service .....	17-621 (N)
17.3.11	Special Access Service Term and Monthly Minimum Payment Discount (MMPD) Plan .....	17-621.1 (N)
17.4	<b><u>Other Services</u></b> - Bluffton Telephone Company, Inc. ....	17-622
17.4.1	Access Ordering.....	17-622
17.4.2	Additional Engineering.....	17-623
17.4.3	Additional Labor.....	17-624
17.4.4	Miscellaneous Services.....	17-626
17.4.5	Special Federal Government Access Services.....	17-630.1
17.4.6	Special Facilities Routing of Access Services.....	17-630.2
17.4.7	Specialized Service or Arrangements .....	17-630.3
17.4.8	Public Packet Data Network.....	17-630.4

Transmittal No. 151

Issued: May 5, 2010

Effective: May 20, 2010

President  
7852 Walker Drive, Greenbelt, Maryland 20770

**ACCESS SERVICE****TABLE OF CONTENTS (Cont'd)**

	<b><u>Page No.</u></b>	
17. <u>RATES AND CHARGES</u> - General.....	17-631	
17.1 <u>Common Line Access Service, End User Port Charges and Federal Universal Service Charge</u> – Knology of the Valley, Inc. ....	17-631	(T)
17.1.1 Carrier Common Line Access Service .....	17-631	
17.1.2 End User Access Service .....	17-631	
17.1.3 Federal Universal Service Charge .....	17-631.1	
17.1.4 End User Port Charges.....	17-631.1	
17.2 <u>Switched Access Service</u> – Knology of the Valley, Inc. ....	17-632	(T)
17.2.1 Nonrecurring Charges.....	17-632	
17.2.2 Local Transport.....	17-633	
17.2.3 End Office.....	17-634	
17.2.4 Reserved for Future Use .....	17-635	
17.2.5 Assumed Minutes of Use.....	17-636	
17.2.6 Operator Transfer Service .....	17-636	
17.3 <u>Special Access Service</u> – Knology of the Valley, Inc .....	17-637	(T)
17.3.1 Surcharge for Special Access Service .....	17-637	
17.3.2 Metallic Service .....	17-638	
17.3.3 Telegraph Grade Service .....	17-639	
17.3.4 Voice Grade Service .....	17-640	
17.3.5 Program Audio Service.....	17-644	
17.3.6 Video Service .....	17-645	
17.3.7 Digital Data Service.....	17-646	
17.3.8 High Capacity Service .....	17-648	
17.3.9 Individual Case Filings .....	17-651	
17.4 <u>Other Services</u> – Knology of the Valley, Inc.....	17-652	(T)
17.4.1 Access Ordering.....	17-652	
17.4.2 Additional Engineering.....	17-653	
17.4.3 Additional Labor.....	17-654	
17.4.4 Miscellaneous Services.....	17-656	
17.4.5 Special Federal Government Access Services.....	17-661	
17.4.6 Special Facilities Routing of Access Services.....	17-662	
17.4.7 Specialized Service or Arrangements.....	17-663	

Transmittal No. 144

Issued: May 15, 2009

Effective: May 30, 2009

President  
7852 Walker Drive, Greenbelt, Maryland 20770

**ACCESS SERVICE****TABLE OF CONTENTS (Cont'd)**

	<b><u>Page No.</u></b>
17. <b><u>RATES AND CHARGES</u></b> - General.....	17-664
17.1 <b><u>Common Line Access Service</u></b> – Smart City Telecommunications LLC d/b/a Smart City Telecom. ....	17-664
17.1.1 Reserved .....	17-664
17.1.2 End User Access Service .....	17-664
17.1.3 Federal Universal Service Charge (FUSC).....	17-664
17.2 <b><u>Switched Access Service</u></b> – Smart City Telecommunications LLC d/b/a Smart City Telecom .....	17-665
17.2.1 Nonrecurring Charges.....	17-665
17.2.2 Local Transport.....	17-667
17.2.3 End Office.....	17-669
17.2.4 Reserved for Future Use .....	17-671
17.2.5 Operator Transfer Service .....	17-671
17.2.6 Directory Assistance Service.....	17-672
17.2.7 Assumed Minutes of Use.....	17-674
17.3 <b><u>Special Access Service</u></b> – Smart City Telecommunications LLC d/b/a Smart City Telecom.....	17-675
17.3.1 Surcharge for Special Access Service .....	17-675
17.3.2 Metallic Service.....	17-675
17.3.3 Telegraph Grade Service .....	17-676
17.3.4 Voice Grade Service .....	17-677
17.3.5 Program Audio Service.....	17-682
17.3.6 Video Service .....	17-684
17.3.7 Digital Data Service.....	17-685
17.3.8 High Capacity Service .....	17-687
17.3.9 Individual Case Filings .....	17-690
17.3.10 Synchronous Optical Channel Service .....	17-691
17.4 <b><u>Other Services</u></b> – Smart City Telecommunications LLC d/b/a Smart City Telecom.....	17-693
17.4.1 Access Ordering.....	17-693
17.4.2 Additional Engineering.....	17-694
17.4.3 Additional Labor.....	17-695
17.4.4 Miscellaneous Services.....	17-697
17.4.5 Special Federal Government Access Services.....	17-702
17.4.6 Special Facilities Routing of Access Services.....	17-703
17.4.7 Specialized Service or Arrangements .....	17-704

(D)  
(D)

Transmittal No. 123

**ACCESS SERVICE****TABLE OF CONTENTS (Cont'd)**

		<b><u>Page No.</u></b>	
17.	<b><u>RATES AND CHARGES</u></b> - South Central Rural Telecommunications Cooperative, Inc.	17-710	(T)
17.1	<b><u>Common Line Access Service</u></b> South Central Rural Telecommunications Cooperative, Inc.	17-710	(T)
17.1.1	End User Access Service .....	17-710	
17.1.2	Federal Universal Service Charge (FUSC).....	17-710	
17.2	<b><u>Switched Access Service</u></b> South Central Rural Telecommunications Cooperative, Inc.	17-711	(T)
17.2.1	Nonrecurring Charges.....	17-711	
17.2.2	Local Transport.....	17-712	
17.2.3	End Office.....	17-715	
17.2.4	Reserved for Future Use .....	17-716	
17.2.5	Assumed Minutes of Use.....	17-717	
17.3	<b><u>Special Access Service</u></b> South Central Rural Telecommunications Cooperative, Inc.	17-718	(T)
17.3.1	Surcharge for Special Access Service .....	17-718	
17.3.2	Metallic Service .....	17-719	
17.3.3	Telegraph Grade Service .....	17-720	
17.3.4	Voice Grade Service .....	17-721	
17.3.5	Program Audio Service.....	17-725	
17.3.6	Video Service .....	17-726	
17.3.7	Digital Data Service.....	17-727	
17.3.8	High Capacity Service .....	17-729	
17.3.9	Individual Case Filings .....	17-732	
17.4	<b><u>Other Services</u></b> South Central Rural Telecommunications Cooperative, Inc.	17-733	(T)
17.4.1	Access Ordering.....	17-733	
17.4.2	Additional Engineering.....	17-734	
17.4.3	Additional Labor.....	17-735	
17.4.4	Miscellaneous Services.....	17-737	
17.4.5	Special Federal Government Access Services.....	17-742	
17.4.6	Special Facilities Routing of Access Services.....	17-743	
17.4.7	Specialized Service or Arrangements.....	17-744	
17.4.8	Public Packet Data Network and Digital Subscriber Line Access Services .....	17-745	

Transmittal No. 212

**ACCESS SERVICE****TABLE OF CONTENTS (Cont'd)**

	<b><u>Page No.</u></b>
17. <b><u>RATES AND CHARGES</u></b> - TDS Telecom Companies-Group A: Camden Telephone & Telegraph Company, Inc. d/b/a TDS Telecom Mt. Vernon Telephone Company d/b/a TDS Telecom Oklahoma Communication Systems, LLC d/b/a TDS Telecom Tennessee Telephone Company d/b/a TDS Telecom .....	17-751
17.1 <b><u>Common Line Access Service</u></b> - TDS Telecom Companies-Group A.....	17-751
17.1.1 End User Access Service .....	17-751
17.1.2 Federal Universal Service Charge (FUSC).....	17-751
17.2 <b><u>Switched Access Service</u></b> - TDS Telecom Companies-Group A. ....	17-752
17.2.1 Nonrecurring Charges.....	17-752
17.2.2 Local Transport.....	17-753
17.2.3 End Office.....	17-756
17.2.4 Reserved for Future Use .....	17-757
17.2.5 Assumed Minutes of Use.....	17-758
17.3 <b><u>Special Access Service</u></b> - TDS Telecom Companies-Group A .....	17-759
17.3.1 Surcharge for Special Access Service .....	17-759
17.3.2 Metallic Service .....	17-760
17.3.3 Telegraph Grade Service .....	17-761
17.3.4 Voice Grade Service .....	17-762
17.3.5 Program Audio Service.....	17-766
17.3.6 Video Service .....	17-768
17.3.7 Digital Data Service .....	17-769
17.3.8 High Capacity Service .....	17-771
17.3.9 Individual Case Filings .....	17-774
17.3.10 Synchronous Optical Channel Service .....	17-775
17.4 <b><u>Other Services</u></b> - TDS Telecom Companies-Group A.....	17-777
17.4.1 Access Ordering.....	17-777
17.4.2 Additional Engineering.....	17-778
17.4.3 Additional Labor.....	17-779
17.4.4 Miscellaneous Services.....	17-781
17.4.5 Special Federal Government Access Services.....	17-787
17.4.6 Special Facilities Routing of Access Services.....	17-788
17.4.7 Specialized Service or Arrangements .....	17-789
17.4.8 Public Packet Data Network.....	17-790

(T)

Transmittal No. 214



**ACCESS SERVICE****TABLE OF CONTENTS (Cont'd)**

	<b><u>Page No.</u></b>	
17.	<b><u>RATES AND CHARGES</u></b> - Chesnee Telephone Company, Inc.	
	d/b/a Chesnee Communications .....	17-802 (T)
17.1	<b><u>Common Line Access Service</u></b> – Chesnee Telephone Company, Inc.	
	d/b/a Chesnee Communications.. ..	17-802 (T)
	17.1.1 End User Access Service .....	17-802
	17.1.2 Federal Universal Service Charge (FUSC).....	17-802
17.2	<b><u>Switched Access Service</u></b> - Chesnee Telephone Company, Inc.	
	d/b/a Chesnee Communications. ....	17-803 (T)
	17.2.1 Nonrecurring Charges.....	17-803
	17.2.2 Local Transport.....	17-804
	17.2.3 End Office.....	17-807
	17.2.4 Reserved for Future Use .....	17-808
	17.2.5 Assumed Minutes of Use.....	17-809
17.3	<b><u>Special Access Service</u></b> - Chesnee Telephone Company, Inc.	
	d/b/a Chesnee Communications .....	17-810 (T)
	17.3.1 Surcharge for Special Access Service .....	17-810
	17.3.2 Metallic Service .....	17-811
	17.3.3 Telegraph Grade Service .....	17-812
	17.3.4 Voice Grade Service .....	17-813
	17.3.5 Program Audio Service.....	17-817
	17.3.6 Video Service .....	17-819
	17.3.7 Digital Data Service.....	17-820
	17.3.8 High Capacity Service .....	17-822
	17.3.9 Individual Case Filings .....	17-825
	17.3.10 Synchronous Optical Channel Service .....	17-826
17.4	<b><u>Other Services</u></b> - Chesnee Telephone Company, Inc.	
	d/b/a Chesnee Communications .....	17-828 (T)
	17.4.1 Access Ordering.....	17-828
	17.4.2 Additional Engineering.....	17-742
	17.4.3 Additional Labor.....	17-830
	17.4.4 Miscellaneous Services.....	17-832
	17.4.5 Special Federal Government Access Services.....	17-837
	17.4.6 Special Facilities Routing of Access Services.....	17-838
	17.4.7 Specialized Service or Arrangements .....	17-839
	17.4.8 Public Packet Data Network.....	17-840

Transmittal No. 156

**ACCESS SERVICE****TABLE OF CONTENTS (Cont'd)**

	<b><u>Page No.</u></b>
17. <b><u>RATES AND CHARGES</u></b> - Gearheart Communications Company, Inc. d/b/a Coalfields Telephone Company .....	17-853
17.1 <b><u>Common Line Access Service</u></b> – Gearheart Communications Company, Inc. d/b/a Coalfields Telephone Company .....	17-853
17.1.1 End User Access Service .....	17-853
17.1.2 Federal Universal Service Charge (FUSC).....	17-853
17.2 <b><u>Switched Access Service</u></b> - Gearheart Communications Company, Inc. d/b/a Coalfields Telephone Company .....	17-854
17.2.1 Nonrecurring Charges.....	17-854
17.2.2 Local Transport.....	17-855
17.2.3 End Office.....	17-858
17.2.4 Reserved for Future Use .....	17-859
17.2.5 Assumed Minutes of Use.....	17-860
17.3 <b><u>Special Access Service</u></b> - Gearheart Communications Company, Inc. d/b/a Coalfields Telephone Company .....	17-861
17.3.1 Surcharge for Special Access Service .....	17-861
17.3.2 Metallic Service .....	17-862
17.3.3 Telegraph Grade Service .....	17-863
17.3.4 Voice Grade Service .....	17-864
17.3.5 Program Audio Service.....	17-868
17.3.6 Video Service .....	17-870
17.3.7 Digital Data Service.....	17-871
17.3.8 High Capacity Service .....	17-873
17.3.9 Individual Case Filings .....	17-876
17.3.10 Synchronous Optical Channel Service .....	17-877
17.4 <b><u>Other Services</u></b> - Gearheart Communications Company, Inc. d/b/a Coalfields Telephone Company .....	17-879
17.4.1 Access Ordering.....	17-879
17.4.2 Additional Engineering.....	17-880
17.4.3 Additional Labor.....	17-881
17.4.4 Miscellaneous Services.....	17-883
17.4.5 Special Federal Government Access Services.....	17-888
17.4.6 Special Facilities Routing of Access Services.....	17-889
17.4.7 Specialized Service or Arrangements .....	17-890
17.4.8 Public Packet Data Network .....	17-891

(N)

(N)

Transmittal No. 130

Issued: June 15, 2007

Effective: June 30, 2007

President  
7852 Walker Drive, Greenbelt, Maryland 20770

**ACCESS SERVICE****TABLE OF CONTENTS (Cont'd)**

	<b><u>Page No.</u></b>
17. <b><u>RATES AND CHARGES</u> - Skyline Telephone Membership Corporation.....</b>	17-904
17.1 <b><u>Common Line Access Service</u> – Skyline Telephone Membership Corporation.....</b>	17-904
17.1.1 End User Access Service.....	17-904
17.1.2 Federal Universal Service Charge (FUSC).....	17-904
17.2 <b><u>Switched Access Service</u> - Skyline Telephone Membership Corporation. ....</b>	17-905
17.2.1 Nonrecurring Charges.....	17-905
17.2.2 Local Transport.....	17-906
17.2.3 End Office.....	17-909
17.2.4 Reserved for Future Use .....	17-910
17.2.5 Assumed Minutes of Use.....	17-911
17.3 <b><u>Special Access Service</u> - Skyline Telephone Membership Corporation .....</b>	17-912
17.3.1 Surcharge for Special Access Service .....	17-912
17.3.2 Metallic Service.....	17-913
17.3.3 Telegraph Grade Service .....	17-914
17.3.4 Voice Grade Service.....	17-915
17.3.5 Program Audio Service.....	17-919
17.3.6 Video Service .....	17-921
17.3.7 Digital Data Service.....	17-922
17.3.8 High Capacity Service .....	17-924
17.3.9 Individual Case Filings .....	17-927
17.3.10 Synchronous Optical Channel Service .....	17-928
17.4 <b><u>Other Services</u> - Skyline Telephone Membership Corporation.....</b>	17-930
17.4.1 Access Ordering.....	17-930
17.4.2 Additional Engineering.....	17-931
17.4.3 Additional Labor.....	17-932
17.4.4 Miscellaneous Services.....	17-934
17.4.5 Special Federal Government Access Services.....	17-939
17.4.6 Special Facilities Routing of Access Services.....	17-940
17.4.7 Specialized Service or Arrangements .....	17-941
17.4.8 Public Packet Data Network .....	17-942

(N)

(N)

Transmittal No. 130

Issued: June 15, 2007

Effective: June 30, 2007

President  
7852 Walker Drive, Greenbelt, Maryland 20770

**ACCESS SERVICE****TABLE OF CONTENTS (Cont'd)**

	<b><u>Page No.</u></b>
17. <b><u>RATES AND CHARGES</u></b> - Yadkin Valley Telephone Membership Corporation .....	17-951
17.1 <b><u>Common Line Access Service</u></b> – Yadkin Valley Telephone Membership Corporation .....	17-951
17.1.1 End User Access Service .....	17-951
17.1.2 Federal Universal Service Charge (FUSC).....	17-951
17.2 <b><u>Switched Access Service</u></b> - Yadkin Valley Telephone Membership Corporation. ....	17-952
17.2.1 Nonrecurring Charges.....	17-952
17.2.2 Local Transport.....	17-953
17.2.3 End Office.....	17-956
17.2.4 Reserved for Future Use .....	17-957
17.2.5 Assumed Minutes of Use.....	17-958
17.3 <b><u>Special Access Service</u></b> - Yadkin Valley Telephone Membership Corporation .....	17-959
17.3.1 Surcharge for Special Access Service .....	17-959
17.3.2 Metallic Service .....	17-960
17.3.3 Telegraph Grade Service .....	17-961
17.3.4 Voice Grade Service.....	17-962
17.3.5 Program Audio Service.....	17-966
17.3.6 Video Service .....	17-968
17.3.7 Digital Data Service.....	17-969
17.3.8 High Capacity Service .....	17-971
17.3.9 Individual Case Filings .....	17-974
17.3.10 Synchronous Optical Channel Service .....	17-975
17.4 <b><u>Other Services</u></b> - Yadkin Valley Telephone Membership Corporation .....	17-977
17.4.1 Access Ordering.....	17-977
17.4.2 Additional Engineering.....	17-978
17.4.3 Additional Labor.....	17-979
17.4.4 Miscellaneous Services.....	17-981
17.4.5 Special Federal Government Access Services.....	17-986
17.4.6 Special Facilities Routing of Access Services.....	17-987
17.4.7 Specialized Service or Arrangements .....	17-988
17.4.8 Public Packet Data Network.....	17-989

(N)

(N)

Transmittal No. 130

Issued: June 15, 2007

Effective: June 30, 2007

President  
7852 Walker Drive, Greenbelt, Maryland 20770

**ACCESS SERVICE****TABLE OF CONTENTS (Cont'd)**

	<b><u>Page No.</u></b>
17. <b><u>RATES AND CHARGES</u></b> - Citizens Telephone Company d/b/a Comporium d/b/a Comporium Communications .....	17-1002
17.1 <b><u>Common Line Access Service</u></b> – Citizens Telephone Company d/b/a Comporium Communications .....	17-1002
17.1.1 End User Access Service .....	17-1002
17.1.2 Federal Universal Service Charge (FUSC).....	17-1002
17.2 <b><u>Switched Access Service</u></b> - Citizens Telephone Company d/b/a Comporium Communications .....	17-1003
17.2.1 Nonrecurring Charges.....	17-1003
17.2.2 Local Transport.....	17-1004
17.2.3 End Office.....	17-1005
17.2.4 Reserved for Future Use .....	17-1006
17.2.5 Assumed Minutes of Use.....	17-1007
17.3 <b><u>Special Access Service</u></b> - Citizens Telephone Company d/b/a Comporium Communications .....	17-1008
17.3.1 Surcharge for Special Access Service .....	17-1008
17.3.2 Metallic Service.....	17-1009
17.3.3 Telegraph Grade Service .....	17-1010
17.3.4 Voice Grade Service.....	17-1011
17.3.5 Program Audio Service.....	17-1015
17.3.6 Video Service .....	17-1017
17.3.7 Digital Data Service.....	17-1018
17.3.8 High Capacity Service .....	17-1020
17.3.9 Individual Case Filings .....	17-1023
17.4 <b><u>Other Services</u></b> - Citizens Telephone Company d/b/a Comporium Communications .....	17-1024
17.4.1 Access Ordering.....	17-1024
17.4.2 Additional Engineering.....	17-1025
17.4.3 Additional Labor.....	17-1026
17.4.4 Miscellaneous Services.....	17-1028
17.4.5 Special Federal Government Access Services.....	17-1033
17.4.6 Special Facilities Routing of Access Services.....	17-1034
17.4.7 Specialized Service or Arrangements.....	17-1035

(N)

(N)

Transmittal No. 146

**ACCESS SERVICE****TABLE OF CONTENTS (Cont'd)**

	<b><u>Page No.</u></b>
17. <b><u>RATES AND CHARGES</u></b> – TruVista Communications Companies: Chester Telephone Company d/b/a TruVista Communications Lockhart Telephone Company d/b/a TruVista Communications Ridgeway Telephone Company d/b/a TruVista Communications.....	17-1036
17.1 <b><u>Common Line Access Service</u></b> – TruVista Communications Companies.....	17-1036
17.1.1 End User Access Service .....	17-1036
17.1.2 Federal Universal Service Charge (FUSC).....	17-1036
17.2 <b><u>Switched Access Service</u></b> - TruVista Communications Companies.....	17-1037
17.2.1 Nonrecurring Charges.....	17-1037
17.2.2 Local Transport.....	17-1038
17.2.3 End Office.....	17-1041
17.2.4 Reserved for Future Use .....	17-1042
17.2.5 Assumed Minutes of Use.....	17-1043
17.3 <b><u>Special Access Service</u></b> - TruVista Communications Companies.....	17-1044
17.3.1 Surcharge for Special Access Service .....	17-1044
17.3.2 Metallic Service .....	17-1045
17.3.3 Telegraph Grade Service .....	17-1046
17.3.4 Voice Grade Service.....	17-1047
17.3.5 Program Audio Service.....	17-1051
17.3.6 Video Service .....	17-1052
17.3.7 Digital Data Service.....	17-1053
17.3.8 High Capacity Service .....	17-1055
17.3.9 Individual Case Filings .....	17-1058
17.3.10 Synchronous Optical Channel Service .....	17-1059
17.4 <b><u>Other Services</u></b> - TruVista Communications Companies .....	17-1061
17.4.1 Access Ordering.....	17-1061
17.4.2 Additional Engineering.....	17-1062
17.4.3 Additional Labor.....	17-1063
17.4.4 Miscellaneous Services.....	17-1065
17.4.5 Special Federal Government Access Services.....	17-1070
17.4.6 Special Facilities Routing of Access Services.....	17-1071
17.4.7 Specialized Service or Arrangements.....	17-1072

(N)

(N)

Transmittal No. 158

**ACCESS SERVICE****TABLE OF CONTENTS (Cont'd)**

	<b><u>Page No.</u></b>
17. <b><u>RATES AND CHARGES</u></b> – Tri County Telephone Association, Inc. ....	17-1073
17.1 <b><u>Common Line Access Service</u></b> – Tri County Telephone Association, Inc. ....	17-1073
17.1.1 Reserved for Future Use .....	17-1073
17.1.2 End User Access Service .....	17-1073
17.1.3 Federal Universal Service Charge (FUSC).....	17-1073
17.2 <b><u>Switched Access Service</u></b> - Tri County Telephone Association, Inc. ....	17-1074
17.2.1 Nonrecurring Charges.....	17-1074
17.2.2 Local Transport.....	17-1076
17.2.3 End Office.....	17-1078
17.3 <b><u>Special Access Service</u></b> - Tri County Telephone Association, Inc. ....	17-1081
17.3.1 Surcharge for Special Access Service .....	17-1081
17.3.2 Reserved for Future Use .....	17-1081
17.3.3 Reserved for Future Use .....	17-1082
17.3.4 Voice Grade Service.....	17-1083
17.3.5 Reserved for Future Use .....	17-1087
17.3.6 Reserved for Future Use .....	17-1088
17.3.7 Digital Data Service.....	17-1089
17.3.8 High Capacity Service .....	17-1091
17.3.9 Individual Case Filings .....	17-1094
17.4 <b><u>Other Services</u></b> - Tri County Telephone Association, Inc. ....	17-1095
17.4.1 Access Ordering.....	17-1095
17.4.2 Additional Engineering.....	17-1096
17.4.3 Additional Labor.....	17-1097
17.4.4 Miscellaneous Services.....	17-1099
17.4.5 Special Federal Government Access Services.....	17-1104
17.4.6 Special Facilities Routing of Access Services.....	17-1105
17.4.7 Specialized Service or Arrangements.....	17-1106

(N)

(N)

Transmittal No. 161

**ACCESS SERVICE****TABLE OF CONTENTS (Cont'd)**

	<b><u>Page No.</u></b>
17. <b><u>RATES AND CHARGES</u></b> –Livingston Telephone Company .....	17-1107
17.1 <b><u>Common Line Access Service, Federal Universal Service Charge, ISDN</u></b> <b><u>Line Ports and DSI Line Port</u></b> – Livingston Telephone Company .....	17-1107
17.2 <b><u>Switched Access Service</u></b> - Livingston Telephone Company .....	17-1108
17.2.1 Nonrecurring Charges.....	17-1108
17.2.2 Local Transport.....	17-1109
17.2.3 End Office.....	17-1112
17.3 <b><u>Special Access Service</u></b> - Livingston Telephone Company .....	17-1113
17.3.1 Surcharge for Special Access Service .....	17-1113
17.3.2 Metallic Service.....	17-1114
17.3.3 Telegraph Grade Service .....	17-1115
17.3.4 Voice Grade Service.....	17-1116
17.3.5 Program Audio Service.....	17-1121
17.3.6 Video Service .....	17-1123
17.3.7 Digital Data Service.....	17-1124
17.3.8 High Capacity Service .....	17-1126
17.3.9 Reserved for Future Use .....	17-1130
17.3.10 Reserved for Future Use .....	17-1130
17.3.11 Synchronous Optical Channel Service .....	17-1131
17.4 <b><u>Other Services</u></b> - Livingston Telephone Company.....	17-1133
17.4.1 Access Ordering.....	17-1133
17.4.2 Additional Engineering.....	17-1134
17.4.3 Additional Labor.....	17-1135
17.4.4 Miscellaneous Services.....	17-1137
17.4.5 Special Federal Government Access Services.....	17-1144
17.4.6 Special Facilities Routing of Access Services.....	17-1145
17.4.7 Specialized Service or Arrangements.....	17-1146
17.4.8 Public Packet Data Network.....	17-1147

(N)

(N)

Transmittal No. 178



**ACCESS SERVICE****TABLE OF CONTENTS (Cont'd)****Page No.**

17.	<b><u>RATES AND CHARGES - TDS Telecom Companies-Group B:</u></b>	(N)
	Arvig Telephone Company	
	Badger Telecom, LLC	
	Blue Ridge Telephone Company	
	Bridge Water Telephone Company	
	Central State Telephone Company, LLC	
	Concord Telephone Exchange, Inc.	
	Mid-Plains Telephone Company, LLC	
	Mid-State Telephone Company	
	Nelson-Ball Ground Telephone Company	
	Quincy Telephone Company SAC 210338	
	Quincy Telephone Company SAC 220338	
	Stockbridge & Sherwood Telephone Company	
	Strasburg Telephone Company	
	Tellico Telephone Company, Inc.	
	UTELCO, LLC.....	17-1161
17.1	<b><u>Common Line Access Service - TDS Telecom Companies-Group B</u></b> .....	17-1161
	17.1.1 End User Access Service .....	17-1161
	17.1.2 Federal Universal Service Charge (FUSC).....	17-1161
17.2	<b><u>Switched Access Service - TDS Telecom Companies-Group B</u></b> .....	17-1162
	17.2.1 Nonrecurring Charges.....	17-1162
	17.2.2 Local Transport-Arvig Telephone Company.....	17-1163
	17.2.2 Local Transport-Badger Telecom, LLC .....	17-1166
	17.2.2 Local Transport-Blue Ridge Telephone Company.....	17-1169
	17.2.2 Local Transport-Bridge Water Telephone Company .....	17-1172
	17.2.2 Local Transport-Central State Telephone Company, LLC .....	17-1175
	17.2.2 Local Transport-Concord Telephone Exchange, Inc.....	17-1178
	17.2.2 Local Transport-Mid-Plains Telephone Company, LLC.....	17-1181
	17.2.2 Local Transport-Mid-State Telephone Company .....	17-1184
	17.2.2 Local Transport-Nelson-Ball Ground Telephone Company .....	17-1187
	17.2.2 Local Transport-Quincy Telephone Company-210338 .....	17-1190
	17.2.2 Local Transport-Quincy Telephone Company-220338 .....	17-1193
	17.2.2 Local Transport-Stockbridge & Sherwood Telephone Company .....	17-1196
	17.2.2 Local Transport-Strasburg Telephone Company.....	17-1199
	17.2.2 Local Transport-Tellico Telephone Company, Inc. ....	17-1202
	17.2.2 Local Transport-UTELCO, LLC .....	17-1205
	17.2.3 End Office-Arvig Telephone Company .....	17-1208
	17.2.3 End Office-Badger Telecom, LLC .....	17-1209
	17.2.3 End Office-Blue Ridge Telephone Company .....	17-1210
	17.2.3 End Office-Bridge Water Telephone Company .....	17-1211
	17.2.3 End Office-Central State Telephone Company, LLC.....	17-1212
	17.2.3 End Office-Concord Telephone Exchange, Inc.....	17-1213
	17.2.3 End Office-Mid-Plains Telephone Company, LLC.....	17-1214
	17.2.3 End Office-Mid-State Telephone Company .....	17-1215
	17.2.3 End Office-Nelson-Ball Ground Telephone Company .....	17-1216
	17.2.3 End Office-Quincy Telephone Company-210338 .....	17-1217
	17.2.3 End Office-Quincy Telephone Company-220338 .....	17-1218

(N)

Transmittal No. 181

Issued: June 16, 2014

Effective: July 1, 2014

President  
7852 Walker Drive, Greenbelt, Maryland 20770

**ACCESS SERVICE****TABLE OF CONTENTS (Cont'd)****Page No.**

17.2	<u>Switched Access Service</u> - TDS Telecom Companies-Group B (Cont'd)	
17.2.3	End Office-Stockbridge & Sherwood Telephone Company .....	17-1219
17.2.3	End Office-Strasburg Telephone Company.....	17-1220
17.2.3	End Office-Tellico Telephone Company, Inc. ....	17-1221
17.2.3	End Office-UTELCO, LLC .....	17-1222
17.2.4	Reserved for Future Use .....	17-1223
17.2.5	Assumed Minutes of Use.....	17-1224
17.3	<u>Special Access Service</u> - TDS Telecom Companies-Group B .....	17-1225
17.3.1	Surcharge for Special Access Service .....	17-1225
17.3.2	Metallic Service .....	17-1226
17.3.3	Telegraph Grade Service .....	17-1227
17.3.4	Voice Grade Service .....	17-1228
17.3.5	Program Audio Service.....	17-1232
17.3.6	Video Service .....	17-1234
17.3.7	Digital Data Service.....	17-1235
17.3.8	High Capacity Service .....	17-1237
17.3.9	Individual Case Filings .....	17-1240
17.3.10	Synchronous Optical Channel Service .....	17-1241
17.4	<u>Other Services</u> - TDS Telecom Companies-Group B.....	17-1243
17.4.1	Access Ordering.....	17-1243
17.4.2	Additional Engineering.....	17-1244
17.4.3	Additional Labor.....	17-1245
17.4.4	Miscellaneous Services.....	17-1247
17.4.4	Access Recovery Charge-Arvig Telephone Company .....	17-1252
17.4.4	Access Recovery Charge -Badger Telecom, LLC .....	17-1253
17.4.4	Access Recovery Charge -Blue Ridge Telephone Company .....	17-1254
17.4.4	Access Recovery Charge -Bridge Water Telephone Company .....	17-1255
17.4.4	Access Recovery Charge -Central State Telephone Company, LLC ..	17-1256
17.4.4	Access Recovery Charge -Concord Telephone Exchange, Inc. ....	17-1257
17.4.4	Access Recovery Charge -Mid-Plains Telephone Company, LLC .....	17-1258
17.4.4	Access Recovery Charge -Mid-State Telephone Company.....	17-1259
17.4.4	Access Recovery Charge -Nelson-Ball Ground Telephone Company ..	17-1260
17.4.4	Access Recovery Charge -Quincy Telephone Company-210338.....	17-1261
17.4.4	Access Recovery Charge -Quincy Telephone Company-220338.....	17-1262
17.4.4	Access Recovery Charge -Stockbridge & Sherwood Telephone Co...	17-1263
17.4.4	Access Recovery Charge -Strasburg Telephone Company .....	17-1264
17.4.4	Access Recovery Charge -Tellico Telephone Company, Inc. ....	17-1265
17.4.4	Access Recovery Charge -UTELCO, LLC.....	17-1266
17.4.5	Special Federal Government Access Services.....	17-1267
17.4.6	Special Facilities Routing of Access Services.....	17-1268
17.4.7	Specialized Service or Arrangements.....	17-1269
17.4.8	Public Packet Data Network.....	17-1270

(N)

(N)

Transmittal No. 181

Issued: June 16, 2014

Effective: July 1, 2014

President  
7852 Walker Drive, Greenbelt, Maryland 20770

**ACCESS SERVICE****TABLE OF CONTENTS (Cont'd)**

	<b><u>Page No.</u></b>
17. <b><u>RATES AND CHARGES</u></b> – Bixby Telephone Company .....	17-1284
17.1 <b><u>Common Line Access Service</u></b> - Bixby Telephone Company.....	17-1284
17.1.1 End User Access Service .....	17-1284
17.1.2 Federal Universal Service Charge (FUSC).....	17-1284
17.2 <b><u>Switched Access Service</u></b> - Bixby Telephone Company.....	17-1285
17.2.1 Nonrecurring Charges.....	17-1285
17.2.2 Local Transport.....	17-1286
17.2.3 End Office.....	17-1289
17.2.4 Reserved for Future Use .....	17-1290
17.2.5 Assumed Minutes of Use.....	17-1291
17.3 <b><u>Special Access Service</u></b> - Bixby Telephone Company.....	17-1292
17.3.1 Surcharge for Special Access Service .....	17-1292
17.3.2 Metallic Service .....	17-1293
17.3.3 Telegraph Grade Service .....	17-1294
17.3.4 Voice Grade Service .....	17-1295
17.3.5 Program Audio Service.....	17-1299
17.3.6 Video Service .....	17-1301
17.3.7 Digital Data Service.....	17-1302
17.3.8 High Capacity Service .....	17-1304
17.3.9 Individual Case Filings .....	17-1307
17.3.10 Synchronous Optical Channel Service .....	17-1308
17.4 <b><u>Other Services</u></b> - Bixby Telephone Company .....	17-1310
17.4.1 Access Ordering.....	17-1310
17.4.2 Additional Engineering.....	17-1311
17.4.3 Additional Labor.....	17-1312
17.4.4 Miscellaneous Services.....	17-1314
17.4.5 Special Federal Government Access Services.....	17-1320
17.4.6 Special Facilities Routing of Access Services.....	17-1321
17.4.7 Specialized Service or Arrangements.....	17-1322
17.4.8 Public Packet Data Network.....	17-1323

(N)

(N)

Transmittal No. 181

**ACCESS SERVICE****TABLE OF CONTENTS (Cont'd)**

	<b><u>Page No.</u></b>
17. <b><u>RATES AND CHARGES</u></b> – Ellijay Telephone Company .....	17-1335
17.1 <b><u>Common Line Access Service</u></b> – Ellijay Telephone Company .....	17-1335
17.1.1 End User Access Service .....	17-1335
17.1.2 Federal Universal Service Charge (FUSC).....	17-1335
17.2 <b><u>Switched Access Service</u></b> – Ellijay Telephone Company .....	17-1336
17.2.1 Nonrecurring Charges.....	17-1336
17.2.2 Local Transport.....	17-1337
17.2.3 End Office.....	17-1340
17.2.4 Reserved for Future Use .....	17-1341
17.2.5 Assumed Minutes of Use.....	17-1342
17.3 <b><u>Special Access Service</u></b> - Ellijay Telephone Company .....	17-1343
17.3.1 Surcharge for Special Access Service .....	17-1343
17.3.2 Metallic Service .....	17-1344
17.3.3 Telegraph Grade Service .....	17-1345
17.3.4 Voice Grade Service .....	17-1346
17.3.5 Program Audio Service.....	17-1350
17.3.6 Video Service .....	17-1352
17.3.7 Digital Data Service.....	17-1353
17.3.8 High Capacity Service .....	17-1355
17.3.9 Individual Case Filings .....	17-1358
17.3.10 Synchronous Optical Channel Service .....	17-1359
17.4 <b><u>Other Services</u></b> - Ellijay Telephone Company .....	17-1361
17.4.1 Access Ordering.....	17-1361
17.4.2 Additional Engineering.....	17-1362
17.4.3 Additional Labor.....	17-1363
17.4.4 Miscellaneous Services.....	17-1365
17.4.5 Special Federal Government Access Services.....	17-1371
17.4.6 Special Facilities Routing of Access Services.....	17-1372
17.4.7 Specialized Service or Arrangements .....	17-1373
17.4.8 Public Packet Data Network.....	17-1374

(N)

(N)

Transmittal No. 181

**ACCESS SERVICE****TABLE OF CONTENTS (Cont'd)**

	<b><u>Page No.</u></b>
17. <b><u>RATES AND CHARGES</u></b> – Brindlee Mountain Telephone LLC.....	17-1386
17.1 <b><u>Common Line Access Service</u></b> - Brindlee Mountain Telephone LLC.....	17-1386
17.1.1 End User Access Service.....	17-1386
17.1.2 Federal Universal Service Charge (FUSC).....	17-1386
17.2 <b><u>Switched Access Service</u></b> - Brindlee Mountain Telephone LLC.....	17-1387
17.2.1 Nonrecurring Charges.....	17-1387
17.2.2 Local Transport.....	17-1388
17.2.3 End Office.....	17-1391
17.2.4 Reserved for Future Use .....	17-1392
17.2.5 Assumed Minutes of Use.....	17-1393
17.3 <b><u>Special Access Service</u></b> - Brindlee Mountain Telephone LLC .....	17-1394
17.3.1 Surcharge for Special Access Service .....	17-1394
17.3.2 Metallic Service .....	17-1395
17.3.3 Telegraph Grade Service .....	17-1396
17.3.4 Voice Grade Service .....	17-1397
17.3.5 Program Audio Service.....	17-1401
17.3.6 Video Service .....	17-1403
17.3.7 Digital Data Service.....	17-1404
17.3.8 High Capacity Service .....	17-1406
17.3.9 Individual Case Filings .....	17-1409
17.3.10 Synchronous Optical Channel Service .....	17-1410
17.4 <b><u>Other Services</u></b> - Brindlee Mountain Telephone LLC .....	17-1412
17.4.1 Access Ordering.....	17-1412
17.4.2 Additional Engineering.....	17-1413
17.4.3 Additional Labor.....	17-1414
17.4.4 Miscellaneous Services.....	17-1416
17.4.5 Special Federal Government Access Services.....	17-1422
17.4.6 Special Facilities Routing of Access Services.....	17-1423
17.4.7 Specialized Service or Arrangements .....	17-1424
17.4.8 Public Packet Data Network.....	17-1425

(N)

(N)

Transmittal No. 181

Issued: June 16, 2014

Effective: July 1, 2014

President  
7852 Walker Drive, Greenbelt, Maryland 20770

**ACCESS SERVICE****TABLE OF CONTENTS (Cont'd)**

	<b><u>Page No.</u></b>
17. <b><u>RATES AND CHARGES</u></b> – Otelco Telephone LLC .....	17-1437
17.1 <b><u>Common Line Access Service</u></b> - Otelco Telephone LLC .....	17-1437
17.1.1 End User Access Service .....	17-1437
17.1.2 Federal Universal Service Charge (FUSC).....	17-1437
17.2 <b><u>Switched Access Service</u></b> - Otelco Telephone LLC.....	17-1438
17.2.1 Nonrecurring Charges.....	17-1438
17.2.2 Local Transport.....	17-1439
17.2.3 End Office.....	17-1442
17.2.4 Reserved for Future Use .....	17-1443
17.2.5 Assumed Minutes of Use.....	17-1444
17.3 <b><u>Special Access Service</u></b> - Otelco Telephone LLC.....	17-1445
17.3.1 Surcharge for Special Access Service .....	17-1445
17.3.2 Metallic Service .....	17-1446
17.3.3 Telegraph Grade Service .....	17-1447
17.3.4 Voice Grade Service .....	17-1448
17.3.5 Program Audio Service.....	17-1452
17.3.6 Video Service .....	17-1454
17.3.7 Digital Data Service.....	17-1455
17.3.8 High Capacity Service .....	17-1457
17.3.9 Individual Case Filings .....	17-1460
17.3.10 Synchronous Optical Channel Service .....	17-1461
17.4 <b><u>Other Services</u></b> - Otelco Telephone LLC .....	17-1463
17.4.1 Access Ordering.....	17-1463
17.4.2 Additional Engineering.....	17-1464
17.4.3 Additional Labor.....	17-1465
17.4.4 Miscellaneous Services.....	17-1467
17.4.5 Special Federal Government Access Services.....	17-1473
17.4.6 Special Facilities Routing of Access Services.....	17-1474
17.4.7 Specialized Service or Arrangements .....	17-1475
17.4.8 Public Packet Data Network.....	17-1476

(N)

(N)

Transmittal No. 181

**ACCESS SERVICE**

**TABLE OF CONTENTS (Cont'd)**

**Page No.**

(D)

(D)

Transmittal No. 197

**ACCESS SERVICE**

**TABLE OF CONTENTS (Cont'd)**

**Page No.**

17. RATES AND CHARGES –

(D)

(D)

Transmittal No. 190



**ACCESS SERVICE****TABLE OF CONTENTS (Cont'd)**

	<b><u>Page No.</u></b>
17. <b><u>RATES AND CHARGES</u></b> – Saco River Telephone LLC .....	17-1562
17.1 <b><u>Common Line Access Service</u></b> - Saco River Telephone LLC.....	17-1562
17.1.1 End User Access Service .....	17-1562
17.1.2 Federal Universal Service Charge (FUSC).....	17-1562
17.2 <b><u>Switched Access Service</u></b> - Saco River Telephone LLC.....	17-1563
17.2.1 Nonrecurring Charges.....	17-1563
17.2.2 Local Transport.....	17-1564
17.2.3 End Office.....	17-1567
17.2.4 Reserved for Future Use .....	17-1568
17.2.5 Assumed Minutes of Use.....	17-1569
17.3 <b><u>Special Access Service</u></b> - Saco River Telephone LLC .....	17-1570
17.3.1 Surcharge for Special Access Service .....	17-1570
17.3.2 Metallic Service .....	17-1571
17.3.3 Telegraph Grade Service .....	17-1572
17.3.4 Voice Grade Service .....	17-1573
17.3.5 Program Audio Service.....	17-1577
17.3.6 Video Service .....	17-1579
17.3.7 Digital Data Service .....	17-1580
17.3.8 High Capacity Service .....	17-1582
17.3.9 Individual Case Filings .....	17-1585
17.3.10 Synchronous Optical Channel Service .....	17-1586
17.4 <b><u>Other Services</u></b> - Saco River Telephone LLC .....	17-1588
17.4.1 Access Ordering.....	17-1588
17.4.2 Additional Engineering.....	17-1589
17.4.3 Additional Labor.....	17-1590
17.4.4 Miscellaneous Services.....	17-1592
17.4.5 Special Federal Government Access Services.....	17-1598
17.4.6 Special Facilities Routing of Access Services.....	17-1599
17.4.7 Specialized Service or Arrangements .....	17-1600
17.4.8 Public Packet Data Network.....	17-1601

(N)

(N)

Transmittal No. 190

**ACCESS SERVICE****TABLE OF CONTENTS (Cont'd)**

	<b><u>Page No.</u></b>
17. <b><u>RATES AND CHARGES</u></b> – Etex Telephone Cooperative, Inc.....	17-1614
17.1 <b><u>Common Line Access Service</u></b> - Etex Telephone Cooperative, Inc.....	17-1614
17.1.1 End User Access Service .....	17-1614
17.1.2 Federal Universal Service Charge (FUSC).....	17-1614
17.2 <b><u>Switched Access Service</u></b> - Etex Telephone Cooperative, Inc.....	17-1615
17.2.1 Nonrecurring Charges.....	17-1615
17.2.2 Local Transport.....	17-1616
17.2.3 End Office.....	17-1618
17.2.4 Reserved for Future Use .....	17-1619
17.2.5 Assumed Minutes of Use.....	17-1620
17.3 <b><u>Special Access Service</u></b> - Etex Telephone Cooperative, Inc. ....	17-1621
17.3.1 Surcharge for Special Access Service .....	17-1621
17.3.2 Reserved for Future Use .....	17-1622
17.3.3 Reserved for Future Use .....	17-1623
17.3.4 Voice Grade Service.....	17-1624
17.3.5 Reserved for Future Use .....	17-1627
17.3.6 Reserved for Future Use .....	17-1628
17.3.7 Digital Data Service.....	17-1629
17.3.8 High Capacity Service .....	17-1631
17.3.9 Individual Case Filings .....	17-1634
17.4 <b><u>Other Services</u></b> - Etex Telephone Cooperative, Inc. ....	17-1635
17.4.1 Access Ordering.....	17-1635
17.4.2 Additional Engineering.....	17-1636
17.4.3 Additional Labor.....	17-1637
17.4.4 Miscellaneous Services.....	17-1639
17.4.5 Special Federal Government Access Services.....	17-1645
17.4.6 Special Facilities Routing of Access Services.....	17-1646
17.4.7 Specialized Service or Arrangements.....	17-1647
17.4.8 Public Packet Data Network.....	17-1647.1

(N)

Transmittal No. 196

**ACCESS SERVICE****TABLE OF CONTENTS (Cont'd)****Page No.**

17.	<b><u>RATES AND CHARGES</u> - TDS Telecom Companies-Group C:</b>	
	Butler Telephone Company, Inc. d/b/a TDS Telecom	
	Communications Corporation of Indiana d/b/a TDS Telecom	
	Kearsarge Telephone Company d/b/a TDS Telecom	
	MCTA, Inc. d/b/a TDS Telecom	
	Merrimack County Telephone Company d/b/a TDS Telecom	
	Peoples Telephone Company, Inc. d/b/a TDS Telecom	
	Somerset Telephone Company d/b/a TDS Telecom	
	Southwestern Telephone Company d/b/a TDS Telecom	
	Williston Telephone Company d/b/a TDS Telecom .....	17-1648
17.1	<b><u>Common Line Access Service</u> - TDS Telecom Companies-Group C .....</b>	17-1648
	17.1.1 End User Access Service .....	17-1648
	17.1.2 Federal Universal Service Charge (FUSC).....	17-1648
17.2	<b><u>Switched Access Service</u> - TDS Telecom Companies-Group C. ....</b>	17-1649
	17.2.1 Nonrecurring Charges.....	17-1649
	17.2.2 Local Transport.....	17-1650
	17.2.3 End Office.....	17-1677
	17.2.4 Reserved for Future Use .....	17-1686
	17.2.5 Assumed Minutes of Use.....	17-1687
17.3	<b><u>Special Access Service</u> - TDS Telecom Companies-Group C .....</b>	17-1688
	17.3.1 Surcharge for Special Access Service .....	17-1688
	17.3.2 Metallic Service.....	17-1689
	17.3.3 Telegraph Grade Service .....	17-1690
	17.3.4 Voice Grade Service.....	17-1691
	17.3.5 Program Audio Service.....	17-1695
	17.3.6 Video Service .....	17-1697
	17.3.7 Digital Data Service.....	17-1698
	17.3.8 High Capacity Service .....	17-1700
	17.3.9 Individual Case Filings .....	17-1703
	17.3.10 Synchronous Optical Channel Service .....	17-1704
17.4	<b><u>Other Services</u> - TDS Telecom Companies-Group C.....</b>	17-1706
	17.4.1 Access Ordering.....	17-1706
	17.4.2 Additional Engineering.....	17-1707
	17.4.3 Additional Labor.....	17-1708
	17.4.4 Miscellaneous Services.....	17-1710
	17.4.5 Special Federal Government Access Services.....	17-1724
	17.4.6 Special Facilities Routing of Access Services.....	17-1725
	17.4.7 Specialized Service or Arrangements.....	17-1726
	17.4.8 Public Packet Data Network.....	17-1727

(N)

(N)

Transmittal No. 190

**ACCESS SERVICE****TABLE OF CONTENTS (Cont'd)****Page No.**

17.	<b><u>RATES AND CHARGES - TDS Telecom Companies-Group D:</u></b>	
	Amelia Telephone Corporation d/b/a TDS Telecom	
	Arizona Telephone Company d/b/a TDS Telecom	
	Delta County Tele-Comm, Inc. d/b/a TDS Telecom	
	Leslie County Telephone Company d/b/a TDS Telecom	
	Midway Telephone Company, LLC d/b/a TDS Telecom	
	Riverside Telecom, LLC d/b/a TDS Telecom	
	Tipton Telephone Company, Inc. d/b/a TDS Telecom	
	Tri-County Telephone Company, Inc. d/b/a TDS Telecom	
	Union Telephone Company d/b/a TDS Telecom	
	Virginia Telephone Company d/b/a TDS Telecom	
	Waukegan Telephone Company, LLC d/b/a TDS Telecom	
	Wilton Telephone Company, Inc. d/b/a TDS Telecom.....	17-1742
17.1	<b><u>Common Line Access Service - TDS Telecom Companies-Group D.....</u></b>	17-1742
	17.1.1 End User Access Service.....	17-1742
	17.1.2 Federal Universal Service Charge (FUSC).....	17-1742
17.2	<b><u>Switched Access Service - TDS Telecom Companies-Group D.....</u></b>	17-1743
	17.2.1 Nonrecurring Charges.....	17-1743
	17.2.2 Local Transport.....	17-1744
	17.2.3 End Office.....	17-1780
	17.2.4 Reserved for Future Use .....	17-1792
	17.2.5 Assumed Minutes of Use.....	17-1793
17.3	<b><u>Special Access Service - TDS Telecom Companies-Group D.....</u></b>	17-1794
	17.3.1 Surcharge for Special Access Service .....	17-1794
	17.3.2 Metallic Service.....	17-1795
	17.3.3 Telegraph Grade Service .....	17-1796
	17.3.4 Voice Grade Service.....	17-1797
	17.3.5 Program Audio Service.....	17-1801
	17.3.6 Video Service .....	17-1803
	17.3.7 Digital Data Service.....	17-1804
	17.3.8 High Capacity Service .....	17-1806
	17.3.9 Individual Case Filings .....	17-1809
	17.3.10 Synchronous Optical Channel Service .....	17-1810
17.4	<b><u>Other Services - TDS Telecom Companies-Group D.....</u></b>	17-1812
	17.4.1 Access Ordering.....	17-1812
	17.4.2 Additional Engineering.....	17-1813
	17.4.3 Additional Labor.....	17-1814
	17.4.4 Miscellaneous Services.....	17-1816
	17.4.5 Special Federal Government Access Services.....	17-1833
	17.4.6 Special Facilities Routing of Access Services.....	17-1834
	17.4.7 Specialized Service or Arrangements.....	17-1835
	17.4.8 Public Packet Data Network.....	17-1836

Transmittal No. 190

(N)

(N)

**ACCESS SERVICE****TABLE OF CONTENTS (Cont'd)**

	<b><u>Page No.</u></b>
17. <b><u>RATES AND CHARGES</u></b> – Hancock Rural Telephone Corporation, Inc. d/b/a NineStar Connect .....	17-1851
17.1 <b><u>Common Line Access Service</u></b> - Hancock Rural Telephone Corporation, Inc. d/b/a NineStar Connect.....	17-1851
17.1.1 End User Access Service .....	17-1851
17.1.2 Federal Universal Service Charge (FUSC).....	17-1851
17.2 <b><u>Switched Access Service</u></b> - Hancock Rural Telephone Corporation, Inc. d/b/a NineStar Connect.....	17-1852
17.2.1 Nonrecurring Charges.....	17-1852
17.2.2 Local Transport.....	17-1853
17.2.3 End Office.....	17-1857
17.2.4 Reserved for Future Use .....	17-1858
17.2.5 Assumed Minutes of Use.....	17-1859
17.3 <b><u>Special Access Service</u></b> - Hancock Rural Telephone Corporation, Inc. d/b/a NineStar Connect .....	17-1860
17.3.1 Surcharge for Special Access Service .....	17-1860
17.3.2 Metallic Service .....	17-1861
17.3.3 Telegraph Service .....	17-1862
17.3.4 Voice Grade Service.....	17-1863
17.3.5 Program Audio Service.....	17-1867
17.3.6 Video Service .....	17-1869
17.3.7 Digital Data Service.....	17-1870
17.3.8 High Capacity Service .....	17-1872
17.3.9 Individual Case Filings .....	17-1875
17.3.10 Synchronous Optical Channel Service .....	17-1876
17.4 <b><u>Other Services</u></b> - Hancock Rural Telephone Corporation, Inc. d/b/a NineStar Connect .....	17-1878
17.4.1 Access Ordering.....	17-1878
17.4.2 Additional Engineering.....	17-1879
17.4.3 Additional Labor.....	17-1880
17.4.4 Miscellaneous Services.....	17-1882
17.4.5 Special Federal Government Access Services.....	17-1888
17.4.6 Special Facilities Routing of Access Services.....	17-1889
17.4.7 Specialized Service or Arrangements.....	17-1890
17.4.8 Public Packet Data Network.....	17-1891

(N)

(N)

Transmittal No. 197

Issued: June 16, 2016

Effective: July 1, 2016

President  
7852 Walker Drive, Greenbelt, Maryland 20770

**ACCESS SERVICE****TABLE OF CONTENTS (Cont'd)**

	<b><u>Page No.</u></b>
17. <b><u>RATES AND CHARGES</u></b> – Piedmont Rural Telephone Cooperative, Inc.....	17-1912
17.1 <b><u>Common Line Access Service</u></b> - Piedmont Rural Telephone Cooperative, Inc.....	17-1912
17.1.1 End User Access Service.....	17-1912
17.1.2 Federal Universal Service Charge (FUSC).....	17-1912
17.2 <b><u>Switched Access Service</u></b> - Piedmont Rural Telephone Cooperative, Inc. ....	17-1913
17.2.1 Nonrecurring Charges.....	17-1913
17.2.2 Local Transport.....	17-1914
17.2.3 End Office.....	17-1918
17.2.4 Reserved for Future Use .....	17-1919
17.2.5 Assumed Minutes of Use.....	17-1920
17.3 <b><u>Special Access Service</u></b> - Piedmont Rural Telephone Cooperative, Inc. ....	17-1921
17.3.1 Surcharge for Special Access Service .....	17-1921
17.3.2 Metallic Service.....	17-1922
17.3.3 Telegraph Service.....	17-1923
17.3.4 Voice Grade Service.....	17-1924
17.3.5 Program Audio Service.....	17-1928
17.3.6 Video Service .....	17-1930
17.3.7 Digital Data Service.....	17-1931
17.3.8 High Capacity Service .....	17-1933
17.3.9 Individual Case Filings .....	17-1936
17.3.10 Synchronous Optical Channel Service .....	17-1937
17.4 <b><u>Other Services</u></b> - Piedmont Rural Telephone Cooperative, Inc.....	17-1939
17.4.1 Access Ordering.....	17-1939
17.4.2 Additional Engineering.....	17-1940
17.4.3 Additional Labor.....	17-1941
17.4.4 Miscellaneous Services.....	17-1943
17.4.5 Special Federal Government Access Services.....	17-1949
17.4.6 Special Facilities Routing of Access Services.....	17-1950
17.4.7 Specialized Service or Arrangements.....	17-1951
17.4.8 Public Packet Data Network.....	17-1952

(N)

(N)

Transmittal No. 197

**ACCESS SERVICE****TABLE OF CONTENTS (Cont'd)**

	<b><u>Page No.</u></b>
17. <b><u>RATES AND CHARGES</u></b> – Ringgold Telephone Company .....	17-1972
17.1 <b><u>Common Line Access Service</u></b> - Ringgold Telephone Company .....	17-1972
17.1.1 End User Access Service .....	17-1972
17.1.2 Federal Universal Service Charge (FUSC).....	17-1972
17.2 <b><u>Switched Access Service</u></b> - Ringgold Telephone Company.....	17-1973
17.2.1 Nonrecurring Charges.....	17-1973
17.2.2 Local Transport.....	17-1974
17.2.3 End Office.....	17-1977
17.2.4 Reserved for Future Use .....	17-1978
17.2.5 Assumed Minutes of Use.....	17-1979
17.3 <b><u>Special Access Service</u></b> - Ringgold Telephone Company.....	17-1980
17.3.1 Surcharge for Special Access Service .....	17-1980
17.3.2 Metallic Service .....	17-1981
17.3.3 Telegraph Service .....	17-1982
17.3.4 Voice Grade Service.....	17-1983
17.3.5 Program Audio Service.....	17-1987
17.3.6 Video Service .....	17-1989
17.3.7 Digital Data Service.....	17-1990
17.3.8 High Capacity Service .....	17-1992
17.3.9 Individual Case Filings .....	17-1995
17.3.10 Synchronous Optical Channel Service .....	17-1996
17.4 <b><u>Other Services</u></b> - Ringgold Telephone Company .....	17-1998
17.4.1 Access Ordering.....	17-1998
17.4.2 Additional Engineering.....	17-1999
17.4.3 Additional Labor.....	17-2000
17.4.4 Miscellaneous Services.....	17-2002
17.4.5 Special Federal Government Access Services.....	17-2008
17.4.6 Special Facilities Routing of Access Services.....	17-2009
17.4.7 Specialized Service or Arrangements.....	17-2010
17.4.8 Public Packet Data Network.....	17-2011

(N)

(N)

Transmittal No. 197

**ACCESS SERVICE****TABLE OF CONTENTS (Cont'd)**

	<b><u>Page No.</u></b>
17. <b><u>RATES AND CHARGES</u></b> – Star Telephone Membership Corp.....	17-2032
17.1 <b><u>Common Line Access Service</u></b> - Star Telephone Membership Corp. ....	17-2032
17.1.1 End User Access Service .....	17-2032
17.1.2 Federal Universal Service Charge (FUSC).....	17-2032
17.2 <b><u>Switched Access Service</u></b> - Star Telephone Membership Corp. ....	17-2033
17.2.1 Nonrecurring Charges.....	17-2033
17.2.2 Local Transport.....	17-2035
17.2.3 End Office.....	17-2038
17.2.4 Reserved for Future Use .....	17-2039
17.2.5 Assumed Minutes of Use.....	17-2040
17.3 <b><u>Special Access Service</u></b> - Star Telephone Membership Corp. ....	17-2041
17.3.1 Surcharge for Special Access Service .....	17-2041
17.3.2 Metallic Service .....	17-2042
17.3.3 Telegraph Service .....	17-2043
17.3.4 Voice Grade Service.....	17-2044
17.3.5 Program Audio Service.....	17-2048
17.3.6 Video Service .....	17-2050
17.3.7 Digital Data Service.....	17-2051
17.3.8 High Capacity Service .....	17-2053
17.3.9 Individual Case Filings .....	17-2056
17.3.10 Synchronous Optical Channel Service .....	17-2057
17.4 <b><u>Other Services</u></b> - Star Telephone Membership Corp.....	17-2059
17.4.1 Access Ordering.....	17-2059
17.4.2 Additional Engineering.....	17-2060
17.4.3 Additional Labor.....	17-2061
17.4.4 Miscellaneous Services.....	17-2063
17.4.5 Special Federal Government Access Services.....	17-2069
17.4.6 Special Facilities Routing of Access Services.....	17-2070
17.4.7 Specialized Service or Arrangements .....	17-2071
17.4.8 Public Packet Data Network.....	17-2072

(N)

(N)

Transmittal No. 197



**ACCESS SERVICE****TABLE OF CONTENTS (Cont'd)**

	<b><u>Page No.</u></b>
17. <b><u>RATES AND CHARGES</u></b> – Winnebago Cooperative Telecom Association.....	17-2087
17.1 <b><u>Common Line Access Service</u></b> - Winnebago Cooperative Telecom Association.....	17-2087
17.1.1 End User Access Service .....	17-2087
17.1.2 Federal Universal Service Charge (FUSC).....	17-2087
17.2 <b><u>Switched Access Service</u></b> - Winnebago Cooperative Telecom Association .....	17-2088
17.2.1 Nonrecurring Charges.....	17-2088
17.2.2 Local Transport.....	17-2089
17.2.3 End Office.....	17-2095
17.2.4 Reserved for Future Use .....	17-2097
17.2.5 Assumed Minutes of Use.....	17-2098
17.3 <b><u>Special Access Service</u></b> - Winnebago Cooperative Telecom Association .....	17-2099
17.3.1 Surcharge for Special Access Service .....	17-2099
17.3.2 Metallic Service .....	17-2100
17.3.3 Telegraph Service .....	17-2101
17.3.4 Voice Grade Service.....	17-2102
17.3.5 Program Audio Service.....	17-2106
17.3.6 Video Service .....	17-2108
17.3.7 Digital Data Service.....	17-2119
17.3.8 High Capacity Service .....	17-2111
17.3.9 Individual Case Filings .....	17-2114
17.3.10 Synchronous Optical Channel Service .....	17-2115
17.4 <b><u>Other Services</u></b> - Winnebago Cooperative Telecom Association .....	17-2117
17.4.1 Access Ordering.....	17-2117
17.4.2 Additional Engineering.....	17-2118
17.4.3 Additional Labor.....	17-2119
17.4.4 Miscellaneous Services.....	17-2121
17.4.5 Special Federal Government Access Services.....	17-2128
17.4.6 Special Facilities Routing of Access Services.....	17-2129
17.4.7 Specialized Service or Arrangements.....	17-2130
17.4.8 Public Packet Data Network.....	17-2131

(N)

(N)

Transmittal No. 197

**ACCESS SERVICE****TABLE OF CONTENTS (Cont'd)**

	<b><u>Page No.</u></b>
17. <b><u>RATES AND CHARGES</u></b> – Totah Communications, Inc. ....	17-2152
17.1 <b><u>Common Line Access Service</u></b> – Totah Communications, Inc. ....	17-2152
17.1.1 End User Access Service .....	17-2152
17.1.2 Federal Universal Service Charge (FUSC).....	17-2152
17.2 <b><u>Switched Access Service</u></b> - Totah Communications, Inc. ....	17-2153
17.2.1 Nonrecurring Charges.....	17-2153
17.2.2 Local Transport.....	17-2154
17.2.3 End Office.....	17-2160
17.2.4 Reserved for Future Use .....	17-2162
17.2.5 Assumed Minutes of Use.....	17-2163
17.3 <b><u>Special Access Service</u></b> - Totah Communications, Inc. ....	17-2164
17.3.1 Surcharge for Special Access Service .....	17-2164
17.3.2 Metallic Service .....	17-2165
17.3.3 Telegraph Service .....	17-2166
17.3.4 Voice Grade Service.....	17-2167
17.3.5 Program Audio Service.....	17-2171
17.3.6 Video Service .....	17-2173
17.3.7 Digital Data Service.....	17-2174
17.3.8 High Capacity Service .....	17-2176
17.3.9 Individual Case Filings .....	17-2179
17.3.10 Synchronous Optical Channel Service .....	17-2180
17.4 <b><u>Other Services</u></b> - Totah Communications, Inc. ....	17-2182
17.4.1 Access Ordering.....	17-2182
17.4.2 Additional Engineering.....	17-2183
17.4.3 Additional Labor.....	17-2184
17.4.4 Miscellaneous Services.....	17-2186
17.4.5 Special Federal Government Access Services.....	17-2193
17.4.6 Special Facilities Routing of Access Services.....	17-2194
17.4.7 Specialized Service or Arrangements .....	17-2195
17.4.8 Public Packet Data Network.....	17-2196

(N)

(N)

Transmittal No. 197

Issued: June 16, 2016

Effective: July 1, 2016

President  
7852 Walker Drive, Greenbelt, Maryland 20770

**ACCESS SERVICE****TABLE OF CONTENTS (Cont'd)**

	<b><u>Page No.</u></b>
17. <u>RATES AND CHARGES</u> – Pine Telephone Company .....	17-2217
17.1 <u>Common Line Access Service</u> – Pine Telephone Company .....	17-2217
17.1.1 End User Access Service .....	17-2217
17.1.2 Federal Universal Service Charge (FUSC).....	17-2217
17.2 <u>Switched Access Service</u> - Pine Telephone Company .....	17-2218
17.2.1 Nonrecurring Charges.....	17-2218
17.2.2 Local Transport.....	17-2219
17.2.3 End Office.....	17-2222
17.2.4 Reserved for Future Use .....	17-2223
17.2.5 Assumed Minutes of Use.....	17-2224
17.3 <u>Special Access Service</u> - Pine Telephone Company .....	17-2225
17.3.1 Surcharge for Special Access Service .....	17-2225
17.3.2 Metallic Service .....	17-2226
17.3.3 Telegraph Service .....	17-2227
17.3.4 Voice Grade Service.....	17-2228
17.3.5 Program Audio Service.....	17-2232
17.3.6 Video Service .....	17-2234
17.3.7 Digital Data Service.....	17-2235
17.3.8 High Capacity Service .....	17-2237
17.3.9 Individual Case Filings .....	17-2240
17.3.10 Synchronous Optical Channel Service .....	17-2241
17.4 <u>Other Services</u> - Pine Telephone Company .....	17-2243
17.4.1 Access Ordering.....	17-2243
17.4.2 Additional Engineering.....	17-2244
17.4.3 Additional Labor.....	17-2245
17.4.4 Miscellaneous Services.....	17-2247
17.4.5 Special Federal Government Access Services.....	17-2253
17.4.6 Special Facilities Routing of Access Services.....	17-2254
17.4.7 Specialized Service or Arrangements .....	17-2255
17.4.8 Public Packet Data Network.....	17-2256

(N)

(N)

Transmittal No. 197

**ACCESS SERVICE****TABLE OF CONTENTS (Cont'd)**

	<b><u>Page No.</u></b>
17. <u>RATES AND CHARGES</u> – Moundridge Telephone Company .....	17-2277
17.1 <u>Common Line Access Service</u> – Moundridge Telephone Company .....	17-2277
17.1.1 End User Access Service .....	17-2277
17.1.2 Federal Universal Service Charge (FUSC).....	17-2277
17.2 <u>Switched Access Service</u> - Moundridge Telephone Company .....	17-2278
17.2.1 Nonrecurring Charges.....	17-2278
17.2.2 Local Transport.....	17-2279
17.2.3 End Office.....	17-2282
17.2.4 Reserved for Future Use .....	17-2283
17.2.5 Assumed Minutes of Use.....	17-2284
17.3 <u>Special Access Service</u> - Moundridge Telephone Company .....	17-2285
17.3.1 Surcharge for Special Access Service .....	17-2285
17.3.2 Metallic Service .....	17-2285
17.3.3 Telegraph Service .....	17-2287
17.3.4 Voice Grade Service .....	17-2288
17.3.5 Program Audio Service.....	17-2292
17.3.6 Video Service .....	17-2294
17.3.7 Digital Data Service.....	17-2295
17.3.8 High Capacity Service .....	17-2297
17.3.9 Individual Case Filings .....	17-2300
17.3.10 Synchronous Optical Channel Service .....	17-2301
17.4 <u>Other Services</u> - Moundridge Telephone Company .....	17-2303
17.4.1 Access Ordering.....	17-2303
17.4.2 Additional Engineering.....	17-2304
17.4.3 Additional Labor.....	17-2305
17.4.4 Miscellaneous Services.....	17-2307
17.4.5 Special Federal Government Access Services.....	17-2313
17.4.6 Special Facilities Routing of Access Services.....	17-2314
17.4.7 Specialized Service or Arrangements .....	17-2315
17.4.8 Public Packet Data Network.....	17-2316

(N)

(N)

Transmittal No. 197

**ACCESS SERVICE****TABLE OF CONTENTS (Cont'd)**

	<b><u>Page No.</u></b>
17. <b><u>RATES AND CHARGES</u></b> – The Pioneer Telephone Association, Inc. d/b/a Pioneer Communications .....	17-2337
17.1 <b><u>Common Line Access Service</u></b> – The Pioneer Telephone Association, Inc. d/b/a Pioneer Communications .....	17-2337
17.1.1 End User Access Service .....	17-2337
17.1.2 Federal Universal Service Charge (FUSC).....	17-2337
17.2 <b><u>Switched Access Service</u></b> - The Pioneer Telephone Association, Inc. d/b/a Pioneer Communications .....	17-2338
17.2.1 Nonrecurring Charges.....	17-2338
17.2.2 Local Transport.....	17-2339
17.2.3 End Office.....	17-2342
17.2.4 Reserved for Future Use .....	17-2343
17.2.5 Assumed Minutes of Use.....	17-2344
17.3 <b><u>Special Access Service</u></b> - The Pioneer Telephone Association, Inc. d/b/a Pioneer Communications .....	17-2345
17.3.1 Surcharge for Special Access Service .....	17-2345
17.3.2 Metallic Service .....	17-2346
17.3.3 Telegraph Service .....	17-2347
17.3.4 Voice Grade Service .....	17-2348
17.3.5 Program Audio Service.....	17-2352
17.3.6 Video Service .....	17-2354
17.3.7 Digital Data Service.....	17-2355
17.3.8 High Capacity Service .....	17-2357
17.3.9 Individual Case Filings .....	17-2360
17.3.10 Synchronous Optical Channel Service .....	17-2361
17.4 <b><u>Other Services</u></b> - The Pioneer Telephone Association, Inc. d/b/a Pioneer Communications .....	17-2363
17.4.1 Access Ordering.....	17-2363
17.4.2 Additional Engineering.....	17-2364
17.4.3 Additional Labor.....	17-2365
17.4.4 Miscellaneous Services.....	17-2367
17.4.5 Special Federal Government Access Services.....	17-2373
17.4.6 Special Facilities Routing of Access Services.....	17-2374
17.4.7 Specialized Service or Arrangements.....	17-2375
17.4.8 Public Packet Data Network .....	17-2376

(N)

(N)

Transmittal No. 197

Issued: June 16, 2016

Effective: July 1, 2016

President  
7852 Walker Drive, Greenbelt, Maryland 20770

**ACCESS SERVICE****TABLE OF CONTENTS (Cont'd)**

	<b><u>Page No.</u></b>
17. <b><u>RATES AND CHARGES</u></b> – Heartland Telecommunications Company of Iowa d/b/a Premier Communciations.....	17-2396
17.1 <b><u>Common Line Access Service</u></b> – Heartland Telecommunications Company of Iowa d/b/a Premier Communciations .....	17-2396
17.1.1 End User Access Service .....	17-2396
17.1.2 Federal Universal Service Charge (FUSC).....	17-2396
17.2 <b><u>Switched Access Service</u></b> - Heartland Telecommunications Company of Iowa d/b/a Premier Communciations.....	17-2397
17.2.1 Nonrecurring Charges.....	17-2397
17.2.2 Local Transport.....	17-2398
17.2.3 End Office.....	17-2400
17.2.4 Reserved for Future Use .....	17-2401
17.2.5 Assumed Minutes of Use.....	17-2402
17.3 <b><u>Special Access Service</u></b> - Heartland Telecommunications Company of Iowa d/b/a Premier Communciations.....	17-2403
17.3.1 Surcharge for Special Access Service .....	17-2403
17.3.2 Reserved for Future Use .....	17-2404
17.3.3 Reserved for Future Use .....	17-2405
17.3.4 Voice Grade Service.....	17-2406
17.3.5 Reserved for Future Use .....	17-2409
17.3.6 Reserved for Future Use .....	17-2410
17.3.7 Digital Data Service.....	17-2411
17.3.8 High Capacity Service .....	17-2413
17.3.9 Individual Case Filings .....	17-2415
17.3.10 Synchronous Optical Channel Service .....	17-2416
17.4 <b><u>Other Services</u></b> - Heartland Telecommunications Company of Iowa d/b/a Premier Communciations .....	17-2418
17.4.1 Access Ordering.....	17-2418
17.4.2 Additional Engineering.....	17-2419
17.4.3 Additional Labor.....	17-2420
17.4.4 Miscellaneous Services.....	17-2422
17.4.5 Special Federal Government Access Services.....	17-2426
17.4.6 Special Facilities Routing of Access Services.....	17-2427
17.4.7 Specialized Service or Arrangements.....	17-2428

(N)

(N)

Transmittal No. 201

Issued: October 17, 2016

Effective: November 1, 2016

President  
7852 Walker Drive, Greenbelt, Maryland 20770

**ACCESS SERVICE****TABLE OF CONTENTS (Cont'd)**

	<b><u>Page No.</u></b>
17. <b><u>RATES AND CHARGES</u></b> – Winnebago Cooperative Telecom Association-LB .....	17-2429
17.1 <b><u>Common Line Access Service</u></b> – Winnebago Cooperative Telecom Association-LB...	17-2429
17.1.1 End User Access Service .....	17-2429
17.1.2 Federal Universal Service Charge (FUSC).....	17-2429
17.2 <b><u>Switched Access Service</u></b> - Winnebago Cooperative Telecom Association-LB.....	17-2430
17.2.1 Nonrecurring Charges.....	17-2430
17.2.2 Local Transport.....	17-2431
17.2.3 End Office.....	17-2433
17.2.4 Reserved for Future Use .....	17-2434
17.2.5 Assumed Minutes of Use.....	17-2435
17.3 <b><u>Special Access Service</u></b> - Winnebago Cooperative Telecom Association-LB.....	17-2436
17.3.1 Surcharge for Special Access Service .....	17-2436
17.3.2 Reserved for Future Use .....	17-2437
17.3.3 Reserved for Future Use .....	17-2438
17.3.4 Voice Grade Service.....	17-2439
17.3.5 Reserved for Future Use .....	17-2442
17.3.6 Reserved for Future Use .....	17-2443
17.3.7 Digital Data Service.....	17-2444
17.3.8 High Capacity Service .....	17-2446
17.3.9 Individual Case Filings .....	17-2448
17.3.10 Synchronous Optical Channel Service .....	17-2449
17.4 <b><u>Other Services</u></b> - Winnebago Cooperative Telecom Association-LB .....	17-2451
17.4.1 Access Ordering.....	17-2451
17.4.2 Additional Engineering.....	17-2452
17.4.3 Additional Labor.....	17-2453
17.4.4 Miscellaneous Services.....	17-2455
17.4.5 Special Federal Government Access Services.....	17-2459
17.4.6 Special Facilities Routing of Access Services.....	17-2460
17.4.7 Specialized Service or Arrangements .....	17-2461

(N)

(N)

Transmittal No. 201

## ACCESS SERVICE

**TABLE OF CONTENTS** (Cont'd)

	<b><u>Page No.</u></b>
17. <u>COMMON LINE RATES AND CHARGES</u> – Alternative Connect America	
Model Carriers .....	17-2462
17.1 <u>Mt. Horeb Telephone Company</u> .....	17-2467
17.1 <u>Home Telephone ILEC, LLC d/b/a Home Telecom</u> .....	17-2468
17.1 <u>Smart City Telecommunications d/b/a Smart City Telecom</u> .....	17-2469
17.1 <u>Etex Telephone Cooperative, Inc.</u> .....	17-2470
17.1 <u>Dalton Telephone Company</u> .....	17-2471
17.1 <u>Elsie Communications, Inc.</u> .....	17-2472
17.1 <u>S&amp;A Telephone Company, Inc.</u> .....	17-2473
17.1 <u>Otelco, Inc. Carriers</u> .....	17-2474
17.1 <u>TDS Telecom Carriers</u> .....	17-2475
17.1 <u>Blackfoot Telephone Cooperative, Inc.</u> .....	17-2481
17.1 <u>ComSouth Telecommunications, Inc.</u> .....	17-2482
17.1 <u>Consolidated Telco, Inc.</u> .....	17-2483
17.1 <u>Consolidated Telecom, Inc.</u> .....	17-2484
17.1 <u>Consolidated Telephone Company</u> .....	17-2485
17.1 <u>Curtis Telephone Company</u> .....	17-2486
17.1 <u>Cross Tel. Co.</u> .....	17-2487
17.1 <u>Fail, Inc. Carriers</u> .....	17-2488
17.1 <u>Fremont Telcom Co.</u> .....	17-2489
17.1 <u>Highland Telephone Cooperative</u> .....	17-2490
17.1 <u>Industry Telephone Company</u> .....	17-2491
17.1 <u>Mark Twain Rural Telephone Company</u> .....	17-2492
17.1 <u>Mid-Plains Rural Tel. Coop., Inc.</u> .....	17-2493

(N)

(N)

Transmittal No. 208



**ACCESS SERVICE****TABLE OF CONTENTS (Cont'd)**

	<b><u>Page No.</u></b>
17. <b><u>RATES AND CHARGES</u></b> – Arkwest Communications, Inc.....	17-2494
17.1 <b><u>Common Line Access Service</u></b> – Arkwest Communications, Inc. ....	17-2494
17.1.1 End User Access Service .....	17-2494
17.1.2 Federal Universal Service Charge (FUSC).....	17-2494
17.2 <b><u>Switched Access Service</u></b> - Arkwest Communications, Inc. ....	17-2495
17.2.1 Nonrecurring Charges.....	17-2495
17.2.2 Local Transport.....	17-2496
17.2.3 End Office.....	17-2500
17.2.4 Reserved for Future Use .....	17-2501
17.2.5 Assumed Minutes of Use.....	17-2502
17.3 <b><u>Special Access Service</u></b> - Arkwest Communications, Inc. ....	17-2503
17.3.1 Surcharge for Special Access Service .....	17-2503
17.3.2 Metallic Service .....	17-2504
17.3.3 Telegraph Service .....	17-2505
17.3.4 Voice Grade Service .....	17-2506
17.3.5 Program Audio Service.....	17-2510
17.3.6 Video Service .....	17-2512
17.3.7 Digital Data Service .....	17-2513
17.3.8 High Capacity Service .....	17-2515
17.3.9 Individual Case Filings .....	17-2518
17.3.10 Synchronous Optical Channel Service .....	17-2519
17.4 <b><u>Other Services</u></b> - Arkwest Communications, Inc.....	17-2521
17.4.1 Access Ordering.....	17-2521
17.4.2 Additional Engineering.....	17-2522
17.4.3 Additional Labor.....	17-2523
17.4.4 Miscellaneous Services.....	17-2525
17.4.5 Special Federal Government Access Services.....	17-2531
17.4.6 Special Facilities Routing of Access Services.....	17-2532
17.4.7 Specialized Service or Arrangements .....	17-2533
17.4.8 Public Packet Data Network.....	17-2534

(N)

(N)

Transmittal No. 208

**ACCESS SERVICE****TABLE OF CONTENTS (Cont'd)**

	<b><u>Page No.</u></b>
17. <b><u>RATES AND CHARGES</u></b> – Blackfoot Telephone Cooperative. ....	17-2552
17.1 <b><u>Common Line Access Service</u></b> – Blackfoot Telephone Cooperative.....	17-2552
17.1.1 End User Access Service .....	17-2552
17.1.2 Federal Universal Service Charge (FUSC).....	17-2552
17.2 <b><u>Switched Access Service</u></b> - Blackfoot Telephone Cooperative.....	17-2553
17.2.1 Nonrecurring Charges.....	17-2553
17.2.2 Local Transport.....	17-2554
17.2.3 End Office.....	17-2562
17.2.4 Reserved for Future Use .....	17-2564
17.2.5 Assumed Minutes of Use.....	17-2565
17.3 <b><u>Special Access Service</u></b> - Blackfoot Telephone Cooperative.....	17-2566
17.3.1 Surcharge for Special Access Service .....	17-2566
17.3.2 Metallic Service .....	17-2566
17.3.3 Telegraph Service .....	17-2568
17.3.4 Voice Grade Service .....	17-2569
17.3.5 Program Audio Service.....	17-2573
17.3.6 Video Service .....	17-2575
17.3.7 Digital Data Service .....	17-2576
17.3.8 High Capacity Service .....	17-2578
17.3.9 Individual Case Filings .....	17-2581
17.3.10 Synchronous Optical Channel Service .....	17-2582
17.4 <b><u>Other Services</u></b> - Blackfoot Telephone Cooperative. ....	17-2584
17.4.1 Access Ordering.....	17-2584
17.4.2 Additional Engineering.....	17-2585
17.4.3 Additional Labor.....	17-2586
17.4.4 Miscellaneous Services.....	17-2588
17.4.5 Special Federal Government Access Services.....	17-2595
17.4.6 Special Facilities Routing of Access Services.....	17-2596
17.4.7 Specialized Service or Arrangements .....	17-2597
17.4.8 Public Packet Data Network.....	17-2598

(N)

(N)

Transmittal No. 208

**ACCESS SERVICE****TABLE OF CONTENTS (Cont'd)**

	<b><u>Page No.</u></b>
17. <b><u>RATES AND CHARGES</u></b> – Chazy & Westport Telephone Corporation .....	17-2616
17.1 <b><u>Common Line Access Service</u></b> – Chazy & Westport Telephone Corporation..	17-2616
17.1.1 End User Access Service .....	17-2616
17.1.2 Federal Universal Service Charge (FUSC).....	17-2616
17.2 <b><u>Switched Access Service</u></b> - Chazy & Westport Telephone Corporation.....	17-2617
17.2.1 Nonrecurring Charges.....	17-2617
17.2.2 Local Transport.....	17-2618
17.2.3 End Office.....	17-2622
17.2.4 Reserved for Future Use .....	17-2623
17.2.5 Assumed Minutes of Use.....	17-2624
17.3 <b><u>Special Access Service</u></b> - Chazy & Westport Telephone Corporation.....	17-2625
17.3.1 Surcharge for Special Access Service .....	17-2625
17.3.2 Metallic Service .....	17-2626
17.3.3 Telegraph Service .....	17-2627
17.3.4 Voice Grade Service .....	17-2628
17.3.5 Program Audio Service.....	17-2632
17.3.6 Video Service .....	17-2634
17.3.7 Digital Data Service .....	17-2635
17.3.8 High Capacity Service .....	17-2637
17.3.9 Individual Case Filings .....	17-2640
17.3.10 Synchronous Optical Channel Service .....	17-2641
17.4 <b><u>Other Services</u></b> - Chazy & Westport Telephone Corporation .....	17-2643
17.4.1 Access Ordering.....	17-2643
17.4.2 Additional Engineering.....	17-2644
17.4.3 Additional Labor.....	17-2645
17.4.4 Miscellaneous Services.....	17-2647
17.4.5 Special Federal Government Access Services.....	17-2653
17.4.6 Special Facilities Routing of Access Services.....	17-2654
17.4.7 Specialized Service or Arrangements .....	17-2655
17.4.8 Public Packet Data Network.....	17-2656

(N)

(N)

Transmittal No. 208

**ACCESS SERVICE****TABLE OF CONTENTS (Cont'd)**

	<b><u>Page No.</u></b>
17. <b><u>RATES AND CHARGES</u></b> – ComSouth Telecommunications, Inc. ....	17-2674
17.1 <b><u>Common Line Access Service</u></b> – ComSouth Telecommunications, Inc. ....	17-2674
17.1.1 End User Access Service .....	17-2674
17.1.2 Federal Universal Service Charge (FUSC).....	17-2674
17.2 <b><u>Switched Access Service</u></b> - ComSouth Telecommunications, Inc. ....	17-2675
17.2.1 Nonrecurring Charges.....	17-2675
17.2.2 Local Transport.....	17-2676
17.2.3 End Office.....	17-2680
17.2.4 Reserved for Future Use .....	17-2681
17.2.5 Assumed Minutes of Use.....	17-2682
17.3 <b><u>Special Access Service</u></b> - ComSouth Telecommunications, Inc. ....	17-2683
17.3.1 Surcharge for Special Access Service .....	17-2683
17.3.2 Metallic Service .....	17-2684
17.3.3 Telegraph Service .....	17-2685
17.3.4 Voice Grade Service .....	17-2686
17.3.5 Program Audio Service.....	17-2690
17.3.6 Video Service .....	17-2692
17.3.7 Digital Data Service .....	17-2693
17.3.8 High Capacity Service .....	17-2695
17.3.9 Individual Case Filings .....	17-2698
17.3.10 Synchronous Optical Channel Service .....	17-2699
17.4 <b><u>Other Services</u></b> - ComSouth Telecommunications, Inc.....	17-2701
17.4.1 Access Ordering.....	17-2701
17.4.2 Additional Engineering.....	17-2702
17.4.3 Additional Labor.....	17-2703
17.4.4 Miscellaneous Services.....	17-2705
17.4.5 Special Federal Government Access Services.....	17-2711
17.4.6 Special Facilities Routing of Access Services.....	17-2712
17.4.7 Specialized Service or Arrangements .....	17-2713
17.4.8 Public Packet Data Network.....	17-2714

(N)

(N)

Transmittal No. 208

**ACCESS SERVICE****TABLE OF CONTENTS (Cont'd)**

	<b><u>Page No.</u></b>
17. <b><u>RATES AND CHARGES</u></b> – Consolidated Telecom, Inc. ....	17-2732
17.1 <b><u>Common Line Access Service</u></b> – Consolidated Telecom, Inc. ....	17-2732
17.1.1 End User Access Service .....	17-2732
17.1.2 Federal Universal Service Charge (FUSC).....	17-2732
17.2 <b><u>Switched Access Service</u></b> - Consolidated Telecom, Inc.....	17-2733
17.2.1 Nonrecurring Charges.....	17-2733
17.2.2 Local Transport.....	17-2734
17.2.3 End Office.....	17-2738
17.2.4 Reserved for Future Use .....	17-2739
17.2.5 Assumed Minutes of Use.....	17-2740
17.3 <b><u>Special Access Service</u></b> - Consolidated Telecom, Inc.....	17-2741
17.3.1 Surcharge for Special Access Service .....	17-2741
17.3.2 Metallic Service .....	17-2742
17.3.3 Telegraph Service .....	17-2743
17.3.4 Voice Grade Service .....	17-2744
17.3.5 Program Audio Service.....	17-2748
17.3.6 Video Service .....	17-2750
17.3.7 Digital Data Service .....	17-2751
17.3.8 High Capacity Service .....	17-2753
17.3.9 Individual Case Filings .....	17-2756
17.3.10 Synchronous Optical Channel Service .....	17-2757
17.4 <b><u>Other Services</u></b> - Consolidated Telecom, Inc. ....	17-2759
17.4.1 Access Ordering.....	17-2759
17.4.2 Additional Engineering.....	17-2760
17.4.3 Additional Labor.....	17-2761
17.4.4 Miscellaneous Services.....	17-2763
17.4.5 Special Federal Government Access Services.....	17-2769
17.4.6 Special Facilities Routing of Access Services.....	17-2770
17.4.7 Specialized Service or Arrangements .....	17-2771
17.4.8 Public Packet Data Network.....	17-2772

(N)

(N)

Transmittal No. 208

**ACCESS SERVICE****TABLE OF CONTENTS (Cont'd)**

	<b><u>Page No.</u></b>
17. <b><u>RATES AND CHARGES</u></b> – Consolidated Telephone Company .....	17-2787
17.1 <b><u>Common Line Access Service</u></b> – Consolidated Telephone Company .....	17-2787
17.1.1 End User Access Service .....	17-2787
17.1.2 Federal Universal Service Charge (FUSC).....	17-2787
17.2 <b><u>Switched Access Service</u></b> - Consolidated Telephone Company .....	17-2788
17.2.1 Nonrecurring Charges.....	17-2788
17.2.2 Local Transport.....	17-2789
17.2.3 End Office.....	17-2793
17.2.4 Reserved for Future Use .....	17-2794
17.2.5 Assumed Minutes of Use.....	17-2795
17.3 <b><u>Special Access Service</u></b> - Consolidated Telephone Company .....	17-2796
17.3.1 Surcharge for Special Access Service .....	17-2796
17.3.2 Metallic Service .....	17-2797
17.3.3 Telegraph Service .....	17-2798
17.3.4 Voice Grade Service .....	17-2799
17.3.5 Program Audio Service.....	17-2803
17.3.6 Video Service .....	17-2805
17.3.7 Digital Data Service .....	17-2806
17.3.8 High Capacity Service .....	17-2808
17.3.9 Individual Case Filings .....	17-2811
17.3.10 Synchronous Optical Channel Service .....	17-2812
17.4 <b><u>Other Services</u></b> - Consolidated Telephone Company .....	17-2814
17.4.1 Access Ordering.....	17-2814
17.4.2 Additional Engineering.....	17-2815
17.4.3 Additional Labor.....	17-2816
17.4.4 Miscellaneous Services.....	17-2818
17.4.5 Special Federal Government Access Services.....	17-2824
17.4.6 Special Facilities Routing of Access Services.....	17-2825
17.4.7 Specialized Service or Arrangements .....	17-2826
17.4.8 Public Packet Data Network.....	17-2827

(N)

(N)

Transmittal No. 208

**ACCESS SERVICE****TABLE OF CONTENTS (Cont'd)**

	<b><u>Page No.</u></b>
17. <b><u>RATES AND CHARGES</u></b> – Curtis Telephone Company .....	17-2842
17.1 <b><u>Common Line Access Service</u></b> – Curtis Telephone Company.....	17-2842
17.1.1 End User Access Service .....	17-2842
17.1.2 Federal Universal Service Charge (FUSC).....	17-2842
17.2 <b><u>Switched Access Service</u></b> - Curtis Telephone Company.....	17-2843
17.2.1 Nonrecurring Charges.....	17-2843
17.2.2 Local Transport.....	17-2844
17.2.3 End Office.....	17-2848
17.2.4 Reserved for Future Use .....	17-2849
17.2.5 Assumed Minutes of Use.....	17-2850
17.3 <b><u>Special Access Service</u></b> - Curtis Telephone Company.....	17-2851
17.3.1 Surcharge for Special Access Service .....	17-2851
17.3.2 Metallic Service .....	17-2852
17.3.3 Telegraph Service .....	17-2853
17.3.4 Voice Grade Service .....	17-2854
17.3.5 Program Audio Service.....	17-2858
17.3.6 Video Service .....	17-2860
17.3.7 Digital Data Service .....	17-2861
17.3.8 High Capacity Service .....	17-2863
17.3.9 Individual Case Filings .....	17-2866
17.3.10 Synchronous Optical Channel Service .....	17-2867
17.4 <b><u>Other Services</u></b> - Curtis Telephone Company .....	17-2869
17.4.1 Access Ordering.....	17-2869
17.4.2 Additional Engineering.....	17-2870
17.4.3 Additional Labor.....	17-2871
17.4.4 Miscellaneous Services.....	17-2873
17.4.5 Special Federal Government Access Services.....	17-2889
17.4.6 Special Facilities Routing of Access Services.....	17-2890
17.4.7 Specialized Service or Arrangements .....	17-2891
17.4.8 Public Packet Data Network.....	17-2892

(N)

(N)

Transmittal No. 208

**ACCESS SERVICE****TABLE OF CONTENTS (Cont'd)**

	<b><u>Page No.</u></b>
17. <b><u>RATES AND CHARGES</u></b> – Cross Tel. Co. ....	17-2897
17.1 <b><u>Common Line Access Service</u></b> – Cross Tel. Co.....	17-2897
17.1.1 End User Access Service .....	17-2897
17.1.2 Federal Universal Service Charge (FUSC).....	17-2897
17.2 <b><u>Switched Access Service</u></b> - Cross Tel. Co.....	17-2898
17.2.1 Nonrecurring Charges.....	17-2898
17.2.2 Local Transport.....	17-2899
17.2.3 End Office.....	17-2903
17.2.4 Reserved for Future Use .....	17-2904
17.2.5 Assumed Minutes of Use.....	17-2905
17.3 <b><u>Special Access Service</u></b> - Cross Tel. Co.....	17-2906
17.3.1 Surcharge for Special Access Service .....	17-2906
17.3.2 Metallic Service .....	17-2907
17.3.3 Telegraph Service .....	17-2908
17.3.4 Voice Grade Service .....	17-2909
17.3.5 Program Audio Service.....	17-2913
17.3.6 Video Service .....	17-2915
17.3.7 Digital Data Service .....	17-2916
17.3.8 High Capacity Service .....	17-2918
17.3.9 Individual Case Filings .....	17-2921
17.3.10 Synchronous Optical Channel Service .....	17-2922
17.4 <b><u>Other Services</u></b> - Cross Tel. Co. ....	17-2924
17.4.1 Access Ordering.....	17-2924
17.4.2 Additional Engineering.....	17-2925
17.4.3 Additional Labor.....	17-2926
17.4.4 Miscellaneous Services.....	17-2928
17.4.5 Special Federal Government Access Services.....	17-2934
17.4.6 Special Facilities Routing of Access Services.....	17-2935
17.4.7 Specialized Service or Arrangements .....	17-2936
17.4.8 Public Packet Data Network.....	17-2937

(N)

(N)

Transmittal No. 208



**ACCESS SERVICE****TABLE OF CONTENTS (Cont'd)**

	<b><u>Page No.</u></b>
17. <b><u>RATES AND CHARGES</u></b> – Eastex Telephone Cooperative, Inc. ....	17-2955
17.1 <b><u>Common Line Access Service</u></b> – Eastex Telephone Cooperative, Inc. ....	17-2955
17.1.1 End User Access Service .....	17-2955
17.1.2 Federal Universal Service Charge (FUSC).....	17-2955
17.2 <b><u>Switched Access Service</u></b> - Eastex Telephone Cooperative, Inc.....	17-2956
17.2.1 Nonrecurring Charges.....	17-2956
17.2.2 Local Transport.....	17-2957
17.2.3 End Office.....	17-2961
17.2.4 Reserved for Future Use .....	17-2962
17.2.5 Assumed Minutes of Use.....	17-2963
17.3 <b><u>Special Access Service</u></b> - Eastex Telephone Cooperative, Inc.....	17-2964
17.3.1 Surcharge for Special Access Service .....	17-2964
17.3.2 Metallic Service .....	17-2965
17.3.3 Telegraph Service .....	17-2966
17.3.4 Voice Grade Service.....	17-2967
17.3.5 Program Audio Service.....	17-2971
17.3.6 Video Service .....	17-2973
17.3.7 Digital Data Service.....	17-2974
17.3.8 High Capacity Service .....	17-2976
17.3.9 Individual Case Filings .....	17-2979
17.3.10 Synchronous Optical Channel Service .....	17-2980
17.4 <b><u>Other Services</u></b> - Eastex Telephone Cooperative, Inc. ....	17-2982
17.4.1 Access Ordering.....	17-2982
17.4.2 Additional Engineering.....	17-2983
17.4.3 Additional Labor.....	17-2984
17.4.4 Miscellaneous Services.....	17-2986
17.4.5 Special Federal Government Access Services.....	17-2992
17.4.6 Special Facilities Routing of Access Services.....	17-2993
17.4.7 Specialized Service or Arrangements .....	17-2994
17.4.8 Public Packet Data Network.....	17-2995

(N)

(N)

Transmittal No. 208

**ACCESS SERVICE****TABLE OF CONTENTS (Cont'd)**

	<b><u>Page No.</u></b>
17. <b><u>RATES AND CHARGES</u></b> – Fremont Telcom Co. ....	17-3013
17.1 <b><u>Common Line Access Service</u></b> – Fremont Telcom Co.....	17-3013
17.1.1 End User Access Service .....	17-3013
17.1.2 Federal Universal Service Charge (FUSC).....	17-3013
17.2 <b><u>Switched Access Service</u></b> - Fremont Telcom Co. ....	17-3014
17.2.1 Nonrecurring Charges.....	17-3014
17.2.2 Local Transport.....	17-3015
17.2.3 End Office.....	17-3019
17.2.4 Reserved for Future Use .....	17-3020
17.2.5 Assumed Minutes of Use.....	17-3021
17.3 <b><u>Special Access Service</u></b> - Fremont Telcom Co.....	17-3022
17.3.1 Surcharge for Special Access Service .....	17-3022
17.3.2 Metallic Service .....	17-3023
17.3.3 Telegraph Service .....	17-3024
17.3.4 Voice Grade Service .....	17-3025
17.3.5 Program Audio Service.....	17-3029
17.3.6 Video Service .....	17-3031
17.3.7 Digital Data Service .....	17-3032
17.3.8 High Capacity Service .....	17-3034
17.3.9 Individual Case Filings .....	17-3037
17.3.10 Synchronous Optical Channel Service .....	17-3038
17.4 <b><u>Other Services</u></b> - Fremont Telcom Co. ....	17-3040
17.4.1 Access Ordering.....	17-3040
17.4.2 Additional Engineering.....	17-3041
17.4.3 Additional Labor.....	17-3042
17.4.4 Miscellaneous Services.....	17-3044
17.4.5 Special Federal Government Access Services.....	17-3050
17.4.6 Special Facilities Routing of Access Services.....	17-3051
17.4.7 Specialized Service or Arrangements .....	17-3052
17.4.8 Public Packet Data Network.....	17-3053

(N)

(N)

Transmittal No. 208

**ACCESS SERVICE****TABLE OF CONTENTS (Cont'd)**

	<b><u>Page No.</u></b>	
17.	<b><u>RATES AND CHARGES</u></b> – Grand River Mutual Telephone Company-Iowa.....	17-3071 (N)
17.1	<b><u>Common Line Access Service</u></b> – Grand River Mutual Telephone Company-Iowa .....	17-3071
17.1.1	End User Access Service .....	17-3071
17.1.2	Federal Universal Service Charge (FUSC).....	17-3071
17.2	<b><u>Switched Access Service</u></b> - Grand River Mutual Telephone Company-Iowa...	17-3072
17.2.1	Nonrecurring Charges.....	17-3072
17.2.2	Local Transport.....	17-3074
17.2.3	End Office.....	17-3077
17.2.4	Reserved for Future Use .....	17-3078
17.2.5	Assumed Minutes of Use.....	17-3079
17.3	<b><u>Special Access Service</u></b> - Grand River Mutual Telephone Company-Iowa.....	17-3080
17.3.1	Surcharge for Special Access Service .....	17-3080
17.3.2	Metallic Service .....	17-3081
17.3.3	Telegraph Service .....	17-3082
17.3.4	Voice Grade Service .....	17-3083
17.3.5	Program Audio Service.....	17-3087
17.3.6	Video Service .....	17-3089
17.3.7	Digital Data Service.....	17-3090
17.3.8	High Capacity Service .....	17-3092
17.3.9	Individual Case Filings .....	17-3095
17.3.10	Synchronous Optical Channel Service .....	17-3096
17.4	<b><u>Other Services</u></b> - Grand River Mutual Telephone Company-Iowa .....	17-3098
17.4.1	Access Ordering.....	17-3098
17.4.2	Additional Engineering.....	17-3099
17.4.3	Additional Labor.....	17-3100
17.4.4	Miscellaneous Services.....	17-3102
17.4.5	Special Federal Government Access Services.....	17-3108
17.4.6	Special Facilities Routing of Access Services.....	17-3109
17.4.7	Specialized Service or Arrangements.....	17-3110
17.4.8	Public Packet Data Network .....	17-3111

(N)

Transmittal No. 208

Issued: June 16, 2017

Effective: July 1, 2017

President  
7852 Walker Drive, Greenbelt, Maryland 20770

**ACCESS SERVICE****TABLE OF CONTENTS (Cont'd)**

	<b><u>Page No.</u></b>
17. <b><u>RATES AND CHARGES</u></b> – Grand River Mutual Telephone Company-Missouri .....	17-3129
17.1 <b><u>Common Line Access Service</u></b> – Grand River Mutual Telephone Company-Missouri .....	17-3129
17.1.1 End User Access Service .....	17-3129
17.1.2 Federal Universal Service Charge (FUSC).....	17-3129
17.2 <b><u>Switched Access Service</u></b> – Grand River Mutual Telephone Company-Missouri .....	17-3130
17.2.1 Nonrecurring Charges.....	17-3031
17.2.2 Local Transport.....	17-3132
17.2.3 End Office.....	17-3135
17.2.4 Reserved for Future Use .....	17-3136
17.2.5 Assumed Minutes of Use.....	17-3137
17.3 <b><u>Special Access Service</u></b> - Grand River Mutual Telephone Company-Missouri	17-3138
17.3.1 Surcharge for Special Access Service .....	17-3138
17.3.2 Metallic Service .....	17-3139
17.3.3 Telegraph Service .....	17-3140
17.3.4 Voice Grade Service.....	17-3141
17.3.5 Program Audio Service.....	17-3145
17.3.6 Video Service .....	17-3147
17.3.7 Digital Data Service.....	17-3148
17.3.8 High Capacity Service .....	17-3150
17.3.9 Individual Case Filings .....	17-3153
17.3.10 Synchronous Optical Channel Service .....	17-3154
17.4 <b><u>Other Services</u></b> - Grand River Mutual Telephone Company-Missouri .....	17-3156
17.4.1 Access Ordering.....	17-3156
17.4.2 Additional Engineering.....	17-3157
17.4.3 Additional Labor.....	17-3158
17.4.4 Miscellaneous Services.....	17-3160
17.4.5 Special Federal Government Access Services.....	17-3166
17.4.6 Special Facilities Routing of Access Services.....	17-3167
17.4.7 Specialized Service or Arrangements .....	17-3168
17.4.8 Public Packet Data Network.....	17-3169

(N)

(N)

Transmittal No. 208

**ACCESS SERVICE****TABLE OF CONTENTS (Cont'd)**

	<b><u>Page No.</u></b>
17. <b><u>RATES AND CHARGES</u></b> – Highland Telephone Cooperative .....	17-3187
17.1 <b><u>Common Line Access Service</u></b> – Highland Telephone Cooperative.....	17-3187
17.1.1 End User Access Service .....	17-3187
17.1.2 Federal Universal Service Charge (FUSC).....	17-3187
17.2 <b><u>Switched Access Service</u></b> - Highland Telephone Cooperative .....	17-3188
17.2.1 Nonrecurring Charges.....	17-3188
17.2.2 Local Transport.....	17-3189
17.2.3 End Office.....	17-3193
17.2.4 Reserved for Future Use .....	17-3194
17.2.5 Assumed Minutes of Use.....	17-3195
17.3 <b><u>Special Access Service</u></b> - Highland Telephone Cooperative.....	17-3196
17.3.1 Surcharge for Special Access Service .....	17-3196
17.3.2 Metallic Service .....	17-3197
17.3.3 Telegraph Service .....	17-3198
17.3.4 Voice Grade Service .....	17-3199
17.3.5 Program Audio Service.....	17-3203
17.3.6 Video Service .....	17-3205
17.3.7 Digital Data Service .....	17-3206
17.3.8 High Capacity Service .....	17-3208
17.3.9 Individual Case Filings .....	17-3211
17.3.10 Synchronous Optical Channel Service .....	17-3212
17.4 <b><u>Other Services</u></b> - Highland Telephone Cooperative .....	17-3214
17.4.1 Access Ordering.....	17-3214
17.4.2 Additional Engineering.....	17-3215
17.4.3 Additional Labor.....	17-3216
17.4.4 Miscellaneous Services.....	17-3218
17.4.5 Special Federal Government Access Services.....	17-3224
17.4.6 Special Facilities Routing of Access Services.....	17-3225
17.4.7 Specialized Service or Arrangements .....	17-3226
17.4.8 Public Packet Data Network.....	17-3227

(N)

(N)

Transmittal No. 208

**ACCESS SERVICE****TABLE OF CONTENTS (Cont'd)**

	<b><u>Page No.</u></b>
17. <b><u>RATES AND CHARGES</u></b> – Industry Telephone Company .....	17-3242
17.1 <b><u>Common Line Access Service</u></b> – Industry Telephone Company .....	17-3242
17.1.1 End User Access Service .....	17-3242
17.1.2 Federal Universal Service Charge (FUSC).....	17-3242
17.2 <b><u>Switched Access Service</u></b> - Industry Telephone Company .....	17-3243
17.2.1 Nonrecurring Charges.....	17-3243
17.2.2 Local Transport.....	17-3245
17.2.3 End Office.....	17-3248
17.2.4 Reserved for Future Use .....	17-3249
17.2.5 Assumed Minutes of Use.....	17-3250
17.3 <b><u>Special Access Service</u></b> - Industry Telephone Company .....	17-3251
17.3.1 Surcharge for Special Access Service .....	17-3251
17.3.2 Metallic Service .....	17-3252
17.3.3 Telegraph Service .....	17-3253
17.3.4 Voice Grade Service .....	17-3254
17.3.5 Program Audio Service.....	17-3258
17.3.6 Video Service .....	17-3260
17.3.7 Digital Data Service .....	17-3261
17.3.8 High Capacity Service .....	17-3263
17.3.9 Individual Case Filings .....	17-3266
17.3.10 Synchronous Optical Channel Service .....	17-3267
17.4 <b><u>Other Services</u></b> - Industry Telephone Company .....	17-3269
17.4.1 Access Ordering.....	17-3269
17.4.2 Additional Engineering.....	17-3270
17.4.3 Additional Labor.....	17-3271
17.4.4 Miscellaneous Services.....	17-3273
17.4.5 Special Federal Government Access Services.....	17-3279
17.4.6 Special Facilities Routing of Access Services.....	17-3280
17.4.7 Specialized Service or Arrangements .....	17-3281
17.4.8 Public Packet Data Network.....	17-3282

(N)

(N)

Transmittal No. 208

**ACCESS SERVICE****TABLE OF CONTENTS (Cont'd)**

	<b><u>Page No.</u></b>
17. <b><u>RATES AND CHARGES</u></b> – Lumos Telephone of Botetourt Inc. ....	17-3298
17.1 <b><u>Common Line Access Service</u></b> – Lumos Telephone of Botetourt Inc. ....	17-3298
17.1.1 End User Access Service .....	17-3298
17.1.2 Federal Universal Service Charge (FUSC).....	17-3298
17.2 <b><u>Switched Access Service</u></b> - Lumos Telephone of Botetourt Inc. ....	17-3299
17.2.1 Nonrecurring Charges.....	17-3299
17.2.2 Local Transport.....	17-3300
17.2.3 End Office.....	17-3304
17.2.4 Reserved for Future Use .....	17-3305
17.2.5 Assumed Minutes of Use.....	17-3306
17.3 <b><u>Special Access Service</u></b> - Lumos Telephone of Botetourt Inc. ....	17-3307
17.3.1 Surcharge for Special Access Service .....	17-3307
17.3.2 Metallic Service .....	17-3308
17.3.3 Telegraph Service .....	17-3309
17.3.4 Voice Grade Service .....	17-3310
17.3.5 Program Audio Service.....	17-3314
17.3.6 Video Service .....	17-3316
17.3.7 Digital Data Service .....	17-3317
17.3.8 High Capacity Service .....	17-3319
17.3.9 Individual Case Filings .....	17-3322
17.3.10 Synchronous Optical Channel Service .....	17-3323
17.4 <b><u>Other Services</u></b> - Lumos Telephone of Botetourt Inc. ....	17-3325
17.4.1 Access Ordering.....	17-3325
17.4.2 Additional Engineering.....	17-3326
17.4.3 Additional Labor.....	17-3327
17.4.4 Miscellaneous Services.....	17-3329
17.4.5 Special Federal Government Access Services.....	17-3335
17.4.6 Special Facilities Routing of Access Services.....	17-3336
17.4.7 Specialized Service or Arrangements .....	17-3337
17.4.8 Public Packet Data Network.....	17-3338

(N)

(N)

Transmittal No. 208

**ACCESS SERVICE****TABLE OF CONTENTS (Cont'd)**

	<b><u>Page No.</u></b>
17. <b><u>RATES AND CHARGES</u></b> – Mark Twain Rural Telephone Company .....	17-3356
17.1 <b><u>Common Line Access Service</u></b> – Mark Twain Rural Telephone Company.....	17-3356
17.1.1 End User Access Service .....	17-3356
17.1.2 Federal Universal Service Charge (FUSC).....	17-3356
17.2 <b><u>Switched Access Service</u></b> - Mark Twain Rural Telephone Company.....	17-3357
17.2.1 Nonrecurring Charges.....	17-3357
17.2.2 Local Transport.....	17-3358
17.2.3 End Office.....	17-3362
17.2.4 Reserved for Future Use .....	17-3363
17.2.5 Assumed Minutes of Use.....	17-3364
17.3 <b><u>Special Access Service</u></b> - Mark Twain Rural Telephone Company.....	17-3365
17.3.1 Surcharge for Special Access Service .....	17-3365
17.3.2 Metallic Service .....	17-3366
17.3.3 Telegraph Service .....	17-3367
17.3.4 Voice Grade Service .....	17-3368
17.3.5 Program Audio Service.....	17-3372
17.3.6 Video Service .....	17-3374
17.3.7 Digital Data Service .....	17-3375
17.3.8 High Capacity Service .....	17-3377
17.3.9 Individual Case Filings .....	17-3380
17.3.10 Synchronous Optical Channel Service .....	17-3381
17.4 <b><u>Other Services</u></b> - Mark Twain Rural Telephone Company .....	17-3383
17.4.1 Access Ordering.....	17-3383
17.4.2 Additional Engineering.....	17-3384
17.4.3 Additional Labor.....	17-3385
17.4.4 Miscellaneous Services.....	17-3387
17.4.5 Special Federal Government Access Services.....	17-3393
17.4.6 Special Facilities Routing of Access Services.....	17-3394
17.4.7 Specialized Service or Arrangements .....	17-3395
17.4.8 Public Packet Data Network.....	17-3396

(N)

(N)

Transmittal No. 208



**ACCESS SERVICE****TABLE OF CONTENTS (Cont'd)**

	<b><u>Page No.</u></b>
17. <b><u>RATES AND CHARGES</u></b> – Mid-Plains Rural Tel. Coop., Inc.....	17-3414
17.1 <b><u>Common Line Access Service</u></b> – Mid-Plains Rural Tel. Coop., Inc. ....	17-3414
17.1.1 End User Access Service .....	17-3414
17.1.2 Federal Universal Service Charge (FUSC).....	17-3414
17.2 <b><u>Switched Access Service</u></b> - Mid-Plains Rural Tel. Coop., Inc. ....	17-3415
17.2.1 Nonrecurring Charges.....	17-3415
17.2.2 Local Transport.....	17-3417
17.2.3 End Office.....	17-3420
17.2.4 Reserved for Future Use .....	17-3421
17.2.5 Assumed Minutes of Use.....	17-3422
17.3 <b><u>Special Access Service</u></b> - Mid-Plains Rural Tel. Coop., Inc. ....	17-3423
17.3.1 Surcharge for Special Access Service .....	17-3423
17.3.2 Metallic Service .....	17-3424
17.3.3 Telegraph Service .....	17-3425
17.3.4 Voice Grade Service .....	17-3426
17.3.5 Program Audio Service.....	17-3430
17.3.6 Video Service .....	17-3432
17.3.7 Digital Data Service .....	17-3433
17.3.8 High Capacity Service .....	17-3435
17.3.9 Individual Case Filings .....	17-3438
17.3.10 Synchronous Optical Channel Service .....	17-3439
17.4 <b><u>Other Services</u></b> - Mid-Plains Rural Tel. Coop., Inc.....	17-3441
17.4.1 Access Ordering.....	17-3441
17.4.2 Additional Engineering.....	17-3442
17.4.3 Additional Labor.....	17-3443
17.4.4 Miscellaneous Services.....	17-3445
17.4.5 Special Federal Government Access Services.....	17-3451
17.4.6 Special Facilities Routing of Access Services.....	17-3452
17.4.7 Specialized Service or Arrangements .....	17-3453
17.4.8 Public Packet Data Network.....	17-3454

(N)

(N)

Transmittal No. 208

**ACCESS SERVICE****TABLE OF CONTENTS (Cont'd)**

	<b><u>Page No.</u></b>
17. <b><u>RATES AND CHARGES</u></b> – Pineland Telephone Cooperative, Inc. ....	17-3472
17.1 <b><u>Common Line Access Service</u></b> – Pineland Telephone Cooperative, Inc. ....	17-3472
17.1.1 End User Access Service .....	17-3472
17.1.2 Federal Universal Service Charge (FUSC).....	17-3472
17.2 <b><u>Switched Access Service</u></b> - Pineland Telephone Cooperative, Inc. ....	17-3473
17.2.1 Nonrecurring Charges.....	17-3473
17.2.2 Local Transport.....	17-3474
17.2.3 End Office.....	17-3477
17.2.4 Reserved for Future Use .....	17-3479
17.2.5 Assumed Minutes of Use.....	17-3480
17.3 <b><u>Special Access Service</u></b> - Pineland Telephone Cooperative, Inc. ....	17-3481
17.3.1 Surcharge for Special Access Service .....	17-3481
17.3.2 Metallic Service .....	17-3482
17.3.3 Telegraph Service .....	17-3483
17.3.4 Voice Grade Service .....	17-3484
17.3.5 Program Audio Service.....	17-3488
17.3.6 Video Service .....	17-3490
17.3.7 Digital Data Service .....	17-3491
17.3.8 High Capacity Service .....	17-3493
17.3.9 Individual Case Filings .....	17-3496
17.3.10 Synchronous Optical Channel Service .....	17-3497
17.4 <b><u>Other Services</u></b> - Pineland Telephone Cooperative, Inc. ....	17-3499
17.4.1 Access Ordering.....	17-3499
17.4.2 Additional Engineering.....	17-3500
17.4.3 Additional Labor.....	17-3501
17.4.4 Miscellaneous Services.....	17-3503
17.4.5 Special Federal Government Access Services.....	17-3509
17.4.6 Special Facilities Routing of Access Services.....	17-3510
17.4.7 Specialized Service or Arrangements .....	17-3511
17.4.8 Public Packet Data Network.....	17-3512

(N)

(N)

Transmittal No. 208

**ACCESS SERVICE****TABLE OF CONTENTS (Cont'd)**

	<b><u>Page No.</u></b>
17. <b><u>RATES AND CHARGES</u></b> – Twin Lakes Telephone Cooperative Corp. ....	17-3530
17.1 <b><u>Common Line Access Service</u></b> – Twin Lakes Telephone Cooperative Corp. ..	17-3530
17.1.1 End User Access Service .....	17-3530
17.1.2 Federal Universal Service Charge (FUSC).....	17-3530
17.2 <b><u>Switched Access Service</u></b> - Twin Lakes Telephone Cooperative Corp. ....	17-3531
17.2.1 Nonrecurring Charges.....	17-3531
17.2.2 Local Transport.....	17-3532
17.2.3 End Office.....	17-3536
17.2.4 Reserved for Future Use .....	17-3537
17.2.5 Assumed Minutes of Use.....	17-3538
17.3 <b><u>Special Access Service</u></b> - Twin Lakes Telephone Cooperative Corp. ....	17-3539
17.3.1 Surcharge for Special Access Service .....	17-3539
17.3.2 Metallic Service .....	17-3540
17.3.3 Telegraph Service .....	17-3541
17.3.4 Voice Grade Service .....	17-3542
17.3.5 Program Audio Service.....	17-3546
17.3.6 Video Service .....	17-3548
17.3.7 Digital Data Service .....	17-3549
17.3.8 High Capacity Service .....	17-3551
17.3.9 Individual Case Filings .....	17-3554
17.3.10 Synchronous Optical Channel Service .....	17-3555
17.4 <b><u>Other Services</u></b> - Twin Lakes Telephone Cooperative Corp.....	17-3557
17.4.1 Access Ordering.....	17-3557
17.4.2 Additional Engineering.....	17-3558
17.4.3 Additional Labor.....	17-3559
17.4.4 Miscellaneous Services.....	17-3561
17.4.5 Special Federal Government Access Services.....	17-3567
17.4.6 Special Facilities Routing of Access Services.....	17-3568
17.4.7 Specialized Service or Arrangements .....	17-3569
17.4.8 Public Packet Data Network.....	17-3570

(N)

(N)

Transmittal No. 208

**ACCESS SERVICE****TABLE OF CONTENTS (Cont'd)**

	<b><u>Page No.</u></b>
17. <b><u>RATES AND CHARGES</u></b> – Wilkes Telephone & Electric Company, Inc. ....	17-3588
17.1 <b><u>Common Line Access Service</u></b> – Wilkes Telephone & Electric Company, Inc.	17-3588
17.1.1 End User Access Service .....	17-3588
17.1.2 Federal Universal Service Charge (FUSC).....	17-3588
17.2 <b><u>Switched Access Service</u></b> - Wilkes Telephone & Electric Company, Inc. ....	17-3589
17.2.1 Nonrecurring Charges.....	17-3589
17.2.2 Local Transport.....	17-3590
17.2.3 End Office.....	17-3594
17.2.4 Reserved for Future Use .....	17-3595
17.2.5 Assumed Minutes of Use.....	17-3596
17.3 <b><u>Special Access Service</u></b> - Wilkes Telephone & Electric Company, Inc.....	17-3597
17.3.1 Surcharge for Special Access Service .....	17-3597
17.3.2 Metallic Service.....	17-3598
17.3.3 Telegraph Service .....	17-3699
17.3.4 Voice Grade Service.....	17-3600
17.3.5 Program Audio Service.....	17-3604
17.3.6 Video Service .....	17-3606
17.3.7 Digital Data Service.....	17-3607
17.3.8 High Capacity Service .....	17-3609
17.3.9 Individual Case Filings .....	17-3612
17.3.10 Synchronous Optical Channel Service .....	17-3613
17.4 <b><u>Other Services</u></b> - Wilkes Telephone & Electric Company, Inc. ....	17-3615
17.4.1 Access Ordering.....	17-3615
17.4.2 Additional Engineering.....	17-3616
17.4.3 Additional Labor.....	17-3617
17.4.4 Miscellaneous Services.....	17-3619
17.4.5 Special Federal Government Access Services.....	17-3625
17.4.6 Special Facilities Routing of Access Services.....	17-3626
17.4.7 Specialized Service or Arrangements .....	17-3627
17.4.8 Public Packet Data Network.....	17-3628

(N)

(N)

Transmittal No. 208

**ACCESS SERVICE****TABLE OF CONTENTS (Cont'd)**

	<b><u>Page No.</u></b>
17. <b><u>RATES AND CHARGES</u></b> – Bruce Telephone Company, Inc.....	17-3646
17.1 <b><u>Common Line Access Service</u></b> – Bruce Telephone Company, Inc. ....	17-3646
17.1.1 End User Access Service .....	17-3646
17.1.2 Federal Universal Service Charge (FUSC).....	17-3646
17.2 <b><u>Switched Access Service</u></b> - Bruce Telephone Company, Inc. ....	17-3647
17.2.1 Nonrecurring Charges.....	17-3647
17.2.2 Local Transport.....	17-3648
17.2.3 End Office.....	17-3652
17.2.4 Reserved for Future Use .....	17-3653
17.2.5 Assumed Minutes of Use.....	17-3654
17.3 <b><u>Special Access Service</u></b> - Bruce Telephone Company, Inc. ....	17-3655
17.3.1 Surcharge for Special Access Service .....	17-3655
17.3.2 Metallic Service .....	17-3656
17.3.3 Telegraph Service .....	17-3657
17.3.4 Voice Grade Service .....	17-3658
17.3.5 Program Audio Service.....	17-3662
17.3.6 Video Service .....	17-3664
17.3.7 Digital Data Service .....	17-3665
17.3.8 High Capacity Service .....	17-3667
17.3.9 Individual Case Filings .....	17-3670
17.3.10 Synchronous Optical Channel Service .....	17-3671
17.4 <b><u>Other Services</u></b> - Bruce Telephone Company, Inc. ....	17-3673
17.4.1 Access Ordering.....	17-3673
17.4.2 Additional Engineering.....	17-3674
17.4.3 Additional Labor.....	17-3675
17.4.4 Miscellaneous Services.....	17-3677
17.4.5 Special Federal Government Access Services.....	17-3683
17.4.6 Special Facilities Routing of Access Services.....	17-3684
17.4.7 Specialized Service or Arrangements .....	17-3685
17.4.8 Public Packet Data Network.....	17-3686

(N)

(N)

Transmittal No. 208

**ACCESS SERVICE****TABLE OF CONTENTS (Cont'd)**

	<b><u>Page No.</u></b>
17. <b><u>RATES AND CHARGES</u></b> – Chickamauga Telephone Corporation .....	17-3704
17.1 <b><u>Common Line Access Service</u></b> – Chickamauga Telephone Corporation.....	17-3704
17.1.1 End User Access Service .....	17-3704
17.1.2 Federal Universal Service Charge (FUSC).....	17-3704
17.2 <b><u>Switched Access Service</u></b> - Chickamauga Telephone Corporation.....	17-3705
17.2.1 Nonrecurring Charges.....	17-3705
17.2.2 Local Transport.....	17-3706
17.2.3 End Office.....	17-3710
17.2.4 Reserved for Future Use .....	17-3711
17.2.5 Assumed Minutes of Use.....	17-3712
17.3 <b><u>Special Access Service</u></b> - Chickamauga Telephone Corporation.....	17-3713
17.3.1 Surcharge for Special Access Service .....	17-3713
17.3.2 Metallic Service .....	17-3714
17.3.3 Telegraph Service .....	17-3715
17.3.4 Voice Grade Service .....	17-3716
17.3.5 Program Audio Service.....	17-3720
17.3.6 Video Service .....	17-3722
17.3.7 Digital Data Service .....	17-3723
17.3.8 High Capacity Service .....	17-3725
17.3.9 Individual Case Filings .....	17-3728
17.3.10 Synchronous Optical Channel Service .....	17-3729
17.4 <b><u>Other Services</u></b> - Chickamauga Telephone Corporation .....	17-3731
17.4.1 Access Ordering.....	17-3731
17.4.2 Additional Engineering.....	17-3732
17.4.3 Additional Labor.....	17-3733
17.4.4 Miscellaneous Services.....	17-3735
17.4.5 Special Federal Government Access Services.....	17-3741
17.4.6 Special Facilities Routing of Access Services.....	17-3742
17.4.7 Specialized Service or Arrangements .....	17-3743
17.4.8 Public Packet Data Network.....	17-3744

(N)

(N)

Transmittal No. 208

**ACCESS SERVICE****TABLE OF CONTENTS (Cont'd)**

	<b><u>Page No.</u></b>
17. <b><u>RATES AND CHARGES</u></b> – Fulton Telephone Company, Inc.....	17-3762
17.1 <b><u>Common Line Access Service</u></b> – Fulton Telephone Company, Inc.....	17-3762
17.1.1 End User Access Service .....	17-3762
17.1.2 Federal Universal Service Charge (FUSC).....	17-3762
17.2 <b><u>Switched Access Service</u></b> - Fulton Telephone Company, Inc.....	17-3763
17.2.1 Nonrecurring Charges.....	17-3763
17.2.2 Local Transport.....	17-3764
17.2.3 End Office.....	17-3768
17.2.4 Reserved for Future Use .....	17-3769
17.2.5 Assumed Minutes of Use.....	17-3770
17.3 <b><u>Special Access Service</u></b> - Fulton Telephone Company, Inc. ....	17-3771
17.3.1 Surcharge for Special Access Service .....	17-3771
17.3.2 Metallic Service .....	17-3772
17.3.3 Telegraph Service .....	17-3773
17.3.4 Voice Grade Service .....	17-3774
17.3.5 Program Audio Service.....	17-3778
17.3.6 Video Service .....	17-3780
17.3.7 Digital Data Service .....	17-3781
17.3.8 High Capacity Service .....	17-3783
17.3.9 Individual Case Filings .....	17-3786
17.3.10 Synchronous Optical Channel Service .....	17-3787
17.4 <b><u>Other Services</u></b> - Fulton Telephone Company, Inc. ....	17-3798
17.4.1 Access Ordering.....	17-3789
17.4.2 Additional Engineering.....	17-3790
17.4.3 Additional Labor.....	17-3791
17.4.4 Miscellaneous Services.....	17-3793
17.4.5 Special Federal Government Access Services.....	17-3799
17.4.6 Special Facilities Routing of Access Services.....	17-3800
17.4.7 Specialized Service or Arrangements .....	17-3801
17.4.8 Public Packet Data Network.....	17-3802

(N)

(N)

Transmittal No. 208

**ACCESS SERVICE****TABLE OF CONTENTS (Cont'd)**

	<b><u>Page No.</u></b>
17. <b><u>RATES AND CHARGES</u></b> – Mound Bayou Telephone & Communications, Inc. ....	17-3820
17.1 <b><u>Common Line Access Service</u></b> – Mound Bayou Telephone & Communications, Inc. ....	17-3820
17.1.1 End User Access Service .....	17-3820
17.1.2 Federal Universal Service Charge (FUSC).....	17-3820
17.2 <b><u>Switched Access Service</u></b> – Mound Bayou Telephone & Communications, Inc. ....	17-3821
17.2.1 Nonrecurring Charges.....	17-3821
17.2.2 Local Transport.....	17-3822
17.2.3 End Office.....	17-3826
17.2.4 Reserved for Future Use .....	17-3827
17.2.5 Assumed Minutes of Use.....	17-3828
17.3 <b><u>Special Access Service</u></b> – Mound Bayou Telephone & Communications, Inc. ....	17-3829
17.3.1 Surcharge for Special Access Service .....	17-3829
17.3.2 Metallic Service .....	17-3830
17.3.3 Telegraph Service .....	17-3831
17.3.4 Voice Grade Service.....	17-3832
17.3.5 Program Audio Service.....	17-3836
17.3.6 Video Service .....	17-3838
17.3.7 Digital Data Service.....	17-3839
17.3.8 High Capacity Service .....	17-3841
17.3.9 Individual Case Filings .....	17-3844
17.3.10 Synchronous Optical Channel Service .....	17-3845
17.4 <b><u>Other Services</u></b> - Mound Bayou Telephone & Communications, Inc. ....	17-3847
17.4.1 Access Ordering.....	17-3847
17.4.2 Additional Engineering.....	17-3848
17.4.3 Additional Labor.....	17-3849
17.4.4 Miscellaneous Services.....	17-3851
17.4.5 Special Federal Government Access Services.....	17-3857
17.4.6 Special Facilities Routing of Access Services.....	17-3858
17.4.7 Specialized Service or Arrangements .....	17-3859
17.4.8 Public Packet Data Network.....	17-3860

(N)

(N)

Transmittal No. 208



**ACCESS SERVICE****TABLE OF CONTENTS (Cont'd)**

	<b><u>Page No.</u></b>
17. <b><u>RATES AND CHARGES</u></b> – Knology Total Communications, Inc. ....	17-3878
17.1 <b><u>Common Line Access Service</u></b> – Knology Total Communications, Inc. ....	17-3878
17.1.1 End User Access Service .....	17-3878
17.1.2 Federal Universal Service Charge (FUSC).....	17-3878
17.2 <b><u>Switched Access Service</u></b> - Knology Total Communications, Inc. ....	17-3879
17.2.1 Nonrecurring Charges.....	17-3879
17.2.2 Local Transport.....	17-3880
17.2.3 End Office.....	17-3882
17.2.4 Reserved for Future Use .....	17-3883
17.2.5 Assumed Minutes of Use.....	17-3884
17.3 <b><u>Special Access Service</u></b> - Knology Total Communications, Inc. ....	17-3885
17.3.1 Surcharge for Special Access Service .....	17-3885
17.3.2 Metallic Service .....	17-3886
17.3.3 Telegraph Service .....	17-3887
17.3.4 Voice Grade Service .....	17-3888
17.3.5 Program Audio Service.....	17-3892
17.3.6 Video Service .....	17-3893
17.3.7 Digital Data Service .....	17-3894
17.3.8 High Capacity Service .....	17-3896
17.3.9 Individual Case Filings .....	17-3899
17.4 <b><u>Other Services</u></b> - Knology Total Communications, Inc.....	17-3900
17.4.1 Access Ordering.....	17-3900
17.4.2 Additional Engineering.....	17-3901
17.4.3 Additional Labor.....	17-3902
17.4.4 Miscellaneous Services.....	17-3904
17.4.5 Special Federal Government Access Services.....	17-3910
17.4.6 Special Facilities Routing of Access Services.....	17-3911
17.4.7 Specialized Service or Arrangements .....	17-3912

(N)

(N)

Transmittal No. 208

**ACCESS SERVICE****TABLE OF CONTENTS (Cont'd)**

	<b><u>Page No.</u></b>
17. <b><u>RATES AND CHARGES</u></b> – Valley Telephone Co., LLC.....	17-3913
17.1 <b><u>Common Line Access Service</u></b> – Valley Telephone Co., LLC. ....	17-3913
17.1.1 End User Access Service .....	17-3913
17.1.2 Federal Universal Service Charge (FUSC).....	17-3913
17.2 <b><u>Switched Access Service</u></b> - Valley Telephone Co., LLC. ....	17-3914
17.2.1 Nonrecurring Charges.....	17-3914
17.2.2 Local Transport.....	17-3915
17.2.3 End Office.....	17-3917
17.2.4 Reserved for Future Use .....	17-3918
17.2.5 Assumed Minutes of Use.....	17-3919
17.3 <b><u>Special Access Service</u></b> - Valley Telephone Co., LLC. ....	17-3920
17.3.1 Surcharge for Special Access Service .....	17-3920
17.3.2 Metallic Service .....	17-3921
17.3.3 Telegraph Service .....	17-3922
17.3.4 Voice Grade Service .....	17-3923
17.3.5 Program Audio Service.....	17-3927
17.3.6 Video Service .....	17-3928
17.3.7 Digital Data Service .....	17-3929
17.3.8 High Capacity Service .....	17-3931
17.3.9 Individual Case Filings .....	17-3934
17.4 <b><u>Other Services</u></b> - Valley Telephone Co., LLC.....	17-3935
17.4.1 Access Ordering.....	17-3935
17.4.2 Additional Engineering.....	17-3936
17.4.3 Additional Labor.....	17-3937
17.4.4 Miscellaneous Services.....	17-3939
17.4.5 Special Federal Government Access Services.....	17-3945
17.4.6 Special Facilities Routing of Access Services.....	17-3946
17.4.7 Specialized Service or Arrangements .....	17-3947

(N)

(N)

Transmittal No. 208

**ACCESS SERVICE****TABLE OF CONTENTS (Cont'd)**

	<b><u>Page No.</u></b>
17. <b><u>RATES AND CHARGES</u></b> – Blountsville Telephone LLC .....	17-3948
17.1 <b><u>Common Line Access Service</u></b> – Blountsville Telephone LLC .....	17-3948
17.1.1 End User Access Service .....	17-3948
17.1.2 Federal Universal Service Charge (FUSC).....	17-3948
17.2 <b><u>Switched Access Service</u></b> - Blountsville Telephone LLC.....	17-3949
17.2.1 Nonrecurring Charges.....	17-3949
17.2.2 Local Transport.....	17-3950
17.2.3 End Office.....	17-3954
17.2.4 Reserved for Future Use .....	17-3955
17.2.5 Assumed Minutes of Use.....	17-3956
17.3 <b><u>Special Access Service</u></b> - Blountsville Telephone LLC .....	17-3957
17.3.1 Surcharge for Special Access Service .....	17-3957
17.3.2 Metallic Service .....	17-3958
17.3.3 Telegraph Service .....	17-3959
17.3.4 Voice Grade Service .....	17-3960
17.3.5 Program Audio Service.....	17-3964
17.3.6 Video Service .....	17-3966
17.3.7 Digital Data Service .....	17-3967
17.3.8 High Capacity Service .....	17-3969
17.3.9 Individual Case Filings .....	17-3972
17.3.10 Synchronous Optical Channel Service .....	17-3973
17.4 <b><u>Other Services</u></b> - Blountsville Telephone LLC .....	17-3975
17.4.1 Access Ordering.....	17-3975
17.4.2 Additional Engineering.....	17-3976
17.4.3 Additional Labor.....	17-3977
17.4.4 Miscellaneous Services.....	17-3979
17.4.5 Special Federal Government Access Services.....	17-3985
17.4.6 Special Facilities Routing of Access Services.....	17-3986
17.4.7 Specialized Service or Arrangements .....	17-3987
17.4.8 Public Packet Data Network.....	17-3988

(N)

(N)

Transmittal No. 208

**ACCESS SERVICE****TABLE OF CONTENTS (Cont'd)**

	<b><u>Page No.</u></b>
17. <b><u>RATES AND CHARGES</u></b> – Granby Telephone LLC .....	17-4003
17.1 <b><u>Common Line Access Service</u></b> – Granby Telephone LLC .....	17-4003
17.1.1 End User Access Service .....	17-4003
17.1.2 Federal Universal Service Charge (FUSC).....	17-4003
17.2 <b><u>Switched Access Service</u></b> - Granby Telephone LLC .....	17-4004
17.2.1 Nonrecurring Charges.....	17-4004
17.2.2 Local Transport.....	17-4005
17.2.3 End Office.....	17-4009
17.2.4 Reserved for Future Use .....	17-4010
17.2.5 Assumed Minutes of Use.....	17-4011
17.3 <b><u>Special Access Service</u></b> - Granby Telephone LLC .....	17-4012
17.3.1 Surcharge for Special Access Service .....	17-4012
17.3.2 Metallic Service .....	17-4013
17.3.3 Telegraph Service .....	17-4014
17.3.4 Voice Grade Service .....	17-4015
17.3.5 Program Audio Service.....	17-4019
17.3.6 Video Service .....	17-4021
17.3.7 Digital Data Service .....	17-4022
17.3.8 High Capacity Service .....	17-4024
17.3.9 Individual Case Filings .....	17-4027
17.3.10 Synchronous Optical Channel Service .....	17-4028
17.4 <b><u>Other Services</u></b> - Granby Telephone LLC .....	17-4030
17.4.1 Access Ordering.....	17-4030
17.4.2 Additional Engineering.....	17-4031
17.4.3 Additional Labor.....	17-4032
17.4.4 Miscellaneous Services.....	17-4034
17.4.5 Special Federal Government Access Services.....	17-4040
17.4.6 Special Facilities Routing of Access Services.....	17-4041
17.4.7 Specialized Service or Arrangements .....	17-4042
17.4.8 Public Packet Data Network.....	17-4043

(N)

(N)

Transmittal No. 208

**ACCESS SERVICE****TABLE OF CONTENTS (Cont'd)**

	<b><u>Page No.</u></b>
17. <b><u>RATES AND CHARGES</u></b> – Hopper Telecommunications LLC .....	17-4059
17.1 <b><u>Common Line Access Service</u></b> – Hopper Telecommunications LLC.....	17-4059
17.1.1 End User Access Service .....	17-4059
17.1.2 Federal Universal Service Charge (FUSC).....	17-4059
17.2 <b><u>Switched Access Service</u></b> - Hopper Telecommunications LLC.....	17-4060
17.2.1 Nonrecurring Charges.....	17-4060
17.2.2 Local Transport.....	17-4061
17.2.3 End Office.....	17-4065
17.2.4 Reserved for Future Use .....	17-4066
17.2.5 Assumed Minutes of Use.....	17-4067
17.3 <b><u>Special Access Service</u></b> - Hopper Telecommunications LLC.....	17-4068
17.3.1 Surcharge for Special Access Service .....	17-4068
17.3.2 Metallic Service .....	17-4069
17.3.3 Telegraph Service .....	17-4070
17.3.4 Voice Grade Service .....	17-4071
17.3.5 Program Audio Service.....	17-4075
17.3.6 Video Service .....	17-4077
17.3.7 Digital Data Service.....	17-4078
17.3.8 High Capacity Service .....	17-4080
17.3.9 Individual Case Filings .....	17-4083
17.3.10 Synchronous Optical Channel Service .....	17-4084
17.4 <b><u>Other Services</u></b> - Hopper Telecommunications LLC .....	17-4086
17.4.1 Access Ordering.....	17-4086
17.4.2 Additional Engineering.....	17-4087
17.4.3 Additional Labor.....	17-4088
17.4.4 Miscellaneous Services.....	17-4090
17.4.5 Special Federal Government Access Services.....	17-4096
17.4.6 Special Facilities Routing of Access Services.....	17-4097
17.4.7 Specialized Service or Arrangements .....	17-4098
17.4.8 Public Packet Data Network.....	17-4099

(N)

(N)

Transmittal No. 208

**ACCESS SERVICE****TABLE OF CONTENTS (Cont'd)**

	<b><u>Page No.</u></b>
17. <b><u>RATES AND CHARGES</u></b> – Mid-Maine Telecom LLC.....	17-4114
17.1 <b><u>Common Line Access Service</u></b> – Mid-Maine Telecom LLC .....	17-4114
17.1.1 End User Access Service .....	17-4114
17.1.2 Federal Universal Service Charge (FUSC).....	17-4114
17.2 <b><u>Switched Access Service</u></b> - Mid-Maine Telecom LLC .....	17-4115
17.2.1 Nonrecurring Charges.....	17-4115
17.2.2 Local Transport.....	17-4116
17.2.3 End Office.....	17-4120
17.2.4 Reserved for Future Use .....	17-4121
17.2.5 Assumed Minutes of Use.....	17-4122
17.3 <b><u>Special Access Service</u></b> - Mid-Maine Telecom LLC .....	17-4123
17.3.1 Surcharge for Special Access Service .....	17-4123
17.3.2 Metallic Service .....	17-4124
17.3.3 Telegraph Service .....	17-4125
17.3.4 Voice Grade Service .....	17-4126
17.3.5 Program Audio Service.....	17-4130
17.3.6 Video Service .....	17-4132
17.3.7 Digital Data Service .....	17-4133
17.3.8 High Capacity Service .....	17-4135
17.3.9 Individual Case Filings .....	17-4138
17.3.10 Synchronous Optical Channel Service .....	17-4139
17.4 <b><u>Other Services</u></b> - Mid-Maine Telecom LLC.....	17-4141
17.4.1 Access Ordering.....	17-4141
17.4.2 Additional Engineering.....	17-4142
17.4.3 Additional Labor.....	17-4143
17.4.4 Miscellaneous Services.....	17-4145
17.4.5 Special Federal Government Access Services.....	17-4151
17.4.6 Special Facilities Routing of Access Services.....	17-4152
17.4.7 Specialized Service or Arrangements .....	17-4153
17.4.8 Public Packet Data Network.....	17-4154

(N)

(N)

Transmittal No. 208

**ACCESS SERVICE****TABLE OF CONTENTS (Cont'd)**

	<b><u>Page No.</u></b>
17. <b><u>RATES AND CHARGES</u></b> – Otelco Mid-Missouri LLC .....	17-4169
17.1 <b><u>Common Line Access Service</u></b> – Otelco Mid-Missouri LLC .....	17-4169
17.1.1 End User Access Service .....	17-4169
17.1.2 Federal Universal Service Charge (FUSC).....	17-4169
17.2 <b><u>Switched Access Service</u></b> - Otelco Mid-Missouri LLC .....	17-4170
17.2.1 Nonrecurring Charges.....	17-4170
17.2.2 Local Transport.....	17-4171
17.2.3 End Office.....	17-4175
17.2.4 Reserved for Future Use .....	17-4176
17.2.5 Assumed Minutes of Use.....	17-4177
17.3 <b><u>Special Access Service</u></b> - Otelco Mid-Missouri LLC .....	17-4178
17.3.1 Surcharge for Special Access Service .....	17-4178
17.3.2 Metallic Service .....	17-4179
17.3.3 Telegraph Service .....	17-4180
17.3.4 Voice Grade Service .....	17-4181
17.3.5 Program Audio Service.....	17-4185
17.3.6 Video Service .....	17-4187
17.3.7 Digital Data Service.....	17-4188
17.3.8 High Capacity Service .....	17-4190
17.3.9 Individual Case Filings .....	17-4193
17.3.10 Synchronous Optical Channel Service .....	17-4194
17.4 <b><u>Other Services</u></b> - Otelco Mid-Missouri LLC .....	17-4196
17.4.1 Access Ordering.....	17-4196
17.4.2 Additional Engineering.....	17-4197
17.4.3 Additional Labor.....	17-4198
17.4.4 Miscellaneous Services.....	17-4200
17.4.5 Special Federal Government Access Services.....	17-4206
17.4.6 Special Facilities Routing of Access Services.....	17-4207
17.4.7 Specialized Service or Arrangements .....	17-4208
17.4.8 Public Packet Data Network.....	17-4209

(N)

(N)

Transmittal No. 208

**ACCESS SERVICE****TABLE OF CONTENTS (Cont'd)**

	<b><u>Page No.</u></b>
17. <b><u>RATES AND CHARGES</u></b> – Pine Tree Telephone LLC.....	17-4224
17.1 <b><u>Common Line Access Service</u></b> – Pine Tree Telephone LLC.....	17-4224
17.1.1 End User Access Service .....	17-4224
17.1.2 Federal Universal Service Charge (FUSC).....	17-4224
17.2 <b><u>Switched Access Service</u></b> - Pine Tree Telephone LLC.....	17-4225
17.2.1 Nonrecurring Charges.....	17-4225
17.2.2 Local Transport.....	17-4226
17.2.3 End Office.....	17-4230
17.2.4 Reserved for Future Use .....	17-4231
17.2.5 Assumed Minutes of Use.....	17-4232
17.3 <b><u>Special Access Service</u></b> - Pine Tree Telephone LLC .....	17-4233
17.3.1 Surcharge for Special Access Service .....	17-4233
17.3.2 Metallic Service .....	17-4234
17.3.3 Telegraph Service .....	17-4235
17.3.4 Voice Grade Service .....	17-4236
17.3.5 Program Audio Service.....	17-4240
17.3.6 Video Service .....	17-4242
17.3.7 Digital Data Service .....	17-4243
17.3.8 High Capacity Service .....	17-4245
17.3.9 Individual Case Filings .....	17-4248
17.3.10 Synchronous Optical Channel Service .....	17-4249
17.4 <b><u>Other Services</u></b> - Pine Tree Telephone LLC .....	17-4251
17.4.1 Access Ordering.....	17-4251
17.4.2 Additional Engineering.....	17-4252
17.4.3 Additional Labor.....	17-4253
17.4.4 Miscellaneous Services.....	17-4255
17.4.5 Special Federal Government Access Services.....	17-4261
17.4.6 Special Facilities Routing of Access Services.....	17-4262
17.4.7 Specialized Service or Arrangements .....	17-4263
17.4.8 Public Packet Data Network.....	17-4264

(N)

(N)

Transmittal No. 208



**ACCESS SERVICE****TABLE OF CONTENTS (Cont'd)**

	<b><u>Page No.</u></b>
17. <b><u>RATES AND CHARGES</u></b> – Shoreham Telephone LLC .....	17-4280
17.1 <b><u>Common Line Access Service</u></b> – Shoreham Telephone LLC .....	17-4280
17.1.1 End User Access Service .....	17-4280
17.1.2 Federal Universal Service Charge (FUSC).....	17-4280
17.2 <b><u>Switched Access Service</u></b> - Shoreham Telephone LLC .....	17-4281
17.2.1 Nonrecurring Charges.....	17-4281
17.2.2 Local Transport.....	17-4282
17.2.3 End Office.....	17-4286
17.2.4 Reserved for Future Use .....	17-4287
17.2.5 Assumed Minutes of Use.....	17-4288
17.3 <b><u>Special Access Service</u></b> - Shoreham Telephone LLC .....	17-4289
17.3.1 Surcharge for Special Access Service .....	17-4289
17.3.2 Metallic Service .....	17-4290
17.3.3 Telegraph Service .....	17-4291
17.3.4 Voice Grade Service .....	17-4292
17.3.5 Program Audio Service.....	17-4296
17.3.6 Video Service .....	17-4298
17.3.7 Digital Data Service .....	17-4299
17.3.8 High Capacity Service .....	17-4301
17.3.9 Individual Case Filings .....	17-4304
17.3.10 Synchronous Optical Channel Service .....	17-4305
17.4 <b><u>Other Services</u></b> - Shoreham Telephone LLC .....	17-4307
17.4.1 Access Ordering.....	17-4307
17.4.2 Additional Engineering.....	17-4308
17.4.3 Additional Labor.....	17-4309
17.4.4 Miscellaneous Services.....	17-4311
17.4.5 Special Federal Government Access Services.....	17-4317
17.4.6 Special Facilities Routing of Access Services.....	17-4318
17.4.7 Specialized Service or Arrangements .....	17-4319
17.4.8 Public Packet Data Network.....	17-4320

(N)

(N)

Transmittal No. 208

**ACCESS SERVICE****TABLE OF CONTENTS (Cont'd)**

	<b><u>Page No.</u></b>
17. <b><u>RATES AND CHARGES</u></b> – War Telephone LLC .....	17-4336
17.1 <b><u>Common Line Access Service</u></b> – War Telephone LLC.....	17-4336
17.1.1 End User Access Service .....	17-4336
17.1.2 Federal Universal Service Charge (FUSC).....	17-4336
17.2 <b><u>Switched Access Service</u></b> - War Telephone LLC .....	17-4337
17.2.1 Nonrecurring Charges.....	17-4337
17.2.2 Local Transport.....	17-4339
17.2.3 End Office.....	17-4342
17.2.4 Reserved for Future Use .....	17-4343
17.2.5 Assumed Minutes of Use.....	17-4344
17.3 <b><u>Special Access Service</u></b> - War Telephone LLC.....	17-4345
17.3.1 Surcharge for Special Access Service .....	17-4345
17.3.2 Metallic Service .....	17-4346
17.3.3 Telegraph Service .....	17-4347
17.3.4 Voice Grade Service .....	17-4348
17.3.5 Program Audio Service.....	17-4352
17.3.6 Video Service .....	17-4354
17.3.7 Digital Data Service .....	17-4355
17.3.8 High Capacity Service .....	17-4357
17.3.9 Individual Case Filings .....	17-4360
17.3.10 Synchronous Optical Channel Service .....	17-4361
17.4 <b><u>Other Services</u></b> - War Telephone LLC .....	17-4363
17.4.1 Access Ordering.....	17-4363
17.4.2 Additional Engineering.....	17-4364
17.4.3 Additional Labor.....	17-4365
17.4.4 Miscellaneous Services.....	17-4367
17.4.5 Special Federal Government Access Services.....	17-4373
17.4.6 Special Facilities Routing of Access Services.....	17-4374
17.4.7 Specialized Service or Arrangements .....	17-4375
17.4.8 Public Packet Data Network.....	17-4376

(N)

(N)

Transmittal No. 208

**ACCESS SERVICE****TABLE OF CONTENTS (Cont'd)**

	<b><u>Page No.</u></b>
17. <b><u>RATES AND CHARGES</u></b> – Mutual Telephone Company.....	17-4391
17.1 <b><u>Common Line Access Service</u></b> – Mutual Telephone Company .....	17-4391
17.1.1 End User Access Service .....	17-4391
17.1.2 Federal Universal Service Charge (FUSC).....	17-4391
17.2 <b><u>Switched Access Service</u></b> - Mutual Telephone Company .....	17-4392
17.2.1 Nonrecurring Charges.....	17-4392
17.2.2 Local Transport.....	17-4393
17.2.3 End Office.....	17-4397
17.2.4 Reserved for Future Use .....	17-4398
17.2.5 Assumed Minutes of Use.....	17-4399
17.3 <b><u>Special Access Service</u></b> - Mutual Telephone Company .....	17-4400
17.3.1 Surcharge for Special Access Service .....	17-4400
17.3.2 Metallic Service .....	17-4401
17.3.3 Telegraph Service .....	17-4402
17.3.4 Voice Grade Service .....	17-4403
17.3.5 Program Audio Service.....	17-4407
17.3.6 Video Service .....	17-4409
17.3.7 Digital Data Service .....	17-4410
17.3.8 High Capacity Service .....	17-4412
17.3.9 Individual Case Filings .....	17-4415
17.3.10 Synchronous Optical Channel Service .....	17-4416
17.4 <b><u>Other Services</u></b> - Mutual Telephone Company .....	17-4418
17.4.1 Access Ordering.....	17-4418
17.4.2 Additional Engineering.....	17-4419
17.4.3 Additional Labor.....	17-4420
17.4.4 Miscellaneous Services.....	17-4422
17.4.5 Special Federal Government Access Services.....	17-4428
17.4.6 Special Facilities Routing of Access Services.....	17-4429
17.4.7 Specialized Service or Arrangements .....	17-4430
17.4.8 Public Packet Data Network.....	17-4431

(N)

(N)

Transmittal No. 208

**ACCESS SERVICE****TABLE OF CONTENTS (Cont'd)**

	<b><u>Page No.</u></b>
17. <b><u>RATES AND CHARGES</u></b> – Northern Iowa Telephone Company .....	17-4449
17.1 <b><u>Common Line Access Service</u></b> – Northern Iowa Telephone Company .....	17-4449
17.1.1 End User Access Service .....	17-4449
17.1.2 Federal Universal Service Charge (FUSC).....	17-4449
17.2 <b><u>Switched Access Service</u></b> - Northern Iowa Telephone Company .....	17-4450
17.2.1 Nonrecurring Charges.....	17-4450
17.2.2 Local Transport.....	17-4451
17.2.3 End Office.....	17-4455
17.2.4 Reserved for Future Use .....	17-4456
17.2.5 Assumed Minutes of Use.....	17-4457
17.3 <b><u>Special Access Service</u></b> - Northern Iowa Telephone Company .....	17-4458
17.3.1 Surcharge for Special Access Service .....	17-4458
17.3.2 Metallic Service .....	17-4459
17.3.3 Telegraph Service .....	17-4460
17.3.4 Voice Grade Service .....	17-4461
17.3.5 Program Audio Service.....	17-4465
17.3.6 Video Service .....	17-4467
17.3.7 Digital Data Service .....	17-4468
17.3.8 High Capacity Service .....	17-4470
17.3.9 Individual Case Filings .....	17-4473
17.3.10 Synchronous Optical Channel Service .....	17-4474
17.4 <b><u>Other Services</u></b> - Northern Iowa Telephone Company.....	17-4476
17.4.1 Access Ordering.....	17-4476
17.4.2 Additional Engineering.....	17-4477
17.4.3 Additional Labor.....	17-4478
17.4.4 Miscellaneous Services.....	17-4480
17.4.5 Special Federal Government Access Services.....	17-4486
17.4.6 Special Facilities Routing of Access Services.....	17-4487
17.4.7 Specialized Service or Arrangements .....	17-4488
17.4.8 Public Packet Data Network.....	17-4489

(N)

(N)

Transmittal No. 208

**ACCESS SERVICE****TABLE OF CONTENTS (Cont'd)**

	<b><u>Page No.</u></b>
17. <b><u>RATES AND CHARGES</u></b> – Webb-Dickens Telephone Corporation .....	17-4507
17.1 <b><u>Common Line Access Service</u></b> – Webb-Dickens Telephone Corporation.....	17-4507
17.1.1 End User Access Service .....	17-4507
17.1.2 Federal Universal Service Charge (FUSC).....	17-4507
17.2 <b><u>Switched Access Service</u></b> - Webb-Dickens Telephone Corporation.....	17-4508
17.2.1 Nonrecurring Charges.....	17-4508
17.2.2 Local Transport.....	17-4509
17.2.3 End Office.....	17-4513
17.2.4 Reserved for Future Use .....	17-4514
17.2.5 Assumed Minutes of Use.....	17-4515
17.3 <b><u>Special Access Service</u></b> - Webb-Dickens Telephone Corporation.....	17-4516
17.3.1 Surcharge for Special Access Service .....	17-4516
17.3.2 Metallic Service .....	17-4517
17.3.3 Telegraph Service .....	17-4518
17.3.4 Voice Grade Service .....	17-4519
17.3.5 Program Audio Service.....	17-4523
17.3.6 Video Service .....	17-4525
17.3.7 Digital Data Service .....	17-4526
17.3.8 High Capacity Service .....	17-4528
17.3.9 Individual Case Filings .....	17-4531
17.3.10 Synchronous Optical Channel Service .....	17-4532
17.4 <b><u>Other Services</u></b> - Webb-Dickens Telephone Corporation .....	17-4534
17.4.1 Access Ordering.....	17-4534
17.4.2 Additional Engineering.....	17-4535
17.4.3 Additional Labor.....	17-4536
17.4.4 Miscellaneous Services.....	17-4538
17.4.5 Special Federal Government Access Services.....	17-4544
17.4.6 Special Facilities Routing of Access Services.....	17-4545
17.4.7 Specialized Service or Arrangements .....	17-4546
17.4.8 Public Packet Data Network.....	17-4547

(N)

(N)

Transmittal No. 208

**ACCESS SERVICE****TABLE OF CONTENTS (Cont'd)**

	<b><u>Page No.</u></b>
17. <b><u>RATES AND CHARGES</u></b> – Smithville Telephone Company.....	17-4565
17.1 <b><u>Common Line Access Service</u></b> – Smithville Telephone Company .....	17-4565
17.1.1 End User Access Service .....	17-4565
17.1.2 Federal Universal Service Charge (FUSC).....	17-4565
17.2 <b><u>Switched Access Service</u></b> - Smithville Telephone Company.....	17-4566
17.2.1 Nonrecurring Charges.....	17-4566
17.2.2 Local Transport.....	17-4567
17.2.3 End Office.....	17-4571
17.2.4 Reserved for Future Use .....	17-4572
17.2.5 Assumed Minutes of Use.....	17-4573
17.3 <b><u>Special Access Service</u></b> - Smithville Telephone Company .....	17-4574
17.3.1 Surcharge for Special Access Service .....	17-4574
17.3.2 Metallic Service .....	17-4575
17.3.3 Telegraph Service .....	17-4576
17.3.4 Voice Grade Service .....	17-4577
17.3.5 Program Audio Service.....	17-4581
17.3.6 Video Service .....	17-4583
17.3.7 Digital Data Service .....	17-4584
17.3.8 High Capacity Service .....	17-4586
17.3.9 Individual Case Filings .....	17-4589
17.3.10 Synchronous Optical Channel Service .....	17-4590
17.4 <b><u>Other Services</u></b> - Smithville Telephone Company .....	17-4592
17.4.1 Access Ordering.....	17-4592
17.4.2 Additional Engineering.....	17-4593
17.4.3 Additional Labor.....	17-4594
17.4.4 Miscellaneous Services.....	17-4596
17.4.5 Special Federal Government Access Services.....	17-4602
17.4.6 Special Facilities Routing of Access Services.....	17-4603
17.4.7 Specialized Service or Arrangements .....	17-4604
17.4.8 Public Packet Data Network.....	17-4605

(N)

(N)

Transmittal No. 208

**ACCESS SERVICE****TABLE OF CONTENTS (Cont'd)**

	<b><u>Page No.</u></b>
17. <b><u>RATES AND CHARGES</u></b> – Tri-County Telephone Company, Inc. (AR).....	17-4623
17.1 <b><u>Common Line Access Service</u></b> – Tri-County Telephone Company, Inc. (AR)	17-4623
17.1.1 End User Access Service .....	17-4623
17.1.2 Federal Universal Service Charge (FUSC).....	17-4623
17.2 <b><u>Switched Access Service</u></b> - Tri-County Telephone Company, Inc. (AR) .....	17-4624
17.2.1 Nonrecurring Charges.....	17-4624
17.2.2 Local Transport.....	17-4625
17.2.3 End Office.....	17-4629
17.2.4 Reserved for Future Use .....	17-4630
17.2.5 Assumed Minutes of Use.....	17-4631
17.3 <b><u>Special Access Service</u></b> - Tri-County Telephone Company, Inc. (AR) .....	17-4632
17.3.1 Surcharge for Special Access Service .....	17-4632
17.3.2 Metallic Service .....	17-4633
17.3.3 Telegraph Service .....	17-4634
17.3.4 Voice Grade Service .....	17-4635
17.3.5 Program Audio Service.....	17-4639
17.3.6 Video Service .....	17-4641
17.3.7 Digital Data Service .....	17-4642
17.3.8 High Capacity Service .....	17-4644
17.3.9 Individual Case Filings .....	17-4647
17.3.10 Synchronous Optical Channel Service .....	17-4648
17.4 <b><u>Other Services</u></b> - Tri-County Telephone Company, Inc. (AR).....	17-4650
17.4.1 Access Ordering.....	17-4650
17.4.2 Additional Engineering.....	17-4651
17.4.3 Additional Labor.....	17-4652
17.4.4 Miscellaneous Services.....	17-4654
17.4.5 Special Federal Government Access Services.....	17-4660
17.4.6 Special Facilities Routing of Access Services.....	17-4661
17.4.7 Specialized Service or Arrangements .....	17-4662
17.4.8 Public Packet Data Network.....	17-4663

(N)

(N)

Transmittal No. 208

**ACCESS SERVICE****TABLE OF CONTENTS (Cont'd)**

	<b><u>Page No.</u></b>
17. <b><u>RATES AND CHARGES</u></b> – TDS Telecom Companies-Group E .....	17-4681
Communication Corporation of Michigan, Deposit Telephone Company, Inc., Hampden Telephone Company, Hartland and St. Albans Telephone Company, Hornitos Telephone Company, Ludlow Telephone Company, McClellanville Telephone Company, Inc., New Castle Telephone Company, Port Byron Telephone Company, Southeast Mississippi Telephone Company, Inc., St. Stephen Telephone Company, Sugar Valley Telephone Company, Vernon Telephone Company, Warren Telephone Company, Winterhaven Telephone Company	
17.1 <b><u>Common Line Access Service</u></b> – TDS Telecom Companies-Group E .....	17-4681
17.1.1 End User Access Service .....	17-4681
17.1.2 Federal Universal Service Charge (FUSC).....	17-4681
17.2 <b><u>Switched Access Service</u></b> - TDS Telecom Companies-Group E .....	17-4682
17.2.1 Nonrecurring Charges.....	17-4682
17.2.2 Local Transport.....	17-4683
17.2.3 End Office.....	17-4728
17.2.4 Reserved for Future Use .....	17-4743
17.2.5 Assumed Minutes of Use.....	17-4744
17.3 <b><u>Special Access Service</u></b> - TDS Telecom Companies-Group E .....	17-4745
17.3.1 Surcharge for Special Access Service .....	17-4745
17.3.2 Metallic Service .....	17-4746
17.3.3 Telegraph Service .....	17-4747
17.3.4 Voice Grade Service .....	17-4748
17.3.5 Program Audio Service.....	17-4752
17.3.6 Video Service .....	17-4754
17.3.7 Digital Data Service .....	17-4755
17.3.8 High Capacity Service .....	17-4757
17.3.9 Individual Case Filings .....	17-4760
17.3.10 Synchronous Optical Channel Service .....	17-4761
17.4 <b><u>Other Services</u></b> - TDS Telecom Companies-Group E .....	17-4763
17.4.1 Access Ordering.....	17-4763
17.4.2 Additional Engineering.....	17-4763
17.4.3 Additional Labor.....	17-4764
17.4.4 Miscellaneous Services.....	17-4765
17.4.5 Special Federal Government Access Services.....	17-4767
17.4.6 Special Facilities Routing of Access Services.....	17-4787
17.4.7 Specialized Service or Arrangements .....	17-4789
17.4.8 Public Packet Data Network.....	17-4790

(N)

(N)

Transmittal No. 208



**ACCESS SERVICE****TABLE OF CONTENTS (Cont'd)**

	<b><u>Page No.</u></b>
17. <b><u>RATES AND CHARGES</u></b> – TDS Telecom Companies-Group F .....	17-4804
Asotin Telephone Company (OR), Asotin Telephone Company (WA), Calhoun City Telephone Company, Inc., Chatham Telephone Company, Communications Corporation of Southern Indiana, Dickeyville Telephone, LLC, EastCoast Telecom of Wisconsin, LLC, Edwards Telephone Company, Inc., Home Telephone Company, Inc., Humphreys County Telephone Company, Mid-America Telephone, Inc., Myrtle Telephone Company, Inc., Potlatch Telephone Company, Shiawassee Telephone Company, Tenney Telephone Company, LLC, The Farmers Telephone Company, LLC, Wolverine Telephone Company	
17.1 <b><u>Common Line Access Service</u></b> – TDS Telecom Companies-Group F.....	17-4804
17.1.1 End User Access Service.....	17-4804
17.1.2 Federal Universal Service Charge (FUSC).....	17-4804
17.2 <b><u>Switched Access Service</u></b> - TDS Telecom Companies-Group F.....	17-4805
17.2.1 Nonrecurring Charges.....	17-4805
17.2.2 Local Transport.....	17-4806
17.2.3 End Office.....	17-4857
17.2.4 Reserved for Future Use .....	17-4874
17.2.5 Assumed Minutes of Use.....	17-4875
17.3 <b><u>Special Access Service</u></b> - TDS Telecom Companies-Group F.....	17-4876
17.3.1 Surcharge for Special Access Service .....	17-4876
17.3.2 Metallic Service .....	17-4877
17.3.3 Telegraph Service .....	17-4878
17.3.4 Voice Grade Service.....	17-4879
17.3.5 Program Audio Service.....	17-4883
17.3.6 Video Service .....	17-4885
17.3.7 Digital Data Service.....	17-4886
17.3.8 High Capacity Service .....	17-4888
17.3.9 Individual Case Filings .....	17-4891
17.3.10 Synchronous Optical Channel Service .....	17-4892
17.4 <b><u>Other Services</u></b> - TDS Telecom Companies-Group F .....	17-4894
17.4.1 Access Ordering.....	17-4894
17.4.2 Additional Engineering.....	17-4895
17.4.3 Additional Labor.....	17-4896
17.4.4 Miscellaneous Services.....	17-4898
17.4.5 Special Federal Government Access Services.....	17-4920
17.4.6 Special Facilities Routing of Access Services.....	17-4921
17.4.7 Specialized Service or Arrangements .....	17-4922
17.4.8 Public Packet Data Network .....	17-4923

(N)

(N)

Transmittal No. 208

**ACCESS SERVICE****TABLE OF CONTENTS (Cont'd)**

	<b><u>Page No.</u></b>
17. <b><u>RATES AND CHARGES</u></b> – TDS Telecom Companies-Group G.....	17-4937
Arcadia Telephone Company, Black Earth Telephone Company, LLC, Bonduel Telephone Company, LLC, Burlington, Brighton and Wheatland Telephone Company, LLC, Camden Telephone Company, Inc., Cobbosseecontee Telephone Company, Continental Telephone Company, Grantland Telecom, LLC, Happy Valley Telephone Company, Island Telephone Company (MI), Lewis River Telephone Company, Inc., Lewisport Telephone Company, Little Miami Communications Corporation, Mahanoy and Mahantango Telephone Company, McDaniel Telephone Company, Mosinee Telephone Company, LLC, Northfield Telephone Company, Oakwood Telephone Company, Vernon Telephone Company, Inc. - Oriskany Falls, Perkinsville Telephone Company, Inc., Salem Telephone Company, Scandinavia Telephone Company, LLC, Southeast Telephone Co. of Wisconsin, LLC, The Home Telephone Company of Pittsboro, Inc., The Island Telephone Company (ME), The Merchants and Farmers Telephone Company, The State Long Distance Telephone Company, LLC, The West Penobscot Telephone and Telegraph Company, Township Telephone Company, Inc., Winsted Telephone Company	
17.1 <b><u>Common Line Access Service</u></b> – TDS Telecom Companies-Group G .....	17-4937
17.1.1 End User Access Service .....	17-4937
17.1.2 Federal Universal Service Charge (FUSC).....	17-4937
17.2 <b><u>Switched Access Service</u></b> - TDS Telecom Companies-Group G .....	17-4938
17.2.1 Nonrecurring Charges.....	17-4938
17.2.2 Local Transport.....	17-4939
17.2.3 End Office.....	17-5029
17.2.4 Reserved for Future Use .....	17-5059
17.2.5 Assumed Minutes of Use.....	17-5060
17.3 <b><u>Special Access Service</u></b> - TDS Telecom Companies-Group G .....	17-5061
17.3.1 Surcharge for Special Access Service .....	17-5061
17.3.2 Metallic Service .....	17-5062
17.3.3 Telegraph Service .....	17-5063
17.3.4 Voice Grade Service.....	17-5064
17.3.5 Program Audio Service.....	17-5068
17.3.6 Video Service .....	17-5070
17.3.7 Digital Data Service.....	17-5071
17.3.8 High Capacity Service .....	17-5073
17.3.9 Individual Case Filings .....	17-5076
17.3.10 Synchronous Optical Channel Service .....	17-5077
17.4 <b><u>Other Services</u></b> - TDS Telecom Companies-Group G.....	17-5079
17.4.1 Access Ordering.....	17-5079
17.4.2 Additional Engineering.....	17-5080
17.4.3 Additional Labor.....	17-5081
17.4.4 Miscellaneous Services.....	17-5083
17.4.5 Special Federal Government Access Services.....	17-5118
17.4.6 Special Facilities Routing of Access Services.....	17-5119
17.4.7 Specialized Service or Arrangements .....	17-5120
17.4.8 Public Packet Data Network.....	17-5121

Transmittal No. 214

**ACCESS SERVICE****TABLE OF CONTENTS (Cont'd)**

	<b><u>Page No.</u></b>
17. <b><u>RATES AND CHARGES</u></b> – American Broadband Nebraska ..... Arlington Telephone Company, The Blair Telephone Company, Eastern Nebraska Telephone Company, Rock County Telephone Company	17-5135
17.1 <b><u>Common Line Access Service</u></b> – American Broadband Nebraska.....	17-5135
17.1.1 End User Access Service .....	17-5135
17.1.2 Federal Universal Service Charge (FUSC).....	17-5135
17.2 <b><u>Switched Access Service</u></b> - American Broadband Nebraska .....	17-5136
17.2.1 Nonrecurring Charges.....	17-5136
17.2.2 Local Transport-Arlington Telephone Company .....	17-5138
17.2.2 Local Transport-The Blair Telephone Company.....	17-5142
17.2.2 Local Transport-Eastern Nebraska Telephone Company .....	17-5146
17.2.2 Local Transport-Rock County Telephone Company .....	17-5150
17.2.3 End Office-Arlington Telephone Company .....	17-5154
17.2.3 End Office-The Blair Telephone Company.....	17-5155
17.2.3 End Office-Eastern Nebraska Telephone Company .....	17-5156
17.2.3 End Office-Rock County Telephone Company .....	17-5157
17.2.4 Reserved for Future Use .....	17-5158
17.2.5 Assumed Minutes of Use.....	17-5159
17.3 <b><u>Special Access Service</u></b> - American Broadband Nebraska.....	17-5160
17.3.1 Surcharge for Special Access Service .....	17-5160
17.3.2 Metallic Service .....	17-5161
17.3.3 Telegraph Service .....	17-5162
17.3.4 Voice Grade Service .....	17-5163
17.3.5 Program Audio Service.....	17-5167
17.3.6 Video Service .....	17-5169
17.3.7 Digital Data Service.....	17-5170
17.3.8 High Capacity Service .....	17-5172
17.3.9 Individual Case Filings .....	17-5175
17.3.10 Synchronous Optical Channel Service .....	17-5176
17.4 <b><u>Other Services</u></b> - American Broadband Nebraska .....	17-5178
17.4.1 Access Ordering.....	17-5178
17.4.2 Additional Engineering.....	17-5179
17.4.3 Additional Labor.....	17-5180
17.4.4 Miscellaneous Services.....	17-5182
17.4.5 Special Federal Government Access Services.....	17-5191
17.4.6 Special Facilities Routing of Access Services.....	17-5192
17.4.7 Specialized Service or Arrangements .....	17-5193
17.4.8 Public Packet Data Network.....	17-5194

(N)

(N)

Transmittal No. 215

**ACCESS SERVICE****TABLE OF CONTENTS (Cont'd)**

	<b><u>Page No.</u></b>
17. <b><u>RATES AND CHARGES</u></b> – Taylor Telephone Cooperative, Inc. ....	17-5212
17.1 <b><u>Common Line Access Service</u></b> – Taylor Telephone Cooperative, Inc.....	17-5212
17.1.1 End User Access Service .....	17-5212
17.1.2 Federal Universal Service Charge (FUSC).....	17-5212
17.2 <b><u>Switched Access Service</u></b> - Taylor Telephone Cooperative, Inc.....	17-5213
17.2.1 Nonrecurring Charges.....	17-5213
17.2.2 Local Transport.....	17-5214
17.2.3 End Office.....	17-5218
17.2.4 Reserved for Future Use .....	17-5219
17.2.5 Assumed Minutes of Use.....	17-5220
17.3 <b><u>Special Access Service</u></b> - Taylor Telephone Cooperative, Inc.....	17-5221
17.3.1 Surcharge for Special Access Service .....	17-5221
17.3.2 Metallic Service .....	17-5222
17.3.3 Telegraph Service .....	17-5223
17.3.4 Voice Grade Service .....	17-5224
17.3.5 Program Audio Service.....	17-5228
17.3.6 Video Service .....	17-5230
17.3.7 Digital Data Service.....	17-5231
17.3.8 High Capacity Service .....	17-5233
17.3.9 Individual Case Filings .....	17-5236
17.3.10 Synchronous Optical Channel Service .....	17-5237
17.4 <b><u>Other Services</u></b> - Taylor Telephone Cooperative, Inc. ....	17-5239
17.4.1 Access Ordering.....	17-5239
17.4.2 Additional Engineering.....	17-5240
17.4.3 Additional Labor.....	17-5241
17.4.4 Miscellaneous Services.....	17-5243
17.4.5 Special Federal Government Access Services.....	17-5249
17.4.6 Special Facilities Routing of Access Services.....	17-5250
17.4.7 Specialized Service or Arrangements.....	17-5251
17.4.8 Public Packet Data Network.....	17-5252

(N)

(N)

Transmittal No. 215

**ACCESS SERVICE****TABLE OF CONTENTS (Cont'd)**

	<b><u>Page No.</u></b>
17. <b><u>RATES AND CHARGES</u></b> – TeleGuam Holdings, LLC.....	17-5270
17.1 <b><u>Common Line Access Service</u></b> – TeleGuam Holdings, LLC.....	17-5270
17.1.1 End User Access Service .....	17-5270
17.1.2 Federal Universal Service Charge (FUSC).....	17-5270
17.2 <b><u>Switched Access Service</u></b> - TeleGuam Holdings, LLC.....	17-5271
17.2.1 Nonrecurring Charges.....	17-5271
17.2.2 Local Transport.....	17-5272
17.2.3 End Office.....	17-5276
17.2.4 Reserved for Future Use .....	17-5277
17.2.5 Assumed Minutes of Use.....	17-5278
17.3 <b><u>Special Access Service</u></b> - TeleGuam Holdings, LLC .....	17-5279
17.3.1 Surcharge for Special Access Service .....	17-5279
17.3.2 Metallic Service .....	17-5280
17.3.3 Telegraph Service .....	17-5281
17.3.4 Voice Grade Service .....	17-5282
17.3.5 Program Audio Service.....	17-5286
17.3.6 Video Service .....	17-5288
17.3.7 Digital Data Service .....	17-5289
17.3.8 High Capacity Service .....	17-5291
17.3.9 Individual Case Filings .....	17-5294
17.3.10 Synchronous Optical Channel Service .....	17-5295
17.4 <b><u>Other Services</u></b> - TeleGuam Holdings, LLC .....	17-5297
17.4.1 Access Ordering.....	17-5297
17.4.2 Additional Engineering.....	17-5298
17.4.3 Additional Labor.....	17-5299
17.4.4 Miscellaneous Services.....	17-5301
17.4.5 Special Federal Government Access Services.....	17-5307
17.4.6 Special Facilities Routing of Access Services.....	17-5308
17.4.7 Specialized Service or Arrangements .....	17-5309
17.4.8 Public Packet Data Network.....	17-5310

(N)

(N)

Transmittal No. 215

**ACCESS SERVICE****TABLE OF CONTENTS (Cont'd)**

	<b><u>Page No.</u></b>
17. <b><u>RATES AND CHARGES</u></b> – Valley Telephone Cooperative, Inc. ....	17-5329
17.1 <b><u>Common Line Access Service</u></b> – Valley Telephone Cooperative, Inc.....	17-5329
17.1.1 End User Access Service .....	17-5329
17.1.2 Federal Universal Service Charge (FUSC).....	17-5329
17.2 <b><u>Switched Access Service</u></b> - Valley Telephone Cooperative, Inc.....	17-5330
17.2.1 Nonrecurring Charges.....	17-5330
17.2.2 Local Transport.....	17-5332
17.2.3 End Office.....	17-5335
17.2.4 Reserved for Future Use .....	17-5336
17.2.5 Assumed Minutes of Use.....	17-5337
17.3 <b><u>Special Access Service</u></b> - Valley Telephone Cooperative, Inc.....	17-5338
17.3.1 Surcharge for Special Access Service .....	17-5338
17.3.2 Metallic Service .....	17-5339
17.3.3 Telegraph Service .....	17-5340
17.3.4 Voice Grade Service .....	17-5341
17.3.5 Program Audio Service.....	17-5345
17.3.6 Video Service .....	17-5347
17.3.7 Digital Data Service .....	17-5348
17.3.8 High Capacity Service .....	17-5350
17.3.9 Individual Case Filings .....	17-5353
17.3.10 Synchronous Optical Channel Service .....	17-5354
17.4 <b><u>Other Services</u></b> - Valley Telephone Cooperative, Inc. ....	17-5356
17.4.1 Access Ordering.....	17-5356
17.4.2 Additional Engineering.....	17-5357
17.4.3 Additional Labor.....	17-5358
17.4.4 Miscellaneous Services.....	17-5360
17.4.5 Special Federal Government Access Services.....	17-5366
17.4.6 Special Facilities Routing of Access Services.....	17-5367
17.4.7 Specialized Service or Arrangements .....	17-5368
17.4.8 Public Packet Data Network.....	17-5369

(N)

(N)

Transmittal No. 215

**ACCESS SERVICE**

CONCURRING CARRIERS

NONE

CONNECTING CARRIERS

NO CONNECTING CARRIERS

OTHER PARTICIPATING CARRIERS

NO OTHER PARTICIPATING CARRIERS

REGISTERED SERVICE MARKS

NONE

REGISTERED TRADEMARKS

NONE

**ACCESS SERVICE****EXPLANATION OF SYMBOLS**

C	- to signify changed regulation.
D	- to signify discontinued rate or regulation.
I	- to signify increase to a rate or charge.
M	- to signify matter relocated without change.
N	- to signify new rate or regulation.
R	- to signify reduction to a rate or charge.
S	- to signify matter reissued without change.
T	- to signify a change in text but no change in rate or regulation.
Z	- to signify a correction.

**EXPLANATION OF ABBREVIATIONS**

ADA	- Abbreviated Dialing Arrangement	
ADM	- Add/Drop Multiplexing	
ADSL	- Asymmetric Digital Subscriber Line	
AML	- Actual Measured Loss	
ANI	- Automatic Number Identification	
AP	- Program Audio	
AT&T	- American Telephone and Telegraph Company	
ATM	- Asynchronous Transfer Mode	
ATM-CRS	- Synchronous Transfer Mode Cell Relay Access Service	
BHMC	- Busy Hour Minutes of Capacity	
BIAS	- Broadband Internet Access Service	(N)
CBOL	- Consumer Broadband-Only Loop	
CBR	- Constant Bit Rate	
CDP	- Customer Designated Premises	
CCS	- Common Channel Signaling	
CI	- Channel Interface	
CIR	- Committed Information Rate	
CN	- Charge Number	
CO	- Central Office	
Cont'd	- Continued	
CPE	- Customer Provided Equipment	
CPN	- Calling Party Number	
CSP	- Carrier Selection Parameter	
DA	- Directory Assistance	
dB	- decibel	
dBrnC	- Decibel Reference Noise C-Message Weighting	
dBrnCO	- Decibel Reference Noise C-Message Weighted O	
dc	- direct current	
DDD	- Direct Distance Dialing	
DSL	- Digital Subscriber Line	
EAS	- Extended Area Service	
EDD	- Envelope Delay Distortion	
EML	- Expected Measured Loss	
EPL	- Echo Path Loss	
ERL	- Echo Return Loss	
ESALT	- Ethernet Switched Access Local Transport	
ESS	- Electronic Switching System	
ESSX	- Electronic Switching System Exchange	
f	- frequency	
F.C.C.	- Federal Communications Commission	

Transmittal No. 215



**ACCESS SERVICE****EXPLANATION OF ABBREVIATIONS** (Cont'd)

FRAS	- Frame Relay Access Service	
HC	- High Capacity	
Hz	- Hertz	
C	- Interexchange Carrier	
ICB	- Individual Case Basis	
ICL	- Inserted Connection Loss	
IP	- Internet Protocol	(N)
IPG	- Internet Protocol Gateway Access Service	(N)
ISDN BRI	- Integrated Services Digital Network Basic Rate Interface	
ISDN PRI	- Integrated Services Digital Network Primary Rate Interface	
kbps	- kilobits per second	
kHz	- kilohertz	
LAN	- Local Area Network	
LATA	- Local Access and Transport Area	
LNP	- Local Number Portability	
LRN	- Location Routing Number	
ma	- milliamperes	
Mbps	- Megabits per second	
mcs	- Microsecond	
MHz	- Megahertz	
MM-VCC	- MultiMedia Virtual Circuit Channel	
MRC	- Monthly Recurring Charge	
MT	- Metallic	
MTS	- Message Telecommunications Service(s)	
NNI	- Network to Network Interface	
MTSO	- Mobile Telephone Switching Office	
NPA	- Numbering Plan Area	
NRC	- Nonrecurring Charge	
NXX	- Three-Digit Central Office Prefix	
OC	- Optical Carrier	
OLT	- Optical Line Termination	
PBX	- Private Branch Exchange	
PIC	- Presubscribed Interexchange Carrier	
POT	- Point of Termination	
PSTN	- Public Switched Telephone Network	
PVC	- Permanent Virtual Connection	
SAC	- Service Access Code	
SDSL	- Symmetric Digital Subscriber Line	
SNAL	- Signaling Network Access Line	
SONET	- Synchronous Optical Network	
SP	- Signaling Point	
SPOI	- Signaling Point of Interface	
SRL	- Singing Return Loss	
SSP	- Service Switching Point	
SS7	- Signaling System 7	
STP	- Signal Transfer point	
STS	- Synchronous Transport Signal	
SWC	- Serving Wire Center	
TDM	- Time Division Multiplexing	
TG	- Telegraph Grade	

Transmittal No. 184

**ACCESS SERVICE****EXPLANATION OF ABBREVIATIONS** (Cont'd)

TLP	- Transmission Level Point	(M)
TV	- Television	(M)
UBR	- Unspecified Bit Rate	(N)
UNI	- User Network Interface	(N)
V & H	- Vertical & Horizontal	(M)
VBR-nrt	- Variable Bit Rate – Non-real time	(N)
VBR-rt	- Variable Bit Rate – Real Time	(N)
VCC	- Virtual Circuit Channel	(N)
VG	- Voice Grade	(M)
VP	- Virtual Path	(N)
WATS	- Wide Area Telecommunications Service(s)	(M)
WSO	- WATS Serving Office	(M)

Material currently found on this page formerly appeared on Original Page 0-27.

**ACCESS SERVICE****REFERENCE TO OTHER TARIFFS**

Whenever reference is made in this tariff to other tariffs of the Telephone Company, the reference is to the tariffs in force as of the effective date of this tariff, and to amendments thereto and successive issues thereof.

The following tariffs are referenced in this tariff and may be obtained from the Federal Communications Commission's commercial contractor:

National Exchange Carrier  
Association, Inc.  
Special Construction  
Tariff F.C.C. No. 3

National Exchange Carrier  
Association, Inc.  
Wire Center Information  
Tariff F.C.C. No. 4

National Exchange Carrier  
Association, Inc.  
Tariff F.C.C. No. 5

**REFERENCE TO TECHNICAL PUBLICATIONS**

The following technical publications are referenced in this tariff and may be obtained from Telcordia Technologies Inc. (formerly Bell Communications Research, Inc. (Bellcore)), Direct Sales, 8 Corporate Place, Piscataway, NJ 08854-4156.

Technical Reference:

GR-253-CORE Issue 4 Synchronous Optical Network (SONET) (T)  
Transport Systems: Common Generic Criteria  
Issued: December 2005 (T)

GR-1374-CORE Issue 1 SONET Inter-Carrier Interface Physical Layer Generic Criteria  
for Carriers  
Issued: December 1994

PUB 41004 (MDP-326-584) Data Communications Using Voiceband Private Line  
Channels  
Issued: October 1973

PUB 62310 (MDP-326-726) Digital Data System Channel Interface Specification  
Issued: September 1983

TR-NPL-000258 Compatibility Information for Feature Group D Switched Access  
Service  
Issued: October 1985

GR-334-CORE Issue 1 Switched Access Service - Transmission Parameter Limits and  
Interface Combinations  
Issued: June 1994

Transmittal No. 128

**ACCESS SERVICE****REFERENCE TO TECHNICAL PUBLICATIONS** (Cont'd)

TR-NWT-000335, Issue 3 Voice Grade Special Access Service - Transmission  
Parameter Limits and Interface Combinations  
Issued: May 1993

TR-NPL-000336 Metallic and Telegraph Grade Special Access Service - Transmission  
Parameter Limits and Interface Combinations  
Issued: October 1987

GR-337-CORE, Issue 1 Program Audio Special Access Service and Local Channel  
Services  
Issued: December 1995

GR-338-CORE, Issue 1 Television Special Access and Local Channel Services -  
Transmission Parameter Limits and Interface Combinations  
Issued: December 1995

TR-NWT-000341 Digital Data Special Access Service - Transmission  
Parameter and Interface Combinations  
Issued: Issue 2, February 1993

GR-342-CORE, Issue 1 High Capacity Digital Special Access Service - Transmission  
Parameter Limits and Interface Combinations  
Issued: December 1995

SR-307 Common Language NC/NCI Dictionary  
Issued: Issue 5, June 2006

(T)

GR-506-CORE, Issue 2 LATA Switching Systems Generic Requirements (LSSGR)  
Issued: December 2006

(T)  
(T)

GR-54-CORE, Issue 1 DS1 High Capacity Digital Service  
End User Metallic Interface Specifications  
Issued: December 1995

GR-905-CORE, Issue 9 Common Channel Signaling Network Interface Specification  
Available: December 2006

(T)  
(T)

TR-TSV-001370 Generic Requirements for Exchange Access Frame Relay PVC Service  
Issued: Issue 1, May 1993

GR-394-CORE Issue 7 Switching System Generic Requirements for Interexchange  
Carrier Interconnection Using the Integrated Services Digital Network User Part  
(ISDNUP)  
Issued: December 2003

(T)

(T)

GR-2936-CORE Issue 3 Local Number Portability (LNP) Capability Specification  
Service Provider Portability  
Issued: November 1997

Transmittal No. 128

**ACCESS SERVICE**

**REFERENCE TO TECHNICAL PUBLICATIONS** (Cont'd)

Telecommunications Transmission Engineering  
Volume 3 - Networks and Services (Chapters 6 and 7)  
Third Edition, 1980  
Issued: August 1989

(M)  
(T)  
(T)

The following technical publication is referenced in this tariff and may be obtained from the National Exchange Carrier Association, Inc., Director - Tariff and Regulatory Matters, 80 So. Jefferson Road, Whippany, NJ 07981 and the Federal Communications Commission's commercial contractor.

(T)

PUB AS No. 1, Issue II Access Service  
Issued: May, 1984  
Addendum: March 1987

(M)

The following publications are referenced in this tariff and may be obtained from the Government Printing Office, Superintendent of Documents, Document Control Branch, 941 N. Capital St., N.E., Washington, D.C. 20401.

Telecommunications Service Priority (TSP) System for National Security Emergency Preparedness (NSEP) Service Vendor Handbook, National Communications System (NCSH 3-1-2).

Issued July, 1990  
Available August, 1990

Telecommunication Service Priority (TSP) System for National Security Emergency Preparedness (NSEP) Service User Manual, National Communications System (NCSM 3-1-1).

Issued July, 1990  
Available August, 1990

**ACCESS SERVICE**

**REFERENCE TO TECHNICAL PUBLICATIONS** (Cont'd)

The following publication is referenced in this tariff and may be obtained from Director-Sales Operations, Integrated Network Corporation, P.O. Box 6875, Bridgewater, NJ 08807.

Integrated Network Corporation  
Document CB-INC-100  
Available: June 1990

The following technical publications are referenced in this tariff and may be obtained from American National Standards Institute, 1430 Broadway, New York, New York 10018.

ANSI T1.102-1993, Digital Hierarchy - Electrical Interfaces.

ANSI T1.105-2001, Synchronous Optical Network (SONET) – Basic Description (T)  
including Multiplex Structure, Rates and Formats.

ANSI T1.602-1996, Integrated Services Digital Network (ISDN) – Data-Link Layer Signaling Specification for Application at the User-Network Interface.

ANSI T1.606-1990, Integrated Services Digital Network (ISDN) - Architectural Framework and Service Description for Frame-Relaying Bearer Service.

ANSI T1.606a-1992, Supplement to ANSI T1.606-1990 Integrated Services Digital Network (ISDN) - Architectural Framework and Service Description for Frame-Relaying Bearer Service (Congestion Management and Frame Size).

ANSI T1.617-1991, Integrated Services Digital Network (ISDN) - Signaling Specification for Frame Relay Bearer Service for Digital Subscriber Signaling System Number 1 (DSS1).

ANSI T1.617a-1994, Integrated Services Digital Network (ISDN) - Signaling Specification for Frame Relay Bearer Service for Digital Subscriber Signaling System Number 1 (DSS1) Protocol Encapsulation and PICS).

ANSI T1.618-1991, Integrated Services Digital Network (ISDN) - Core Aspects of Frame Protocol for Use with Frame Relay Bearer Service.

ANSI T1.413-1998, Network and Customer Installation Interfaces - Asymmetric Digital Subscriber Line (ADSL) Metallic Interface.

Transmittal No. 128

**ACCESS SERVICE****REFERENCE TO TECHNICAL PUBLICATIONS** (Cont'd)

The following technical publication is referenced in this tariff and may be obtained from the Institute of Electrical and Electronics Engineers, Inc. (IEEE), 445 Hoes Lane, , Piscataway, NJ 08854-4141 ([www.ieee.org](http://www.ieee.org)).

(T)

IEEE Std. 802.3 - 2005, Information Technology – Telecommunications and Information Exchange Between Systems – Local and Metropolitan Area Networks – Specific Requirements, Part 3: Carrier Sense Multiple Access with Collision Detection (CSMA/CD) Access Method and Physical Layer Specifications, Section 1, Clauses 14 and 15; Section 2, Clauses 21, 26 and 29; Section 3, Clauses 34 through 38; Section 5, Clauses 56 through 67.

(C)

(C)

The following technical publications are referenced in this tariff and may be obtained from the Alliance for Telecommunications Industry Solutions (ATIS), 1200 G Street N.W., Suite 500, Washington, DC 20005 ([www.atis.org](http://www.atis.org)).

Multiple Exchange Carrier Access Billing (MECAB) Guidelines  
Issued: December, 2006

(T)

Multiple Exchange Carrier Ordering and Design (MECOD) Guidelines  
Issued: November, 2006

(T)

The following technical publications are referenced in this tariff and may be obtained from IP/MPLS Forum, 48377 Fremont Blvd. Suite 117, Fremont, CA 94538 ([www.ipmplsforum.org](http://www.ipmplsforum.org)).

(T)

(T)

The ATM Forum Technical Committee, ATM User-Network Interface (UNI) Signaling Specification, Version 4.1, af-sig-0061.002, April, 2002.

The ATM Forum Technical Committee, BISDN Inter Carrier Interface (B-ICI) Specification, Version 2.0 (Integrated), af-bici-0013.003, December, 1995.

The ATM Forum Technical Committee, Private Network – Network Interface Specification, Version 1.0 (PNNI 1.1) af-pnni-0055.002, April, 2002.

The following technical publications are referenced in this tariff and may be viewed online without charge on the Internet Engineering Task Force web site ([www.ietf.org](http://www.ietf.org)) using the “RFC Pages” link.

Request For Comments (RFC) 791, Internet Protocol, DARPA Internet Program Protocol Specification, September 1981.

Request For Comments (RFC) 1483, Multiprotocol Encapsulation over ATM Adaptation Layer 5, July 1993.

(D)

(D)

Transmittal No. 143

**ACCESS SERVICE**

**REFERENCE TO TECHNICAL PUBLICATIONS** (Cont'd)

Request for Comments (RFC) 3261, SIP: Session Initiation Protocol, June 2002.

Request for Comments (RFC) 3262, Reliability of Provisional Responses in the Session Initiation Protocol (SIP), June 2002.

Request for Comments (RFC) 3263, Session Initiation Protocol (SIP): Location SIP Servers, June 2002.

Request for Comments (RFC) 3264, An Offer/Answer Model with the Session Description Protocol (SDP), June 2002.

Request for Comments (RFC) 3265, Session Initiation Protocol (SIP) – Specific Event Notification, June 2002.

Request for Comments (RFC) 3550, RTP: A Transport Protocol for Real-Time Applications, July 2003.

(N)

(N)

Transmittal No. 184



**ACCESS SERVICE****REFERENCE TO TECHNICAL PUBLICATIONS** (Cont'd)

The following technical publications are referenced in this tariff and may be obtained from the International Telecommunication Union Telecommunication Standardization Sector (ITU-T) Place des Nations, 1211 Geneva 20, Switzerland ([www.itu.int/rec/T-REC-G/e](http://www.itu.int/rec/T-REC-G/e)).

ITU-T G.711-November 1988, Pulse Code Modulation (PCM) of Voice Frequencies.

ITU-T G.723.1-May 2006, Dual Rate Speech Coder for Multimedia Communications Transmitting at 5.3 and 6.3 kbit/s.

ITU-T G.729-January 2007, Coding of Speech at 8 kbit/s Using Conjugate-Structure Algebraic-Code-Excited Linear Prediction (CS-ACELP).

ITU-T G.7041/Y.1303-August 2005, Generic Framing Procedure (GFP).

ITU-T G.983.1-January 2005, Broadband Optical Access Systems Based on Passive Optical Networks (PON).

ITU-T G.983.2-July 2005, ONT Management and Control Interface Specification for B-PON.

ITU-T G.983.3-March 2001, A Broadband Optical Access System with Increased Service Capability by Wavelength Allocation.

ITU-T G.983.4-November 2001, A Broadband Optical Access System with Increased Service Capability Using Dynamic Bandwidth Assignment.

ITU-T G.984.1-March 2008, Gigabit-Capable Passive Optical Networks (GPON): General Characteristics.

ITU-T G.984.2-March 2003, Gigabit-Capable Passive Optical Networks (GPON): Physical Media Dependent (PMD) Layer Specification.

ITU-T G.984.3-March 2008, Gigabit-Capable Passive Optical Networks (GPON): Transmission Convergence Layer Specification.

ITU-T G.984.4-February 2008, Gigabit-Capable Passive Optical Networks (GPON): ONT Management and Control Interface Specification.

ITU-T G.992.5-January 2005, Asymmetric Digital Subscriber Line (ADSL) Transceivers—Extended Bandwidth ADSL2 (ADSL2+).

Transmittal No. 184

**ACCESS SERVICE**

**REFERENCE TO TECHNICAL PUBLICATIONS** (Cont'd)

The following technical publications are referenced in this tariff and may be obtained from the International Telecommunications Union Telecommunication Standardization Sector (ITU-T) Place des Nations, 1211 Geneva 20, Switzerland ([www.itu.int/rec/T-REC-H/e](http://www.itu.int/rec/T-REC-H/e)).

ITU-T H.225.0-May 2006 Call Signalling Protocols and Media Stream Packetization for Packet-Based Multimedia Communication Systems.

ITU-T H.245-June 2008, Control Protocol for Multimedia Communication.

ITU-T H.323-June 2006, Packet-Based Multimedia Communications Systems.

(N)

(N)

Transmittal No. 184

## ACCESS SERVICE

### 1. Application of Tariff

- 1.1 This tariff contains regulations, rates and charges applicable to the provision of Carrier Common Line, End User Access, Switched Access, Special Access, Lifeline Assistance, Universal Service Fund and other miscellaneous services, hereinafter referred to collectively as service(s). These services are provided to customers by the Issuing Carriers of this tariff, hereinafter the Telephone Company. This tariff also contains Access Ordering regulations and charges that are applicable when these services are ordered or modified by the customer.

(D)

|

(D)

- 1.2 The provision of such services by the Telephone Company as set forth in this tariff does not constitute a joint undertaking with the customer for the furnishing of any service.

(D)

|

(D)

**ACCESS SERVICE****2. General Regulations****2.1 Undertaking of the Telephone Company****2.1.1 Scope**

- (A) The Telephone Company does not undertake to transmit messages under this tariff.
- (B) The Telephone Company shall be responsible only for the installation, operation and maintenance of the services it provides.
- (C) The Telephone Company will, for maintenance purposes, test its service only to the extent necessary to detect and/or clear troubles.
- (D) Services are provided 24 hours daily, seven days per week, except as set forth in other applicable sections of this tariff.
- (E) The Telephone Company does not warrant that its facilities and services meet standards other than those set forth in this tariff.
- (F) The Telephone Company provides only those services that are contained in this tariff that the Telephone Company is technically capable of providing.

**2.1.2 Limitations****(A) Assignment or Transfer of Services**

The customer may assign or transfer the use of services provided under this tariff only where there is no interruption of use or relocation of the services. Such assignment or transfer may be made to:

- (1) another customer, whether an individual, partnership, association or corporation, provided the assignee or transferee assumes all outstanding indebtedness for such services, and the unexpired portion of the minimum period and the termination liability applicable to such services, if any; or

**ACCESS SERVICE**2. General Regulations (Cont'd)2.1 Undertaking of the Telephone Company (Cont'd)2.1.2 Limitations (Cont'd)(A) Assignment or Transfer of Services (Cont'd)

- (2) a court-appointed receiver, trustee or other person acting pursuant to law in bankruptcy, receivership, reorganization, insolvency, liquidation or other similar proceedings, provided the assignee or transferee assumes the unexpired portion of the minimum period and the termination liability applicable to such services, if any.

In all cases of assignment or transfer, the written acknowledgement of the Telephone Company is required prior to such assignment or transfer. This acknowledgement shall be made within 15 days from the receipt of notification. All regulations and conditions contained in this tariff shall apply to such assignee or transferee.

The assignment or transfer of services does not relieve or discharge the assignor or transferor from remaining jointly or severally liable with the assignee or transferee for any obligations existing at the time of the assignment or transfer.

(B) Use and Restoration of Services

The use and restoration of services shall be in accordance with Part 64, Subpart D, Appendix A, of the Federal Communications Commission's Rules and Regulations, which specifies the priority system for such activities.

(x)  
|  
(x)

- (x) Filed under authority of Special Permission No. 93-598 of the Federal Communications Commission.

**ACCESS SERVICE**2. General Regulations (Cont'd)2.1 Undertaking of the Telephone Company (Cont'd)2.1.2 Limitations (Cont'd)(C) Sequence of Provisioning

Subject to compliance with the rules mentioned in (B) preceding, the services offered herein will be provided to customers on a first-come, first-served basis.

The first-come, first-served sequence shall be based upon the received time and date recorded, by stamp or other notation, by the Telephone Company on customer access orders. These orders must contain all the information as required for each respective service as delineated in other sections of this tariff. Customer orders shall not be deemed to have been received until such information is provided. Should questions arise which preclude order issuance due to missing information or the need for clarification, the Telephone Company will attempt to seek such missing information or clarification on a verbal basis.

2.1.3 Liability(A) Limits of Liability

The Telephone Company's liability, if any, for its willful misconduct is not limited by this tariff. With respect to any other claim or suit, by a customer or by any others, for damages associated with the installation, provision, termination, maintenance, repair or restoration of service, and subject to the provisions of (B) through (G) following, the Telephone Company's liability if any, shall not exceed an amount equal to the proportionate charge for the service for the period during which the service was affected. This liability for damages shall be in addition to any amounts that may otherwise be due the customer under this tariff as a Credit Allowance for a Service Interruption.

**ACCESS SERVICE**2. General Regulations (Cont'd)2.1 Undertaking of the Telephone Company (Cont'd)2.1.3 Liability (Cont'd)(B) Acts or Omissions

The Telephone Company shall not be liable for any act or omission of any other carrier or customer providing a portion of a service, nor shall the Telephone Company for its own act or omission hold liable any other carrier or customer providing a portion of a service.

(C) Damages to Customer Premises

The Telephone Company is not liable for damages to the customer premises resulting from the furnishing of a service, including the installation and removal of equipment and associated wiring, unless the damage is caused by the Telephone Company's negligence.

(D) Indemnification of Telephone Company(1) By the End User

The Telephone Company shall be indemnified, defended and held harmless by the end user against any claim, loss or damage arising from the end user's use of services offered under this tariff, involving:

- (A) Claims for libel, slander, invasion of privacy, or infringement of copyright arising from the end user's own communications;

**ACCESS SERVICE**2. General Regulations (Cont'd)2.1 Undertaking of the Telephone Company (Cont'd)2.1.3 Liability (Cont'd)(D) Indemnification of Telephone Company (Cont'd)(1) By the End User (Cont'd)

- (B) Claims for patent infringement arising from the end user's acts combining or using the service furnished by the Telephone Company in connection with facilities or equipment furnished by the end users or customer; or
- (C) All other claims arising out of any act or omission of the end user in the course of using services provided pursuant to this tariff.

(2) By the Customer

The Telephone Company shall be indemnified, defended and held harmless by the customer against any claim, loss or damage arising from the customer's use of services offered under this tariff, involving:

- (A) Claims for libel, slander, invasion of privacy, or infringement of copyright arising from the customer's own communications;
- (B) Claims for patent infringement arising from the customer's acts combining or using the service furnished by the Telephone Company in connection with facilities or equipment furnished by the end user or customer; or
- (C) All other claims arising out of any act or omission of the customer in the course of using services provided pursuant to this tariff.



**ACCESS SERVICE**2. General Regulations (Cont'd)2.1 Undertaking of the Telephone Company (Cont'd)2.1.3 Liability (Cont'd)(E) Explosive Atmospheres

The Telephone Company does not guarantee or make any warranty with respect to its services when used in an explosive atmosphere. The Telephone Company shall be indemnified, defended and held harmless by the customer from any and all claims by any person relating to such customer's use of services so provided.

(F) No License Granted

No license under patents (other than the limited license to use) is granted by the Telephone Company or shall be implied or arise by estoppel, with respect to any service offered under this tariff. The Telephone Company will defend the customer against claims of patent infringement arising solely from the use by the customer of services offered under this tariff and will indemnify such customer for any damages awarded based solely on such claims.

(G) Circumstances Beyond the Telephone Company's Control

The Telephone Company's failure to provide or maintain services under this tariff shall be excused by labor difficulties, governmental orders, civil commotions, criminal actions taken against the Telephone Company, acts of God and other circumstances beyond the Telephone Company's reasonable control, subject to the Credit Allowance for a Service Interruption as set forth in 2.4.4 following.

**ACCESS SERVICE****2. General Regulations (Cont'd)****2.1 Undertaking of the Telephone Company (Cont'd)****2.1.4 Provision of Services**

The Telephone Company will provide to the customer, upon reasonable notice, services offered in other applicable sections of this tariff at rates and charges specified therein. Services will be made available to the extent that such services are or can be made available with reasonable effort, and after provision has been made for the Telephone Company's telephone exchange services.

**2.1.5 Facility Terminations**

The services provided under this tariff will include any entrance cable or drop wiring and wire or intrabuilding cable to that point where provision is made for termination of the Telephone Company's outside distribution network facilities at a suitable location inside a customer-designated premises. Such wiring or cable will be installed by the Telephone Company to the Point of Termination. Moves of the Point of Termination at the customer designated premises will be as set forth in 6.4.4 and 7.2.3 following.

**2.1.6 Service Maintenance**

The services provided under this tariff shall be maintained by the Telephone Company. The customer or others may not rearrange, move, disconnect, remove or attempt to repair any facilities provided by the Telephone Company, other than by connection or disconnection to any interface means used, except with the written consent of the Telephone Company.

**ACCESS SERVICE**2. General Regulations (Cont'd)2.1 Undertaking of the Telephone Company (Cont'd)2.1.7 Changes and Substitutions

Except as provided for equipment and systems subject to FCC Part 68 Regulations at 47 C.F.R. Section 68.110(b), the Telephone Company may, where such action is reasonably required in the operation of its business, substitute, change or rearrange any facilities used in providing service under this tariff. Such actions may include, without limitation:

- substitution of different metallic facilities,
- substitution of carrier or derived facilities for metallic facilities used to provide other than metallic facilities,
- change of minimum protection criteria,
- change of operating or maintenance characteristics of facilities, or
- change of operations or procedures of the Telephone Company.

(D)  
|  
(D)

In case of any such substitution, change or rearrangement, the transmission parameters will be within the range as set forth in Section 15. following. The Telephone Company shall not be responsible if any such substitution, change or rearrangement renders any customer furnished services obsolete or requires modification or alteration thereof or otherwise affects their use or performance. If such substitution, change or rearrangement materially affects the operating characteristics of the facility, the Telephone Company will provide reasonable notification to the customer in writing. Reasonable time will be allowed for any redesign and implementation required by the change in operating characteristics. The Telephone Company will work cooperatively with the customer to determine reasonable notification procedures.

**ACCESS SERVICE**2. General Regulations (Cont'd)2.1 Undertaking of the Telephone Company (Cont'd)2.1.8 Refusal and Discontinuance of Service

- (A) If a customer fails to comply with 2.1.6 preceding (Service Maintenance) or Sections 2.3.1, 2.3.4, 2.3.6, 2.3.11, 2.4.1 or 2.5, following (C)  
(respectively, Damages, Availability for Testing, Balance, Jurisdictional |  
Report and Certification Requirements, Payment of Rates, Charges or (C) (T)  
Deposits; or Connections), including any customer's failure to make (T)  
payments on the date and times therein specified, the Telephone  
Company may, on thirty (30) calendar days written notice by Certified (C)  
U.S. Mail, or overnight delivery to the person designated by that (C)  
customer to receive such notices of noncompliance, take the following |  
actions: (C)
- refuse additional applications for service and/or refuse to complete any pending orders for service, and/or
  - discontinue the provision of service to the customer.

In the case of discontinuance all applicable charges, including termination charges, shall become due.

Certain material formerly found on this page can now be found on Original Page 2-9.2

**ACCESS SERVICE**2. General Regulations (Cont'd)2.1 Undertaking of the Telephone Company (Cont'd)2.1.8 Refusal and Discontinuance of Service (Cont'd)

(B) In addition to and not in limitation of the provisions in (A), above, if a customer fails to comply with Section 2.4.1, following (Payment of Rates, Charges and Deposits), including any payments to be made by it on the dates and times therein specified, the Telephone Company may take the actions specified in (A), above, with regard to services provided hereunder to that customer on fifteen (15) calendar days written notice to the person designated by that customer to receive such notices of noncompliance, such notice period to start the day after the notice is sent by overnight delivery, if the customer has not complied with respect to amounts due in a subject bill or subject deposit request and either:

(T)

- (1) the Telephone Company has sent the subject bill to the customer within seven (7) business days of the bill date; or
- (2) the Telephone Company has sent the subject bill to the customer more than thirty (30) calendar days before notice under this section is given; or
- (3) the Telephone Company has sent the subject deposit request to the customer more than fifteen (15) business days before notice under this section is given.

In all other cases, the Telephone Company will give thirty (30) calendar days written notice pursuant to (A), above. The Telephone Company will maintain records sufficient to validate the date upon which a bill or deposit request was sent to the customer. Action specified in (A), above, will not be taken with regard to the subject bill or subject deposit request if the customer cures the noncompliance prior to the expiration of the fifteen (15) or thirty (30) days notice period, as applicable.

(C) If notice is given by overnight delivery under (A) or (B), above, it shall be performed by a reputable overnight delivery service such as, or comparable to, the U.S. Postal Service Express Mail, United Parcel Service, or Federal Express.

Transmittal No. 150

**ACCESS SERVICE**2. General Regulations (Cont'd)2.1 Undertaking of the Telephone Company (Cont'd)2.1.8 Refusal and Discontinuance of Service (Cont'd)

(D) The provisions in (A) and (B), above, shall not apply to charges that a customer does not pay based on the submission of a good faith dispute pursuant to Section 2.4.1(D), following (Billing Disputes).

(N)  
|  
(N)

(E) If a customer fails to comply with 2.2.2, following (Unlawful and Abusive Use), the Telephone Company may, upon written request from a customer, or another exchange carrier, terminate service to any subscriber or customer identified as having utilized service provided under this tariff in the completion of abusive or unlawful telephone calls. Service shall be terminated by the Telephone Company as provided for in its general and/or local exchange service tariffs.

(T) (M)

In such instances when termination occurs the Telephone Company shall be indemnified, defended and held harmless by any customer or Exchange Carrier requesting termination of service against any claim, loss or damage arising from the Telephone Company's actions in terminating such service, unless caused by the Telephone Company's negligence.

(M)

Certain material currently found on this page formerly appeared on Original Page 2-9.

**ACCESS SERVICE**2. General Regulations (Cont'd)2.1 Undertaking of the Telephone Company (Cont'd)2.1.8 Refusal and Discontinuance of Service (Cont'd)

- (F) Except as provided for equipment or systems subject to the FCC Part 68 Rules in 47 C.F.R. Section 68.108, if the customer fails to comply with 2.2.1 following (Interference or Impairment), the Telephone Company will, where practicable, notify the customer that temporary discontinuance of the use of a service may be required; however, where prior notice is not practicable, the Telephone Company may temporarily discontinue service forthwith if such action is reasonable in the circumstances. In case of such temporary discontinuance, the customer will be notified promptly and afforded the opportunity to correct the condition which gave rise to the temporary discontinuance. During such period of temporary discontinuance, credit allowance for service interruptions as set forth in 2.4.4, following, is not applicable. (T)
- (G) When access service is provided by more than one Telephone Company, the companies involved in providing the joint service may individually or collectively deny service to a customer for nonpayment. Where the Telephone Company(s) affected by the nonpayment is incapable of effecting discontinuance of service without cooperation from the other joint providers of Switched Access Service, such other Telephone Company(s) will, if technically feasible, assist in denying the joint service to the customer. Service denial for such joint service will only include calls originating or terminating within, or transiting, the operating territory of the Telephone Companies initiating the service denial for nonpayment. When more than one of the joint providers must deny service to effectuate termination for nonpayment, in cases where a conflict exists in the applicable tariff provisions, the tariff regulations of the end office Telephone Company shall apply for joint service discontinuance. (T)

**ACCESS SERVICE**2. General Regulations (Cont'd)2.1 Undertaking of the Telephone Company (Cont'd)2.1.8 Refusal and Discontinuance of Service (Cont'd)

- (H) If the Telephone Company does not refuse additional applications for service and/or does not discontinue the provision of the services as specified for herein, and the customer's noncompliance continues, nothing contained herein shall preclude the Telephone Company's right to refuse additional applications for service and/or to discontinue the provision of the services to the non-complying customer without further notice. (T)
- (I) If the National Exchange Carrier Association, Inc., notifies the Telephone Company that the Customer has failed to comply with Section 3.9 herein (Federal Universal Service Charge), including any Customer's failure to make payments on the date and times specified therein, the Telephone Company may, on thirty calendar days' written notice to the Customer by Certified U.S. Mail, or overnight delivery to the person designated by that customer to receive such notices of noncompliance, take any of the following actions: (T)  
(C)  
(C)  
(C)
- refuse additional applications for service
  - refuse to complete any pending orders for service
  - discontinue the provision of service to the Customer.

In the case of discontinuance, all applicable charges including termination charges shall become due.



**ACCESS SERVICE****2. General Regulations (Cont'd)****2.1 Undertaking of the Telephone Company (Cont'd)****2.1.9 Notification of Service-Affecting Activities**

The Telephone Company will provide the customer reasonable notification of service-affecting activities that may occur in the normal operation of its business. Such activities may include, but are not limited to the following:

- equipment or facilities additions;
- removals or rearrangements;
- routine preventative maintenance; and
- major switching machine change-out.

Generally, such activities are not individual customer service specific, but may affect many customer services. No specific advance notification period is applicable to all service activities. The Telephone Company will work cooperatively with the customer to determine reasonable notification requirements.

**2.1.10 Coordination with Respect to Network Contingencies**

The Telephone Company intends to work cooperatively with the customer to develop network contingency plans in order to maintain maximum network capability following natural or man-made disasters which affect telecommunications services.

**2.1.11 Provision and Ownership of Telephone Numbers**

The Telephone Company reserves the reasonable right to assign, designate or change telephone numbers, any other call number designations associated with Access Services, or the Telephone Company serving central office prefixes associated with such numbers, when necessary in the conduct of its business. Should it become necessary to make a change in such number(s), the Telephone Company will furnish to the customer six (6) months' notice, by Certified U.S. Mail, of the effective date and an explanation of the reason(s) for such change(s).

**ACCESS SERVICE**2. General Regulations (Cont'd)2.2 Use2.2.1 Interference or Impairment

The characteristics and methods of operation of any circuits, facilities or equipment provided by other than the Telephone Company and associated with the facilities utilized to provide services under this tariff shall not:

- interfere with or impair service over any facilities of the Telephone Company, its affiliated companies, or its connecting and concurring carriers involved in its services;
- cause damage to their plant;
- impair the privacy of any communications carried over their facilities; or
- create hazards to the employees of any of them or the public.

2.2.2 Unlawful and Abusive Use

- (A) The service provided under this tariff shall not be used for an unlawful purpose or used in an abusive manner.

Abusive use includes:

- (1) The use of the service of the Telephone Company for a call or calls, anonymous or otherwise, in a manner reasonably expected to frighten, abuse, torment, or harass another;
- (2) The use of the service in such a manner as to interfere unreasonably with the use of the service by one or more other customers.

**ACCESS SERVICE**2. General Regulations (Cont'd)2.3 Obligations of the Customer2.3.1 Damages

The customer shall reimburse the Telephone Company for damages to Telephone Company facilities utilized to provide services under this tariff caused by the negligence or willful act of the customer or resulting from the customer's improper use of the Telephone Company facilities, or due to malfunction of any facilities or equipment provided by other than the Telephone Company. Nothing in the foregoing provision shall be interpreted to hold one customer liable for another customer's actions. The Telephone Company will, upon reimbursement for damages, cooperate with the customer in prosecuting a claim against the person causing such damage and the customer shall be subrogated to the right of recovery by the Telephone Company for the damages to the extent of such payment.

2.3.2 Ownership of Facilities and Theft

Facilities utilized by the Telephone Company to provide service under the provisions of this tariff shall remain the property of the Telephone Company. Such facilities shall be returned to the Telephone Company by the customer, whenever requested, within a reasonable period. The equipment shall be returned in as good condition as reasonable wear will permit.

**ACCESS SERVICE**2. General Regulations (Cont'd)2.3 Obligations of the Customer (Cont'd)2.3.3 Equipment Space and Power

The customer shall furnish or arrange to have furnished to the Telephone Company, at no charge, equipment space and electrical power required by the Telephone Company to provide services under this tariff at the points of termination of such services. The selection of ac or dc power shall be mutually agreed to by the customer and the Telephone Company. The customer shall also make necessary arrangements in order that the Telephone Company will have access to such spaces at reasonable times for installing, testing, repairing or removing Telephone Company facilities used to provide services.

## 2.3.4 Availability for Testing

Access to facilities used to provide services under this tariff shall be available to the Telephone Company at times mutually agreed upon in order to permit the Telephone Company to make tests and adjustments appropriate for maintaining the services in satisfactory operating condition. Such tests and adjustments shall be completed within a reasonable time. As set forth in 2.4.4(C)(4) following, no credit will be allowed for any interruptions involved during such tests and adjustments.

## 2.3.5 Limitation of Use of Metallic Facilities

Signals applied to a metallic facility shall conform to the limitations set forth in Technical Reference Publication AS No. 1. In the case of application of dc telegraph signaling systems, the customer shall be responsible, at its expense, for the provision of current limiting devices to protect the Telephone Company facilities from excessive current due to abnormal conditions and for the provision of noise mitigation networks when required to reduce excessive noise.

(x)  
(x)

(x) Filed under authority of Special Permission No. 93-598 of the Federal Communications Commission.

**ACCESS SERVICE**2. General Regulations (Cont'd)2.3 Obligations of the Customer (Cont'd)2.3.6 Balance

All signals for transmission over the facilities used to provide services under this tariff shall be delivered by the customer balanced to ground except for ground start, duplex (DX) and McCulloch-Loop (Alarm System) type signaling and dc telegraph transmission at speeds of 75 baud or less.

2.3.7 Design of Customer Services

Subject to the provisions of 2.1.7 preceding (Changes and Substitutions), the customer shall be solely responsible, at its own expense, for the overall design of its services and for any redesigning or rearrangement of its services which may be required because of changes in facilities, operations or procedures of the Telephone Company, minimum protection criteria or operating or maintenance characteristics of the facilities.

2.3.8 References to the Telephone Company

The customer may advise end users that certain services are provided by the Telephone Company in connection with the service the customer furnishes to end users; however, the customer shall not represent that the Telephone Company jointly participates in the customer's services.

**ACCESS SERVICE**2. General Regulations (Cont'd)2.3 Obligations of the Customer (Cont'd)2.3.9 Claims and Demands for Damages

- (A) With respect to claims of patent infringement made by third persons, the customer shall defend, indemnify, protect and save harmless the Telephone Company from and against all claims arising out of the combining with, or use in connection with, the services provided under this tariff, any circuit, apparatus, system or method provided by the customer.
- (B) The customer shall defend, indemnify and save harmless the Telephone Company from and against any suits, claims, losses and damages, including punitive damages, attorney fees and court costs by third persons arising out of the construction, installation, operation, maintenance, or removal of the customer's circuits, facilities, or equipment connected to the Telephone Company's services provided under this tariff including, without limitation, Worker's Compensation claims, actions for infringement of copyright and/or unauthorized use of program material, libel and slander actions based on the content of communications transmitted over the customer's circuits, facilities or equipment, and proceedings to recover taxes, fines, or penalties for failure of the customer to obtain or maintain in effect any necessary certificates, permits, licenses, or other authority to acquire or operate the services provided under this tariff; provided, however, the foregoing indemnification shall not apply to suits, claims, and demands to recover damages for damage to property, death, or personal injury unless such suits, claims or demands are based on the tortious conduct of the customer, its officers, agents or employees.
- (C) The customer shall defend, indemnify and save harmless the Telephone Company from and against any suits, claims, losses or damages, including punitive damages, attorney fees and court costs by the customer or third parties arising out of any act of omission of the customer in the course of using services provided under this tariff.

**ACCESS SERVICE**2. General Regulations (Cont'd)2.3 Obligations of the Customer (Cont'd)2.3.10 Coordination with Respect to Network Contingencies

The customer shall, in cooperation with the Telephone Company, coordinate in planning the actions to be taken to maintain maximum network capability following natural or man-made disasters which affect telecommunications services.

2.3.11 Jurisdictional Report and Certification Requirements(A) Certification Requirements - Special Access, Digital Subscriber Line Access and Public Packet Data Network Services

When the customer orders Special Access Service, Digital Subscriber Line Access Service\* or Public Packet Data Network Service and the customer certifies to the Telephone Company in writing that more than ten percent of the traffic is interstate, the service is considered to be interstate and is provided under this Tariff.

(C)

(C)

(D)

(D)

Following initial certification, should the jurisdictional nature of the customer's Special Access, Digital Subscriber Line Access or Public Packet Data Network Services change, the customer should inform the Telephone Company in writing of the change. The effective date of the change will be the date the Telephone Company receives the customer's notice of change. No charge applies for the jurisdictional change.

(C)

(C)

\*Digital Subscriber Line Access Service used for connections to the Internet is classified as interstate service provided under this tariff in compliance with the Federal Communications Commission's Memorandum Opinion and Order released October 30, 1998 (FCC 98-292).

(N)

(N)

Transmittal No. 150

Issued: March 17, 2010

Effective: April 1, 2010

President  
7852 Walker Drive, Greenbelt, Maryland 20770

**ACCESS SERVICE**2. General Regulations (Cont'd)2.3 Obligations of the Customer (Cont'd)2.3.11 Jurisdictional Report and Certification Requirements (Cont'd)(B) Disputes Involving Jurisdictional Certification - Special Access and Public Packet Data Network(T)  
(T)

If a dispute arises concerning the certification of projected interstate traffic as described in (A) above, the Telephone Company will ask the customer to provide the data the customer used to determine that more than 10% of the traffic is interstate. The customer shall supply the data within thirty (30) days of the Telephone Company request. If the reply results in a jurisdictional change of a Special Access Service or Public Packet Data Network Service, the effective date of the change will be the date the Telephone Company receives the customer's reply. There is no charge when the customer's reply results in a jurisdictional change in the Special Access Service or Public Packet Data Network Service.

(T)  
(T)(C) Jurisdictional Reports - Switched Access

For Switched Access Service, the Telephone Company cannot in all cases determine the jurisdictional nature of customer traffic and its related access minutes. In such cases the customer may be called upon to provide a projected estimate of its traffic, split between the interstate and intrastate jurisdictions. For purposes of determining the jurisdiction of Switched Access Services, the regulations set forth in (1) through (4), below, apply.

(C)  
|  
(C)(D)  
|  
(D)



**ACCESS SERVICE**2. General Regulations (Cont'd)2.3 Obligations of the Customer (Cont'd)2.3.11 Jurisdictional Report and Certification Requirements (Cont'd)(C) Jurisdictional Reports - Switched Access (Cont'd)(1) Percentage of Interstate Use (PIU)

- (a) For purposes of developing the projected interstate percentage for Feature Group C or Feature Group D, the customer shall consider every call that originates from a calling party in one state and terminates to a called party in a different state to be interstate communications. The customer shall consider every call that terminates to a called party within the same state as the state where the calling party is located to be intrastate communications. The manner in which a call is routed through the telecommunications network does not affect the jurisdiction of a call, i.e., a call between two points within the same state is an intrastate call even if it is routed through another state.

For purposes of developing the projected interstate percentage for Feature Group A or Feature Group B, pursuant to Federal Communications Commission Order FCC 85-145 released April 16, 1985, interstate usage is to be developed as though every call that enters a customer network at a point within the same state as that in which the called station (as designated by the called station telephone number) is situated is an intrastate communication and every call for which the point of entry is a state other than that where the called station (as designated by the called station telephone number) is situated, is an interstate communication.

(N)

(N)

(C)

(C)

(T)

(M)

(M)

Certain material currently found on this page formerly appeared on 3rd Revised Page 2-21.

**ACCESS SERVICE**2. General Regulations (Cont'd)

(N)

2.3 Obligations of the Customer (Cont'd)2.3.11 Jurisdictional Report and Certification Requirements (Cont'd)(C) Jurisdictional Reports - Switched Access (Cont'd)

(N)

(1) Percentage of Interstate Use (PIU)

- (b) When the Telephone Company receives sufficient call detail to permit it to determine the jurisdiction of some or all originating and terminating access minutes of use, the Telephone Company will use that call detail to render bills for those minutes of use and will not use PIU factors(s) described in (2), below, to determine the jurisdiction of those minutes of use.

(C)

When the Telephone Company receives insufficient call detail to determine the jurisdiction of some or all originating and terminating access minutes of use, the Telephone Company will apply the PIU factor(s) provided by the customer or developed by the Telephone Company as set forth in (2), below, only to those minutes of use for which the Telephone Company does not have sufficient call detail. Such PIU factor(s) will be used until the customer provides an update to its PIU factor(s) as set forth in (2) (g) or (h), below.

For all flat rated Switched Access Services, the Telephone Company will apply the PIU factor(s) as provided by the customer or developed by the Telephone Company as set forth in (2), below, each month until the customer provides an update to its PIU factor(s) as described in (2) (g) or (h), below.

(C)

**ACCESS SERVICE**2. General Regulations (Cont'd)2.3 Obligations of the Customer (Cont'd)2.3.11 Jurisdictional Report and Certification Requirements (Cont'd)(C) Jurisdictional Reports - Switched Access (Cont'd)(2) Use of PIU Factors

- (a) As specified in Section 5.2.1, following, the customer will provide a projected PIU for each Switched Access Service for each end office when placing its order. Such PIU factors are applied to all usage rated elements (including but not limited to Information Surcharge, Local Switching, and Tandem Switched Transport), where the Telephone Company does not receive sufficient call detail to determine the jurisdiction of the usage.

If the customer fails to provide a PIU factor on its order for service, the following provisions apply:

- (i) For originating access minutes, when the call detail is adequate to determine the appropriate jurisdiction and when the Feature Group C or Feature Group D access minutes of use are measured, the Telephone Company will develop PIU factor(s) on a monthly basis by end office by dividing the customer's measured interstate originating access minutes (the access minutes where the calling party is in one state and the called party is in another state) by the customer's total originating access minutes. (T)
- (ii) For terminating access minutes, other than as specified in (iii), below, the same data used by the Telephone Company to develop the PIU factor for originating access minutes will be used to develop the PIU factor for such terminating access minutes. (C)  
(C)

Transmittal No. 184

**ACCESS SERVICE**2. General Regulations (Cont'd)2.3 Obligations of the Customer (Cont'd)2.3.11 Jurisdictional Report and Certification Requirements (Cont'd)(C) Jurisdictional Reports - Switched Access (Cont'd)(2) Use of PIU Factors (Cont'd)

- (iii) For terminating Feature Group D access minutes used in conjunction with Ethernet Switched Access Local Transport as described in Section 6.1.1(A) following, or Internet Protocol Gateway Access Service (IPG) as described in Section 16.9, following, the Telephone Company will apply a default PIU of 50% to the customer's terminating access minutes.

(C)  
(C)  
(C)

The Telephone Company developed PIU factor(s) described in this section will only be used for minutes of use for which the Telephone Company does not have sufficient call detail to determine the jurisdiction until such time as the customer provides updated PIU factor(s) for these services.

- (b) Separate PIUs are required for flat rated Entrance Facilities, Direct Trunked Transport Facilities, and Switched Access Services Optional Features and Functions. The PIU factor(s) for use with such flat rated elements will reflect the combination of originating and terminating traffic of all services using such facilities.

If the customer fails to provide a PIU factor on its order for service, the Telephone Company will apply the PIU factor it developed pursuant to (2)(a), above, against the customer's flat rated Switched Access Services to apportion those charges between the jurisdictions.

**ACCESS SERVICE**2. General Regulations (Cont'd)2.3 Obligations of the Customer (Cont'd)2.3.11 Jurisdictional Report and Certification Requirements (Cont'd)

(T)

(C) Jurisdictional Reports - Switched Access (Cont'd)(2) Use of PIU Factors (Cont'd)

(T)

- (c) When a customer orders Feature Group A or Feature Group B Switched Access Service, the customer shall, in its order, state the projected percentage for interstate usage for each Feature Group A or Feature Group B Switched Access Service group ordered. The term group shall be construed to mean single lines or trunks as well. For all groups the number of access minutes (either measured or assumed) for a group will be multiplied by the projected interstate percentage to develop the interstate access minutes. The number of access minutes for the group minus the developed interstate access minutes for the group will be developed intrastate access minutes.

(T)  
(M)

- (d) When a customer orders Directory Assistance Service, the customer shall, in its order, provide the projected interstate percentage for terminating use.

(T)  
(M)  
(C)

- (e) When the customer has both interstate and intrastate Operator Services traffic, the percentage interstate usage determined for the customer's FGC or FGD service will be applied to the customer's Operator Services charges.

(T)  
(M)  
(M)

Certain material currently found on this page formerly appeared on 1st Revised Page 2-22, 1st Revised Page 2-24, and 2nd Revised Page 2-25.

Certain material formerly found on this page now appears on Original Page 2-19.1, 2nd Revised Page 2-20, Original Page 2-20.1, and Original Page 22.1

**ACCESS SERVICE**2. General Regulations (Cont'd)2.3 Obligations of the Customer (Cont'd)2.3.11 Jurisdictional Report and Certification Requirements (Cont'd)

(T)

(C) Jurisdictional Reports - Switched Access (Cont'd )(2) Use of PIU Factors (Cont'd)

(T)

- (f) For each service, the customer may only provide a PIU factor that is in a whole number format, i.e., a number from 0 to 100. When the customer provides the PIU factor, the Telephone Company will subtract the provided PIU from 100 and the difference is the percent intrastate usage. The sum of the interstate and intrastate percentages will equal 100 percent. The customer provided factors will be used by the Telephone Company as described in (1)(b), above, until the customer provides updated PIU factors as required in (2)(g) or (h), below.

(N)

(N)

- (g) When the customer adds or discontinues Busy Hour Minutes of Capacity (BHMC) lines or trunks to an existing Switched Access Service group, the customer shall furnish a revised projected interstate percentage for the remaining BHMC, lines or trunks in the end office group. The revised report will serve as the basis for future billing, where applicable, and will be effective on the next bill date. No prorating or back billing will be done based on such revised report.

(C)

(C)

(M)

(M)

(C)

(M)

(C)

Certain material currently found on this page formerly appeared on 1st Revised Page 2-20 and 3rd Revised Page 2-21.

Certain material formerly found on this page now appears on 4th Revised Page 2-21.

**ACCESS SERVICE**

2.	<u>General Regulations</u> (Cont'd)	(N)
2.3	<u>Obligations of the Customer</u> (Cont'd)	
2.3.11	<u>Jurisdictional Report and Certification Requirements</u> (Cont'd)	
(C)	<u>Jurisdictional Reports - Switched Access</u> (Cont'd )	
(2)	<u>Use of PIU Factors</u> (Cont'd)	(N)
(h)	Effective on the first of January, April, July and October of each year, the customer shall update its interstate and intrastate jurisdictional report. The customer shall forward to the Telephone Company, to be received no later than fifteen (15) days after the first of each such month, a revised report showing the interstate and intrastate percentage of use for the past three months ending the last day of December, March, June and September, respectively, for each service arranged for interstate use. Such revised report will serve as the basis for the next three month's billing for determining the jurisdiction for Switched Access Services in cases where the Telephone Company does not have sufficient call detail to do so and will be effective on the bill date for that service. No prorating or back billing will be done based on the revised report.	(T) (M) (C)
		(M) (C) (C)
		(C) (M) (M)
	If the customer does not supply the revised reports, the Telephone Company will assume the percentages to be the same as those provided in the last quarterly report. For those cases in which a quarterly report has never been received from the customer, the Telephone Company will assume the percentages to be the same as those provided in the customer's order for service or as developed by the Telephone Company as specified in (2)(a), above.	(M) (C)
		(M) (C) (C)

Certain material currently found on this page formerly appeared on 1st Revised Page 2-20 and 3rd Revised Page 2-21.

**ACCESS SERVICE**2. General Regulations (Cont'd)2.3 Obligations of the Customer (Cont'd)2.3.11 Jurisdictional Report and Certification Requirements (Cont'd)

(T)

(C) Jurisdictional Reports - Switched Access (Cont'd )(3) Maintenance of Customer Records

(T)

- (a) The customer shall retain for a minimum of six (6) months call detail records that substantiate the interstate percent provided to the Telephone Company as set forth in (2), above, for Switched Access Services. Such records shall consist of (i) and (ii), below, if applicable.

(N)

- (i) All call detail records such as work papers and/or backup documentation including paper, magnetic tapes or any other form of records for billed customer traffic, call information including call terminating address (i.e., called number), the call duration, all originating and terminating trunk groups or access lines over which the call is routed, and the point at which the call enters the customer's network and;

- (ii) If the customer has a mechanized system in place that calculated the PIU, then a description of that system and the methodology used to calculate the PIU must be furnished and any other pertinent information (such as but not limited to flowcharts, source code, etc.) relating to such system must also be made available.

(N)

Certain material formerly found on this page now appears on 2nd Revised Page 2-20



**ACCESS SERVICE**

2. General Regulations (Cont'd)

2.3 Obligations of the Customer (Cont'd)

2.3.11 Jurisdictional Report and Certification Requirements (Cont'd)

(T)

(C) Jurisdictional Reports - Switched Access (Cont'd)

Certain material formerly found on this page now appears on 2nd Revised Page 2-20 and 4th Revised Page 2-21.

**ACCESS SERVICE**2. General Regulations (Cont'd)2.3 Obligations of the Customer (Cont'd)2.3.11 Jurisdictional Report and Certification Requirements (Cont'd)

(T)

(C) Jurisdictional Reports - Switched Access (Cont'd)(4) Disputes Involving Jurisdictional Reports – Switched Access

(T)

- (a) If a billing dispute arises or if a regulatory commission questions the projected PIU factor(s) provided by the customer, the Telephone Company may, by written request, require the customer to provide the data the customer used to determine the projected PIU factor(s). This written request will be considered the initiation of the audit. The customer shall supply the data to an independent auditor or the Telephone Company within thirty (30) days of the Telephone Company request. The customer shall keep records of call detail from which the percentage of interstate and intrastate use can be ascertained as set forth in (3), above, and upon request of the Telephone Company make the records available for inspection at an agreed upon location during normal business hours as reasonably necessary for purposes of verification of the percentages. The Telephone Company will audit data from one quarter unless a longer period is requested by the customer and agreed to by the Telephone Company.

(C)

(C)

Certain material formerly found on this page now appears on 4th Revised Page 2-21 and Original Page 2-25.1

**ACCESS SERVICE**2. General Regulations (Cont'd)2.3 Obligations of the Customer (Cont'd)2.3.11 Jurisdictional Report and Certification Requirements (Cont'd)(C) Jurisdictional Reports - Switched Access (Cont'd)(4) Disputes Involving Jurisdictional Reports – Switched Access  
(Cont'd)

- (b) If the customer does not provide the requested data to the Telephone Company or independent auditor within thirty (30) days of the notice of audit, the customer will be in violation of the Tariff and subject to the provisions specified in Section 2.1.8(A), preceding.
- (c) Audits may be conducted by: (1) the Telephone Company when the customer agrees; (2) an independent auditor under contract to the Telephone Company; (3) a mutually agreed upon independent auditor paid for equally by the customer and the Telephone Company; or (4) an independent auditor selected and paid for by the customer. If the customer selects option (4), where it pays for its own independent audit, the selected auditor must certify that the audit was performed following Commission procedures for measuring interstate traffic as established by Commission Order, and provide the Telephone Company a report with supporting documentation to verify such procedures.
- (d) Verification audits may be conducted no more frequently than once per year except in extreme circumstances. The Telephone Company and customer will attempt to limit the audit to a reasonable time to effectively complete the audit. The Telephone Company and customer shall respond promptly to requests generated during the audit to ensure timely completion of the audit.

(N)

(N)

(C)

(C)

(N)

(N)

Certain material currently found on this page formerly appeared on 2nd Revised Page 2-25.

**ACCESS SERVICE**2. General Regulations (Cont'd)2.3 Obligations of the Customer (Cont'd)2.3.11 Jurisdictional Report and Certification Requirements (Cont'd)(C) Jurisdictional Reports - Switched Access (Cont'd)(4) Disputes Involving Jurisdictional Reports – Switched Access  
(Cont'd)

- (e) When a PIU audit is conducted by the Telephone Company or an independent auditor under contract to the Telephone Company, the audit results will be furnished to the customer by Certified U.S. Mail. When a PIU audit is conducted by an independent auditor selected by the customer, the audit results will be furnished to the Telephone Company by Certified U.S. Mail. The Telephone Company will adjust the customer's PIU based upon the audit results. The PIU resulting from the audit shall be applied to the customer's usage for the quarter the audit is completed, the usage for the quarter prior to the completion of the audit, and the usage for the two (2) quarters following the completion of the audit. After that time, the customer may report revised PIU pursuant to (2)(g) or (h), above. If the revised PIU submitted by the customer represents a deviation of 5 percentage points or more from the audited PIU, and that deviation is not due to identifiable reasons, the provisions in (4)(a), above, may be applied.
- (f) Both credit and debit adjustments will be made to the customer's interstate access charges based on the audit results for the specified periods to accurately reflect the interstate usage for the customer's account consistent with Section 2.4.1, following.

(N)

(N)

**ACCESS SERVICE**

2. General Regulations (Cont'd)

2.3 Obligations of the Customer (Cont'd)

2.3.11 Jurisdictional Report and Certification Requirements (Cont'd)

(C) Jurisdictional Reports - Switched Access (Cont'd)

(4) Disputes Involving Jurisdictional Reports – Switched Access  
(Cont'd)

- (g) If, as a result of an audit conducted by an independent auditor, a customer is found to have over-stated its PIU(s) by 20 percentage points or more, the Telephone Company shall require reimbursement from the customer for the cost of the audit. Such bill(s) shall be due and paid in immediately available funds within 30 days from receipt and shall carry a late payment penalty as set forth in Section 2.4.1, following, if not paid within the 30 days.

(N)

(N)

**ACCESS SERVICE**2. General Regulations (Cont'd)2.3 Obligations of the Customer (Cont'd)2.3.12 Determination of Interstate Charges for Mixed Interstate and Intrastate Switched Access Service

When mixed interstate and intrastate Switched Access Service is provided, all charges (i.e., nonrecurring, monthly and/or usage) including optional features charges, will be prorated between interstate and intrastate. The PIU factor(s) provided by the customer or developed by the Telephone Company as set forth in Section 2.3.11(C)(2), preceding, will serve as the basis for prorating the charges unless the Telephone Company is billing according to sufficient call details as set forth in Section 2.3.11(C)(1)(b), preceding. The percentage of an Access Service to be charged as interstate is applied in the following manner:

(C)  
|  
(C)(A) Monthly and Nonrecurring Charges

For monthly and nonrecurring chargeable rate elements, multiply the percent interstate use times the quantity of chargeable elements times the stated tariff rate per element.

(C)

(B) Usage Sensitive Charges

For usage sensitive (i.e., access minutes and calls) chargeable rate elements, multiply the percent interstate use times actual use (i.e., measured or Telephone Company assumed average use) times the stated tariff rate.

(D)  
(D)

**ACCESS SERVICE**2. General Regulations (Cont'd)2.4 Payment Arrangements and Credit Allowances2.4.1 Payment of Rates, Charges and Deposits(A) Deposits

The Telephone Company will only require a customer that has a proven history of late payments to the Telephone Company or that does not have established credit, to make a deposit as a guarantee of the payment of rates and charges. Such deposit may be required prior to establishing a service or at any time after the provision of a service to the customer. For purposes of this section, a proven history of late payments is defined as two (2) or more occasions within the preceding twelve (12) months in which payment for undisputed charges was not received within three (3) business days following the payment due date, provided the outstanding undisputed amount of each such individual unpaid bill represented at least ten (10) percent of the total charges on that individual bill. The Telephone Company will provide notice via overnight delivery to the person designated by the customer to receive such notice of the requirement to pay a deposit. The customer will be required to make payment of such deposit prior to the provision of service in those cases where the customer has not established credit with the Telephone Company, or otherwise within fifteen (15) business days of such notice. Such notice period will start the day after the notice is sent by overnight delivery.

No such deposit will be required of a customer which is a successor of a company which has established credit and has no history of late payments to the Telephone Company. For new service(s) being established, such deposit will not exceed the estimated rates and charges for a two-month period. For existing services, such deposit will not exceed the actual rates and charges for a two (2) month period associated with each individual bill that met the criteria for late payments specified above. The fact that a deposit has been made in no way relieves the customer from complying with the Telephone Company's regulations as to the prompt payment of bills. At such time as the provision of the service to the customer is terminated, the amount of the deposit will be credited to the customer's account and any credit balance which may remain will be refunded.

(C)

(C)

Certain material formerly found on this page can now be found on Original Page 2-27.1.

**ACCESS SERVICE**2. General Regulations (Cont'd)2.4 Payment Arrangements and Credit Allowances (Cont'd)2.4.1 Payment of Rates, Charges and Deposits (Cont'd)(A) Deposits (Cont'd)

Such a deposit will be refunded or credited to the account when the customer has established credit or, in any event, after the customer has established a one-year prompt payment record at any time prior to the termination of the provision of the service to the customer. In case of a cash deposit, for the period the deposit is held by the Telephone Company, the customer will receive interest at the same percentage rate as that set forth in (C)(2)(a) or in (C)(2)(b) following, whichever is lower.

The rate will be compounded daily for the number of days from the date the customer deposit is received by the Telephone Company to and including the date such deposit is credited to the customer's account or the date the deposit is refunded by the Telephone Company. Should a deposit be credited to the customer's account, as indicated above, no interest will accrue on the deposit from the date such deposit is credited to the customer's account.

(M)

(M)

Certain material currently found on this page formerly appeared on Original Page 2-27.



**ACCESS SERVICE**2. General Regulations (Cont'd)2.4 Payment Arrangements and Credit Allowances (Cont'd)2.4.1 Payment of Rates, Charges and Deposits (Cont'd)(B) Bill Dates

The Telephone Company shall bill on a current basis all charges incurred by and credits due to the customer under this tariff attributable to services established or discontinued during the preceding billing period. In addition, the Telephone Company shall bill in advance charges for all services to be provided during the ensuing billing period except for charges associated with service usage and for the Federal Government which will be billed in arrears. The bill day (i.e., the billing date of a bill for a customer for Access Service under this tariff), the period of service each bill covers and the payment date will be as follows:

- (1) End User Access Service, Federal Universal Service Charge, ISDN Line Ports, DS1 Line Port, Consumer Broadband-Only Loop Charge, Digital Subscriber Line Access Service and Presubscription (T)  
(T)

For End User Access Service, Federal Universal Service Charge, ISDN Line Ports, DS1 Line Port, Consumer Broadband-Only Loop Charge, Digital Subscriber Line Access Service and Presubscription Service, the Telephone Company will establish a bill day each month for each end user account or advise the customer in writing of an alternate billing schedule. Alternate billing schedules shall not be established on less than 60 days notice or initiated by the Telephone Company more than twice in any consecutive 12 month period. The bill will cover End User Access Service, Federal Universal Service Charge, ISDN Line Ports, DS1 Line Port, Consumer Broadband-Only Loop Charge, Digital Subscriber Line Access Service charges for the ensuing billing period except for End User Access Service, Federal Universal Service Charge, ISDN Line Ports, Consumer Broadband-Only Loop Charge, DS1 Line Port, Digital Subscriber Line Access Service for the Federal Government which will be billed in arrears. Any applicable PIC Change Charges, any known unbilled charges for prior periods and any known unbilled adjustments for prior periods for End User Access Service, Federal Universal Service Charge, ISDN Line Ports, DS1 Line Port, Consumer Broadband-Only Loop Charge, Digital Subscriber Line Access Service and Presubscription Service will be applied to this bill. Such bills are due when rendered. (C)  
(C)  
(C)  
(C)

Transmittal No. 204

**ACCESS SERVICE**2. General Regulations (Cont'd)2.4 Payment Arrangements and Credit Allowances (Cont'd)2.4.1 Payment of Rates, Charges and Deposits (Cont'd)(B) Bill Dates (Cont'd)

- (2) Access Services Other Than End User, Federal Universal Service Charge, ISDN Line Ports, DS1 Line Port, Consumer Broadband-Only Loop Charge, Digital Subscriber Line Access Service and Presubscription (T)  
(T)

For Service other than End User Access Service, Federal Universal Service Charge, ISDN Line Ports, Consumer Broadband-Only Loop Charge, DS1 Line Port, Digital Subscriber Line Access Service and Presubscription Service, the Telephone Company will establish a bill day each month for each customer account or advise the customer in writing of an alternate billing schedule. Alternate billing schedules shall not be established on less than 60 days' notice or initiated by the Telephone Company more than twice in any consecutive 12 month period. (C)  
(C)

The bill will cover nonusage sensitive service charges for the ensuing billing period for which the bill is rendered, any known unbilled nonusage sensitive charges for prior periods and unbilled usage charges for the period after the last bill day through the current bill day. Any known unbilled usage charges for prior periods and any known unbilled adjustments will be applied to this bill. Payment for such bills is due in immediately available funds by the payment date, as set forth in (C) following. If payment is not received by the payment date, a late payment penalty will apply as set forth in (C) following.

Transmittal No. 204

## ACCESS SERVICE

### 2. General Regulations (Cont'd)

#### 2.4 Payment Arrangements and Credit Allowances (Cont'd)

##### 2.4.1 Payment of Rates, Charges and Deposits (Cont'd)

##### (C) Payment Dates and Late Payment Penalties

- (1) All bills dated as set forth in (B) (2) preceding for service, other than End User Service, Federal Universal Service Charge, ISDN Line Ports, DS1 Line Port, Consumer Broadband-Only Loop Charge, Digital Subscriber Line Access Service and Presubscription Service, provided to the customer by the Telephone Company are due 31 days (payment date) after the bill day or by the next bill date (i.e., same date in the following month as the bill date), whichever is the shortest interval, except as provided herein, and are payable in immediately available funds. If the customer does not receive a bill at least 20 days prior to the 31 day payment due date, then the bill shall be considered delayed. When the bill has been delayed, upon request of the customer the due date will be extended by the number of days the bill was delayed. Such request of the customer must be accompanied with proof of late bill receipt.

(C)  
(C)

Transmittal No. 204

Issued: December 19, 2016

Effective: January 3, 2017

President  
7852 Walker Drive, Greenbelt, Maryland 20770

**ACCESS SERVICE**

2. General Regulations (Cont'd)

2.4 Payment Arrangements and Credit Allowances (Cont'd)

2.4.1 Payment of Rates, Charges and Deposits (Cont'd)

(C) Payment Dates and Late Payment Penalties (Cont'd)

(1) (Cont'd)

If such payment date would cause payment to be due on a Saturday, Sunday or Legal Holiday, payment for such bills will be due from the customer as follows:

- If the payment date falls on a Sunday or on a Legal Holiday which is observed on a Monday, the payment date shall be the first non-Holiday day following such Sunday or Legal Holiday.
- If the payment date falls on a Saturday or on a Legal Holiday which is observed on Tuesday, Wednesday, Thursday or Friday, the payment date shall be the last non-Holiday day preceding such Saturday or Legal Holiday.

## ACCESS SERVICE

### 2. General Regulations (Cont'd)

#### 2.4 Payment Arrangements and Credit Allowances (Cont'd)

##### 2.4.1 Payment of Rates, Charges and Deposits (Cont'd)

##### (C) Payment Dates and Late Payment Penalties (Cont'd)

- (2) Further, if no payment is received by the payment date or if a payment or any portion of a payment is received by the Telephone Company after the payment date as set forth in (1) preceding, or if a payment or any portion of a payment is received by the Telephone Company in funds which are not immediately available to the Telephone Company, then a late payment penalty shall be due to the Telephone Company. The late payment penalty shall be the payment or the portion of the payment not received by the payment date times a late factor. The late factor shall be the lesser of:
- (a) the highest interest rate (in decimal value) which may be levied by law for commercial transactions, compounded daily for the number of days from the payment date to and including the date that the customer actually makes the payment to the Telephone Company, or
  - (b) 0.000292 per day, compounded daily for the number of days from the payment date to and including the date that the customer actually makes the payment to the Telephone Company.

Certain material formerly found on this page can now be found on Original Page 2-32.1.

**ACCESS SERVICE**

- |       |   |         |
|-------|---|---------|
| 2.    | <u>General Regulations</u> (Cont'd)   | (N)     |
| 2.4   | <u>Payment Arrangements and Credit Allowances</u> (Cont'd)  |         |
| 2.4.1 | <u>Payment of Rates, Charges and Deposits</u> (Cont'd)  | (N)     |
| (D)   | <u>Billing Disputes</u>   | (T) (M) |
| (1)   | A good faith dispute requires the customer to provide a written claim to the Telephone Company. Instructions for submitting a dispute can be obtained by calling the billing inquiry number shown on the customer's bill, or, when available, by accessing such information on the Telephone Company's website also shown on the customer's bill. Such claim must identify in detail the basis for the dispute, and if the customer withholds the disputed amounts, it must identify the account number under which the bill has been rendered, the date of the bill, and the specific items on the bill being disputed to permit the Telephone Company to investigate the merits of the dispute. | (N)     |
| (2)   | The date of the dispute shall be the date on which the customer furnishes the Telephone Company the account information required in (D)(1), above.  |         |
| (3)   | The date of resolution is the date the Telephone Company completes its investigation, provides written notice to the customer regarding the disposition of the claim, i.e., resolved in favor of the customer or resolved in favor of the Telephone Company, and credits the customer's account, if applicable.   | (N)     |

Certain material currently found on this page formerly appeared on Original Page 2-32.

**ACCESS SERVICE**

2.	<u>General Regulations</u> (Cont'd)	(N)
2.4	<u>Payment Arrangements and Credit Allowances</u> (Cont'd)	
2.4.1	<u>Payment of Rates, Charges and Deposits</u> (Cont'd)	
(D)	<u>Billing Disputes</u> (Cont'd)	(N)
(4)	In the event that a billing dispute concerning any charges billed to the customer by the Telephone Company is resolved in favor of the Telephone Company, any payments withheld pending settlement of the dispute shall be subject to the late payment penalty set forth in (C)(2), above.	(C) (M)
(5)	If the customer pays the bill in full by the payment due date, and later initiates a billing dispute within ninety (90) days of the payment due date, penalty interest may be applicable.	
(a)	If the billing dispute is resolved in favor of the customer, the customer shall receive a credit from the Telephone Company. This credit will be an amount equal to the disputed amount resolved in the customer's favor times a penalty factor. This amount will apply from the date of the customer's payment through the date on which the customer receives the disputed amount credit from the Telephone Company. The penalty factor shall be the lesser of:	(C) (M)
(i)	the highest interest rate (in decimal value) which may be levied by law for commercial transactions, compounded daily for the number of days from the first date to and including the last date of the period involved, or	(T) (M)
(ii)	0.000292 per day, compounded daily for the number of days from the first date to and including the last date of the period involved.	(T) (M)

Certain material currently found on this page formerly appeared on Original Page 2-32 and Original Page 2-33.

**ACCESS SERVICE**2. General Regulations (Cont'd)2.4 Payment Arrangements and Credit Allowances (Cont'd)2.4.1 Payment of Rates, Charges and Deposits (Cont'd)

- |      |  |                 |
|------|--|-----------------|
| (D)  | <u>Billing Disputes</u> (Cont'd)   | (T)             |
| (b)  | If the dispute is resolved in favor of the Telephone Company, neither a late payment charge nor a penalty interest charge is applicable.   | (C)             |
| (6)  | If the customer pays the bill in full by the payment due date, and later initiates a billing dispute after (90) days of the payment due date, penalty interest may be applicable.  |                 |
| (a)  | If the billing dispute is resolved in favor of the customer, the customer shall receive a credit from the Telephone Company. This credit will be an amount equal to the disputed amount resolved in the customer's favor times a penalty factor. This amount will apply from the date of the dispute through the date on which the customer receives the disputed amount credit from the Telephone Company. The penalty factor shall be the lesser of: | (C)             |
| (i)  | the highest interest rate (in decimal value) which may be levied by law for commercial transactions, compounded daily for the number of days from the first date to and including the last date of the period involved, or   | (T)             |
| (ii) | 0.000292 per day, compounded daily for the number of days from the first date to and including the last date of the period involved.   | (T)             |
| (b)  | If the dispute is resolved in favor of the Telephone Company, neither a late payment charge nor a penalty interest charge is applicable.   | (C)<br> <br>(C) |

Certain material formerly found on this page can now be found on Original Page 2-32.2 and Original Page 2-33.1.



**ACCESS SERVICE**2. General Regulations (Cont'd)2.4 Payment Arrangements and Credit Allowances (Cont'd)2.4.1 Payment of Rates, Charges and Deposits (Cont'd)(E) Proration of Charges

Adjustments for the quantities of services established or discontinued in any billing period beyond the minimum period set forth for services in other sections of this tariff will be prorated to the number of days based on a 30 day month. The Telephone Company will, upon request, furnish within 30 days of a request and at no charge to the customer such detailed information as may reasonably be required for verification of any bill.

(N)

(N)

(T) (M)

(M)

Certain material currently found on this page formerly appeared on Original Page 2-33.

**ACCESS SERVICE**2. General Regulations (Cont'd)2.4 Payment Arrangements and Credit Allowances (Cont'd)2.4.1 Payment of Rates, Charges and Deposits (Cont'd)(F) Rounding of Charges

When a rate as set forth in this tariff is shown to more than two decimal places, the charges will be determined using the rate shown. The resulting amount will then be rounded to the nearest penny (i.e., rounded to two decimal places).

2.4.2 Minimum Periods

The minimum period for which services are provided and for which rates and charges are applicable is one month except for those services set forth in Section 6 (Switched Access usage rated services, Switched Access High Capacity DS3 Entrance Facility and Direct Trunked Transport, Switched Access Synchronous Optical Channel OC3 and OC12 Entrance Facility and Direct Trunked Transport), Section 7 (Special Access Part-time Video and Program Audio, Special Access High Capacity Service, Special Access Synchronous Optical Channel Service, Frame Relay Access Service), and Section 16 (Asynchronous Transfer Mode Cell Relay Access Service Ports, Ethernet Transport Service), Internet Protocol Gateway Access Service or as otherwise specified. (C)

The minimum period for which service is provided and for which rates and charges are applicable for a Specialized Service or Arrangement provided on an individual case basis as set forth in Section 12 following, is one month unless a different minimum period is established with the individual case filing.

When a service is discontinued prior to the expiration of the minimum period, charges are applicable, whether the service is used or not, as follows:

- (A) When a service with a one month minimum period is discontinued prior to the expiration of the minimum period, a one month charge will apply at the rate level in effect at the time service is discontinued.
- (B) When a service with a minimum period greater than one month is discontinued prior to the expiration of the minimum period, except for Special Access High Capacity Service, Special Access Synchronous Optical Channel Service, and Frame Relay Access Service Optional Rate Plans as set forth in Sections 5.5.1, 7.2.8, 7.2.9 and 16.1.3 following, the applicable charge will be the lesser of (1) the Telephone Company's total nonrecoverable costs less the net salvage value for the discontinued service or (2) the total monthly charges, at the rate level in effect at the time service is discontinued, for the remainder of the minimum period.

Transmittal No. 184

**ACCESS SERVICE**2. General Regulations (Cont'd)2.4 Payment Arrangements and Credit Allowances (Cont'd)2.4.3 Cancellation of an Order for Service

Provisions for the cancellation of an order for service are set forth in other applicable sections of this tariff.

2.4.4 Credit Allowance for Service Interruptions(A) General

A service is interrupted when it becomes unusable to the customer because of a failure of a facility component used to furnish service under this tariff or in the event that the protective controls applied by the Telephone Company result in the complete loss of service by the customer as set forth in 6.2.1 following. An interruption period starts when an inoperative service is reported to the Telephone Company, and ends when the service is operative.

(B) When a Credit Allowance Applies

In case of an interruption to any service, allowance for the period of interruption, if not due to the negligence of the customer, shall be provided.

For Digital Data Access, SD Codes (DA1 through DA6), High Capacity (C)  
(DS1), and Synchronous Optical Channel Service (OB, OD), any period (C)  
during which the error performance is below that specified for the service will be considered as an interruption.

Service interruptions for Specialized Service or Arrangements provided under Section 12 following, shall be administered in the same manner as those set forth in this section (2.4.4) unless other regulations are specified with the individual case filing.

Transmittal No. 150

**ACCESS SERVICE**2. General Regulations (Cont'd)2.4 Payment Arrangements and Credit Allowances (Cont'd)2.4.4 Credit Allowance for Service Interruptions (Cont'd)(B) When a Credit Allowance Applies (Cont'd)

Credit allowances are computed as follows:

- (1) Special Access Service other than Program Audio and Video, flat rated Switched Access Service and Digital Subscriber Line Access Service rate elements

Except as provided for in Section 6.9.3(E), following, for Ethernet Switched Access Local Transport Real Time Class of Service/Quality of Service and Section 16.4.4(A)(3), following, for Ethernet Transport Service Real Time Class of Service/Quality of Service, for Special Access Services other than Program Audio and Video Services, and for flat rated Switched Access Service rate elements (i.e., Entrance Facility, Direct Trunked Transport and Multiplexing, Add/Drop Multiplexing, Customer Node, and Customer Premises Port) and for Digital Subscriber Line Access Service, no credit shall be allowed for an interruption of less than 30 minutes. The customer shall be credited for an interruption of 30 minutes or more at the rate of 1/1440 of the monthly charges for the facility or service for each period of 30 minutes or Major Fraction Thereof that the interruption continues.

(C)  
|  
(C)

The monthly charges used to determine the credit shall be as follows:

- (a) Two-point Services

For two-point services, the monthly charge shall be the total of all the monthly rate element charges associated with the service (i.e., two channel terminations, channel mileage and optional features and functions).

- (b) Multipoint Services

For multipoint services, the monthly charge shall be only the total of all the monthly rate element charges associated with that portion of the service that is inoperative (i.e., a channel termination per customer designated premises, channel mileage and optional features and functions).

Transmittal No. 197

**ACCESS SERVICE**2. General Regulations (Cont'd)2.4 Payment Arrangements and Credit Allowances (Cont'd)2.4.4 Credit Allowance for Service Interruptions (Cont'd)(B) When a Credit Allowance Applies (Cont'd)

- (1) Special Access Service other than Program Audio and Video and flat rated Switched Access Service and Digital Subscriber Line rate elements (Cont'd)

(C)  
(C)(c) Multiplexed Services

For multiplexed services, the monthly charge shall be the total of all the monthly rate element charges associated with that portion of the service that is inoperative. When the facility which is multiplexed or the multiplexer itself is inoperative, the monthly charge shall be the total of all the monthly rate element charges associated with the service to the hub and any individual services from the hub. For Special Access, those charges include Channel Termination, Channel Mileage, and optional features and functions. For Switched Access, those charges include Entrance Facility, Direct Trunked Transport, Multiplexing and optional features and functions such as Add/Drop Multiplexing, Customer Node and Customer Premises Port.

(C)  
|  
(C)

When the service which rides a channel of the multiplexed facility is inoperative, the monthly charge shall be the total of all the monthly rate element charges associated with that portion of the service from the hub or wire center equipped for Add/Drop Multiplexing to a customer premises, Telephone Company central office, WATS office, or Public Packet Data Network Service.

(C)  
|  
(C)

Certain material formerly on this page currently appears on Original Page 2-37.1

Transmittal No. 150

Issued: March 17, 2010

Effective: April 1, 2010

President  
7852 Walker Drive, Greenbelt, Maryland 20770

**ACCESS SERVICE**2. General Regulations (Cont'd)2.4 Payment Arrangements and Credit Allowances (Cont'd)2.4.4 Credit Allowance for Service Interruptions (Cont'd)(B) When a Credit Allowance Applies (Cont'd)

(1) Special Access Service other than Program Audio and Video and flat rated Switched Access Service and Digital Subscriber Line rate elements (Cont'd)

(d) Flat Rated Switched Access Service and Digital Subscriber Line Access Service rate elements

Except as provided for in Section 6.9.3(E), following, for Ethernet Switched Access Local Transport Real Time Class of Service/Quality of Service, for flat rated Switched Access Service rate elements, the monthly charge shall be the total of all the monthly rate element charges associated with the service (i.e., Entrance Facility, Direct Trunked Transport and Multiplexing). For flat rated Digital Subscriber Line Access Service, the monthly charge shall be the total of the monthly rate element charge for the Digital Subscriber Line Access Service.

(C)  
|  
(C)

(e) Public Packet Data Network Services

Except as provided for in Section 16.4.4(A)(3), following, for Ethernet Transport Service Real Time Class of Service/Quality of Service, for Public Packet Data Network Services rate elements, the monthly charge shall be the total of all monthly rate element charges associated with the services.

(C)  
|  
(C)

Certain material currently on this page formerly appeared on 2nd Revised Page 2-37

Transmittal No. 197

**ACCESS SERVICE**2. General Regulations (Cont'd)2.4 Payment Arrangements and Credit Allowances (Cont'd)2.4.4 Credit Allowance for Service Interruptions (Cont'd)(B) When a Credit Allowance Applies (Cont'd)(2) Program Audio and Video Special Access Services

For Program Audio and Video Special Access Services, no credit shall be allowed for an interruption of less than 30 seconds. The customer shall be credited for an interruption of 30 seconds or more as follows:

- (a) For two-point services, when monthly rates are applicable, the credit shall be at the rate of 1/8640 of the monthly charges for the service for each period of 5 minutes or fraction thereof that the interruption continues.
- (b) For two-point services, when daily rates are applicable, the credit shall be at the rate of 1/288 of the daily charges for the service for each period of 5 minutes or fraction thereof that the interruption continues.
- (c) For multipoint services, when monthly rates are applicable, the credit shall be at the rate of 1/8640 of the monthly charges for each channel termination, channel mileage and optional features and functions that are inoperative for each period of 5 minutes or fraction thereof that the interruption continues.

**ACCESS SERVICE**2. General Regulations (Cont'd)2.4 Payment Arrangements and Credit Allowances (Cont'd)2.4.4 Credit Allowance for Service Interruptions (Cont'd)(B) When a Credit Allowance Applies (Cont'd)(2) Program Audio and Video Special Access Services (Cont'd)

- (d) For multipoint services, when daily rates are applicable, the credit shall be at the daily rate of 1/288 of the daily charges for channel termination, channel mileage and optional features and functions that are inoperative for each period of 5 minutes or fraction thereof that the interruption continues.
- (e) For multipoint services, the credit for the monthly or daily charges includes the charges for the distribution amplifier only when the distribution amplifier is inoperative.
- (f) When two or more interruptions occur during a period of 5 consecutive minutes, such multiple interruptions shall be considered as one interruption.

(3) Switched Access

For Switched Access Service, no credit shall be allowed for an interruption of less than 24 hours. The customer shall be credited for an interruption of 24 hours or more at the rate of 1/30 of any applicable monthly rate or assumed minutes of use charge for each period of 24 hours or Major Fraction Thereof that the interruption continues.



**ACCESS SERVICE**2. General Regulations (Cont'd)2.4 Payment Arrangements and Credit Allowances (Cont'd)2.4.4 Credit Allowance for Service Interruptions (Cont'd)(B) When a Credit Allowance Applies (Cont'd)(4) Credit Allowances Cannot Exceed Monthly Rate

The credit allowance(s) for an interruption or for a series of interruptions shall not exceed any monthly rate for the service interrupted in any 1 monthly billing period.

(C) When a Credit Allowance Does Not Apply

No credit allowance will be made for:

- (1) Interruptions caused by the negligence of the customer;
- (2) Interruptions of a service due to the failure of equipment or systems provided by the customer or others;
- (3) Interruptions of a service during any period in which the Telephone Company is not afforded access to the premises where the service is terminated;
- (4) Interruptions of a service when the customer has released that service to the Telephone Company for maintenance purposes, to make rearrangements, or for the implementation of an order for a change in the service during the time that was negotiated with the customer prior to the release of that service. Thereafter, a credit allowance as set forth in (B) preceding applies;

**ACCESS SERVICE**2. General Regulations (Cont'd)2.4 Payment Arrangements and Credit Allowances (Cont'd)2.4.4 Credit Allowance for Service Interruptions (Cont'd)(C) When a Credit Allowance Does Not Apply (Cont'd)

- (5) Interruptions of a service which continue because of the failure of the customer to authorize replacement of any element of special construction, as set forth in NATIONAL EXCHANGE CARRIER ASSOCIATION, INC. TARIFF F.C.C. NO. 3 for SPECIAL CONSTRUCTION. The period for which no credit allowance is made begins on the seventh day after the customer receives the Telephone Company's written notification of the need for such replacement and ends on the day after receipt by the Telephone Company of the customer's written authorization for such replacement; (x)
- (6) Periods when the customer elects not to release the service for testing and/or repair and continues to use it on an impaired basis; or (x)
- (7) An interruption or a group of interruptions, resulting from a common cause, that would result in credit in an amount less than one dollar.

## (D) Use of an Alternative Service Provided by the Telephone Company

Should the customer elect to use an alternative service provided by the Telephone Company during the period that a service is interrupted, the customer must pay the tariffed rates and charges for the alternative service used.

- (x) Filed under authority of Special Permission No. 93-598 of the Federal Communications Commission.

**ACCESS SERVICE**2. General Regulations (Cont'd)2.4 Payment Arrangements and Credit Allowances (Cont'd)2.4.4 Credit Allowance for Service Interruptions (Cont'd)(E) Temporary Surrender of a Service (Cont'd)

In certain instances, the customer may be requested by the Telephone Company to surrender a service for purposes other than maintenance, testing or activity relating to a service order. If the customer consents, a credit allowance will be granted. The credit allowance will be 1/1440 of the monthly rate for each period of 30 minutes or fraction thereof that the service is surrendered. In no case will the credit allowance exceed the monthly rate for the service surrendered in any one monthly billing period.

2.4.5 Re-establishment of Service Following Fire, Flood or Other Occurrence(A) Nonrecurring Charges Do Not Apply

Charges do not apply for the re-establishment of service following a fire, flood or other occurrence attributed to an Act of God provided that:

- (1) The service is of the same type as was provided prior to the fire, flood or other occurrence.
- (2) The service is for the same customer.
- (3) The service is at the same location on the same premises.
- (4) The re-establishment of service begins within 60 days after Telephone Company service is available. (The 60 day period may be extended a reasonable period if the renovation of the original location on the premises affected is not practical within the allotted time period).

**ACCESS SERVICE**2. General Regulations (Cont'd)2.4 Payment Arrangements and Credit Allowances (Cont'd)2.4.5 Re-establishment of Service Following Fire, Flood or Other Occurrence (Cont'd)(B) Nonrecurring Charges Apply

Nonrecurring Charges apply for establishing service at a different location on the same premises or at a different premises pending re-establishment of service at the original location.

2.4.6 Title or Ownership Rights

The payment of rates and charges by customers for the services offered under the provisions of this tariff does not assign, confer or transfer title or ownership rights to proposals or facilities developed or utilized, respectively, by the Telephone Company in the provision of such services.

2.4.7 Access Services Provided By More Than One Telephone Company

When an Access Service is provided by more than one Telephone Company, the Telephone Companies involved will mutually agree upon one of the billing methods as set forth in (B) (1) and (2) following based on the service being provided. The Telephone Companies will notify the customer in writing of the billing method being used. The customer will place the order for the service as set forth in 5.3 following dependent upon the billing method.

(A) Non Meet Point Billing/Feature Group A

Non Meet Point Billing under a Revenue Sharing Agreement is the generally accepted billing method for Feature Group A Switched Access Service. At the agreement of the participating Telephone Companies, Meet Point Billing may apply to jointly provided Feature Group A services as set forth in (B) following.

**ACCESS SERVICE**2. General Regulations (Cont'd)2.4 Payment Arrangements and Credit Allowances (Cont'd)2.4.7 Access Services Provided by More Than One Telephone Company(A) Non Meet Point Billing/Feature Group A (Cont'd)(1) Single Company Billing/Revenue Sharing

All Telephone Companies jointly providing Feature Group A service will receive an order or a copy of the order, from the customer, as specified in 5.3.1(A) following. The telephone company that provides the dial tone will arrange to provide the service, determine the applicable charges and bill the customer for the entire service in accordance with its Access Services tariff as provided for under a Feature Group A Revenue Sharing Agreement.

(B) Meet Point Billing

Meet Point Billing is required when an access service is provided by multiple Telephone Companies for Feature Groups B, C, and D Switched Access Services and Special Access. It is optional for Feature Group A Switched Access Service.

Each Telephone Company jointly providing the access service will receive an order or a copy of the order from the customer as specified in 5.3.2 following and arrange to provide the service.

For usage rated access services the access minutes of use will generally be determined by the recording company. Where the recording company is not the Bill Rendering Company, the recording company will provide detailed usage records to the Bill Rendering Company to develop the access minutes.

**ACCESS SERVICE**2. General Regulations (Cont'd)2.4 Payment Arrangements and Credit Allowances (Cont'd)2.4.7 Access Services Provided by More Than One Telephone Company(B) Meet Point Billing (Cont'd)

The Bill Rendering Company in a single bill arrangement for Feature Groups B, C, and D Switched Access Services, is normally the end user's end office, for WATS usage the Bill Rendering Company is normally the WATS Serving Office. The name of the Bill Rendering Company will be included in the meet point billing notification provided to the customer by all the telephone companies on all meet point billed services.

The non Bill Rendering Company(s) is any Telephone Company(s) in whose territory a segment of the Local Transport or Channel Mileage is provided and/or where the customer's Point of Termination is located.

There are two Meet Point Billing Options, Single Bill and Multiple Bill. These billing options are explained in (1) and (2) following. The Single Bill option is the preferred method. However, when a single bill option can not be agreed to by all telephone companies providing service, the multiple bill option is the default.

Each telephone company must provide meet point billing notification to the customer, in writing, when new service is ordered or 30 days prior to changing an existing meet point arrangement. The notification should include the following:

**ACCESS SERVICE**2. General Regulations (Cont'd)2.4 Payment Arrangements and Credit Allowances (Cont'd)2.4.7 Access Services Provided by More Than One Telephone Company(B) Meet Point Billing (Cont'd)

- The Meet Point Billing Option that will be used;
- The Telephone Company(s) that will render the bill(s);
- The Telephone Company(s) to whom payment(s) should be remitted; and
- The Telephone Company(s) that will provide the bill inquiry function.

A Telephone Company that renders a meet point bill, the Bill Rendering Company, will render the bill in accordance with the industry standards as described in the Multiple Exchange Carrier Access Billing (MECAB) Guidelines and the Multiple Exchange Carrier Ordering and Design (MECOD) Guidelines. The bill will include cross reference(s) to the other telephone Company(s) providing service and common circuit identifiers. Should a billing dispute arise, the terms and conditions of the Bill Rendering company will apply.

(1) Single Bill Option

The single bill option allows the customer to receive one bill for access services that are provided by more than one company. The single bill option provides the following two billing alternatives: (C)

- Single Bill/Multiple Tariff; and (C)
- Single Bill/Single Tariff. (D)

These options are described following in (a) and (b) respectively. (C)

**ACCESS SERVICE**2. General Regulations (Cont'd)2.4 Payment Arrangements and Credit Allowances (Cont'd)2.4.7 Access Services Provided by More Than One Telephone Company(B) Meet Point Billing (Cont'd)(1) Single Bill Option (Cont'd)(a) Single Bill/Multiple Tariff

The single bill/multiple tariff bill is prepared by the Bill Rendering Company but reflects all rates and charges for each connecting company's part of the service based on each company's access tariff.

The Bill Rendering Company will:

- determine and include all recurring and nonrecurring rates and charges for each involved Telephone Company;
- identify each involved Telephone Company's rates and charges separately on the bill;
- forward the bill to the customer and provide a copy of the bill or other substantiation of the charges to the connecting Telephone Companies; and
- advise the customer how to remit the payment, either directly to each Telephone Company involved in the provision of this meet point billed service, or, as a single payment made to the Bill Rendering Company. If payments are to be sent directly to the Bill Rendering Company, the non Bill Rendering Company(s) will provide the customer with written authorization for the payment arrangement.



**ACCESS SERVICE**

2. General Regulations (Cont'd)

2.4 Payment Arrangements and Credit Allowances (Cont'd)

2.4.7 Access Services Provided by More Than One Telephone Company

(B) Meet Point Billing (Cont'd)

(1) Single Bill Option (Cont'd)

(D)

(D)

**ACCESS SERVICE**

2. General Regulations (Cont'd)

2.4 Payment Arrangements and Credit Allowances (Cont'd)

2.4.7 Access Services Provided by More Than One Telephone Company

(B) Meet Point Billing (Cont'd)

(1) Single Bill Option (Cont'd)

(D)

(D)

## ACCESS SERVICE

### 2. General Regulations (Cont'd)

#### 2.4 Payment Arrangements and Credit Allowances (Cont'd)

##### 2.4.7 Access Services Provided by More Than One Telephone Company

###### (B) Meet Point Billing (Cont'd)

###### (1) Single Bill Option (Cont'd)

###### (b) Single Bill/Single Tariff

(T)

The single bill/single tariff bill provides a meet point bill that is billed completely at the Billing Rendering Company's tariff rates and regulations.

The Bill Rendering Company will:

- determine and include on the access bill all usage data and all other recurring and nonrecurring rates and charges per its access tariff; and
- forward the bill to the customer.

The customer will remit the payment to the Bill Rendering Company.

###### (2) Multiple Bill Option

Under the Multiple Bill Option each company providing the access service will render an access bill to the customer for its portion of the service based on its access tariff rates and regulations. For switched access Multiple bills the end office company is generally the Initial Billing Company (IBC). The IBC is the company that calculates the access minutes to be billed to the customer and provides this data to each connecting company providing service, i.e., the Subsequent Billing Company(s). Each company, IBC and SBC, will:

**ACCESS SERVICE**2. General Regulations (Cont'd)2.4 Payment Arrangements and Credit Allowances (Cont'd)2.4.7 Access Services Provided by More Than One Telephone Company(B) Meet Point Billing (Cont'd)(2) Multiple Bill Option (Cont'd)

- prepare its own bill;
- determine its charge(s) for Local Transport, Directory Transport, and/or Channel Mileage as set forth in (3) following;
- determine and include all recurring and nonrecurring rates and charges of its access tariff;
- reflect its Billing Account Reference (BAR) and all connecting company Billing Account Cross Reference (BACR) code(s);
- forward its bill to the customer.

The customer will remit payment directly to each Bill Rendering Company.

(3) Determination of Meet Point Billed Local Transport and Channel Mileage Charges

Except as specified in (j) below for Ethernet Switched Access Local Transport, each Telephone Company's portion of the Local Transport and Channel mileage will be developed as follows:

(C)  
(C)

- (a) Determine the appropriate Local Transport or Channel Mileage by computing the number of airline miles between the Telephone Company premises (end office, access tandem or serving wire centers for

Transmittal No. 197

**ACCESS SERVICE**2. General Regulations (Cont'd)2.4 Payment Arrangements and Credit Allowances (Cont'd)2.4.7 Access Services Provided by More Than One Telephone Company(B) Meet Point Billing (Cont'd)(3) Determination of Meet Point Billed Local Transport and Channel Mileage Charges (Cont'd)

- (a) (Cont'd)  
Switched Access or serving wire centers for Special Access) using the V&H method set forth respectively in 6.4.6 and 7.2.5 following.
- (b) Determine the billing percentage (BP), as set forth in NATIONAL EXCHANGE CARRIER ASSOCIATION, INC. TARIFF F.C.C. NO. 4, which represents the portion of the service provided by each Telephone Company.
- (c) For Feature Groups A, B, C and D Tandem Switched Transport:
  - multiply the number of originating and terminating access minutes of use routed over the facility times the number of airline miles, as set forth in (a) preceding, times the BP for each Telephone Company, as set forth in (b) preceding, times the Tandem Switched Facility rate;
  - multiply the Tandem Switched Termination rate times the number of originating and terminating access minutes routed over the facility .
  - When a tandem office is located within the operating territory of a Telephone Company, participating in this Tariff, multiply the Tandem Switching rate times the number of originating and terminating access minutes that are switched at the tandem.

(C)  
|  
(C)  
|  
(C)  
|  
(C)  
|  
(N)  
|  
(N)

**ACCESS SERVICE**2. General Regulations (Cont'd)2.4 Payment Arrangements and Credit Allowances (Cont'd)2.4.7 Access Services Provided by More Than One Telephone Company(B) Meet Point Billing (Cont'd)(3) Determination of Meet Point Billed Local Transport and Channel Mileage Charges (Cont'd)

## (c) (Cont'd)

The Tandem Switched Termination rate is applied as set forth in 6.1.3(A) following. The Switched Access Nonrecurring Charges are applied as set forth in 6.4.1(B) following. (Note: The BP is not applied to the Switched Access Tandem Switched Termination rate or any Nonrecurring Charge.)

## (d) For Feature Groups A, B, C, and D Direct Trunked Transport:

- multiply the number of airline miles, as set forth in (a) preceding, times the BP for each Telephone Company, as set forth in (b) preceding, times the Direct Trunked Facility rate.
- The Direct Trunked Termination rate is applied as set forth in 6.1.3(A) following. The Switched Access Nonrecurring Charges are applied as set forth in 6.4.1(B) following. (Note: The BP is not applied to either the Switched Access Direct Trunked Termination rate or any Nonrecurring Charge.)

## (e) For Feature Groups A, B, C, and D.

(D)

(D)

- When the Entrance Facility and/or Multiplexing equipment is located within the operating territory of a Telephone Company participating in this Tariff, the Entrance Facility and/or Multiplexing charge will apply.

(C)

- The Billing Percentage (BP) is not applicable to the Entrance Facility and Multiplexer charges.

(C)

Transmittal No. 150

**ACCESS SERVICE**2. General Regulations (Cont'd)2.4 Payment Arrangements and Credit Allowances (Cont'd)2.4.7 Access Services Provided by More Than One Telephone Company(B) Meet Point Billing (Cont'd)(3) Determination of Meet Point Billed Local Transport and Channel Mileage Charges (Cont'd)

- (f) For Special Access, multiply the number of airline miles, as set forth in (a) preceding, times the BP for each Telephone Company, as set forth in (b) preceding, times the Channel Mileage Facility rate and add the Channel Mileage Termination rate.

(T) (M)

The Special Access Channel Mileage Termination rate and nonrecurring charges are applied as set forth in 7.2.1(B)(2) and 7.2.2(C) following. (Note: The BP is not applied to either the Channel Mileage Termination Recurring Rate or any Nonrecurring Charge.)

(M)

- (g) When three or more Telephone Companies are involved in providing an Access Service, the intermediate Telephone Company(s) will determine the appropriate charges as set forth in (c) through (f ) preceding. Additionally, when a segment of the Tandem Switched Facility, Direct Trunked Facility or Channel Mileage Facility is measured to the intermediate office(s), the Tandem Switched Termination, Direct Trunked Termination or Channel Mileage Termination rates are also applied at the intermediate Telephone Company(s) office(s).

(T)

(C)

(C)

**ACCESS SERVICE**2. General Regulations (Cont'd)2.4 Payment Arrangements and Credit Allowances (Cont'd)2.4.7 Access Services Provided by More Than One Telephone Company(B) Meet Point Billing (Cont'd)(3) Determination of Meet Point Billed Local Transport and Channel Mileage Charges (Cont'd)(h) Example 1 - Switched Access

(T)

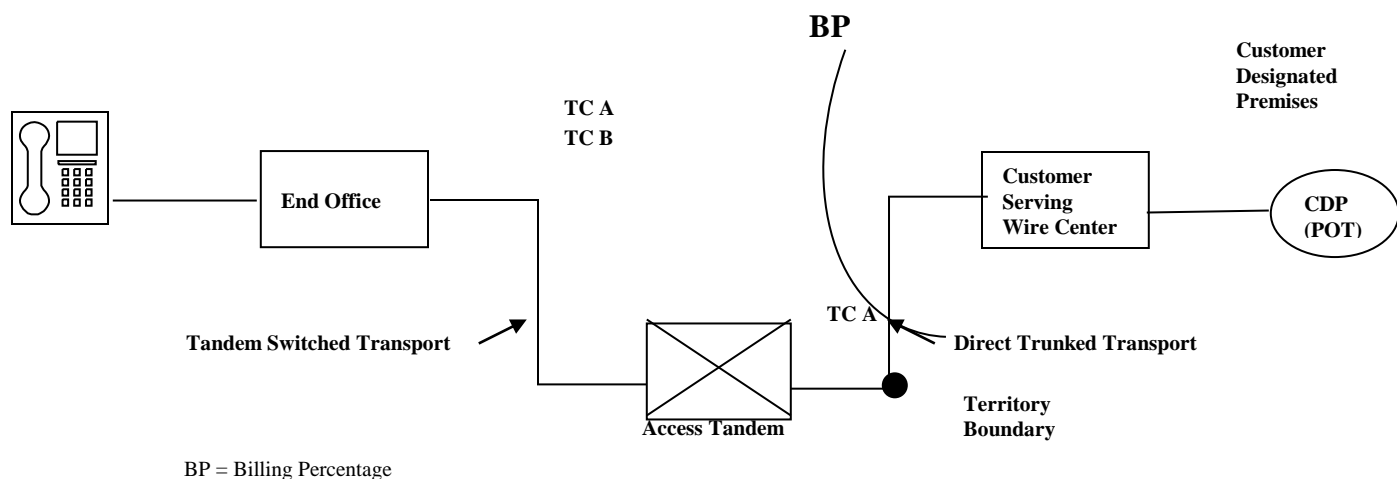
## Layout

- Feature Group D Switched Access is ordered to End Office. (C)
- End Office and Access Tandem are in the operating territory of Telephone Company A (TC A). (C)
- Customer designated premises is in the operating territory of Telephone Company B (TC B).

Telephone Company A  
(TC A)  
Operating Territory

Telephone Company B  
(TC B)  
Operating Territory

(C)



(C)

Transmittal No. 150



**ACCESS SERVICE**2. General Regulations (Cont'd)2.4 Payment Arrangements and Credit Allowances (Cont'd)2.4.7 Access Services Provided by More Than One Telephone Company(B) Meet Point Billing (Cont'd)(3) Determination of Meet Point Billed Local Transport and Channel Mileage Charges (Cont'd)(h) Example 1 - Switched Access (Cont'd)

(T)

The following example reflects the rate calculations for TC A. Rates for a company not participating in this tariff would appear in that company's access tariff.

- Assume:

End Office to Access Tandem:

(C)

Airline miles from TC A End Office to TC A Access Tandem = 22.1, Rounded = 23.

Access Tandem to Serving Wire Center:

Airline miles from TC A Access Tandem to TC B Serving Wire Center = 25.6, Rounded = 26.

(C)

Billing Percentage (BP)

TC A = 40%

(C)

TC B = 60%

(C)

Access Minutes (AM) = 9000

Tandem Switched Facility Rate = TSF

Tandem Switched Termination Rate = TST

Tandem Switching Rate = TS

(D)

(D)

End Office Charges = EO

Direct Trunked Facility Rate = DTF

(N)

Direct Trunked Termination Rate = DTT

(N)

Transmittal No. 150

Issued: March 17, 2010

Effective: April 1, 2010

President  
7852 Walker Drive, Greenbelt, Maryland 20770

**ACCESS SERVICE**2. General Regulations (Cont'd)2.4 Payment Arrangements and Credit Allowances (Cont'd)2.4.7 Access Services Provided by More Than One Telephone Company(B) Meet Point Billing (Cont'd)(3) Determination of Meet Point Billed Local Transport and Channel Mileage Charges (Cont'd)(h) Example 1 - Switched Access (Cont'd)

- Telephone Company A charges are:

Tandem Switched Facility charge  
= 9,000 min. x 23 mi. x TSF rate (C)Tandem Switched Termination charge  
= 2 terminations x 9,000 min. x TST rate (C)Tandem Switching charge  
= 9,000 x TS rate (D)  
(D)End Office Charges  
= 9,000 min. x EO rates (N)  
Direct Trunked Facility charge (N)  
= 26 miles x DTF rate x 40% (N)Direct Trunked Termination charge (N)  
= 1 termination x DTT rate (N)

Transmittal No. 150

Issued: March 17, 2010

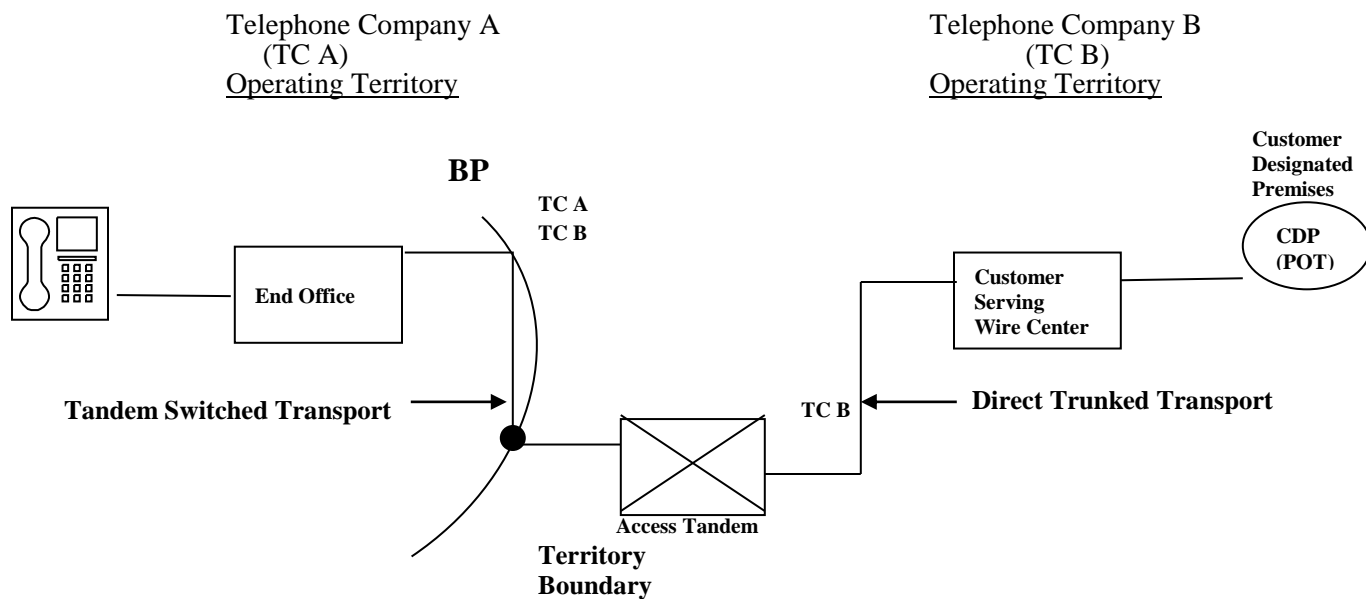
Effective: April 1, 2010

President  
7852 Walker Drive, Greenbelt, Maryland 20770

**ACCESS SERVICE**2. General Regulations (Cont'd)2.4 Payment Arrangements and Credit Allowances (Cont'd)2.4.7 Access Services Provided by More than One Telephone Company(B) Meet Point Billing (Cont'd)(3) Determination of Meet Point Billed Local Transport and Channel Mileage Charges (Cont'd)(i) Example 2 - Switched Access

## Layout

- Feature Group D Switched Access is ordered to End Office.
- End office is in the operating territory of Telephone Company (TC-A).
- Access Tandem and Customer Designated Premises are in the Operating territory of Telephone Company (TC-B).



BP = Billing Percentage

Transmittal No. 150

Issued: March 17, 2010

Effective: April 1, 2010

President  
7852 Walker Drive, Greenbelt, Maryland 20770

**ACCESS SERVICE**2. General Regulations (Cont'd)2.4 Payment Arrangements and Credit Allowances (Cont'd)2.4.7 Access Services Provided by More than One Telephone Company

(N)

(B) Meet Point Billing (Cont'd)(3) Determination of Meet Point Billed Local Transport and Channel Mileage Charges (Cont'd)(i) Example 2 - Switched Access (Cont'd)

The following example reflects the Rate calculations for TC-A. Rates for a company not participating in this tariff would appear in that company's access tariff.

- Assume:

End Office to Access Tandem:

Airline miles from TC A End Office

To TC B Access Tandem = 22.1,

Rounded = 23

Billing Percentage (BP)

TC A = 80%

TC B = 20%

Access Tandem to Serving Wire

Center:

Airline miles from TC B Access

Tandem to TC B Serving Wire Center

= 25.6, rounded = 26

Access Minutes = 9000

End Office Charges = EO

Tandem Switched Facility Rate = TSF

Tandem Switched Termination Rate = TST

Tandem Switching Rate = TS

Direct Trunked Facility Rate = DTF

Direct Trunked Termination Rate = DTT

Transmittal No. 150

(N)

**ACCESS SERVICE**2. General Regulations (Cont'd)2.4 Payment Arrangements and Credit Allowances (Cont'd)2.4.7 Access Services Provided by More than One Telephone Company(B) Meet Point Billing (Cont'd)(3) Determination of Meet Point Billed Local Transport and Channel Mileage Charges (Cont'd)(i) Example 2 - Switched Access (Cont'd)

- Telephone Company A charges are:

End Office charges  
= 9,000 min. x EO rate

Tandem Switched Facility charge  
= 9,000 min. x 23 mi. x TSF rate x 80%

Tandem Switched Termination charge  
= 1 termination x 9,000 min. x TST rate

## (j) For Ethernet Switched Access Local Transport (ESALT):

- When ESALT is jointly provided with a Telephone Company in an adjacent operating territory, each of the two Telephone Companies involved (i.e., the company with the ESALT SWC and the company with the SWC serving the customer designated premises) will bill one ESALT Direct Trunked Termination (ESALT DTT) monthly rate element, one ESALT Direct Trunked Facility (ESALT DTF)-E2 monthly rate element, one ESALT DTT nonrecurring charge and one Access Order Charge. The company with the SWC serving the customer designated premises will also bill the customer the applicable monthly and nonrecurring charges for the ESALT Entrance Facility (EF) rate element.
- When ESALT is jointly provided with a Telephone Company in a non-adjacent operating territory and the airline distance between the ESALT SWC and the SWC serving the customer designated premises is 50 airline miles or less as measured using the V&H coordinates method, each of the two

(N)

(N)

**ACCESS SERVICE**2. General Regulations (Cont'd)2.4 Payment Arrangements and Credit Allowances (Cont'd)2.4.7 Access Services Provided by More than One Telephone Company(B) Meet Point Billing (Cont'd)(3) Determination of Meet Point Billed Local Transport and Channel Mileage Charges (Cont'd)

## (j) For Ethernet Switched Access Local Transport (ESALT): (Cont'd)

Telephone Companies involved (i.e., the company with the ESALT SWC and the company with the SWC serving the customer designated premises) will bill one ESALT DTT monthly rate element, one ESALT DTF-E3 monthly rate element, one ESALT DTT nonrecurring charge and one Access Order Charge. The company with the SWC serving the customer designated premises will also bill the customer the applicable monthly and nonrecurring charges for the ESALT Entrance Facility (EF) rate element.

- When ESALT is jointly provided with a Telephone Company in a non-adjacent operating territory and the airline distance between the ESALT SWC and the SWC serving the customer designated premises is between 51 and 75 airline miles as measured using the V&H coordinates method, each of the two Telephone Companies involved (i.e., the company with the ESALT SWC and the company with the SWC serving the customer designated premises) will bill one ESALT DTT monthly rate element, one ESALT DTF-E4 monthly rate element, one ESALT DTT nonrecurring charge and one Access Order Charge. The company with the SWC serving the customer designated premises will also bill the customer the applicable monthly and nonrecurring charges for the ESALT Entrance Facility (EF) rate element.

The applicable monthly and nonrecurring charges will be based on the ESALT bandwidth capacity ordered by the customer.

When required, charges for Tandem Switched Transport mileage between the ESALT SWC and end office(s) will be determined based on the provisions in (a) through (c) above.

Transmittal No. 197

(N)

(N)

## ACCESS SERVICE

### 2. General Regulations (Cont'd)

#### 2.5 Connections

Equipment and Systems (i.e., terminal equipment, multiline terminating systems and communications systems) may be connected with Switched, Digital Subscriber Line, Special and Public Packet Data Network Access Services furnished by the Telephone Company where such connection is made in accordance with the provisions specified in Technical Reference Publication AS No. 1 and in 2.1 preceding.

(C)  
(C)

Transmittal No. 150

## ACCESS SERVICE

### 2. General Regulations (Cont'd)

#### 2.6 Definitions

Certain terms used herein are defined as follows:

##### 800 Series Service

800 Series Service is a generic term for access services associated with toll free numbers, which include 800, 888, 877, 866, 855, 844, 833 and 822.

##### 800 Series Data Base Access Service

800 Series Data Base Access Service is a generic term for data base access services associated with toll free numbers, which include 800, 888, 877, 866, 855, 844, 833 and 822.

##### Access Code

The term "Access Code", with the exception of Feature Group B (FGB) with an Abbreviated Dial Arrangement (ADA), denotes a uniform access code assigned by the Telephone Company to an individual customer in the form of 10XXX or 101XXX X and 950-XXXX.

##### Access Minutes

For the purpose of calculating chargeable usage, the term "Access Minutes" denotes customer usage of exchange facilities in the provision of interstate or foreign service. On the originating end of an interstate or foreign call, usage is measured from the time the originating end user's call is delivered by the Telephone Company to and acknowledged as received by the customer's facilities connected with the originating exchange. On the terminating end of an interstate or foreign call, usage is measured from the time the call is received by the end user in the terminating exchange. Timing of usage at both originating and terminating ends of an interstate or foreign call shall terminate when the calling or called party disconnects, whichever event is recognized first in the originating and terminating exchanges, as applicable.

##### Access Order

For Local Number Portability Query Service, N-1 telecommunications carriers who arrange in advance for the Telephone Company to perform queries on their behalf must identify where calls will terminate, i.e., which end office or tandem switch, and provide rolling three months estimates of the volume of traffic including estimated total monthly traffic and maximum busy hour volumes and the Telephone Company switch to which this traffic volume is routed.

(T)



**ACCESS SERVICE**2. General Regulations (Cont'd)2.6 Definitions (Cont'd)Access Tandem

The term "Access Tandem" denotes a Telephone Company or centralized equal access provider switching system that provides a concentration and distribution function for originating or terminating traffic between end offices and a customer designated premises.

Add/Drop Multiplexing

The term "Add/Drop Multiplexing" denotes a multiplexing function offered in connection with SONET that allows lower level signals to be added or dropped from a high speed optical carrier channel in a wire center. The connection to the add/drop multiplexer is via a channel to a Central Office Port at a specific digital speed (i.e., DS3, DS1, etc.)

Advanced Intelligent Network (AIN)

The term "Advanced Intelligent Network (AIN)" denotes a telecommunications network architecture that uses databases to facilitate call processing, call routing, and network management, allowing carriers to change the routing of both inbound and outbound calls from moment to moment.

Aggregator

The term "Aggregator" denotes any entity that, in the ordinary course of its operations, makes telephones available to the public or to transient users of its premises, for interstate telephone calls using a provider of operator services.

Answer/Disconnect Supervision

The term "Answer/Disconnect Supervision" denotes the transmission of the switch trunk equipment supervisory signal (off-hook or on-hook) to the customer's point of termination as an indication that the called party has answered or disconnected.

Asymmetrical Digital Subscriber Line (ADSL)

The term "Asymmetrical Digital Subscriber Line (ADSL)" denotes an access technology that allows voice and high speed data to be sent simultaneously over local exchange service facilities. ADSL supports the transmission of data signals at a different speed when receiving data (downstream rate) than when sending data (upstream rate).

(C)  
(C)Asynchronous Transfer Mode (ATM)

The term "Asynchronous Transfer Mode (ATM)" denotes a high speed networking technology that utilizes fixed-length cells. ATM is connection-oriented and provides traffic routing prioritization parameters which enable different types of traffic such as voice, data and video to be carried over the same network.

Transmittal No. 143

**ACCESS SERVICE**2. General Regulations (Cont'd)2.6 Definitions (Cont'd)Attenuation Distortion

The term "Attenuation Distortion" denotes the difference in loss at specified frequencies relative to the loss at 1004 Hz, unless otherwise specified.

Automatic Number Identification (ANI)

The term "Automatic Number Identification" denotes the Multi-Frequency (MF) signaling parameter that identifies the billing number of the calling party.

Balance (100 Type) Test Line

The term "Balance (100 Type) Test Line" denotes an arrangement in an end office which provides for balance and noise testing.

Bearer Channel

The term "Bearer Channel" denotes a basic communications channel with no enhanced or value-added service included other than the bandwidth transmission capability provided with the channel.

Billing Name and Address

The term "Billing Name and Address" (BNA) means the name and address provided to a local exchange company by each of its local exchange customers to which the local exchange company directs bills for its services.

Bit

The term "Bit" denotes the smallest unit of information in the binary system of notation.

Broadband

The term "broadband", in the context of telecommunications services provided under this tariff, refers to services providing data or information transmission speeds over 200 kbps in at least one direction. Full broadband transmission services provide transmission at speeds over 200 kbps for both upstream and downstream transmissions.

Broadband Internet Access Service

The term "Broadband Internet Access Service" denotes a mass-market retail service by wire or radio that provides the capability to transmit data to and receive data from all or substantially all Internet endpoints, including any capabilities that are incidental to and enable the operation of the communications service, but excluding dial-up service.

(N)  
|  
(N)

Transmittal No. 215

**ACCESS SERVICE**

2. General Regulations (Cont'd)

2.6 Definitions (Cont'd)

Business Day

(M)

The term "Business Day" denotes the times of day that a company is open for business. Generally, in the business community, these are 8:00 or 9:00 a.m. to 5:00 or 6:00 p.m., respectively, with an hour for lunch, Monday through Friday, resulting in a standard forty (40) hour work week. However, Business Day hours for the Telephone Company may vary based on company policy, union contract and location.

(M)

Material found on this page previously appeared on 4th Revised Page 2-60.1.

Transmittal No. 215

**ACCESS SERVICE**2. General Regulations (Cont'd)2.6 Definitions (Cont'd)Busy Hour Minutes of Capacity (BHMC)

The term "Busy Hour Minutes of Capacity (BHMC)" denotes the customer specified maximum amount of Switched Access Service and/or Directory Assistance Service access minutes the customer expects to be handled in an end office switch during any hour in an 8:00 a.m. to 11:00 p.m. period for the Feature Group and/or Directory Assistance Service ordered. This customer specified BHMC quantity is the input data the Telephone Company uses to determine the number of transmission paths for the Feature Group and/or Directory Assistance Service ordered.

Call

The term "Call" denotes a customer attempt for which complete address information (e.g., 0-, 911, or 10 digits) is provided to the serving dial tone office.

Calling Party Number (CPN)

The term "Calling Party Number" denotes the SS7 signaling parameter that identifies the subscriber line number or directory number of the calling party.

(N)  
|  
(N)Carrier or Common Carrier

See Interexchange Carrier.

Carrier Identification Code (CIC)

The term "Carrier Identification Code (CIC)" denotes a numeric code assigned by the North American Numbering Plan (NANP) Administrator for the provisioning of Feature Group B or Feature Group D Switched Access Services. The numeric code is unique to each carrier and is used by the Telephone Company to route switched access traffic to the Customer Designated Premises.

CCS

The term "CCS" denotes a hundred call seconds, which is a standard unit of traffic load that is equal to 100 seconds of usage or capacity of a group of servers (e.g., trunks).

**Cell**

The term "Cell" denotes the fixed-length packet used to carry data across an Asynchronous Transfer Mode (ATM) network. A "Cell" consists of 53 bytes, five of which carry header information.

Central Office

See End Office.

Transmittal No. 160

Issued: December 14, 2011

Effective: December 29, 2011

President  
7852 Walker Drive, Greenbelt, Maryland 20770

**ACCESS SERVICE**2. General Regulations (Cont'd)2.6 Definitions (Cont'd)Central Office Maintenance Technician

The term "Central Office Maintenance Technician" denotes a Telephone Company employee who performs installation and/or repair work, including testing and trouble isolation, within the Telephone Company Central Office.

Central Office Prefix

The term "Central Office Prefix" denotes the first three digits (NXX) of the seven digit telephone number assigned to a customer's Telephone Exchange Service when dialed on a local basis.

Channel(s)

The term "Channel(s)" denotes an electrical or photonic, in the case of fiber optic-based transmission systems, communications path between two or more points of termination.

Channel Service Unit

The term "Channel Service Unit" denotes equipment which performs one or more of the following functions: termination of a digital facility, regeneration of digital signals, detection and/or correction of signal format error, and remote loop back.

Channelize

The term "Channelize" denotes the process of multiplexing- demultiplexing wider bandwidth or higher speed channels into narrower band-width or lower speed channels.

Charge Number (CN)

The term "Charge Number" denotes the SS7 signaling parameter that identifies the billing telephone number of the calling party.

Clear Channel Capability

The term "Clear Channel Capability" denotes the ability to transport twenty-four 64 Kbps over a DS1 Mbps High Capacity service via a B8ZS line code format.

C-Message Noise

The term "C-Message Noise" denotes the frequency weighted average noise within an idle voice channel. The frequency weighting, called C-message, is used to simulate the frequency characteristic of the 500-type telephone set and the hearing of the average subscriber.

(N)  
|  
(N)

Transmittal No. 160

**ACCESS SERVICE**2. General Regulations (Cont'd)2.6 Definitions (Cont'd)C-Notched Noise

The term "C-Notched Noise" denotes the C-message frequency weighted noise on a voice channel with a holding tone, which is removed at the measuring end through a notch (very narrow band) filter.

Coin Station

See Pay Telephone.

Committed Information Rate

The term "Committed Information Rate" denotes the transmission speed specified by the customer at which the Frame Relay Access Service network commits to transfer data between two ports.

Common Line

The term "Common Line" denotes a line, trunk, pay telephone line or other facility provided under the general and/or local exchange service tariffs of the Telephone Company, terminated on a central office switch. A common line-residence is a line or trunk provided under the residence regulations of the general and/or local exchange service tariffs. A common line-business is a line provided under the business regulations of the general and/or local exchange service tariffs.

Common Channel Signaling

The term "Common Channel Signaling" (CCS) denotes a high speed packet switched communications network which is separate (out of band) from the public packet switched and message networks. Its purpose is to carry addressed signaling messages for individual trunk circuits and/or database related services between Signaling Points in the CCS network.

Communications System

The term "Communications System" denotes channels and other facilities which are capable of communications between terminal equipment provided by other than the Telephone Company.

Consumer Broadband-Only Loop Service

The term "Consumer Broadband-Only Loop Service" denotes the telecommunications input to a retail wireline broadband Internet access service.

Customer(s)

The term "Customer(s)" denotes any individual, partnership, association, joint-stock company, trust, corporation, or governmental entity or other entity which subscribes to the services offered under this tariff, including but not limited to End Users, Interexchange Carriers (ICs) and other telecommunications carriers or providers originating or terminating Toll VoIP-PSTN Traffic.

Transmittal No. 204

Issued: December 19, 2016

Effective: January 3, 2017

President  
7852 Walker Drive, Greenbelt, Maryland 20770

(N)  
|  
(N)

## ACCESS SERVICE

### 2. General Regulations (Cont'd)

#### 2.6 Definitions (Cont'd)

##### Customer Designated Premises

The term "Customer Designated Premises" denotes the premises specified by the customer for the provision of Access Service.

##### Customer Node

The term "Customer Node" denotes Telephone Company provided equipment located at a customer designated premises that terminates a high speed optical channel.

##### Data-Only DSL Access Service

The term "Data-Only" when used in the context of Asymmetrical Digital Subscriber Line (ADSL) Access Service, Symmetrical Digital Subscriber Line (SDSL) Access Service, or High Speed Internet (HSI) Access Service refers to provision of the service over a line that does not also carry local exchange switched voice telephone service to the customer premises. Data-Only DSL may also be referred to in the industry as "Naked DSL."

(D)

##### Data Transmission (107 Type) Test Line

The term "Data Transmission (107 Type) Test Line" denotes an arrangement which provides for a connection to a signal source which provides test signals for one-way testing of data and voice transmission parameters.

##### Decibel

The term "Decibel" denotes a unit used to express relative difference in power, usually between acoustic or electric signals, equal to ten (10) times the common logarithm of the ratio of two signal powers.

##### Decibel Reference Noise C-Message Weighting

The term "Decibel Reference Noise C-Message Weighting" denotes noise power measurements with C-Message Weighting in decibels relative to a reference 1000 Hz tone of 90 dB below 1 milliwatt.

## ACCESS SERVICE

### 2. General Regulations (Cont'd)

#### 2.6 Definitions (Cont'd)

##### Decibel Reference Noise C-Message Referenced to O

The term "Decibel Reference Noise C-Message Referenced to O" denotes noise power in "Decibel Reference Noise C-Message Weighting" referred to or measured at a zero transmission level point.

(M)

##### Detail Billing

The term "Detail Billing" denotes the listing of each message and/or rate element for which charges to a customer are due on a bill prepared by the Telephone Company.

(M)

##### Digital Subscriber Line (DSL)

The term "Digital Subscriber Line (DSL)" denotes an access technology that allows simultaneous voice and high speed data to be sent over local exchange service facilities.

##### Digital Subscriber Line (DSL) Access Service Connection Point

The term "Digital Subscriber Line (DSL) Access Service Connection Point" is a location designated by the Telephone Company that serves as an aggregation point for the collection of Telephone Company DSL traffic from multiple Digital Subscriber Line Access Multiplexers (DSLAMs) or comparable packet-mode data modem equipment.

##### Digital Switched 56 Service

A switched access optional feature available with Feature Group D Access, which provides for data transmission at up to 56 Kilobits per second.

##### Direct-Trunked Transport

The term "Direct-Trunked Transport" denotes transport from the serving wire center to the end office or from the serving wire center to the access tandem on circuits dedicated to the use of a single customer.

Certain material on this page formerly appeared on 1st Revised Page 2-64.

Transmittal No. 110



## ACCESS SERVICE

### 2. General Regulations (Cont'd)

#### 2.6 Definitions (Cont'd)

##### Directory Assistance (Interstate)

The term "Directory Assistance" denotes the provision of telephone numbers by a Telephone Company operator when the operator location is accessed by a customer by dialing NPA + 555-1212 or 555-1212.

##### Directory Assistance Location (Interstate)

The term "Directory Assistance Location" denotes a Telephone Company office where telephone company equipment first receives the Directory Assistance call from the customer's end user and selects the first operator position to respond to the Directory Assistance call.

##### Directory Number (DN)

Denotes a unique NPA-NXX-XXXX assigned to a subscriber of a Local Service Provider.

##### Downstream

The term "Downstream" as used in the context of DSL is the transmission path from the Telephone Company's DSL Access Service Connection Point to the point of demarcation at the customer designated end user customer premises. (C)

##### Dual Tone Multifrequency Address Signaling

The term "Dual Tone Multifrequency Address Signaling" denotes a type of signaling that is an optional feature of Switched Access Feature Group A. It may be utilized when Feature Group A is being used in the terminating direction (from the point of termination with the customer to the local exchange end office). An office arranged for Dual Tone Multifrequency Signaling would expect to receive address signals from the customer in the form of Dual Tone Multifrequency signals.

##### Donor Switch

Denotes the original switch source of an NXX that has been designated as portable and from which a subscriber has moved their service, while retaining their Directory Number, to a different service provider's switch.

##### Echo Control

The term "Echo Control" denotes the control of reflected signals in a telephone transmission path.

Transmittal No. 148

**ACCESS SERVICE**2. General Regulations (Cont'd)2.6 Definitions (Cont'd)Echo Path Loss

The term "Echo Path Loss" denotes the measure of reflected signal at a 4-wire point of interface without regard to the send and receive Transmission Level Point.

Echo Return Loss

The term "Echo Return Loss" denotes a frequency weighted measure of return loss over the middle of the voiceband (approximately 500 to 2500 Hz), where talker echo is most annoying.

Effective 2-Wire

The term "Effective 2-Wire" denotes a condition which permits the simultaneous transmission in both directions over a channel, but it is not possible to insure independent information transmission in both directions. Effective 2-wire channels may be terminated with 2-wire or 4-wire interfaces.

Effective 4-Wire

The term "Effective 4-Wire" denotes a condition which permits the simultaneous independent transmission of information in both directions over a channel. The method of implementing effective 4-wire transmission is at the discretion of the Telephone Company (physical, time domain, frequency-domain separation or echo cancellation techniques). Effective 4-wire channels may be terminated with a 2-wire interface at the customer's premises. However, when terminated 2-wire, simultaneous independent transmission cannot be supported because the two wire interface combines the transmission paths into a single path.

End Office

The term "End Office" denotes a local Telephone Company switching system where Telephone Exchange Service customer station loops are terminated for purposes of interconnection to each other and to trunks. This term includes Remote Switching Modules/Systems served by a Host Central Office in a different wire center.

End User

The term "End User" means any customer of an interstate or foreign telecommunications service that is not a carrier, except that a carrier other than a telephone company shall be deemed to be an "end user" when such carrier uses a telecommunications service for administrative purposes, and a person or entity that offers telecommunications service exclusively as a reseller shall be deemed to be an "end user" if all resale transmissions offered by such reseller originate on the premises of such reseller.

Certain material currently found on this page formerly appeared on 1st Revised Page 2-65.

**ACCESS SERVICE**2. General Regulations (Cont'd)2.6 Definitions (Cont'd)Enhanced Service

The term "Enhanced Service", as defined in Part 64 of the F.C.C.'s Rules and Regulations, are services "...offered over common carrier transmission facilities used in interstate communications, which employ computer processing applications that act on the format, content, code, protocol or similar aspects of the subscriber's transmitted information; provide the subscriber additional, different, or restructured information; or involve subscriber interaction with stored information."

Entrance Facility

The term "Entrance Facility" denotes a Switched Access Service dedicated Local Transport facility between the customer's serving wire center and the customer designated premises.

Entry Switch

See First Point of Switching.

Envelope Delay Distortion

The term "Envelope Delay Distortion" denotes a measure of the linearity of the phase versus frequency of a channel.

Equal Level Echo Path Loss

The term "Equal Level Echo Path Loss" (ELEPL) denotes the measure of Echo Path Loss (EPL) at a 4-wire interface which is corrected by the difference between the send and receive Transmission Level Point (TLP). [ELEPL = EPL - TLP (send) + TLP (receive)].

Ethernet

Ethernet is a local area network (LAN) used for connecting computers, terminals, servers, etc. within the same building or office campus. Ethernet operates over twisted wire or coaxial cable at speeds up to ten million bits per second (10 Mbps). "Fast Ethernet" can operate at speeds up to 100 Mbps. In the LAN context, Ethernet is a physical link protocol reflecting the two lowest layers of the DNA/OS1 model. Ethernet LANs can generally connect to Asynchronous Transfer Mode (ATM) Cell Relay Service (CSR) networks at port speeds of 10 Mbps, 100 Mbps and one billion bits per second (1 Gigabit or "Gbps"). Standards for CPE connected to Telephone Company ATM-CRS ports are specified in Technical Reference IEEE Std. 802.3, Part 3, Clause 15 for 10BASE-F, Clause 26 for 100BASE-F and Clauses 34 through 38 for 1000BASE-X connections.

(N)

(N)

Material previously appearing on this page now appears on Original Page 2-67.1.

**ACCESS SERVICE**2. General Regulations (Cont'd)2.6 Definitions (Cont'd)Exchange

The term "Exchange" denotes a unit generally smaller than a local access and transport area, established by the Telephone Company for the administration of communications service in a specified area which usually embraces a city, town or village and its environs. It consists of one or more central offices together with the associated facilities used in furnishing communications service within that area. The exchange includes any Extended Area Service area that is an enlargement of a Telephone Company's exchange area to include nearby exchanges. One or more designated exchanges comprise a given local access and transport area.

Exit Message

The term "Exit Message" denotes an SS7 message sent to an end office by the Telephone Company's tandem switch to mark the Carrier Connect Time when the Telephone Company's tandem switch sends an Initial Address Message to an interexchange customer.

(M)

(M)

Material currently found on this page previously appeared on 1st Revised Page 2-67.

**ACCESS SERVICE**

## 2. General Regulations (Cont'd)

## 2.6 Definitions (Cont'd)

Expected Measured Loss

The term "Expected Measured Loss" denotes a calculated loss which specifies the end-to-end 1004-Hz loss on a terminated test connection between two readily accessible manual or remote test points. It is the sum of the inserted connection loss and test access loss including any test pads.

Extended Area Service

See Exchange.

Extended PVC

The term "Extended PVC" denotes the interconnection of a port on a telephone company's frame relay switch with a port on another interconnected telephone company's frame relay switch.

First Point of Switching

The term "First Point of Switching" denotes the first Telephone Company or centralized equal access provider location at which switching occurs on the terminating path of a call proceeding from the customer designated premises to the terminating end office and, at the same time, the last Telephone Company or centralized equal access provider location at which switching occurs on the originating path of a call proceeding from the originating end office to the customer designated premises.

Frame

The term "Frame" denotes a group of data bits in a specific format, which enables network equipment to recognize the meaning and purpose of the specific bits.

Frame Relay Access Connection (FRAC)

The Term "Frame Relay Access Connection (FRAC)" denotes the physical facility, including the associated port, between the end user's data terminal equipment and the Telephone Company's frame relay switch.

(N)

|

(N)

Frame Relay Access Customer Port

The term "Frame Relay Access Customer Port" denotes the physical location in the telephone company switching offices where the access customer's special access facility connects to the telephone company's Frame Relay Access Service network. It specifies how a frame relay switch sends and receives data from a frame relay access customer's network.

**ACCESS SERVICE**

## 2. General Regulations (Cont'd)

## 2.6 Definitions (Cont'd)

Frame Relay Access Service

The term "Frame Relay Access Service" denotes a medium-speed, connection-oriented packet-switched data service that allows for the interconnection of Local Area Networks or other compatible end user customer premises equipment for the purpose of connecting to an access customer's interstate network.

Frame Relay End User Port

The term "Frame Relay End User Port" denotes the physical location in the telephone company switching office where the special access facility of the customer connects to the Frame Relay Access Service Network. It receives the data frame from the end user customer's Local Area Network or other compatible CPE devices and verifies that the end user connection and the corresponding access customer connection are valid before relaying the frame to the destination end point.

Frame Relay Inter-network Connection (FRIC)

The term "Frame Relay Inter-network Connection (FRIC)" denotes the physical facility, including the associated port, between the access customer's frame relay network and the Telephone Company's frame relay switch.

Frame Relay Inter-network Customer Port

The term "Frame Relay Inter-network Customer Port" denotes the physical location in the Telephone Company switching office where the access customer's Special Access facility connects to the Telephone Company's Frame Relay Access Service network. It specifies how a frame relay switch sends and receives data from a frame relay access customer's network.

Frequency Shift

The term "Frequency Shift" denotes the change in the frequency of a tone as it is transmitted over a channel.

Grandfathered

The term "Grandfathered" denotes Terminal Equipment, Multiline Terminating Systems and Protective Circuitry directly connected to the facilities utilized to provide services under the provisions of this tariff, and which are considered grandfathered under Part 68 of the F.C.C.'s Rules and Regulations.)

Host Central Office

The term "Host Central Office" denotes an electronic local Telephone Company End Office where Telephone Exchange Service customer station loops are terminated for purposes of interconnection to each other and to trunks. Additionally, this type of End Office contains the central call processing functions which service itself and its Remote Switching Modules/Systems.

Certain material formerly found on this page now appears on 1st Revised Page 2-69

**ACCESS SERVICE**2. General Regulations (Cont'd)2.6 Definitions (Cont'd)Hub

A wire center at which bridging or multiplexing functions are performed for customers served out of any wire center.

(M)  
|  
(M)

Immediately Available Funds

The term "Immediately Available Funds" denotes a corporate or personal check drawn on a bank account and funds which are available for use by the receiving party on the same day on which they are received and include U.S. Federal Reserve bank wire transfers, U.S. Federal Reserve notes (paper cash), U.S. coins, U.S. Postal Money Orders and New York Certificates of Deposit.

Impedance Balance

The term "Impedance Balance" denotes the method of expressing Echo Return Loss and Singing Return Loss at a 4-wire interface whereby the gains and/or loss of the 4-wire portion of the transmission path, including the hybrid, are not included in the specification.

Impulse Noise

The term "Impulse Noise" denotes any momentary occurrence of the noise on a channel over a specified level threshold. It is evaluated by counting the number of occurrences which exceed the threshold.

Individual Case Basis

The term "Individual Case Basis" denotes a condition in which the regulations, if applicable, rates and charges for an offering under the provisions of this tariff are developed based on the circumstances in each case.

Initial Address Message

The term "Initial Address Message" denotes an SS7 message sent in the forward direction to initiate trunk set up, reserve an outgoing trunk and process the information about that trunk along with other data relating to the routing and handling of the call to the next switch.

Inserted Connection Loss

The term "Inserted Connection Loss" denotes the 1004 Hz power difference (in dB) between the maximum power available at the originating end and the actual power reaching the terminating end through the inserted connection.

Certain material currently found on this page formerly appeared on Original Page 2-68.1.

**ACCESS SERVICE**2. General Regulations (Cont'd)2.6 Definitions (Cont'd)Installation and Repair Technician

The term "Installation and Repair Technician" denotes a Telephone Company employee who performs installation and/or repair work, including testing and trouble isolation, outside of the Telephone Company Central Office and generally at the customer designated premises.

Interexchange Carrier (IC) or Interexchange Common Carrier

The terms "Interexchange Carrier" (IC) or "Interexchange Common Carrier" denotes any individual, partnership, association, joint-stock company, trust, governmental entity or corporation engaged for hire in interstate or foreign communication by wire or radio, between two or more exchanges.

Intermediate Hub

A wire center at which bridging or multiplexing functions are performed only for customers served by that wire center and wire centers that subtend the hub, as specified in NATIONAL EXCHANGE CARRIER ASSOCIATION, INC. TARIFF F.C.C. NO. 4.

Intermodulation Distortion

The term "Intermodulation Distortion" denotes a measure of the nonlinearity of a channel. It is measured using four tones, and evaluating the ratios (in dB) of the transmitted composite four-tone signal power to the second-order products of the tones (R2), and the third-order products of the tones (R3).

Internet Protocol

Internet Protocol (IP) is designed for use in interconnected systems of packet-switched computer communication networks. The internet protocol provides for transmitting blocks of data called datagrams from sources to destinations, where sources and destinations are hosts identified by fixed length addresses. The internet protocol also provides for fragmentation and reassembly of long datagrams, if necessary, for transmission through "small packet" networks. Use of IP for transmission by services provided under this tariff must comport with technical standards recognized in Request for Comments (RFC) 791, Internet Protocol, Defense Advanced Research Projects Agency (DARPA) Internet Program Protocol Specification, September 1981 or successor technical references indicated in this tariff.

(N)

(N)

(M)

Material previously found on this page currently appears on Original Page 2-70.1.

Transmittal No. 128

Issued: May 21, 2007

Effective: June 5, 2007

President  
7852 Walker Drive, Greenbelt, Maryland 20770



## ACCESS SERVICE

### 2. General Regulations (Cont'd)

#### 2.6 Definitions (Cont'd)

##### Internet Protocol (IP) Signaling

The term "Internet Protocol (IP) Signaling" denotes a packet data-oriented protocol used for communicating call signaling information.

(N)  
|  
(N)

##### Interstate Communications

The term "Interstate Communications" denotes both interstate and foreign communications.

##### Intrastate Communications

The term "Intrastate Communications" denotes any communications within a state subject to oversight by a state regulatory commission as provided by the laws of the state involved.

##### Inverse Multiplexing – ATM (IMA)

Inverse Multiplexing – ATM (IMA) is a specification defined by the ATM Forum that provides a way to combine an ATM cell stream over two or more circuits (i.e., DS1 lines), thus allowing an organization to lease just the bandwidth it needs. When more than DS1 capacity and less than DS3 capacity is required, IMA allows ordering bandwidth at higher than a DS1 1.544 Mbps level but lower than a DS3 44.736 Mbps level where Asynchronous Transfer Mode (ATM) service is available.

Transmittal No. 160

**ACCESS SERVICE**2. General Regulations (Cont'd)2.6 Definitions (Cont'd)Legal Holiday

The term "Legal Holiday" denotes days other than Saturday or Sunday for which the Telephone Company is normally closed. These include New Year's Day, Independence Day, Thanksgiving Day, Christmas Day and a day when Washington's Birthday, Memorial Day or Columbus Day is legally observed and other locally observed holidays when the Telephone Company is closed.

Line Side Connection

The term "Line Side Connection" denotes a connection of a transmission path to the line side of a local exchange switching system.

Local Access and Transport Area (LATA)

The term "Local Access and Transport Area" denotes a geographic area established for the provision and administration of communications service. It encompasses one or more designated exchanges, which are grouped to serve common social, economic and other purposes.

Local Area Network

The term "Local Area Network" denotes a network permitting the interconnection and intercommunication of a group of computers.

Local Number Portability (LNP)

The term "Local Number Portability (LNP)" denotes the ability of an end user of local exchange telecommunications service to retain an existing telephone number without impairment of quality, reliability, or convenience when switching from one local exchange telecommunications carrier to another.

Location Routing Number (LRN)

The term "Location Routing Number (LRN)" denotes a unique NPA-NXX-XXXX that serves as a routing number associated with a central office switch that has subscribers that have transferred their telephone numbers from one local exchange telecommunications carrier to another.

(N)

(N)

(T)

(C)

(C)

Certain material formerly found on this page now appears on Original Page 2-71.1

## ACCESS SERVICE

### 2. General Regulations (Cont'd)

#### 2.6 Definitions (Cont'd)

##### Loss Deviation

The term "Loss Deviation" denotes the variation of the actual loss from the designed value.

##### Major Fraction Thereof

The term "Major Fraction Thereof" denotes any period of time in excess of 1/2 of the stated amount of time. As an example, in considering a period of 24 hours, a major fraction thereof would be any period of time in excess of 12 hours exactly. Therefore, if a given service is interrupted for a period of thirty-six hours and fifteen minutes, the customer would be given a credit allowance for two twenty-four hour periods for a total of forty eight hours.

##### Message

The term "Message" denotes a "call" as defined preceding.

##### Multi-Frequency (MF) Signaling

The term "Multi-Frequency (MF) Signaling" denotes an in-band signaling method in which call signaling information is transmitted between network switches using the same voiceband channel used for voice.

(N)  
|  
(N)

##### MultiMedia

MultiMedia refers to data transport services that include data, text, audio, and visual content.

##### MultiMedia Virtual Circuit Channel (MM-VCC)

A "MultiMedia Virtual Circuit Channel (MM-VCC) is a pre-defined logical circuit used to route ATM cells carrying MultiMedia between two customer designated premises.

Transmittal No. 160

**ACCESS SERVICE**2. General Regulations (Cont'd)2.6 Definitions (Cont'd)**N-1 Carrier**

The term "N-1 Carrier" denotes the telecommunications carrier, prior to the terminating carrier, responsible for querying an LNP database to determine the routing of a call for a number portable NXX code.

Network Control Signaling

The term "Network Control Signaling" denotes the transmission of signals used in the telecommunications system which perform functions such as supervision (control, status, and charge signals), address signaling (e.g., dialing), calling and called number identifications, rate of flow, service selection error control and audible tone signals (call progress signals indicating re-order or busy conditions, alerting, coin denominations, coin collect and coin return tones) to control the operation of the telecommunications system.

**Nonpublished Number**

A nonpublished number is a number omitted from both the published telephone directory and directory assistance records at the request of the customer. A nonpublished number is not available through directory assistance.

Nonsynchronous Test Line

The term "Nonsynchronous Test Line" denotes an arrangement in step- by-step end offices which provides operational tests which are not as complete as those provided by the synchronous test lines, but can be made more rapidly.

North American Numbering Plan

The term "North American Numbering Plan" denotes a three-digit area code (Numbering Plan Area - NPA) and a seven-digit telephone number made up of a three-digit Central Office prefix plus a four-digit station number.

Off-hook

The term "Off-hook" denotes the active condition of Switched Access or a Telephone Exchange Service line.

On-hook

The term "On-hook" denotes the idle condition of Switched Access or a Telephone Exchange Service line.

(N)  
|  
(N)

Certain material formerly found on this page now appears on 1st Revised Page 2-71.1.

**ACCESS SERVICE**2. General Regulations (Cont'd)2.6 Definitions (Cont'd)Open Circuit Test Line

The term "Open Circuit Test Line" denotes an arrangement in an end office which provides an ac open circuit termination of a trunk or line by means of an inductor of several Henries.

**Optical Carrier Channel**

The term "Optical Carrier Channel" denotes the high speed optical communications path for transporting information utilizing a Synchronous Optical Channel platform. The channel is provided at transmission rates of 155.52 Mbps (OC3) and 622.08 Mbps (OC12).

Optical Carrier Rate (OC-N)

The term "Optical Carrier Rate" denotes the line rate being transmitted on an optical carrier channel. A SONET transmission rate is equivalent to "N" times the OC1 line rate of 51.84 Mbps.

**Optical Carrier Rate Concatenated**

The term "Optical Carrier Rate Concatenated" denotes the transmission of a combined signal formed by linking together multiple individual signals.

**Optical Line Termination**

The term "Optical Line Termination" denotes the network interface on the customer designated premises equipment that provides for an optical handoff.

Originating Direction

The term "Originating Direction" denotes the use of Access Service for the origination of calls from an End User Premises to a Customer's Premises. (T)  
(C)

Pay Telephone

The term "Pay Telephone" denotes a coin or coinless instrument provided in a public or semipublic place where Payphone Service Provider customers can originate telephonic communications and pay the applicable charges by (1) inserting coins into the equipment, or (2) using a credit card, or (3) third party billing the call or (4) calling collect.

Transmittal No. 160

## ACCESS SERVICE

### 2. General Regulations (Cont'd)

#### 2.6 Definitions (Cont'd)

##### Payphone Service Provider

The term "Payphone Service Provider" denotes any entity that provides pay telephone service, which is the provision of public, semi-public or inmate pay telephone service.

##### Permanent Virtual Connection (PVC)

The term "PVC" denotes a software defined communications path between two port connections within the Frame Relay Access Service network.

##### Phase Jitter

The term "Phase Jitter" denotes the unwanted phase variations of a signal.

##### Point of Termination

The term "Point of Termination" denotes the point of demarcation within a customer-designated premises at which the Telephone Company's responsibility for the provision of Access Service ends.

(M)

(M)

Material currently found on this page formerly appeared on 2nd Revised Page 2-73.

**ACCESS SERVICE**2. General Regulations (Cont'd)2.6 Definitions (Cont'd)Prearranged Query

A Company will order LNP query service to perform queries that company will be responsible for performing prior to delivering any traffic to the incumbent local Telephone Company.

Premises

The term "Premises" denotes a building or buildings on continuous property (except Railroad Right-of-Way, etc.) not separated by a public highway.

Query Default

In LNP Query Service, a signaling message requesting the Local Routing Number (LRN) contained in the LNP Data Base for which a query has not yet been performed by the N-1 Carrier and where the N-1 carrier has not prearranged with the Telephone Company to have the queries performed on the N-1 carrier's behalf.

Recipient Switch

Denotes any end office switch that serves Directory Numbers (DN) within a number portable NXX that is not originally assigned to the switch. Customers assigned a DN within indicated NXX that were working out of a switch other than the one originally designated are said to have ported their number to this recipient switch.

Regional Service Management System/Number Portability Administration Center

Denotes the third party administered database which maintains the information on all ported numbers in the Telephone Company's region.

Release Message

The term "Release Message" denotes an SS7 message sent in either direction to indicate that a specific circuit is being released.

Remote Switching Modules/Systems

The term "Remote Switching Modules/Systems" denotes small, remotely controlled electronic end office switches which obtain their call processing capability from an electronic Host Central Office. The Remote Switching Modules/Systems cannot accommodate direct trunks.

(C)

Transmittal No. 160

**ACCESS SERVICE**2. General Regulations (Cont'd)2.6 Definitions (Cont'd)Return Loss

The term "Return Loss" denotes a measure of the similarity between the two impedances at the junction of two transmission paths. The higher the return loss, the higher the similarity.

Registered Equipment

The term "Registered Equipment" denotes the customer's premises equipment which complies with and has been approved within the Registration Provisions of Part 68 of the F.C.C.'s Rules and Regulations.

Service Access Code

The term "Service Access Code" denotes a 3 digit code in the NPA format which is used as the first three digits of a 10 digit address and which is assigned for special network uses. Whereas NPA codes are normally used for identifying specific geographical areas, certain Service Access Codes have been allocated in the North American Numbering Plan to identify generic services or to provide access capability. Examples of Service Access Codes include the 800 and 900 codes.

Service Switching Point (SSP)

A Service Switching Point denotes an end office or tandem which, in addition to having SS7 and SP capabilities, is also equipped to query centralized data bases.

Serving Wire Center

The term "Serving Wire Center" denotes the wire center from which the customer designated premises would normally obtain dial tone from the Telephone Company.

Seven Digit Manual Test Line

The term "Seven Digit Manual Test Line" denotes an arrangement which allows the Customer to select balance, milliwatt and synchronous test lines by manually dialing a seven digit number over the associated access connection.

Shortage of Facilities or Equipment

The term "Shortage of Facilities or Equipment" denotes a condition which occurs when the Telephone Company does not have appropriate cable, switching capacity, bridging or, multiplexing equipment, etc., necessary to provide the Access Service requested by the customer.

Short Circuit Test Line

The term "Short Circuit Test Line" denotes an arrangement in an end office which provides for an ac short circuit termination of a trunk or line by means of a capacitor of at least four microfarads.

Certain material currently found on this page formerly appeared on 1st Revised Page 2-74.

(M)

(M)



**ACCESS SERVICE**2. General Regulations (Cont'd)2.6 Definitions (Cont'd)Signal-to-C-Notched Noise Ratio

The term "Signal-to-C-Notched Noise Ratio" denotes the ratio in dB of a test signal to the corresponding C-Notched Noise.

Signaling Point (SP)

The term "Signaling Point (SP)" denotes an SS7 network interface element capable of originating and terminating SS7 trunk signaling messages.

Signaling Point of Interface (SPOI)

The term "Signaling Point of Interface (SPOI)" denotes the customer designated location where the SS7 signaling information is exchanged between the Telephone Company and the customer.

Signaling System 7 (SS7)

The term "Signaling System 7 (SS7)" denotes the layered protocol used for standardized common channel signaling in the United States and Puerto Rico.

Signal Transfer Point (STP)

The term "Signal Transfer Point (STP)" denotes a packet switch which provides access to the Telephone Company's SS7 network and performs SS7 message signal routing and screening.

Signal Transfer Point (STP) Port

The term "Signal Transfer Point (STP) Port" denotes the point of termination and interconnection to the STP.

Signaling Return Loss

The term "Signaling Return Loss" denotes the frequency weighted measure of return loss at the edges of the voiceband (200 to 500 Hz and 2500 to 3200 Hz), where singing (instability) problems are most likely to occur.

Special Order

The term "Special Order" denotes an order for a Directory Assistance Service.

Standard PVC

The term "Standard PVC" denotes the interconnection of ports on the same frame relay switch.

Certain material currently found on this page formerly appeared on 2nd Revised Page 2-75

**ACCESS SERVICE**2. General Regulations (Cont'd)2.6 Definitions (Cont'd)Study Area

The term "Study Area" denotes a geographic area within a state in which a Telephone Company operates. This geographic area normally does not cross state lines.

Subtending End Office of an Access Tandem

The term "Subtending End Office of an Access Tandem" denotes an end office that has final trunk group routing through that tandem.

Super Intermediate Hub

A wire center at which bridging or multiplexing functions are performed for Customers served by all wire centers in the LATA. A Super Intermediate Hub can be restricted to one or more designated NPAs within a LATA and/or to wire centers that are owned by the same telephone company as the hub.

Symmetrical Digital Subscriber Line (SDSL)

The term "Symmetrical Digital Subscriber Line (SDSL)" denotes an access technology that allows high speed data to be sent over local exchange service facilities. SDSL supports the transmission of data signals at the same speed when receiving data (downstream rate) and transmitting data (upstream rate).

(C)

Synchronous Optical Network (SONET)

The term "SONET" denotes a North American Standard for high speed synchronous optical channels having minimum transmission rates of 51.84 Mbps. The standard SONET optical carrier rate of 51.84 Mbps. is called OC1; the equivalent electrical signal rate is called STS-1. SONET standardizes higher transmission bit rates, "OCN", as exact multiples of OC1 (N X 51.84 Mbps.). For example, OC3 equals 3 X 51.84 Mbps.

Synchronous Test Line

The term "Synchronous Test Line" denotes an arrangement in an end office which performs marginal operational tests of supervisory and ring-tripping functions.

Synchronous Transport Signal (STS)

The term "Synchronous Transport Signal" denotes a 51.84 Mbps. electrical signal used within the SONET optical carrier network. The signal consists of the information content and the overhead used by SONET. The overhead is used for controlling, framing and maintaining the STS signal so it can be directly connected to other SONET carrier channels. STS signals are in exact multiples of 51.84 Mbps. (STS-1 is 51.84 Mbps., STS-3 is 155.52 Mbps., etc.).

**ACCESS SERVICE**2. General Regulations (Cont'd)2.6 Definitions (Cont'd)Tandem Switched Transport

The term "Tandem Switched Transport" denotes transport from the serving wire center to the end office, or from the tandem to the end office, that is switched at a tandem.

Terminating Direction

The term "Terminating Direction" denotes the use of Access Service for the completion of calls from a Customer's premises to an End User Premises.

(C)

Terminus Hub

A wire center at which bridging or multiplexing functions are performed only for Customers served directly by the same wire center.

Throughput

The term "Throughput" denotes the number of data bits successfully transferred in one direction per unit of time.

Toll VoIP PSTN Traffic

The term "Toll VoIP-PSTN Traffic" denotes a customer's interexchange voice traffic exchanged with the Telephone Company in Time Division Multiplexing format over PSTN facilities, which originates and/or terminates in Internet Protocol (IP) format. "Toll VoIP-PSTN Traffic" originates and/or terminates in IP format when it originates from and/or terminates to an end user customer of a service that requires IP-compatible customer premises equipment.

(N)

(N)

Transmission Measuring (105 Type) Test Line/Responder

The term "Transmission Measuring (105 Type) Test Line/Responder" denotes an arrangement in an end office which provides far-end access to a responder and permits two-way loss and noise measurements to be made on trunks from a near end office.

Transmission Path

The term "Transmission Path" denotes an electrical path capable of transmitting signals within the range of the service offering, e.g., a voice grade transmission path is capable of transmitting voice frequencies within the approximate range of 300 to 3000 Hz. A transmission path is comprised of physical or derived facilities consisting of any form or configuration of plant typically used in the telecommunications industry.

## ACCESS SERVICE

### 2. General Regulations (Cont'd)

#### 2.6 Definitions (Cont'd)

##### Trunk

The term "Trunk" denotes a communications path connecting two switching systems in a network, used in the establishment of an end-to-end connection.

##### Trunk Group

The term "Trunk Group" denotes a set of trunks which are traffic engineered as a unit for the establishment of connections between switching systems in which all of the communications paths are interchangeable.

##### Trunk Side Connection

The term "Trunk Side Connection" denotes the connection of a transmission path to the trunk side of a local exchange switching system.

##### Two-Wire to Four-Wire Conversion

The term "Two-Wire to Four-Wire Conversion" denotes an arrangement which converts a four-wire transmission path to a two-wire transmission path to allow a four-wire facility to terminate in a two-wire entity (e.g., a central office switch).

##### Unlisted Number

An unlisted number is a listing omitted from the published telephone directory at the request of the customer. A number that is unlisted rather than nonpublished remains available for directory assistance.

##### Upstream

The term "Upstream" as used in the context of DSL Access Service is the transmission path from the point of demarcation at the customer designated end user premises to the DSL Access Service Connection Point.

(M)

(M)

Certain material formerly found on this page now appears on 1st Revised Page 2-79.

Transmittal No. 110

## ACCESS SERVICE

### 2. General Regulations (Cont'd)

#### 2.6 Definitions (Cont'd)

##### V and H Coordinates Method

The term "V and H Coordinates Method" denotes a method of computing airline miles between two points by utilizing an established formula which is based on the vertical and horizontal coordinates of the two points.

##### Voice-Data DSL Access Service

The term "Voice-Data" when used in the context of Asymmetrical Digital Subscriber Line (ADSL) Access Service, Symmetrical Digital Subscriber Line (SDSL) Access Service or High Speed Internet (HSI) Access Service refers to provision of the service over a line that also carries local exchange switched voice service to the customer premises. (D)

##### WATS Serving Office

The term "WATS Serving Office" denotes a Telephone Company designated serving wire center where switching, screening and/or recording functions are performed in connection with the closed-end of WATS or WATS-type services.

##### Wireless Switching Center

The term "Wireless Switching Center" (WSC) denotes a Wireless Service Provider (WSP) switching system that is used to terminate wireless stations for purposes of interconnection to each other and to trunks interfacing with the public switched network.

##### Wire Center

The term "Wire Center" denotes a building in which one or more central offices, used for the provision of Telephone Exchange Services, are located.

**ACCESS SERVICE****3. Federal Universal Service Charge, ISDN Line Ports, DS1 Line Port and Consumer Broadband-Only Loop Charge (Cont'd)**

Carriers providing services under this tariff section.

Carrier	Federal Universal Service Charge Billed Pursuant to this Tariff Section 3.9	ISDN Line Ports Billed Pursuant to this Tariff Section 3.10	DS1 Line Ports Billed Pursuant to this Tariff. Section 3.11	Consumer Broadband-Only Loop Charge
Knology of the Valley, Inc. (Georgia)	X	X		
Heartland Telecommunications of Iowa d/b/a Premier Communications	X	X	X	
Winnebago Cooperative Telecom Association-LB	X	X	X	
Alternative Connect America Model Carriers (See Section 17., Page 17-2462)	X	X	X	X
Knology Total Communications, Inc.	X	X	X	
Valley Telephone Co., Inc. (Georgia)	X	X	X	
Shoreham Telephone LLC	X	X	X	

(N)

(N)

Issuing carriers for this tariff not listed above bill the Federal Universal Service Charge and provide ISDN Line Ports and DS1 Line Ports pursuant to Sections 3.9, 3.10 and 3.11, respectively, of National Exchange Carrier Association (NECA) Tariff F.C.C. No. 5.

Transmittal No. 208

**ACCESS SERVICE**

3. Federal Universal Service Charge, ISDN Line Ports, DS1 Line Port and Consumer Broadband-  
Only Loop Charge (Cont'd) (T)  
(T)

Transmittal No. 204

**ACCESS SERVICE**

3. Federal Universal Service Charge, ISDN Line Ports, DS1 Line Port and Consumer Broadband-  
Only Loop Charge (Cont'd) (T)  
(T)

Transmittal No. 204

Issued: December 19, 2016

Effective: January 3, 2017

President  
7852 Walker Drive, Greenbelt, Maryland 20770



**ACCESS SERVICE**

3. Federal Universal Service Charge, ISDN Line Ports, DS1 Line Port and Consumer Broadband-  
Only Loop Charge (Cont'd) (T)  
(T)

Transmittal No. 204

Issued: December 19, 2016

Effective: January 3, 2017

President  
7852 Walker Drive, Greenbelt, Maryland 20770

**ACCESS SERVICE**

3. Federal Universal Service Charge, ISDN Line Ports, DS1 Line Port and Consumer Broadband-  
Only Loop Charge (Cont'd) (T)  
(T)

Transmittal No. 204

Issued: December 19, 2016

Effective: January 3, 2017

President  
7852 Walker Drive, Greenbelt, Maryland 20770

**ACCESS SERVICE**

3. Federal Universal Service Charge, ISDN Line Ports, DS1 Line Port and Consumer Broadband-  
Only Loop Charge (Cont'd) (T)  
(T)

Transmittal No. 204

Issued: December 19, 2016

Effective: January 3, 2017

President  
7852 Walker Drive, Greenbelt, Maryland 20770

**ACCESS SERVICE**

3. Federal Universal Service Charge, ISDN Line Ports, DS1 Line Port and Consumer Broadband-  
Only Loop Charge (Cont'd) (T)  
(T)

Transmittal No. 204

Issued: December 19, 2016

Effective: January 3, 2017

President  
7852 Walker Drive, Greenbelt, Maryland 20770

**ACCESS SERVICE**

3. Federal Universal Service Charge, ISDN Line Ports, DS1 Line Port and Consumer Broadband-  
Only Loop Charge (Cont'd) (T)  
(T)

Transmittal No. 204

Issued: December 19, 2016

Effective: January 3, 2017

President  
7852 Walker Drive, Greenbelt, Maryland 20770

**ACCESS SERVICE**

3. Federal Universal Service Charge, ISDN Line Ports, DS1 Line Port and Consumer Broadband-  
Only Loop Charge (Cont'd) (T)  
(T)

Transmittal No. 204

Issued: December 19, 2016

Effective: January 3, 2017

President  
7852 Walker Drive, Greenbelt, Maryland 20770

**ACCESS SERVICE**

3. Federal Universal Service Charge, ISDN Line Ports, DS1 Line Port and Consumer Broadband-  
Only Loop Charge (Cont'd) (T)  
(T)

Transmittal No. 204

Issued: December 19, 2016

Effective: January 3, 2017

President  
7852 Walker Drive, Greenbelt, Maryland 20770

**ACCESS SERVICE**

3. Federal Universal Service Charge, ISDN Line Ports, DS1 Line Port and Consumer Broadband-  
Only Loop Charge (Cont'd) (T)  
(T)

Transmittal No. 204

Issued: December 19, 2016

Effective: January 3, 2017

President  
7852 Walker Drive, Greenbelt, Maryland 20770



**ACCESS SERVICE**

3. Federal Universal Service Charge, ISDN Line Ports, DS1 Line Port and Consumer Broadband-  
Only Loop Charge (Cont'd) (T)  
(T)

Transmittal No. 204

Issued: December 19, 2016

Effective: January 3, 2017

President  
7852 Walker Drive, Greenbelt, Maryland 20770

**ACCESS SERVICE**

3. Federal Universal Service Charge, ISDN Line Ports, DS1 Line Port and Consumer Broadband-  
Only Loop Charge (Cont'd) (T)  
(T)

Transmittal No. 204

Issued: December 19, 2016

Effective: January 3, 2017

President  
7852 Walker Drive, Greenbelt, Maryland 20770

**ACCESS SERVICE**

3. Federal Universal Service Charge, ISDN Line Ports, DS1 Line Port and Consumer Broadband-  
Only Loop Charge (Cont'd)

(T)  
(T)

Transmittal No. 204

Issued: December 19, 2016

Effective: January 3, 2017

President  
7852 Walker Drive, Greenbelt, Maryland 20770

**ACCESS SERVICE**

3. Federal Universal Service Charge, ISDN Line Ports, DS1 Line Port and Consumer Broadband-  
Only Loop Charge (Cont'd) (T)  
(T)

Transmittal No. 204

Issued: December 19, 2016

Effective: January 3, 2017

President  
7852 Walker Drive, Greenbelt, Maryland 20770

**ACCESS SERVICE**

3. Federal Universal Service Charge, ISDN Line Ports, DS1 Line Port and Consumer Broadband-  
Only Loop Charge (Cont'd) (T)  
(T)

Transmittal No. 204

Issued: December 19, 2016

Effective: January 3, 2017

President  
7852 Walker Drive, Greenbelt, Maryland 20770

**ACCESS SERVICE**

3. Federal Universal Service Charge, ISDN Line Ports, DS1 Line Port and Consumer Broadband-  
Only Loop Charge (Cont'd) (T)  
(T)

Transmittal No. 204

Issued: December 19, 2016

Effective: January 3, 2017

President  
7852 Walker Drive, Greenbelt, Maryland 20770

**ACCESS SERVICE**

3. Federal Universal Service Charge, ISDN Line Ports, DS1 Line Port and Consumer Broadband-  
Only Loop Charge (Cont'd) (T)  
(T)

Transmittal No. 204

Issued: December 19, 2016

Effective: January 3, 2017

President  
7852 Walker Drive, Greenbelt, Maryland 20770

**ACCESS SERVICE**

3. Federal Universal Service Charge, ISDN Line Ports, DS1 Line Port and Consumer Broadband-  
Only Loop Charge (Cont'd) (T)  
(T)

Transmittal No. 204

Issued: December 19, 2016

Effective: January 3, 2017

President  
7852 Walker Drive, Greenbelt, Maryland 20770



**ACCESS SERVICE**

3. Federal Universal Service Charge, ISDN Line Ports, DS1 Line Port and Consumer Broadband-  
Only Loop Charge (Cont'd) (T)  
(T)

Transmittal No. 204

Issued: December 19, 2016

Effective: January 3, 2017

President  
7852 Walker Drive, Greenbelt, Maryland 20770

**ACCESS SERVICE**

3. Federal Universal Service Charge, ISDN Line Ports, DS1 Line Port and Consumer Broadband-  
Only Loop Charge (Cont'd) (T)  
(T)

Transmittal No. 204

Issued: December 19, 2016

Effective: January 3, 2017

President  
7852 Walker Drive, Greenbelt, Maryland 20770

**ACCESS SERVICE**

3. Federal Universal Service Charge, ISDN Line Ports, DS1 Line Port and Consumer Broadband-  
Only Loop Charge (Cont'd) (T)  
(T)

Transmittal No. 204

Issued: December 19, 2016

Effective: January 3, 2017

President  
7852 Walker Drive, Greenbelt, Maryland 20770

**ACCESS SERVICE**

3. Federal Universal Service Charge, ISDN Line Ports, DS1 Line Port and Consumer Broadband-  
Only Loop Charge (Cont'd) (T)  
(T)

Transmittal No. 204

Issued: December 19, 2016

Effective: January 3, 2017

President  
7852 Walker Drive, Greenbelt, Maryland 20770

**ACCESS SERVICE**

3. Federal Universal Service Charge, ISDN Line Ports, DS1 Line Port and Consumer Broadband-  
Only Loop Charge (Cont'd) (T)  
(T)

Transmittal No. 204

Issued: December 19, 2016

Effective: January 3, 2017

President  
7852 Walker Drive, Greenbelt, Maryland 20770

**ACCESS SERVICE****3. Federal Universal Service Charge, ISDN Line Ports, DS1 Line Port and Consumer Broadband-Only Loop Charge (Cont'd)****3.9 Federal Universal Service Charge**

The Federal Universal Service Charge (FUSC) recovers the Telephone Company's contribution to various federal universal service funds. The Telephone Company will apply the FUSC either through flat-rated, monthly line charges assessed to end users under this Tariff or through application of the FUSC Surcharge Percentage Factor.

**3.9.1 Applicability of FUSC Charges under this Tariff**

The FUSC as set forth in Section 17.1, following, will be billed by only those Issuing Carriers contributing to the universal service funds and who bill common line charges based on rates, terms and conditions in this Tariff. For purposes of application of FUSC charges under this Tariff, end users shall include wholesale purchasers of Public Packet Data Network Services under Section 16 of this Tariff. FUSC charges will not apply to any billed charges for an end user when the interstate access service provided to the end user qualifies under the federal universal service guidelines for Lifeline Support. FUSC charges will not apply to any Interstate Common Line, Interstate Special Access or Public Packet Data Network Services purchased by customers who resell these services to end users as part of an interstate telecommunications service and are thereby required to contribute to the various federal universal service funds. In case of a dispute regarding whether the customer is reselling services and contributing to the various federal universal service funds, the Telephone Company may request a signed certification to that effect from the customer.

(C)  
|  
(C)

**3.9.2 Rate Application**

The Telephone Company will bill FUSC as described below. The FUSC Surcharge Factor and the Multiline Business End User Common Line (MLB EUCL) FUSC Surcharge Factor are set forth in Section 17.1, following.

**(A) FUSC Surcharge Factor**

Except as specified in (B) below and unless otherwise indicated in the respective issuing carrier's rate section in this Tariff, all recurring and nonrecurring interstate charges billed by the Telephone Company to end users under this Tariff will be subject to FUSC charges based on application of the FUSC Surcharge Percentage Factor as set forth in Section 17.1, following.

Where indicated in the respective issuing carrier's rate section in this Tariff, FUSC charges related to specific end user charges will be billed by the Telephone Company at a flat rate amount as set forth for the respective end user charge as set forth in Section 17.1. For issuing carriers indicating flat rate amounts for FUSC charges related to certain end user charges, FUSC charges for end user charges without indication of a flat rate amount will be billed by the Telephone Company at the FUSC Surcharge Percentage Factor as set forth in Section 17.1.

Transmittal No. 215

## ACCESS SERVICE

3. Federal Universal Service Charge, ISDN Line Ports, DS1 Line Port and Consumer Broadband-Only Loop Charge (Cont'd)3.9 Federal Universal Service Charge (Cont'd)

## 3.9.2 Rate Application (Cont'd)

(B) MLB EUCL FUSC Surcharge Factor

(N) (x)

In lieu of applying the FUSC Surcharge Factor specified in (A), above, against MLB EUCL charges, where indicated in the respective issuing carrier's rate section in Section 17.1, following, the MLB EUCL FUSC Surcharge Factor will apply as described below:

- (1) For non-Centrex MLB EUCL customers, including Payphone Service Providers (PSPs) who purchase local exchange service lines for their own administrative purposes, the Telephone Company will multiply the MLB EUCL FUSC Surcharge Factor against the end user's billed MLB EUCL charges, except as provided in (a) below.
  - (a) For local exchange service lines purchased by a PSP that are used in the provisioning of payphone service to the PSP's customers, the Telephone Company will multiply the FUSC Surcharge Factor, described in (A) above, against the PSP's billed MLB EUCL charges.
- (2) For Centrex MLB EUCL customers, the Telephone Company will multiply the MLB EUCL FUSC Surcharge Factor against one ninth of the end user's billed MLB EUCL charges.
- (3) The MLB EUCL Surcharge Factor as set forth in Section 17.1, following, for the TDS Telecom Companies will be calculated as described below (see Section 17.1 Common Line Rates and Charges – Alternative Connect America Model Carriers).

The MLB EUCL Surcharge Factor is a ratio to be applied to the FUSC Surcharge Percentage Factor at 17.1.2(A). That is, the MLB EUCL Surcharge Factor equals the MLB EUCL ratio percentage multiplied by the FUSC Surcharge Percentage Factor.

(N) (x)

(x) Filed under authority of Special Permission No. 17-05 of the Federal Communications Commission

Transmittal No. 205

## ACCESS SERVICE

3. Federal Universal Service Charge, ISDN Line Ports, DS1 Line Port and Consumer Broadband-Only Loop Charge (Cont'd) (T)  
(T)

3.10 ISDN Line Ports (1)

When an end user is provided Integrated Services Digital Network (ISDN) Basic Rate Interface (BRI) and/or ISDN Primary Rate Interface (PRI) local exchange service by the Telephone Company under the general or local exchange tariff, ISDN Line Port rates apply. ISDN Line Port rates recover the costs of ISDN line ports to the extent these costs exceed the cost of a line port used for basic, analog service.

When an end user temporarily suspends its local exchange service that is associated with ISDN BRI and/or ISDN PRI, one-half of the ISDN Line Port rate per month will be temporarily suspended for the time period the local exchange service is suspended.

3.10.1 Rate Application

Rates for ISDN Line Ports are set forth in Section 17.1.4, following.

The monthly rate applies to each ISDN service arrangement ordered from the Telephone Company's general or local exchange tariff, as described below.

- The ISDN BRI Line Port rate applies to each ISDN BRI arrangement.
- The ISDN PRI Line Port rate applies to each ISDN PRI arrangement.

3.11 DS1 Line Port

When an end user is provided a DS1 (1.544 Mbps) local exchange service by the Telephone Company under the general and/or local exchange tariff(s), and where the end user provides the terminating channelization equipment, a DS1 Line Port rate will apply. The DS1 Line Port rate recovers the line port costs of the DS1 channel service to the extent these costs exceed the cost of a line port used for basic, analog service.

When an end user temporarily suspends its local exchange service that is associated with DS1 channel service, one-half of the DS1 Line Port rate per month will be temporarily suspended for the time period the local exchange service is suspended.

3.11.1 Rate Application

The DS1 Line Port rate is set forth in Section 17.1.5, following. This monthly rate applies to each DS1 (1.544 Mbps) channel service ordered from the Telephone Company's general and/or local exchange tariff, where the end user provides the terminating channelization equipment.

- (x) The regulations, terms and conditions for BRI and PRI End User Port Charges formerly appeared on Page 4-7 at Section 4.6.8.

Transmittal No. 204



ACCESS SERVICE

3. Federal Universal Service Charge, ISDN Line Ports, DS1 Line Port and Consumer Broadband-Only Loop Charge (Cont'd)

(N)

3.12 Consumer Broadband-Only Loop Charge

The Consumer Broadband-Only Loop (CBOL) Charge recovers the Telephone Company's loop-related costs when a Consumer Broadband-Only Loop Service is provided by the Telephone Company without voice telephone service.

3.12.1 Rate Application

The monthly CBOL Charge rate applies to each data-only broadband access transmission service line ordered by the customer.

Rates for CBOL Charges are set forth in Section 17.1, following.

(N)

Transmittal No. 204

**ACCESS SERVICE****4. End User Access Service**

The Telephone Company will provide End User Access Service (End User Access) to end users who obtain local exchange service from the Telephone Company under its general and/or local exchange tariffs.

**4.1 General Description**

End User Access provides for the use of an End User Common Line (EUCL).

**4.2 Limitations****(A) Exclusions**

Telephone number detail billing, directory listings and intercept arrangements are not included with End User Access.

**(B) Lifeline Support**

Pursuant to Part 54, Subpart E – Universal Service Support for Low-Income Consumers of the FCC’s rules, the federal Lifeline program is designed to provide a discount on monthly end user access charges when a qualified low income residential subscriber obtains a Lifeline-supported service from the Telephone Company. When the Telephone Company seeks Lifeline reimbursement for an eligible voice telephony service provided to a qualified low-income residential subscriber as either: 1) a standalone local exchange service line or 2) a local exchange service line bundled with a broadband Internet access service, the Telephone Company will waive the End User Common Line Residence rate set forth in Section 17, following.

(C)

(C)

**4.3 Undertaking of the Telephone Company**

The Telephone Company will provide End User Access at rates and charges as set forth in 17.1.2 as follows:

- Use of an EUCL for interstate Access Services provided under this tariff. Such use will be provided when the end user obtains local exchange service.
- The Telephone Company will be responsible for contacts and arrangements with customers for the billing of End User Access charges.

Transmittal No. 215

**ACCESS SERVICE**4. End User Access Service (Cont'd)4.4 Obligations of Radio Common Carriers

When the end user is a Radio Common Carrier (RCC) or provider of paging service, such end users shall designate whether the local exchange service they are provided by the Telephone Company is used as an access line for RCC or paging services, or used as an administrative line.

4.5 Payment Arrangements and Credit Allowances4.5.1 Minimum Period

The minimum period for which EUCL End User Access is provided to an end user and for which charges are applicable is the same as that in the general and/or local exchange tariffs for the associated local exchange service.

4.5.2 Cancellation of Orders

End User Access is cancelled when the order for the associated local telephone exchange service is cancelled. No cancellation charges apply.

4.5.3 Changes to Orders

When changes are made to orders for the local exchange service associated with End User Access, any necessary changes will be made for End User Access. No charges will apply.

4.5.4 Allowance for Interruptions

When there is an interruption to an EUCL, requested End User Access credit allowances for interruptions will be provided as set forth for credit allowance for interruptions in 2.4.4 preceding.

4.5.5 Temporary Suspension of Service

When an end user temporarily suspends its local exchange service which is associated with EUCL, one-half of the EUCL per month charge will be temporarily suspended for the time period the local exchange service is suspended.

**ACCESS SERVICE**4. End User Access Service (Cont'd)4.6 Rate Regulations4.6.1 Who Is Billed

EUCL per month charges will be billed to the end user of the associated Local Exchange Service.

4.6.2 Multiparty Service

The EUCL charge for each multiparty subscriber shall be assessed as if the subscriber had subscribed to single-party service.

4.6.3 Pay Telephone Service

The EUCL-Multiline Business rate will be assessed when a Payphone Service Provider obtains an exchange service line for the purposes of offering pay telephone service.

(C)  
|  
(C)

4.6.4 Business Services(A) Single Line Service

When an end user is provided a single local business exchange service in a state, multiparty and centrex services included, and when the local business exchange service is provided under the general and/or local exchange or centrex service tariffs, the EUCL Single Line Business - Individual line or trunk rate as set forth in 17.1.2(B) following, applies to each such business individual line or trunk. In the case of multiparty service, each party is deemed to be a user of an EUCL.

(C)  
  
(T)

## ACCESS SERVICE

### 4. End User Access Service (Cont'd)

#### 4.6 Rate Regulations (Cont'd)

##### 4.6.4 Business Services (Cont'd)

##### (B) Multiline Service

When an end user is provided more than one local business exchange service in a state by the same Telephone Company, pay telephone, multiparty and centrex services included, and when the local exchange service is provided under the general and/or local exchange or centrex service tariffs, the EUCL-Multiline Business - Individual line or trunk rate as set forth in 17.1.2(C) following, applies to each such Multiline Business individual line or trunk. In the case of multiparty service, each party is deemed to be a user of an EUCL. (C) (T)

**ACCESS SERVICE**4. End User Access Service (Cont'd)4.6 Rate Regulations (Cont'd)4.6.4 Business Services (Cont'd)(C) Centrex CO and Centrex CO-like Services

Business or residence single line or multiline usage for Centrex CO and Centrex CO-like services is determined as set forth in 4.6.4 (A) and (B) preceding. Centrex CO or CO-like service provided to a college, university or school may serve both the college, university or school offices and the student or faculty dormitory (residential) quarters. When provided to residential quarters, the residential portion of the service is commonly known as dormitory service. Residential charges will apply to lines to the student or faculty dormitory (residential) quarters as set forth in 17.1.2(A) following. Business charges for lines to the university, college or school offices will apply as set forth in 17.1.2(C) following. Charges shall be based on the number of residence and business lines reported to the Telephone Company by the end user.

**ACCESS SERVICE**4. End User Access Service (Cont'd)4.6 Rate Regulations (Cont'd)4.6.5 Radio Common Carriers

For each local exchange service used only as a path for the transmission of Radio Common Carrier (RCC) traffic between the Telephone Company serving wire center and the RCC's radio equipment, End User Access Charges do not apply. (T)  
End User Access Charges will apply to the Radio Common Carrier's local exchange service used for administrative purposes. This shall also include those Radio Common Carriers providing maritime service under Part 80 of the FCC Rules and Regulations. (x)  
(x)

A Radio Common Carrier is described as a common carrier engaged in the provision of Public Mobile Service, as defined in Part 22 of the FCC Rules and Regulations which is not also in the business of providing landline local exchange telephone service. (x)

4.6.6 Remote Call Forwarding

For each local exchange service provided as Remote Call Forwarding (RCF) residential or business service, under the general and/or local exchange service tariffs, End User Access Charges do not apply. (T)

(x) Filed under authority of Special Permission No. 93-598 of the Federal Communications Commission.

**ACCESS SERVICE**4. End User Access Service (Cont'd)4.6 Rate Regulations (Cont'd)4.6.7 Residence Services(A) Single Line and Multiline Service

When an end user is provided local residence exchange service(s) in a state, multiparty and Centrex services included, and when the local residence exchange or centrex service is provided under the general and/or local exchange or Centrex service tariffs, the EUCL Residence - Individual line or trunk rate as set forth in 17.1.2(A) following, applies to each such local residence exchange trunk. In the case of multiparty service each party is deemed to be a user of an EUCL.

(M)

(M)

4.6.8 Integrated Services Digital Network (ISDN) Services

(N)

(A) ISDN Basic Rate Interface (BRI)

When an end user is provided residence or business local exchange service under any general and/or local exchange service tariff(s) using an Integrated Services Digital Network (ISDN) Basic Rate Interface (BRI) arrangement, one (1) EUCL Residence - Individual line or trunk charge as set forth in Section 17.1.2(A), following, or, one (1) EUCL Single Line Business – Individual line or trunk charge as set forth in Section 17.1.2(B), following, applies to each ISDN BRI arrangement.

(N)

(M) The regulations, terms and conditions for BRI and PRI End User Port Charges formerly on this page now appear on Page 3-26 at Section 3.10.1.

Transmittal No. 109



**ACCESS SERVICE**4. End User Access Service (Cont'd)4.6 Rate Regulations (Cont'd)4.6.8 Integrated Services Digital Network (ISDN) Services (Cont'd)

(N)

(A) ISDN Basic Rate Interface (PRI)

When an end user is provided residence or business local exchange service under any general and/or local exchange service tariff(s) using an Integrated Services Digital Network (ISDN) Primary Rate Interface (PRI) arrangement, five (5) EUCL - Multiline Business Individual line or trunk charges as set forth in Section 17.1.2(C), following, apply to each ISDN PRI arrangement.

4.6.9 DS1 Channel Service

(x)

When an end user is provided local exchange service under any general and/or local exchange tariff(s) using a DS1 (1.544 Mbps) channel service where the customer provides the terminating channelization equipment, five(5) EUCL - Multiline Business Individual line or trunk charges as set forth in Section 17.1.2 (C), following, apply to each DS1 channel service.

(N)

(x)

- (x) Filed pursuant to the Federal Communications Commission's Order Granting Petition for Rulemaking, Notice of Proposed Rulemaking, and Order Granting Interim Partial Waiver, WC Docket No. 04-259, RM-10603, released July 19, 2004. National Exchange Carrier Association Petition to Amend Section 69.104 of the Commission's Rules. Granted on an interim basis, the above mentioned waiver expires at such time as the Commission resolves the issues raised in the Notice of Proposed Rulemaking

Transmittal No. 109

Issued: September 8, 2005

Effective: September 23, 2005

President  
7852 Walker Drive, Suite 200, Greenbelt, Maryland 20770

**ACCESS SERVICE**5. Access Ordering5.1 General

This section sets forth the regulations and order related charges for services set forth in other sections of this tariff. Order related charges are in addition to other applicable charges for the services provided.

An Access Order is an order to provide the customer with Switched and Special Access and Public Packet Data Network or Access Related Service or to provide changes to existing services. (C)

The regulations, rates and charges for special construction are set forth in NATIONAL EXCHANGE CARRIER ASSOCIATION, INC. TARIFF F.C.C. NO. 3 and are in addition to the regulations, rates and charges specified in this section. (x)  
(x)

A customer may order any number of services of the same type and between the same premises on a single Access Order. All details for services for a particular order must be identical except for those for multipoint service.

The customer shall provide to the Telephone Company the order information required in 5.2 following, and in addition the customer must also provide:

- Customer name and premises address(es).
- Billing name and address (when different from customer name and address).
- Customer contact name(s) and telephone number(s) for the following provisioning activities: order negotiation, order confirmation, interactive design, installation and billing.

(x) Filed under authority of Special Permission No. 93-598 of the Federal Communications Commission.

## ACCESS SERVICE

### 5. Access Ordering (Cont'd)

#### 5.1 General (Cont'd)

##### 5.1.1 Service Installation

The Telephone Company will provide the Access Service in accordance with the customer's requested service date, subject to the constraints established by the Telephone Company schedule of applicable service dates.

The Telephone Company shall make available to all customers, upon request, a schedule of applicable service intervals for Switched Access, Special Access and Public Packet Data Network Services. The schedule shall specify the applicable service interval for services and the quantities of services that can be provided by a requested service date. Any associated material will be provided upon request and within a reasonable period of time. (C)  
(C)

The Telephone Company will not accept orders for service dates which exceed the applicable service date by more than six months.

Access Services will be installed during Telephone Company business days. If a customer requests that installation be done outside of scheduled work hours, and the Telephone Company agrees to this request, the customer will be subject to applicable Additional Labor Charges as set forth in 17.4.3(A) following.

**ACCESS SERVICE**5. Access Ordering (Cont'd)5.1 General (Cont'd)5.1.2 Expedited Orders

When placing an Access Order, a customer may request a service date that is prior to the applicable service date. Additionally, a customer may also request an earlier service date on a pending Access Order. In this case, an Access Order modification as set forth in 5.4 following would be required. If the Telephone Company determines that the service can be provided on the requested date and that additional labor cost or extraordinary costs are required to meet the requested service date, the customer will be notified and will be provided with an estimate of the additional charges involved. Charges will be billed at actual cost, not to exceed 10 percent over estimated charges. Such additional charges will be determined and billed to the customer as explained following. (T)

To calculate the additional labor charges, the Telephone Company will, upon authorization from the customer to incur the additional labor charges, keep track of the additional labor hours used to meet the request of the customer and will bill the customer at the applicable Additional Labor charges as set forth in 17.4.3(A) following.

To develop, determine and bill the customer the extraordinary costs which may be involved, the Special Construction terms and conditions as set forth in NATIONAL EXCHANGE CARRIER ASSOCIATION, INC. TARIFF F.C.C. NO. 3 will be used by the Telephone Company. Authorization to incur the costs and to bill the customer will be in accordance with the terms and conditions of NATIONAL EXCHANGE CARRIER ASSOCIATION, INC. TARIFF F.C.C. NO. 3. (x)  
(x)  
(x)  
(x)

When the request for expediting occurs subsequent to the issuance of the Access Order, a Service Date Change Charge as set forth in 17.4.1(B) following also applies.

(x) Filed under authority of Special Permission No. 93-598 of the Federal Communications Commission.

## ACCESS SERVICE

5. Access Ordering (Cont'd)

5.1 General (Cont'd)

5.1.3 Selection of Facilities for Access Orders

The option to request a specific transmission path or channel is only provided for High Capacity Facilities Special Access, or as provided for under Special Facilities Routing as set forth in Section 11. following .

(C)  
(C)

When there are High Capacity facilities to a hub on order or in service for the customer's use, the customer may request a specific channel or transmission path be used to provide the Switched or Special Access Service requested in an Access Order. The Telephone Company will make a reasonable effort to accommodate the customer request.

**ACCESS SERVICE**5. Access Ordering (Cont'd)5.2 Ordering Requirements5.2.1 Switched Access Service

Except as provided for in Section 5.2.1(E), following, when ordering Switched Access service, the customer must specify whether the service is to be provided as (1) Direct Trunked Transport to the end office, (2) Direct Trunked Transport to a tandem which connects with Tandem Switched Transport from the tandem to the end office or (3) Tandem Switched Transport to the end office. When all or a portion of service is ordered as Direct Trunked Transport, the customer must specify the type and quantity of Direct Trunked Transport facility (e.g., Voice Grade or High Capacity DS1 or DS3).

Except as provided for in Section 5.2.1(E), following, the Customer must also specify the type of Entrance Facility to be used for Switched Access (e.g., Voice Grade or High Capacity). For High Capacity Entrance Facilities, the customer must specify the facility assignment and the channel assignment for each trunk.

With the exception of Ethernet Switched Access Local Transport (ESALT) (C)  
Direct Trunked Transport, Direct Trunked Transport is available at all tandems (C)  
and at all end offices except those end offices identified in NATIONAL  
EXCHANGE CARRIER ASSOCIATION, INC. TARIFF F.C.C. NO. 4 as not  
having the capability to provide Direct Trunked Transport. ESALT Direct (C)  
Trunked Transport is only available at those suitably equipped tandems and end |  
offices identified by the Telephone Company in NATIONAL EXCHANGE (C)  
CARRIER ASSOCIATION, INC. TARIFF F.C.C. NO. 4. Direct Trunked  
Transport is not available: (1) from end offices that provide equal access  
through a Centralized Equal Access arrangement, or (2) from end offices that  
lack recording or measurement capability.

Normally, Direct Trunked Transport of originating 800 calls from an end office is available only from Service Switching Point (SSP) equipped end offices. However, certain non-SSP equipped end offices can accommodate direct trunking of originating 800 calls. These end offices are also identified in NATIONAL EXCHANGE CARRIER ASSOCIATION, INC., TARIFF F.C.C. No. 4.

When the customer has both Tandem Switched Transport and Direct Trunked Transport at the same end office, the customer will be provided Alternate Traffic Routing as set forth in 6.4.6 following.

At the customer's request, its Local Transport may be connected to the Entrance Facility of another customer, providing the other customer submits a Letter of Authorization for this connection and assumes full responsibility for the cost of the Entrance Facility.

**ACCESS SERVICE**5. Access Ordering (Cont'd)5.2 Ordering Requirements5.2.1 Switched Access Service (Cont'd)(A) Feature Group A

Orders for Feature Group A Switched Access Service shall be in lines.

When placing an order for Feature Group A Switched Access Service, the customer shall provide the following information in addition to that set forth in 5.1 preceding:

- The number of lines and the first point of switching (i.e., Dial Tone Office);
  - Optional Features;
  - Whether the Off-hook Supervisory Signaling is provided by the customer's equipment before the called party answers, or is forwarded by the customer's equipment when the called party answers;
  - Lines to be provided as single lines;
  - Lines to be arranged in multiline hunt group arrangements;
  - Directionality (1-way, 2-way, etc.);
  - A projected Percentage of Interstate Use (PIU) as set forth in 2.3.11 preceding; and
  - The Interexchange Carrier to which the service is connected or, in the alternative, specify the means by which the FGA access communications are transported to another state .
- (T)

**ACCESS SERVICE**5. Access Ordering (Cont'd)5.2 Ordering Requirements (Cont'd)5.2.1 Switched Access Service (Cont'd)(B) Feature Group B

Orders for Feature Group B Switched Access Service shall be in trunks.

When placing an order for Feature Group B Service, the customer shall provide, the following information in addition to that set forth in 5.1 preceding:

- The number of trunks;
- The end office, except when FGB is provided through a centralized equal access arrangement, when direct routing is desired;
- The access tandem office when tandem routing is desired;
- Optional Features;
- Trunks to be provided as single trunks;
- Trunks to be arranged in trunk group arrangements;
- Directionality (1-way, 2-way, etc.);
- A projected Percentage of Interstate Use (PIU) as set forth in 2.3.11 preceding; (T)
- The Interexchange Carrier to which the service is connected or, in the alternative, specify the means by which the FGB access communications are transported to another state;
- The access code dialing arrangement (i.e., a uniform access code of 950-XXXX); and
- For Feature Group B switched access service to a Wireless Switching Center directly interconnected to a Telephone Company access tandem office, the customer shall provide information to the Telephone Company indicating the NXX code(s) to be accessed. (C)  
(C)



**ACCESS SERVICE**5. Access Ordering (Cont'd)5.2 Order Requirements (Cont'd)5.2.1 Switched Access Service (Cont'd)(C) Feature Group C, Feature Group D, Interim NXX Translation, Operator Transfer Service and SS7 Signaling

The ordering requirements for Feature Group D Switched Access Service used in conjunction with Internet Protocol Gateway Access Service are specified in Section 5.2.1(E), following. The ordering requirements for Feature Group D Switched Access Service used in conjunction with ESALT are specified in section 5.2.1(F), following.

(C)  
(C)

When placing an order for Feature Group C and D Switched Access Service, the customer shall provide:

- The number of BHMC from the customer designated premises to the end office or Operator Transfer Service location by Feature Group and by type of BHMC or
- The number of trunks desired between customer designated premises and an entry switch or Operator Transfer Service location;
- The number of BHMC or trunks required for or to be converted to an SS7 Signaling capability;
- Optional Features;
- Interim NXX Translation options;
- Operator Transfer Service option;
- A projected Percentage of Interstate Use (PIU) as set forth in 2.3.11 preceding; and
- For Feature Group D switched access service to a Wireless Switching Center (WSC) directly interconnected to a Telephone Company access tandem office, the customer shall provide information to the Telephone Company indicating the NXX code(s) to be accessed.

When BHMC information is provided it is used to determine the number of transmission paths as set forth in 6.2.5 following.

The BHMC may be determined by the customer in the following manner. For each day (8 am to 11 pm, Monday through Friday, excluding national holidays), the customer shall determine the highest number of minutes of use for a single hour (e.g., 55 minutes in the 10-11 a.m. hour). The customer shall, for the same hour period (i.e., busy hour) for each of twenty consecutive business days, pick the 20 consecutive business days in a calendar year which add up to the largest number of minutes of use. Both originating and terminating minutes shall be included. The customer shall then determine the average busy hour minutes of capacity (i.e., BHMC) by dividing the largest number of minutes of use figure for the same hour period for the consecutive 20 business day period by 20. This computation shall be performed for each end office the customer wishes to serve. These determinations thus establish the forecasted BHMC for each end office.

Transmittal No. 197

**ACCESS SERVICE**5. Access Ordering (Cont'd)5.2 Ordering Requirements (Cont'd)5.2.1 Switched Access Service (Cont'd)(C) Feature Group C, Feature Group D, Interim NXX Translation, Operator Transfer Service and SS7 Signaling (Cont'd)

(T)

Customers may, at their option, order FGD by specifying the number of trunks desired between customer designated premises and an end office, access tandem or operator services location. When ordering by trunk quantities rather than BHMC quantities to an access tandem, the customer must also provide the Telephone Company an estimate of the amount of traffic it will generate to and/or from each end office subtending the access tandem to assist the Telephone Company in its own efforts to project further facility requirements.

When Feature Group C or D is ordered with the Interim NXX Translation optional feature, the customer shall specify the Service Access Code(s) (e.g., 900) and their associated NXX code(s) to be translated within the entire LATA or Market Area. The initial and subsequent orders to add, change, or delete Interim NXX Translation codes shall be placed separately or in combination with orders to change Feature Group C or D Switched Access BHMC or trunks. Customer assigned NXX codes which have not been ordered will be blocked.

Orders for the Interim NXX Translation optional feature shall not be required until such time as a customer other than an MTS/WATS provider requests Interim NXX Translation of Service Access Codes. Upon receipt of such order, the Telephone Company shall notify the MTS/WATS provider of the activation of the Interim NXX Translation Service for the Service Access Code. Following such initial activation, all customers are required to place orders for Interim NXX Translation of the Service Access Code and the Interim NXX Translation charge for the Service Access Code shall apply as set forth in 17.2.1(C) following.

**ACCESS SERVICE**5. Access Ordering (Cont'd)5.2 Ordering Requirements (Cont'd)5.2.1 Switched Access Service (Cont'd)(C) Feature Group C, Feature Group D, Interim NXX Translation Operator Transfer Service And SS7 Signaling (Cont'd)

For the Operator Transfer Service Option ordered in conjunction with Feature Group C or Feature Group D Switched Access Service as set forth in 6.7.1 and 6.8.1 following, the customer must specify the number of trunks or BHMCs desired between its premises and the Telephone Company operator services location.

Operator Transfer Service is provided at operator services locations as set forth in NATIONAL EXCHANGE CARRIER ASSOCIATION, INC. TARIFF F.C.C. NO. 4.

(D) SS7 Optional Feature

When Feature Group C or D is ordered with the SS7 optional feature, in addition to information listed in 5.2.1(C) preceding, the customer shall specify a reference to existing signaling connections or reference a related SS7 signaling connection order. When ordering SS7 signaling, the customer shall provide the Signaling Transfer Point codes, location identifier codes and circuit identifier codes. In addition, the customer shall work cooperatively with the Telephone Company to determine the number of SS7 signaling connections required to handle its signaling traffic.

For 800 Data Base Access Service, as described in 6.1.3(A) & (C) following, the customer must order FGC or FGD to those access tandems or end offices designated as Service Switching Points (SSP) for 800 data base service or to those non-SSP equipped end offices that can accommodate direct trunking of originating 800 calls. SSP equipped end offices and access tandems and non-SSP equipped end offices that can accommodate direct trunking of originating 800 calls are designated in NATIONAL EXCHANGE CARRIER ASSOCIATION, INC. TARIFF F.C.C. NO. 4, WIRE CENTER INFORMATION. All traffic originating from end offices not equipped to provide SS7 signalling and routing or not able to accommodate direct trunking of originating 800 calls require routing via an access tandem where SSP functionality is available.

(M)

(M)

(x) Filed under authority of Special Permission No. 93-598 of the Federal Communications Commission.

Certain material currently found on this page formerly appeared on Original Page 5-10.

Transmittal No. 197

**ACCESS SERVICE**5. Access Ordering (Cont'd)5.2 Ordering Requirements (Cont'd)5.2.1 Switched Access Service (Cont'd)(E) Internet Protocol Gateway Access Service

(M)

When placing an order for Feature Group D Switched Access Service for use in conjunction with Internet Protocol Gateway Access Service (IPG) as described in Section 16.9, following, the customer shall provide:

- the number of BHMC between the IPG gateway SWC and each end office to which the IPG customer wants to terminate interexchange voice traffic originated on its IP based network and/or receive interexchange voice traffic originated on the Telephone Company's network and
- a projected Percentage of Interstate Use (PIU) as set forth in Section 2.3.11, preceding.

BHMC information is used to determine the number of transmission paths as set forth in Section 6.2.5, following.

(M)

(F) Ethernet Switched Access Local Transport

(N)

When placing an order for Ethernet Switched Access Local Transport (ESALT) and required Feature Group D Switched Access Service as described in Section 6.1, following, the customer must specify:

- The customer designated premises;
- The number and bandwidth capacity for each ESALT Entrance Facility and, where required, the number, type and bandwidth capacity for each ESALT Direct Trunked Facility, ESALT Direct Trunked Termination and ESALT Class of Service/Quality of Service;
- The type of signaling interface and bearer channel format requested that are compatible with the Technical Reference transmission standards listed in Section 6.1.1(A), following;
- The number of BMHC between the ESALT SWC and each end office to which the customer wants to terminate interexchange voice traffic originated on its IP based network and/or receive interexchange voice traffic originated on the Telephone Company's network; and
- A projected Percentage of Interstate Use (PIU) as set forth in Section 2.3.11, preceding.

BHMC information is used to determine the number of transmission paths as set forth in Section 6.2.5, following.

(N)

Certain material currently found on this page formerly appeared on 1st Revised Page 5-9.

Transmittal No. 197

**ACCESS SERVICE**5. Access Ordering (Cont'd)5.2 Ordering Requirements (Cont'd)5.2.2 Special Access Service

When placing an order for Special Access Service the customer must specify:

- the customer designated premises or hubs involved;
- type of service (e.g., Voice Grade, High Capacity, etc.);
- the channel interface(s);
- technical specification package;
- options desired;
- for multipoint services, the channel interface at each customer designated premises may, at the request of the customer, be different but all such interfaces shall be compatible; and
- that the traffic consists of more than ten percent interstate traffic.

All part-time Video and Program Audio services are subject to a service inquiry. A service inquiry is a request to the Telephone Company to determine if facilities exist to provide the service ordered and to determine the service date on which service can be provided to the customer.

Where the Special Access Service is exempt from the Special Access Surcharge, as set forth in 7.3 following the customer shall furnish written certification to that effect as set forth in 7.3.3 following.

When ordering bridging and/or multiplexing, the Customer must specify the telephone company hub(s) from which they desire service. The Customer must specify only those hubs that provide the type of service ordered and interconnect with the wire center(s) from which the customer requires service. The Wire Center section of NATIONAL EXCHANGE CARRIER ASSOCIATION, INC. TARIFF F.C.C. NO. 4 identifies hub types (e.g., Digital Data , High Capacity Multiplexing, etc.) and hub levels (i.e., Hub, Terminus Hub, Intermediate Hub and Super-Intermediate Hub). Additionally, the Subtending section of TARIFF F.C.C. NO. 4 identifies wire centers and the Intermediate and/or Super-Intermediate Hubs with which they interconnect.

(x)

(x)

(x)

(x)

- (x) Filed under authority of Special Permission No. 93-598 of the Federal Communications Commission.

**ACCESS SERVICE**5. Access Ordering (Cont'd)5.2 Ordering Requirements (Cont'd)5.2.2 Special Access Service (Cont'd)

There are two Special Access Optional Rate Plans that offer term discounts: a High Capacity Optional Rate Plan and Synchronous Optical Channel Service (SOCS) Optional Rate Plans, as described in Sections 7.2.8(A) and 7.2.9(A) and (B), following.

(N)

(N)

When ordering the High Capacity Term Discount Optional Rate Plan, an upgrade to the plan, or a High Capacity Service Optional Rate Plan Replacement, discontinuance charges, as specified in 7.2.8 following, will not apply if the conditions set forth in 7.2.8 following are met and the customer provides the following ordering information:

(C)

(C)

(C)

(M)

(M)

Term Discounts-Upgrades in Capacity (DS1 to DS3)

- The customer's order for the disconnect of the existing DS1 Service and the installation of the new DS3 Service are received at the same time and specifically reference the application of upgrade in capacity.
- The customer's disconnect order for the existing DS1 Service must reference the DS3 Service installation order.

Customer orders to install and disconnect DS1 or DS3 services provided under a Term Discount plan where the number of DS1s or DS3s remains constant and the customer wishes to maintain the existing Term Discount period and minimum service period must:

- Be received at the same time; and
- Reference continuation of the existing Term Discount period and the minimum service period on both the installation and disconnect orders.

DS3 Capacity Discounts - Upgrades

- The customer's order for the disconnect of the current DS3 Capacity Interface and order for the installation of the upgraded DS3 Capacity Interface are received by the telephone company at the same time and specifically reference the application of upgrade in capacity.

The customer's disconnect order for the existing DS3 Service must reference the installation order.

Certain material previously found on this page currently appears on Original Page 5-12.1.

Transmittal No. 161

Issued: December 16, 2011

Effective: January 1, 2012

President  
7852 Walker Drive, Greenbelt, Maryland 20770

**ACCESS SERVICE**5. Access Ordering (Cont'd)5.2 Ordering Requirements (Cont'd)5.2.2 Special Access Service (Cont'd)Term Discounts – Optional Rate Plan Replacements

(N)

Discontinuance charges as specified in Section 7.2.8(A)(4), following, will not apply when an existing High Capacity Optional Rate Plan customer:

- Orders the disconnect of its existing committed High Capacity channel(s) and installation of one or more newly committed SOCS channel(s) or ETS Port(s) as described in Section 7.2.8(A)(3), following, and complies with the following requirements:
  - The customer's orders for the disconnection of its existing committed High Capacity channel(s) and installation of its replacement newly committed SOCS channel(s) or ETS Port(s) are submitted to the Telephone Company at the same time.
  - All orders specifically reference the replacement of the existing committed High Capacity channel(s) with one or more newly committed SOCS channel(s) or ETS Port(s) in the customer's new SOCS Optional Rate Plan, or in the customer's new or existing ETS Term Discount Plan.

(N)

The High Capacity Term Discount Optional Rate Plan is only available from those Telephone Companies listed in Section 7.1.1(B), following.

(M)

(M) (T)

Certain material currently found on this page previously appeared on Original Page 5-12.

Transmittal No. 161

Issued: December 16, 2011

Effective: January 1, 2012

President  
7852 Walker Drive, Greenbelt, Maryland 20770

**ACCESS SERVICE**5. Access Ordering (Cont'd)5.2 Ordering Requirements (Cont'd)5.2.2 Special Access Service (Cont'd)

The Synchronous Optical Channel Service Optional Rate Plan is a Term Discount plan. When ordering a Synchronous Optical Channel Service Term Discount Optional Rate Plan, upgrade to the plan, or a SOCS Optional Rate Plan Replacement, discontinuance charges, as specified in Section 7.2.9(A), following, will not apply if the conditions set forth in Section 7.2.9(A), following, are met and the customer provides the following ordering information:

Term Discounts - Upgrades in Capacity (OC3/OC3c to OC12)

- The customer's order for the disconnect of the existing OC3/OC3c Service and the installation of the new OC12 Service are received at the same time and specifically reference the application of upgrade in capacity.
- The customer's disconnect order for the existing OC3/OC3c Service must reference the OC12 Service installation order.

Customer orders to install and disconnect OC3/OC3c or OC12 services provided under a Term Discount plan where the number of OC3s, OC3cs, or OC12s remains constant and the customer wishes to maintain the existing Term Discount period and minimum service period must:

- Be received at the same time.
- Reference continuation of the existing Term Discount period and the minimum service period on both the installation and disconnect orders.

(N)

(N)



**ACCESS SERVICE**5. Access Ordering (Cont'd)5.2 Ordering Requirements (Cont'd)5.2.2 Special Access Service (Cont'd)Term Discounts – Optional Rate Plan Replacements

Discontinuance charges as specified in Section 7.2.9(A)(4), following, will not apply when an existing SOCS Optional Rate Plan customer: - Orders the disconnect of its existing committed SOCS channel(s) and installation of one or more newly committed ETS Port(s) as described in Section 7.2.9(A)(3), following, and complies with the following requirements:

- The customer's orders for the disconnection of its existing committed SOCS channel(s) and installation of its replacement newly committed ETS Port(s) are submitted to the Telephone Company at the same time.
- All orders specifically reference the replacement of the existing committed SOCS channel(s) with one or more newly committed ETS Port(s) in the customer's new or existing ETS Term Discount Plan.

The Synchronous Optical Channel Service Term Discount Optional Rate Plan is only available from those Telephone Companies listed in Section 7.1.1(B) following.

(N)

(N)

**ACCESS SERVICE**5. Access Ordering (Cont'd)5.2 Ordering Requirements (Cont'd)5.2.3 WATS or WATS-Type Services

Special Access Service may be ordered for connection with FGA, FGB, FGC or FGD Switched Access Service at Telephone Company designated WATS Serving Offices (WSOs) for the provision of WATS or WATS-type Services and may be ordered separately by a customer other than the customer which orders the FGA, FGB, FGC or FGD Switched Access Service. For the Special Access Service the customer shall specify:

- the customer designated premises at which the Special Access service terminates;
- the type of line (i.e., two-wire or four-wire);
- the type of calling (i.e., originating, terminating or two-way); and
- type of Supervisory Signaling.

When the optional screening, switching and/or recording functions are not provided at the customer serving wire center, Channel Mileage, as set forth in 7.2.1 following, must be ordered between that wire center and the nearest WSO where the screening, switching and/or recording functions can be provided.

5.2.4 Mixed Use Facilities - Switched and Special Access

Mixed use is the provision of both Switched and Special Access Services over the same High Capacity facilities. Mixed use facilities to a hub will be ordered and provided as Special Access Service. Where mixed use is employed, individual services utilizing these facilities must be ordered either as Switched Access Service or Special Access Service as further elaborated and set forth in 6.4.7 and 7.2.7 following. When placing the order for the individual service(s), the customer must specify a channel assignment for each service ordered.

Mixed use is also the provision of both Ethernet Switched Access Local Transport (ESALT) and Ethernet Transport Service (ETS) over the same Ethernet Transport Service facilities. Mixed use facilities to an ETS SWC will be ordered and provided as Ethernet Transport Service. Where mixed use is employed, individual services utilizing these facilities must be ordered either as ESALT or ETS as set forth in Sections 6.4.7 and 16.4.4(D), following.

(N)  
|  
(N)

**ACCESS SERVICE**5. Access Ordering (Cont'd)5.2 Ordering Requirements (Cont'd)5.2.5 Miscellaneous Services

Testing Service, Additional Labor, Telecommunications Service Priority and Special Facilities Routing shall be ordered with an Access Order or may subsequently be added to a pending order at any time up to and including the service date for the access service. When miscellaneous services are added to a pending order a service date change may be required. When a service date change is required, the service date change charge as set forth in 17.4.1(B) following will apply. When miscellaneous services are added to a pending order, charges for a design change as set forth in 17.4.1(C) following will apply when an engineering review is required. If both a service date change and an engineering review are required, both the Service Date Change Charge and the Design Change Charge will apply as set forth in 5.4.3(A) and (B) following.

The rates and charges for these services, as set forth in Section 17 of this tariff, will apply in addition to the ordering charges set forth in Section 17, and the rates and charges for the Access Service with which they are associated.

Additional Engineering is not an ordering option, but will be applied to an Access Order when the Telephone Company determines that Additional Engineering is necessary to accommodate a customer request. Additional Engineering will only be required as set forth in 13.1 following. When it is required, the customer will be so notified and will be furnished with a written statement setting forth the justification for the Additional Engineering as well as an estimate of the charges. If the customer agrees to the Additional Engineering, a firm order will be established. If the customer does not want the service or facilities after being notified that Additional Engineering of Telephone Company facilities is required, the order will be withdrawn and no charges will apply. Once a firm order has been established, the total charge to the customer for the Additional Engineering may not exceed the estimated amount by more than 10%.

**ACCESS SERVICE**5. Access Ordering (Cont'd)5.2 Ordering Requirements (Cont'd)5.2.6 Frame Relay Access Service

When ordering Frame Relay Access Service, a minimum of two port connections are required for data to be transported between customer designated premises.

When placing an order for Frame Relay access Service the customer must specify:

- the number of Permanent Virtual Connections (PVCs) required;
- the location of the ports for each PVC;
- the Committed Information Rates (CIRs) that will be associated with each PVC;
- that the traffic consists of more than ten percent interstate traffic.

The port connecting the special access facility to the telephone company frame relay switch must be ordered and provided at the same speed as the special access facility.

When connecting to the port of another customer, the ordering customer must obtain authorization from the other customer.

When an extended PVC is ordered, the customer is responsible for placing the order with all telephone companies involved.

5.2.7 Internet Protocol Gateway Access Service (IPG)

When placing an order for IPG, the customer must specify:

- the customer designated premises;
- the number of IPG Port interface(s);
- the speed for each IPG Port;
- the number and bandwidth capacity for each IPG Transport Termination (IPG TT) and, where required, the number and bandwidth capacity for each IPG Transport Mileage Facility (IPG TMF) and IPG Transport Mileage Termination (IPG TMT);
- the type of signaling interface and bearer channel format requested that are compatible with the Technical Reference transmission standards listed in Section 16.9.3(B), following;

(N)

(N)

## ACCESS SERVICE

### 5. Access Ordering (Cont'd)

#### 5.2 Ordering Requirements (Cont'd)

##### 5.2.7 Internet Protocol Gateway Access Service (IPG) (Cont'd)

- that an order for Feature Group D Switched Access Service has been placed pursuant to the requirements specified in Section 5.2.1(E), preceding; and
- that the traffic consists of more than 10 percent interstate traffic.

##### 5.2.8 Ethernet Transport Service (ETS)

When placing an order for ETS, the customer must specify:

- the customer designated premises;
- the type(s) of ETS Port interface(s);
- the speed for each ETS Port;
- the bandwidth capacity for each ETS Channel Termination (ETS CT), and the number and bandwidth capacity for each ETS Ethernet Virtual Connection (ETS EVC), ETS Extended Ethernet Virtual Connection (ETS E-EVC) and ETS Interconnected Ethernet Virtual Connections (ETS I-EVCs) associated with an ETS Port;
- options desired, if applicable;
- that the traffic consists of more than 10 percent interstate traffic.

When connecting to the ETS Port of another customer, the ordering customer must obtain authorization from the other customer.

(N)

(N)

**ACCESS SERVICE**5. Access Ordering (Cont'd)5.2 Ordering Requirements (Cont'd)5.2.8 Ethernet Transport Service (ETS) (Cont'd)

- (A) The ETS Term Discount Plan (ETS TDP) and ETS Port Term Discount Plan (ETS PTDP) are available from those Telephone Companies with rates indicated for the discounts in Section 17, following.
- (B) Discontinuance charges as specified in Section 16.4.5(D), following, will not apply when an existing ETS Term Discount Plan customer: 1) orders the disconnect of an existing committed ETS TDP Port and its replacement by one or more newly installed committed ETS TDP Port(s) as described in Section 16.4.5(B)(1), following, and complies with the following requirements:
- The customer's orders for the disconnection of the existing committed ETS TDP Port and the installation of the replacement committed ETS TDP Port(s) are submitted to the Telephone Company at the same time.
  - Both orders specifically reference the replacement of the existing committed ETS TDP Port with the newly installed committed ETS TDP Port in the customer's existing ETS Term Discount Plan.

(N)

(N)

Transmittal No. 215

Issued: June 18, 2018

Effective: July 3, 2018

President  
7852 Walker Drive, Greenbelt, Maryland 20770

**ACCESS SERVICE**5. Access Ordering (Cont'd)5.2 Ordering Requirements (Cont'd)5.2.8 Ethernet Transport Service (ETS) (Cont'd)

(N)

- (C) Discontinuance charges as specified in Section 16.4.5(D), following, will not apply when an existing ETS Term Discount Plan customer: 1) orders the disconnect of an existing committed ETS TDP Port and its replacement by one or more newly installed committed ETS Port Term Discount Plan (ETS PTDP) Port(s) under individual ETS Port Term Discount Plans as specified in Section 16.4.5(B)(2), following, and 2) complies with the following requirements:
- The customer's orders for the disconnection of the existing committed ETS TDP Port and the installation of the newly committed replacement ETS PTDP Port(s) are submitted to the Telephone Company at the same time.
  - Both orders specifically reference the replacement of the existing committed ETS TDP Port with the newly installed committed ETS PTDP Port under an individual ETS PTDP.
- (D) Discontinuance charges as specified in Section 16.4.5(D), following, will not apply when an existing ETS Term Discount Plan customer: 1) discontinues its existing ETS TDP in its entirety and replaces it with one or more individual ETS PTDPs as specified in Section 16.4.5(C)(2) and 2) complies with the following requirements:
- The customer's orders for the discontinuance of the ETS TDP and the installation of one or more replacement ETS PTDPs are submitted to the Telephone Company at the same time.
  - Both orders specifically reference the replacement of an existing ETS TDP with one or more ETS PTDPs.

(N)

**ACCESS SERVICE**5. Access Ordering (Cont'd)5.2 Ordering Requirements (Cont'd)5.2.8 Ethernet Transport Service (ETS) (Cont'd)

(E) Discontinuance charges as specified in Section 16.4.6(C), following, will not apply when an ETS Port Term Discount Plan customer: 1) disconnects a committed ETS PTDP Port at any time during the term commitment period and replaces it with a newly installed committed ETS PTDP Port as described in Section 16.4.6(A), following and 2) complies with the following requirements:

- The customer's orders for the disconnection of the existing committed ETS PTDP Port and the installation of the newly committed replacement ETS PTDP Port are submitted to the Telephone Company at the same time.
- Both orders specifically reference the replacement of an existing committed ETS PTDP Port with a newly installed committed ETS PTDP Port.

(N)

(N)

Transmittal No. 215

Issued: June 18, 2018

Effective: July 3, 2018

President  
7852 Walker Drive, Greenbelt, Maryland 20770



**ACCESS SERVICE**5. Access Ordering (Cont'd)5.2 Ordering Requirements (Cont'd)5.2.9 Internet Protocol Gateway Access Service (IPG)

When placing an order for IPG, the customer must specify:

- the customer designated premises;
- the number of IPG Port interface(s);
- the speed for each IPG Port;
- the number and bandwidth capacity for each IPG Transport Termination (IPG TT) and, where required, the number and bandwidth capacity for each IPG Transport Mileage Facility (IPG TMF) and IPG Transport Mileage Termination (IPG TMT);
- the type of signaling interface and bearer channel format requested that are compatible with the Technical Reference transmission standards listed in Section 16.9.3(B), following;
- that an order for Feature Group D Switched Access Service has been placed pursuant to the requirements specified in Section 5.2.1(E), preceding; and
- that the traffic consists of more than 10 percent interstate traffic.

(N)

(N)

**ACCESS SERVICE**5. Access Ordering (Cont'd)5.3 Access Orders For Services Provided By More Than One Telephone Company

Access Services provided by more than one Telephone Company are services where one end of the Local Transport or Channel Mileage element is in the operating territory of one Telephone Company and the other end of the element is in the operating territory of a different Telephone Company or where the Interim NXX Translation service and the end office are not provided by the same Telephone Company.

The ordering procedure for this service is dependent upon the billing arrangement, as set forth in 2.4.7 preceding, to be used by the Telephone Companies involved in providing the Access Service. The Telephone Company will notify the customer which of the ordering procedures will apply.

5.3.1 Non Meet Point Billing Ordering - FGA(A) Single Company Billing Ordering

The Telephone Company receiving the order from the customer will arrange to provide the service and bill the customer as set forth in 2.4.7(A)(1). The customer will place the order with the Telephone Company as follows:

For FGA Switched Access Service the customer will place the order with the Telephone Company in whose territory the first point of switching is located. The first point of switching is the dial tone office.

When the first point of switching is not in the same Telephone Company's territory as the Interexchange Carrier premises, the customer must supply a copy of the order to the Telephone Company in whose territory the Interexchange Carrier premises is located and any other Telephone Company(s) involved in providing the service. When service is provided through a centralized equal access provider, the customer must supply a copy of the order to that provider.

**ACCESS SERVICE**5. Access Ordering (Cont'd)5.3 Access Orders For Services Provided By More Than One Telephone Company (Cont'd)5.3.2 Meet Point Billing Ordering

Each Telephone Company will provide its portion of the Access Service within its operating territory to an interconnection point(s) with the other Telephone Company(s). Billing Percentages will be determined by the Telephone Companies involved in providing the Access Service and listed in NATIONAL EXCHANGE CARRIER ASSOCIATION, INC. TARIFF F.C.C. NO. 4. Each Telephone Company will bill the customer for its portion of the service as set forth in 2.4.7. All other appropriate charges in each Telephone Company tariff are applicable. (C)

For the service(s) ordered as set forth following, the customer must also supply a copy of the order to the Telephone Company in whose operating territory a customer designated premises is located and any other Telephone Company(s) involved in providing the service. Additionally, when service is provided through a centralized equal access provider, the customer must supply a copy of the order to that provider.

(A) For Feature Group A and B Switched Access Services, the customer must place an order with the Telephone Company in whose territory the first point of switching is located, (i.e., FGA - dial tone office, FGB - access tandem or end office). The Telephone Company will designate the first point(s) of switching for FGB Services where the Telephone Company elects to provide equal access through a centralized equal access arrangement. Those Telephone Company offices providing equal access through centralized arrangements are identified in NATIONAL EXCHANGE CARRIER ASSOCIATION, INC. TARIFF F.C.C. NO. 4.

(B) For Feature Group C and D Switched Access Services, the customer must place an order with the Telephone Company in whose territory the end office is located. Customers may, at their option, order FGD to the access tandem. When ordered to the access tandem, and the access tandem and the end office are not in the same Telephone Company operating territory, the customer must also supply a copy of the order to each additional Telephone Company subtending the access tandem. (C)  
(C)

**ACCESS SERVICE**5. Access Ordering (Cont'd)5.3 Access Orders For Services Provided By More Than One Telephone Company (Cont'd)5.3.2 Meet Point Billing Ordering (Cont'd)

- (C) Customers ordering Special Access Service to be interconnected with Switched Access Services at Telephone Company designated WATS Serving Offices for the provision of WATS or WATS-type Services must place an order with each Telephone Company in whose territory the end office and the WATS Serving Office are located, if they are not collocated.
- (D) Except for Special Access Service as set forth in (C) above or as set forth in (E) below, the customer may place the order for a Special Access Service with either Exchange Telephone Company.
- (E) For Special Access Service involving a hub(s) the customer must place the order with the Telephone Company(s) in whose territory the hub(s) is located.
- (F) For initiation, additions, changes or deletions to the Interim NXX Translation code(s), the customer must place an order with the Telephone Company who provides the Interim NXX Translation. The customer must also provide a copy of the order to the Telephone Companies subtending the Interim NXX Translation office.

**ACCESS SERVICE**5. Access Ordering (Cont'd)5.4 Charges Associated with Access Ordering5.4.1 Access Order Charge

The Access Order Charge is applied to all customer requests for new Special Access, Public Packet Data Network, Switched Access, Directory Assistance, and Asymmetric Digital Subscriber Line Access Services. In addition, the Access Order Charge is applicable to customer requests for additions, changes or rearrangements to existing Special Access, Public Packet Data Network, Switched Access, Directory Assistance, and Asymmetric Digital Subscriber Line Access Services with the following exceptions:

The Access Order Charge does not apply:

- When a Service Date Change Charge is applicable;
- When a Design Change Charge is applicable;
- To administrative changes as set forth in 6.4.1(B)(3), 7.2.2(C)(3), 8.1.5(D), 16.1.2(B)(2)(b), 16.7.4(B)(2)(b), and 16.9.4(B)(2)(b) following; (C)
- When a change to a pending order does not result in the cancellation of the pending order and the issuance of a new order;
- When the Interim NXX Translation charge is applicable;
- When a Miscellaneous Service Order Charge is applicable;
- When a PIC Change Charge is applicable;
- When Payphone Service Providers (PSPs) obtain Coin Supervision Additive Service in conjunction with local exchange service lines for the provision of pay telephone service.
- To Local Number Portability (LNP) Services as set forth in Section 13.14 following.

Transmittal No. 184

**ACCESS SERVICE**5. Access Ordering (Cont'd)5.4 Charges Associated with Access Ordering (Cont'd)5.4.1 Access Order Charge (Cont'd)

The Access Order Charge does not apply (Cont'd)

(N)

- When a Telephone Company initiated network reconfiguration requires a customer's existing access service to be reconfigured;
- When a service with an ICB rate is converted to a similar service with a non-ICB tariff rate prior to the expiration of the ICB; or
- When a Billing Name and Address Order charge is applicable.
- When a 900 Blocking Service charge is applicable.
- When a customer with a Special Access DS3 Capacity Discount converts to Special Access Synchronous Optical Channel Service.
- To the ADSL Access Service Voice-Data option as set forth in Section 8.1, following.
- When an ADSL Access Service Line customer provides 30 days notice to the Telephone Company to convert simultaneously from one ADSL Access Service Line option to the other ADSL Access Service Line option as set forth in Section 8.1.5 (E), following.
- When a DSL Network Reconfiguration Charge is applicable.
- To Government Emergency Telecommunications Service (GETS) as set forth in Section 10.5.1(C), following.
- When an ATM-CRS MM-VCC Design Change Charge is applicable.
- When an ETS Design Change Charge is applicable.
- When a High Capacity Optional Rate Plan customer makes changes to its existing High Capacity Optional Rate Plan as specified in Section 7.2.8(A), following, for High Capacity Service Optional Rate Plan Replacements.
- When a SOCS Optional Rate Plan customer makes changes to its existing High Capacity Optional Rate Plan as specified in Section 7.2.9(A), following, for SOCS Optional Rate Plan Replacements.
- When an ETS customer establishes a new ETS Term Discount Plan or makes changes to an existing ETS Term Discount Plan.
- When an ETS Term Discount Plan customer establishes a new or discontinues an existing ETS Volume Discount Plan.
- When an ETS Term Discount Plan customer establishes a new or discontinues an existing ETS Fixed Rate Option.

(N)

(N)

Transmittal No. 161

Issued: December 16, 2011

Effective: January 1, 2012

President  
7852 Walker Drive, Greenbelt, Maryland 20770

**ACCESS SERVICE**5. Access Ordering (Cont'd)5.4 Charges Associated with Access Ordering (Cont'd)5.4.1 Access Order Charge (Cont'd)

The Access Order Charge does not apply (Cont'd)

- When an ETS Term Discount Plan customer transfers in-service ETS Term Discount Plan Committed Ports to individual ETS Port Term Discount Plan term commitments.
- When an ETS customer establishes a new ETS Port Term Discount Plan or makes any changes to an existing ETS Port Term Discount Plan.
- When an ETS Port Term Discount Plan customer establishes a new or discontinues an existing ETS Port Term Discount Plan Volume Discount Plan.
- When an ETS Port Term Discount Plan customer establishes a new or discontinues an existing ETS Fixed Rate Option.
- When the ETS Port Protection optional feature is ordered in conjunction with the ordering of the Primary ETS Basic Port as set forth in Section 16.4.4(A)(6)(e), following.
- When a customer requests a change of trunks from tandem-switched transport to direct-trunked transport or from direct-trunked transport to tandem-switched transport or requests to rearrange switched access service between lower capacity and higher capacity facilities (e.g. voice grade to/from DS1 or DS1 to/from DS3), providing:
  - the change is ordered no later than July 1, 1994 , and
  - the change is completed no later than October 1 , 1994, and
  - the orders to disconnect existing trunks and to connect the new trunks are placed at the same time, and
  - the number of installed trunks does not exceed the number of trunks disconnected. If the number of installed trunks exceeds the number of trunks disconnected, the Access Order Charge will apply unless the customer provides justification based upon standard engineering methods to show that the additional capacity is required to maintain the same level of service .

(N)

(N)

Certain material formerly found on this page now appears on Original Page 5-18.1.2.

Transmittal No. 215

**ACCESS SERVICE**5. Access Ordering (Cont'd)5.4 Charges Associated with Access Ordering (Cont'd)5.4.1 Access Order Charge (Cont'd)

The Access Order Charge does not apply (Cont'd)

- When a customer requests a change of trunks from tandem-switched transport to direct-trunked transport or orders the disconnection of overprovisioned trunks, providing:
  - the change is ordered anytime between June 17, 1997 and December 31, 1998 and
  - the change is completed no later than March 31, 1999 and
  - the orders to disconnect existing trunks and to connect the new trunks are placed at the same time.

The Access Order Charge will be applied on a per order basis to each order received by the Telephone Company or copy of an order received by the Telephone Company pursuant to 5.3.1 preceding and 5.3.2 preceding, except by the Telephone Company applying the Interim NXX Translation charge, and is in addition to other applicable charges as set forth in this and other sections of this tariff.

The Access Order Charge will be applied on a per order basis for any change, rearrangement or addition to the delivery of signaling to an existing STP Port.

(M)

(M)

Certain material currently found on this page previously appeared on 1st Revised Page 5-18.1.1.

Transmittal No. 215



**ACCESS SERVICE**5. Access Ordering (Cont'd)5.4 Charges Associated with Access Ordering (Cont'd)5.4.2 Miscellaneous Service Order Charge

A Miscellaneous Service Order Charge, as set forth in 17.4.1 following, applies to any service, or combination of services, ordered simultaneously from Section 13. of the tariff for which a service order is not already pending (with the exception of Presubscription (13.4), Billing Name and Address Service (13.9), 900 Blocking Service (13.8), and Flex ANI (13.14), which does not have the charge applied). The Miscellaneous Service Order Charge is an administrative charge designed to compensate for the expenses associated with service order issuance.

(C)

The charge always applies to the following services since a pending service order would not exist:

- Overtime Repair (13.2.2);
- Standby Repair (13.2.3);
- Testing and Maintenance with Other Telephone Companies other than when in conjunction with Acceptance Testing (13.2.4);
- Other Labor (13.2.5); and
- Maintenance of Service (13.3.2).
- Originating Line Screening (OLS) Service (13.10).

The Miscellaneous Service Order Charge will also apply to the following services if they are ordered subsequent to the initial installation of the associated access service, thereby necessitating the issuance of another service order:

- Telecommunications Service Priority (13.3.3);
- Controller Arrangement (13.3.4(A)); and
- International Blocking Service (13.8).

Transmittal No. 159

**ACCESS SERVICE**5. Access Ordering (Cont'd)5.4 Charges Associated with Access Ordering (Cont'd)5.4.2 Miscellaneous Service Order Charge (Cont'd)

The charge does not apply to the following services since there would exist a pending service order:

- Additional Engineering (13.1);
- Overtime Installation (13.2.1);
- Standby Acceptance Testing (13.2.3);
- Testing and Maintenance with Other Telephone Companies when in conjunction with Acceptance Testing (13.2.4);
- Additional Cooperative Acceptance Testing (13.3.1(A)(1) and 13.3.1(B)(1)); and
- Coin supervision Additive Service (13.12).

5.4.3 Access Order Change Charges

Access Order changes involve service date changes and design changes. The customer may request a change of its Access Order prior to the service date. The Telephone Company will make every effort to accommodate a requested change when it is able to do so with the normal work force assigned to complete such an order within normal business hours. If the change cannot be made with the normal work force during normal business hours, the Telephone Company will notify the customer. If the customer still desires the Access Order change, the Telephone Company will schedule a new service date as set forth in 5.1.2 preceding. All charges for Access Order change as set forth in 17.4.1(B) and (C) will apply on a per occurrence basis.

Any increase in the number of ordered: (1) Special Access Service channels, (2) Switched Access Service lines, trunks, busy hour minutes of capacity, (3) Frame Relay Connections and/or PVCs, (4) CCS/SS7 Port Terminations, (5) ATM-CRS Ports, Virtual Paths or Virtual Circuit Channels, (6) ETS Ports, ETS Channel Terminations, ETS Ethernet Virtual Connections or ETS Extended Ethernet Virtual Connections, or (7) IPG Ports, IPG Transport Terminations, IPG Transport Mileage Facilities or IPG Transports Mileage Terminations will be treated as a new Access Order (for the increased amount only).

(C)  
—  
(C)

If order changes are necessary to satisfy the transmission performance for a Special Access Service ordered by a customer, these changes will be made without order change charges being incurred by the customer.

Transmittal No. 184

**ACCESS SERVICE**5. Access Ordering (Cont'd)5.4 Charges Associated with Access Ordering (Cont'd)5.4.3 Access Order Change Charges (Cont'd)(A) Service Date Change

The customer may request a change of service date on a pending Access Order prior to the service date. A change of service date is a change of the scheduled service date by the customer to either an earlier date or a later date which does not exceed 30 calendar days from the original service date.

If the Telephone Company determines that the customer's request can be accommodated without delaying the service dates for orders of other customers, the service date will be changed and the Service Date Change Charge, as set forth in 17.4.1(B) following, will be applied to the order.

If the service date is changed to an earlier date, and the Telephone Company determines additional labor or extraordinary costs are necessary to meet the earlier service date requested by the customer, the customer will be notified by the Telephone Company that Expedited Order Charges as set forth in 5.1.2 preceding apply. Such charges will apply in addition to the Service Date Change Charge.

If the requested service date exceeds 30 calendar days following the original service date, and the Telephone Company determines that the customer's request can be accommodated, the Telephone Company will cancel the original order and apply the Cancellation Charges as set forth in 5.5.3 following. A new Access Order with a new service date will be issued. The Service Date Change Charge will not apply, however, the Access Order Charge will apply to the new order.

If the service date is changed due to a design change as set forth in (B) following, the Service Date Change Charge will apply.

**ACCESS SERVICE**5. Access Ordering (Cont'd)5.4 Charges Associated with Access Ordering (Cont'd)5.4.3 Access Order Change Charges (Cont'd)(B) Design Change

The customer may request a design change to the service ordered prior to the requested service date. A design change is any change to an Access Order which requires engineering review. An engineering review is a review by Telephone Company personnel, of the service ordered and the requested changes to determine what changes in the design, if any, are necessary to meet the changes requested by the customer. Design changes include such things as the addition or deletion of optional features or functions or a change in the type of Transport Termination (Switched Access only), type of channel interface, type of Interface Group or technical specification package, or a change in the destination of PVC, speed of PVC or speed of the end user port. Design changes do not include a change of customer designated premises, first point of switching, Feature Group type or Special Access Service channel type. Changes of this nature will require the issuance of a new order and the cancellation of the original order with appropriate cancellation charges applied.

(C)  
(C)

The Telephone Company will review the requested change, notify the customer whether the change is a design change, if the change can be accommodated and if a new service date is required. If the customer authorizes the Telephone Company to proceed with the design change, a Design Change Charge as set forth in 17.4.1(C) following will apply in addition to the charge for Additional Engineering as set forth in 17.4.2 following. If a change of service date is required, the Service Date Change Charge as set forth in 17.4.1(B) following will also apply. The Access Order Charge as specified in 17.4.1 following does not apply.

**ACCESS SERVICE**5. Access Ordering (Cont'd)5.5 Minimum Periods and Cancellations5.5.1 Minimum Periods

The minimum period for part-time Video and Program Audio Special Access Services is one day even though the service will be provided only for the duration of the event specified on the order (e.g., 1/2 hour, 2 hours, 5 hours, etc.). The minimum period for Switched Access High Capacity DS3 Entrance Facilities and Direct Trunked Transport is as set forth in 6.1.3 following. The minimum period for Ethernet Switched Access Local Transport is as set forth in Section 6.1.3(A)(2) following. The minimum period for High Capacity DS1 and DS3 Special Access Services and the Frame Relay Access Service 1.544 Mbps Port is as set forth in 7.2.8 following. The minimum period for Asynchronous Transfer Mode Cell Relay Access Service is as set forth in Section 16.7.4(C), following. The minimum period for Ethernet Transport Service is as set forth in Section 16.4.5(C), following. The minimum period for Internet Protocol Gateway Access Service is as set forth in Section 16.9.4(C), following.

(C)  
|  
(C)

Switched Access usage rate services (i.e., End Office Common Line, Tandem Switched Transport, and Residual Interconnection Charge) have no minimum period. The minimum period for which all other Access Service is provided and for which charges are applicable, is one month.

5.5.2 Development of Minimum Period Charges

When Access Service is disconnected after commencement of service but prior to the expiration of the minimum period, charges are applicable for the balance of the minimum period. A disconnect constitutes facilities being returned to available inventory.

The Minimum Period Charge for monthly billed services will be determined as follows:

- (A) For Switched Access Service, the charge for a month or fraction thereof is equal to the applicable recurring charges plus any nonrecurring and/or Special Construction charge(s) that may be due; and
- (B) For Special Access Service, flat rated Switched Access Service and Public Packet Data Network Service the charge for a month or fraction thereof is the applicable monthly rates for the appropriate channel type plus any optional features, nonrecurring and/or special construction charge(s) that may apply.

Transmittal No. 197

**ACCESS SERVICE**5. Access Ordering (Cont'd)5.5 Minimum Period and Cancellations (Cont'd)5.5.2 Development of Minimum Period Charges (Cont'd)

The Minimum Period Charge for part-time Video and Program Audio Services is the applicable daily rate for the appropriate channel type as set forth in 7.2.4 following.

5.5.3 Cancellation of an Access Order

(A) A customer may cancel an Access Order for the installation of service on any date prior to the service date. The cancellation date is the date the Telephone Company receives written or verbal notice from the customer that the order is to be cancelled. The verbal notice must be followed by written confirmation within 10 days. If a customer or a customer's end user is unable to accept Access Service within 30 calendar days after the original service date, the customer has the choice of the following options:

- The Access Order shall be cancelled and charges set forth in (B) following will apply; or
- Billing for the service will commence.

In such instances, the cancellation date or the billing date, depending on which option is selected by the customer, shall be the 31st day beyond the original service date of the Access Order.

**ACCESS SERVICE**5. Access Ordering (Cont'd)5.5 Minimum Period and Cancellations (Cont'd)5.5.3 Cancellation of an Access Order (Cont'd)

- (B) When a customer cancels an Access Order for the installation of service, a Cancellation Charge will apply as follows:
- (1) Installation of Switched Access, Special Access Service, or Public Packet Data Network Service facilities is considered to have started when the Telephone Company incurs any cost in connection therewith or in preparation thereof which would not otherwise have been incurred. (C)  
(C)
  - (2) Where the customer cancels an Access Order prior to the start of installation of access facilities, no charges shall apply.
  - (3) Where installation of access facilities has been started prior to the cancellation, the charges specified in (a) or (b) following, whichever is lower, shall apply.
    - (a) A charge equal to the costs incurred in such installation, less estimated net salvage. Such costs include the nonrecoverable cost of equipment and material ordered, provided or used, plus the nonrecoverable cost of installation and removal including the costs of engineering, labor, supervision, transportation, rights-of-way and other associated costs; or
    - (b) The minimum period charges for Switched Access, Special Access, or Public Packet Data Network Service ordered by the customer, as set forth in 5.5.2 preceding. (C)  
(C)
- (C) When a customer cancels an order for the discontinuance of service, no charges apply for the cancellation.

## ACCESS SERVICE

### 5. Access Ordering (Cont'd)

#### 5.5 Minimum Period and Cancellations (Cont'd)

##### 5.5.3 Cancellation of an Access Order (Cont'd)

- (D) If the Telephone Company misses a service date by more than 30 days and such delay is not requested or caused by the customer (excluding those circumstances where the date is missed due to acts of God, governmental requirements, work stoppages and civil commotions), the customer may cancel the Access Order without incurring cancellation charges.

##### 5.5.4 Partial Cancellation Charge

Any decrease in the number of ordered Special Access Service channels or Switched Access Service lines, trunks, busy hour minutes of capacity or Frame Relay Ports and/or PVCs or CCS/SS7 Port Terminations; Asynchronous Transfer Mode Cell Relay Access Service Ports, Virtual Paths or Virtual Circuit Channels, ETS Ports, ETS Channel Terminations, ETS Ethernet Virtual Connections, ETS Extended Ethernet Virtual Connections, or IPG Ports, IPG Transport Terminations, IPG Transport Mileage Facilities or IPG Transport Mileage Terminations will be treated as a partial cancellation and charges will be determined as set forth in 5.5.3(B) preceding.

(C)  
—  
(C)

Transmittal No. 184



**ACCESS SERVICE****6. Switched Access Service****6.1 General**

Switched Access Service, which is available to customers for their use in furnishing their services to end users, provides a two-point communications path between a customer designated premises and an end user's premises or when used in conjunction with Internet Protocol Gateway Access Service (IPG) as described in Section 16.9, following, between an IPG SWC and an end user's premises. It provides for the use of common terminating, switching, and trunking facilities and for the use of common subscriber plant of the Telephone Company. Except as specified in Section 6.8.1(M), following, for Feature Group D Switched Access Service used in conjunction with IPG, Switched Access Service provides for the ability to originate calls from an end user's premises to a customer designated premises, and to terminate calls from a customer designated premises to an end user's premises in the LATA where it is provided. Specific references to material describing the elements of Switched Access Service are provided in 6.1.3 and 6.5 through 6.9 following.

(C)  
—  
(C)

Rates and charges for Switched Access Service depend generally on the specific Feature Group ordered by the customer, e.g., for MTS or WATS services or MTS/WATS equivalent services, and whether it is provided in a Telephone Company end office that is equipped to provide equal or non-equal access. Rates and charges for Switched Access Service are set forth in 17.2 following. The application of rates for Switched Access Service is described in 6.4 following. Rates and charges for services other than Switched Access Service, e.g., a customer's interLATA toll message service, may also be applicable when Switched Access Service is used in conjunction with these other services. Descriptions of such applicability are provided in 6.4.5, 6.4.9, 6.5.1(H), 6.5.3, 6.6.1(G), 6.6.2(D), 6.7.1(F) and 6.8.1(E) following. Finally, a credit is applied against line side Switched Access Service charges as described in 6.4.8 following.

The following provision applies to the treatment of Toll VoIP-PSTN Traffic pursuant to the Federal Communications Commission's Part 51 Interconnection Rules and in compliance with the Federal Communications Commission's Report and Order and Further Notice of Proposed Rulemaking in CC Docket Nos. 96-45 and 01-92; GN Docket No. 09-51; WC Docket Nos. 03-109, 05-337, 07-135 and 10-90; and WT Docket No. 10-208, adopted October 27, 2011 and released November 18, 2011 (FCC 11-161). In the absence of an interconnection agreement between the Telephone Company and the customer specifying the treatment of Toll VoIP-PSTN Traffic, the Telephone Company will bill the customer the applicable switched access rates and charges specified in Section 17.2, following, on all jurisdictionally interstate voice traffic identified as Toll VoIP-PSTN Traffic.

Switched Access Service purchased from the provisions of this tariff may be commingled with unbundled network elements or unbundled network element combinations purchased pursuant to the Commission's Part 51 Interconnection Rules and in compliance with the Federal Communications Commission's Report and Order and Order on Remand and Further Notice of Proposed Rulemaking in CC Docket Nos. 01-338, 96-98 and 98-147, adopted February 20, 2003 and released August 21, 2003 (FCC 03-36).

Transmittal No. 184

**ACCESS SERVICE**6. Switched Access Service (Cont'd)6.1 General (Cont'd)6.1.1 Description and Provision of Switched Access Service Arrangements(A) Description

Switched Access Service is provided in four different Feature Group arrangements which are service categories of standard and optional features. These are differentiated by their technical characteristics, e.g., line side vs. trunk side connection at the Telephone Company first point of switching. They are also differentiated by optional feature availability and the manner in which the end user accesses them in originating calling, e.g., with or without access codes of various lengths and digits.

Except as provided in Section 6.8.1(M), following, the provision of each Feature Group requires Local Transport facilities including an Entrance Facility where required and the appropriate End Office functions. In addition, Special Access Service may, at the option of the customer, be connected with Feature Groups A, B, C, or D at Telephone Company designated WATS Serving Offices. In addition, IPG may, at the option of the customer, be connected with Feature Group D at Telephone Company designated IPG SWCs.

Where suitable facilities exist, the Ethernet Switched Access Local Transport (ESALT) option enables the customer to handoff IP formatted traffic to the Telephone Company at the designated end office, host office or tandem office location where the Telephone Company will convert the customer's traffic to TDM format for termination to local exchange service end users over the Telephone Company's local network. This option also enables the Telephone Company to convert traffic originated from its local exchange service end users from TDM format to IP format at the designated end office, host office or tandem office and handoff that IP formatted traffic to the customer designated premises.

There are three specific transmission specifications (i.e., Types A, B and C) that have been identified for the provision of Feature Groups. Except as specified below for ESALT, the technical specifications for the Entrance Facility and Direct Trunked Transport are the same as those set forth in Section 7 following for Voice Grade, High Capacity and Synchronous Optical Channel Services. The specifications provided are dependent on the Interface Group and the routing of the service, i.e., whether the service is routed directly to the end office or via an access tandem. The parameters for the transmission specifications are set forth in 15.1.2 following.

(N)

(N)

(C)

(C)

Transmittal No. 197

Issued: June 16, 2016

Effective: July 1, 2016

President  
7852 Walker Drive, Greenbelt, Maryland 20770

**ACCESS SERVICE**6. Switched Access Service (Cont'd)6.1 General (Cont'd)6.1.1 Description and Provision of Switched Access Service Arrangements(A) Description (Cont'd)

The technical specifications for the ESALT Entrance Facility and Direct Trunked Transport are as set forth in the Technical References listed below. The transmission quality of ESALT is not guaranteed and is offered to customers at a best effort level.

- IEEE Standard 802.3 – 2008;
- IETF RFC 3261 – June 2002;
- IETF RFC 3262 - June 2002;
- IETF RFC 3263 – June 2002;
- IETF RFC 3264 – June 2002;
- IETF RFC 3265 – June 2002;
- IETF RFC 3550 – July 2003;
- ITU-T G.711 – November 1988;
- ITU-T G.723.1 – May 2006;
- ITU-T G.729 – January 2007;
- ITU-T G.7041/Y.1303 – August 2005;
- ITU-T G.8040/Y.1340 – September 2005;
- ITU-T H.225.0 – May 2006;
- ITU-T H.245 – June 2008; and/or
- ITU-T H.323 – June 2006.

The specifications provided are dependent on the Interface Group and the routing of the service, i.e., whether the service is routed directly to the end office or via an access tandem. The parameters for the transmission specifications are set forth in Section 15.1.2, following.

(N)

(N)

Transmittal No. 197

**ACCESS SERVICE**6. Switched Access Service (Cont'd)6.1 General (Cont'd)6.1.1 Description and Provision of Switched Access Service Arrangements (Cont'd)(A) Description (Cont'd)

Feature Groups are arranged for either originating, terminating or two-way calling, based on the customer end office switching capacity ordered. Originating calling permits the delivery of calls from Telephone Exchange Service locations to the customer designated premises or when used in conjunction with IPG as described in Section 6.8.1(M), following, from Telephone Exchange Service locations to the IPG SWC. Terminating calling permits the delivery of calls from the customer designated premises to Telephone Exchange Service locations or when used in conjunction with IPG as described in Section 6.8.1(M), following, from the IPG Switch to Telephone Exchange Service. Two-way calling permits the delivery of calls in both directions, but not simultaneously. The Telephone Company will determine the type of calling to be provided unless the customer requests that a different type of directional calling is to be provided. In such cases, the Telephone Company will work cooperatively with the customer to determine the directionality.

There are various optional features associated with Local Transport, Common Switching and Transport Termination available with the Feature Groups. In addition, the Interim NXX Translation and Operator Transfer Service optional features are available with Feature Group C and Feature Group D.

Operator Transfer Services will be provided over FGC or FGD switched access service trunks from the operator service location to the customer's premises. Where required by technical limitations, a separate FGC or FGD trunk group will be established for Operator Transfer Service. The operator service location will provide trunk answer and disconnect supervisory signaling to the customer.

Detailed descriptions of each of the available Feature Groups are set forth in 6.5 through 6.9 following. Each Feature Group is described in terms of its specific physical characteristics and calling capabilities, the optional features available for use with it and the standard testing capabilities.

The Common Switching and Transport Termination optional features, which are described in 6.9 following, unless specifically stated otherwise, are available at all Telephone Company end office switches.

Transmittal No. 184

**ACCESS SERVICE**6. Switched Access Service (Cont'd)6.1 General (Cont'd)6.1.1 Description and Provision of Switched Access Service Arrangements (Cont'd)(B) Manner of Provision

Switched Access is furnished in either quantities of lines or trunks, or in busy hour minutes of capacity (BHMCs). FGA Access and FGB Access are furnished on a per-line or per-trunk basis respectively. FGC Access and FGD Access are furnished on a BHMC basis and on a per trunk basis as set forth in 5.2 preceding. ESALT may only be used in conjunction with FGD Access.

(C)  
(C)

BHMCs are differentiated by type and directionality of traffic carried over a Switched Access Service arrangement. Differentiation of traffic among BHMC types is necessary for the Telephone Company to properly design Switched Access Service to meet the traffic carrying capacity requirement of the customer.

There are three major BHMC categories identified as: Originating, Terminating and Directory Assistance. Originating BHMCs represent access capacity within a LATA for carrying traffic from the end user to the customer or when used in conjunction with Internet Protocol Gateway Access Service, Originating BHMCs represent capacity within the operating territory of the Telephone Company for carrying traffic between the end user and an IPG SWC; Terminating BHMCs represent access capacity within a LATA for carrying traffic from the customer to the end user; or when used in conjunction with Internet Protocol Gateway Access Service, Terminating BHMCs represent capacity within the operating territory of the Telephone Company for carrying traffic between the end user and an IPG SWC; and, Directory Assistance BHMCs represent access capacity within a LATA for carrying Directory Assistance traffic from the customer to a Directory Assistance location. When ordering capacity for FGC Access or FGD Access in BHMCs, the customer must at a minimum specify such access capacity in terms of Originating BHMCs and/or Terminating BHMCs.

Transmittal No. 197

**ACCESS SERVICE**6. Switched Access Service (Cont'd)6.1 General (Cont'd)6.1.1 Description and Provision of Switched Access Service Arrangements (Cont'd)(B) Manner of Provision (Cont'd)

Because some customers will wish to further segregate their originating traffic into separate trunk groups, or because segregation may be required by network considerations originating BHCs are further categorized into Domestic, 700, 800, 900, Operator, IDDD and Operator Transfer Services. Domestic BHCs represent access capacity for carrying only domestic traffic other than 700, 800, 900, Operator and Operator Transfer Services traffic; IDDD BHCs represent access capacity for carrying only international traffic; and, 700, 800, 900, Operator and Operator Transfer Services BHCs represent access capacity for carrying, respectively, only 700, 800, 900, Operator or Operator Transfer Services traffic. When ordering such types of access capacity, the customer must specify Domestic, 700, 800, 900, Operator, IDDD or Operator Transfer Services BHCs.

6.1.2 Ordering Options and Conditions

Switched Access Service is ordered under the Access Order provisions set forth in 5.2 preceding. Also, included in that section are regulations concerning miscellaneous service order charges which may be associated with Switched Access Service ordering (e.g., Service Date Changes, Cancellations, etc.).

6.1.3 Rate Categories

There are four rate categories which apply to Switched Access Service:

- Local Transport (described in 6.1.3(A) following)
- End Office (described in 6.1.3(B) following)
- Chargeable Optional Features (described in 6.1.3(C) following)
- Common Line (described in Section 3 preceding)

## ACCESS SERVICE

### 6. Switched Access Service (Cont'd)

#### 6.1 General (Cont'd)

##### 6.1.3 Rate Categories (Cont'd)

The following diagram depicts a generic view of the components of Switched Access Service and the manner in which the components are combined to provide a complete Access Service.

**ACCESS SERVICE**6. Switched Access Service (Cont'd)6.1 General (Cont'd)6.1.3 Rate Categories (Cont'd)(A) Local Transport

The Local Transport rate category establishes the charges related to the transmission and tandem switching facilities between the customer designated premises and the end office switch(es), which may be a Remote Switching Module(s) or WATs Serving Office, where the customer's traffic is switched to originate or terminate the customer's communications. When used in conjunction with IPG as specified in Section 16.9, following, the Local Transport rate category establishes the charges related to the transmission and tandem switching facilities between the IPG SWC and the end office switch(es) to terminate the customer's communications. Mileage measurement rules are set forth in Section 6.4.6, following and in this section.

Local Transport is a two-way voice frequency transmission path composed of facilities determined by the Telephone Company. The two-way voice frequency transmission path permits the transport of calls in the originating direction (from the end user end office switch to the customer designated premises) and in the terminating direction (from the customer designated premises to the end office switch), but not simultaneously. The voice frequency transmission path may be comprised of any form or configuration of plant capable of and typically used in the telecommunications industry for the transmission of voice and associated telephone signals within the frequency bandwidth of approximately 300 to 3000 Hz. The customer must specify the choice of facilities (i.e., Voice Grade 2 or 4 wire or High Capacity DS1 or DS3, Synchronous Optical Channel OC3 or OC12 or ESALT 2 Mbps, 10 Mbps, or 50 Mbps) to be used in the provision of the Direct Trunked Transport or Entrance Facility. High Capacity DS1 or DS3, Synchronous Optical Channel and ESALT facilities are only available at wire centers identified in NATIONAL EXCHANGE CARRIER ASSOCIATION, INC. TARIFF F.C.C. NO. 4, WIRE CENTER INFORMATION.

(C)  
—  
(C)

Except when ordering ESALT or Local Transport associated with IPG, the customer must specify when ordering (1) whether the service is to be directly routed to an end office switch or through an access tandem switch, and (2) the type of Direct Trunked Transport and whether it will overflow to Tandem Switched Transport when service is directly routed to an end office, (3) the type of Entrance Facility, (4) the directionality of the service, and (5) when multiplexing is required, the hub(s) at which the multiplexing will be provided. When ordering ESALT, the customer must specify: (1) the ESALT-equipped SWC and (2) the end office switch(es) to which the customer wants to terminate interexchange voice traffic originated on its IP based network and/or receive interexchange voice traffic originated on the Telephone Company's network. When ordering Local Transport associated with IPG, the customer must specify when ordering (1) the IPG switch and (2) the end office switch(es) to which the IPG customer wants to terminate interexchange voice traffic originated on its IP based network and/or receive interexchange voice traffic originated on the Telephone Company's network.

(C)  
  
(N)  
—  
(N)

Transmittal No. 197

Issued: June 16, 2016

Effective: July 1, 2016

President  
7852 Walker Drive, Greenbelt, Maryland 20770



**ACCESS SERVICE**6. Switched Access Service (Cont'd)6.1 General (Cont'd)6.1.3 Rate Categories (Cont'd)(A) Local Transport (Cont'd)

When service is to be routed through an access tandem switch, the facility between the serving wire center and the tandem will be provided as Direct Trunked Transport.

(C)  
|  
(C)

When the customer has both Tandem Switched Transport and Direct Trunked Transport at the same end office that is not collocated with a tandem, the customer will be provided Alternate Traffic Routing as set forth in 6.4.6 following.

(C)

Direct Trunked Transport is available at all tandems and at all end offices except those end offices identified in NATIONAL EXCHANGE CARRIER ASSOCIATION, INC. TARIFF F.C.C. NO. 4, as not having the capability to provide Direct Trunked Transport. Direct Trunked Transport is not available: (1) from end offices that provide equal access through a centralized equal access arrangement, (2) from end offices that lack recording or measurement capability.

Normally, Direct Trunked Transport of originating 800 series type calls from an end office is available only from Service Switching Point (SSP) equipped end offices. However, certain non-SSP equipped end offices can accommodate direct trunking of originating 800 series type calls. These end offices are also identified in NATIONAL EXCHANGE CARRIER ASSOCIATION, INC., TARIFF F.C.C. No. 4.

(x)  
  
(x)  
(x)

Unless otherwise ordered by the F.C.C., where the Telephone Company elects to provide equal access through a centralized equal access arrangement, the Telephone Company will designate the serving wire center. The designated SWC will normally be that wire center which provides dial tone to the telephone company centralized Equal Access tandem office identified in NATIONAL EXCHANGE CARRIER ASSOCIATION, INC. TARIFF F.C.C. NO. 4.

(x) Issued pursuant to Special Permission No. 96-212 of the Federal Communications Commission.

## ACCESS SERVICE

6. Switched Access Service (Cont'd)

6.1 General (Cont'd)

6.1.3 Rate Categories (Cont'd)

(A) Local Transport (Cont'd)

When service is provided in cooperation with a non telephone company provider of centralized Equal Access, the SWC will be that wire center which would normally provide dial tone to the telephone company point of interconnection with the non telephone company provider of centralized Equal Access specified in the tariff of the centralized Equal Access provider. Those Telephone Company offices providing equal access through centralized arrangements are identified in NATIONAL EXCHANGE CARRIER ASSOCIATION, INC. TARIFF F.C.C. NO. 4.

(D)

(D)

**ACCESS SERVICE**6. Switched Access Service (Cont'd)6.1 General (Cont'd)6.1.3 Rate Categories (Cont'd)(A) Local Transport (Cont'd)

Local Transport is provided at the rates and charges set forth in 17.2.2 following. The application of these rates with respect to individual Feature Groups is as set forth in 6.4.1(C) following.

When more than one Telephone Company is involved in providing the Switched Access Service, the Local Transport rates are applied as set forth in 2.4.7 preceding.

The Local Transport Rate Category includes the following classes of rate elements: (1) Entrance Facility, (2) Direct Trunked Transport, (3) Tandem Switched Transport, (4) Multiplexing, (5) Add/Drop Multiplexing, (6) Customer Node, (7) Interface Groups, (8) Nonchargeable Optional Features, and (9) Chargeable Optional Features.

(T)

(C)

(C)

(C)

(1) Entrance Facility

The Entrance Facility recovers a portion of the costs associated with a communications path between a customer designated premises and the serving wire center of that premises. Included as part of the Entrance Facility is a standard channel interface arrangement which defines the technical characteristics associated with the type of facilities to which the access service is to be connected at the customer designated premises and the type of signaling capability, if any.

Eight types of Entrance Facility are available: (1) Voice Grade 2 or 4 wire (an analog channel with an approximate bandwidth of 300 to 3000 Hz), (2) High Capacity DS1 (an isochronous serial digital channel with a rate of 1.544 Mbps) (3) High Capacity DS3 (and isochronous serial digital channel with a rate of 44.736 Mbps), (4) Synchronous Optical Channel OC3-a synchronous optical channel with a rate of 155.52 Mbps, (5) Synchronous Optical Channel OC12-a synchronous optical channel with a rate of 622.08 Mbps, (6) ESALT 2 Mbps (an Ethernet packet based channel with a rate of 2 Mbps), (7) ESALT 10 Mbps (an Ethernet packet based channel with a rate of 10 Mbps and (8) ESALT 50 Mbps (an Ethernet packet based channel with a rate of 50 Mbps). The minimum period for which a High Capacity DS3, Synchronous Optical Channel or Ethernet Switched Access Local Transport Entrance Facility is provided is twelve months.

(C)

(C)

(C)

Transmittal No. 197

**ACCESS SERVICE**6. Switched Access Service (Cont'd)6.1 General (Cont'd)6.1.3 Rate Categories (Cont'd)(A) Local Transport (Cont'd)(1) Entrance Facility (Cont'd)

One charge applies for each Entrance Facility that is terminated at a customer designated premises. This charge specified in Section 17.2.2 following will apply even if the customer designated premises and the serving wire center are collocated in a Telephone Company building.

A customer's Local Transport may be connected to the Entrance Facility of another customer, providing the other customer submits a letter of authorization for this connection and assumes full responsibility for the cost of the Entrance Facility.

(2) Direct Trunked Transport

The Direct Trunked Transport rate elements recover a portion of the cost associated with a communications path or circuits dedicated to the use of a single customer between:

- the serving wire center and an end office,
- the serving wire center and a tandem,
- the serving wire center and a hub,
- a hub and an end office,
- the serving wire center and an ADM equipped wire center where add/drop multiplexing functions are performed,
- an ADM equipped wire center and an end office.

Except as specified above for High Capacity DS3, Synchronous Optical Channel and Ethernet Switched Access Local Transport, Direct Trunked Transport is available to all tandems and to all end offices except those end offices identified in NATIONAL EXCHANGE CARRIER ASSOCIATION, INC. TARIFF F.C.C. NO. 4, WIRE CENTER INFORMATION as not having the capability to provide Direct Trunked Transport.

Direct Trunked Transport is not available: (1) from end offices that provide equal access through a centralized equal access arrangement, (2) from end offices that lack recording or measurement capability.

Normally, Direct Trunked Transport of originating 800 series type calls from an end office is available only from Service Switching Point (SSP) equipped end offices. However, certain non-SSP equipped end offices can accommodate direct trunking of originating 800 series type calls. These end offices are also identified in NATIONAL EXCHANGE CARRIER ASSOCIATION, INC., TARIFF F.C.C. No. 4.

Transmittal No. 197

**ACCESS SERVICE**6. Switched Access Service (Cont'd)6.1 General (Cont'd)6.1.3 Rate Categories (Cont'd)(A) Local Transport (Cont'd)(2) Direct Trunked Transport (Cont'd)

Eight types of Direct Trunked Transport are available: (1) Voice Grade (an analog channel with an approximate bandwidth of 300 to 3000 Hz), (2) High Capacity DS1 (an isochronous serial digital channel with a rate of 1.544 Mbps), and (3) High Capacity DS3 (an isochronous serial digital channel with a rate of 44.736 Mbps), (4) Synchronous Optical Channel OC3-a synchronous optical channel with a rate of 155.52 Mbps, (5) Synchronous Optical Channel OC12-a synchronous optical channel with a rate of 622.08 Mbps, (6) ESALT 2 Mbps (an Ethernet packet based channel with a rate of 2 Mbps), (7) ESALT 10 Mbps (an Ethernet packet based channel with a rate of 10 Mbps) and (8) ESALT 50 Mbps (an Ethernet packet based channel with a rate of 50 Mbps). The minimum period for which a High Capacity DS3 or Ethernet Switched Access Local Transport Direct Trunked Transport is provided is twelve months.

High Capacity DS3 Direct Trunked Transport can not be terminated at end offices that are not identified as hub offices that provide DS3 to DS1 multiplexing. Synchronous Optical Channel Service OC3 or OC12 Direct Trunked Transport can not be terminated at end offices that are not identified as ADM equipped wire centers that provide OC3 to DS1 or OC12 to OC3 Add/Drop Multiplexing. ESALT 2 Mbps, 10 Mbps or 50 Mbps Direct Trunked Transport can not be terminated at end offices, host offices or tandem offices that are not identified as ESALT-equipped wire centers in NATIONAL EXCHANGE CARRIER ASSOCIATION, INC. TARIFF F.C.C. NO. 4, WIRE CENTER INFORMATION. Additionally, DS1 Direct Trunked Transport can not be terminated at end offices that are not identified as hub offices that provide DS1 to Voice Grade multiplexing or are not electronic end offices. Offices that provide multiplexing and add/drop multiplexing functions are identified in NATIONAL EXCHANGE CARRIER ASSOCIATION, INC. TARIFF F.C.C. NO. 4, WIRE CENTER INFORMATION.

Except as specified below for ESALT, Direct Trunked Transport rates consist of a Direct Trunked Facility rate specified in Section 17.2.2 following which is applied on a per mile basis and a Direct Trunked Termination rate which is applied at each end of each measured segment of the Direct Trunked Facility (e.g., at the end office, hub, tandem, and serving wire center).

Certain material previously found on this page now appears on Original Page 6-10.1.3.

Transmittal No. 197

**ACCESS SERVICE**6. Switched Access Service (Cont'd)6.1 General (Cont'd)6.1.3 Rate Categories (Cont'd)(A) Local Transport (Cont'd)(2) Direct Trunked Transport (Cont'd)

Direct Trunked Transport rates for ESALT consist of: 1) an ESALT Direct Trunked Facility (DTF) rate specified in Section 17.2, following, which is applied on a per facility basis based on the capacity ordered by the customer (i.e., 2 Mbps, 10 Mbps or 50 Mbps) and on whether the ESALT DTF is provided entirely within the Telephone Company's operating territory or jointly provided with another telephone company to a serving wire center located outside of the Telephone Company's operating territory and 2) an ESALT Direct Trunked Termination (DTT) rate specified in Section 17.2, following, which is applied at each end of the ESALT DTF (i.e., at the serving wire center serving the customer's designated premises and either the end office, host office, or tandem office) at the same capacity as the capacity of the associated ESALT Direct Trunked Facility segment.

The type of ESALT Direct Trunked Facility required will depend upon the configuration of the customer's service as follows:

- ESALT DTF-E1 is required when the ESALT SWC and SWC serving the customer designated premises are located within the Telephone Company's operating territory.
- ESALT DTF-E2 is required when the customer designated premises is located outside of the Telephone Company's operating territory in an adjacent operating territory and the ESALT is jointly provided with another telephone company.

(N)

(N)

Transmittal No. 197

Issued: June 16, 2016

Effective: July 1, 2016

President  
7852 Walker Drive, Greenbelt, Maryland 20770

**ACCESS SERVICE**6. Switched Access Service (Cont'd)6.1 General (Cont'd)6.1.3 Rate Categories (Cont'd)(A) Local Transport (Cont'd)(2) Direct Trunked Transport (Cont'd)

- ESALT DTF-E3 is required when the customer designated premises is located outside of the Telephone Company's operating territory in a non-adjacent operating territory where the airline distance between the ESALT SWC and SWC serving the customer designated premises is 50 airline miles or less and the ESALT is jointly provided with another telephone company.
- ESALT DTF-E4 is required when the customer designated premises is located outside of the Telephone Company's operating territory in a non-adjacent operating territory where the airline distance between the ESALT SWC and SWC serving the customer designated premises is between 51 and 75 airline miles and the ESALT is jointly provided with another telephone company. When the customer designated premises is located in a non-adjacent operating territory, ESALT is not available when the airline distance between the SWC serving the customer designated premises and the ESALT SWC is greater than 75 airline miles.

(N)

(N)

Transmittal No. 197

**ACCESS SERVICE**

6. Switched Access Service (Cont'd)

6.1 General (Cont'd)

6.1.3 Rate Categories (Cont'd)

(A) Local Transport (Cont'd)

(2) Direct Trunked Transport (Cont'd)

When the Direct Trunked Facility mileage is zero, neither the Direct Trunked Facility rate nor the Direct Trunked Termination rate will apply.

The minimum period for which High Capacity DS3, Synchronous Optical Channel or Ethernet Switched Access Local Transport Direct Trunked Transport is provided is twelve months.

(M)

(M)

(N)

(N)

Certain material on this page formerly appeared on 1st Revised Page 6-10.1

Transmittal No. 197

Issued: June 16, 2016

Effective: July 1, 2016

President  
7852 Walker Drive, Greenbelt, Maryland 20770



**ACCESS SERVICE**6. Switched Access Service (Cont'd)6.1 General (Cont'd)6.1.3 Rate Categories (Cont'd)(A) Local Transport (Cont'd)(2) Direct Trunked Transport (Cont'd)

The Direct Trunked Facility rate recovers a portion of the costs of transmission facilities, including intermediate transmission network equipment, between the end points of the interoffice circuits. (C)

The Direct Trunked Termination rate specified in Section 17.2.2 following recovers a portion of the costs of the network equipment that is necessary for the termination of each end of the Direct Trunked Facility. (C)

(3) Tandem Switched Transport

The Tandem Switched Transport rate elements recover tandem switching costs and a portion of the costs associated with the communications path between a tandem and an end office on circuits that are switched at a tandem switch, or between a host and a remote switch.

Tandem Switched Transport rates consist of a Tandem Switching rate, a Tandem Switched Facility rate, and a Tandem Switched Termination rate. The Tandem Switching rate is applicable at the Tandem, when a customer orders Direct Trunk Transport to the tandem and Tandem Switched Transport from the tandem to the end office.

In those instances where an SSP equipped end office is capable of handling 800 SAC Traffic on a direct trunked basis but incapable of handling 888 SAC traffic on a direct trunked basis, a full credit will be provided for Tandem Switched Transport Charges associated with FGC and FGD service for 888 SAC traffic delivered at the tandem.

This results in all 800 series traffic being rated as direct trunked transport regardless of whether the SSP equipped end office is capable of handling 888 SAC traffic on a direct trunked basis. Those SSP equipped end offices that cannot accommodate direct trunking of originating 888 SAC traffic are identified in NATIONAL EXCHANGE CARRIER ASSOCIATION, INC. TARIFF F.C.C. NO. 4, WIRE CENTER INFORMATION.

Transmittal No. 197

**ACCESS SERVICE**6. Switched Access Service (Cont'd)6.1 General (Cont'd)6.1.3 Rate Categories (Cont'd)(A) Local Transport (Cont'd)(3) Tandem Switched Transport (Cont'd)

- (a) The Tandem Switching rate recovers a portion of the costs of switching traffic through an access tandem. The Tandem Switching rate specified in 17.2.2 following is applied on a per access minute per tandem basis for all originating and all terminating minutes of use switched at the tandem. Tandem locations are identified in NATIONAL EXCHANGE CARRIER ASSOCIATION, INC. TARIFF F.C.C. No. 4, WIRE CENTER INFORMATION.
- (b) The Tandem Switched Facility rate recovers a portion of the costs of the transmission facilities, including intermediate transmission circuit equipment, between the end points of the interoffice circuits. The Tandem Switched Facility rate specified in Section 17.2.2 following is applied on a per access minute per mile basis for all originating and terminating minutes of use routed over the facility.
- (c) The Tandem Switched Termination rate recovers a portion of the costs of the circuit equipment that is necessary for the termination of each end of the Tandem Switched Facility. The Tandem Switched Termination rate specified in Section 17.2.2 following is applied on a per access minute basis (for all originating and terminating minutes of use routed over the facility) at each end of each measured segment of Tandem Switched Facility (e.g., at the end office, Feature Group A dial tone office, host office, tandem, and serving wire center). When the Tandem switched Facility mileage is zero, neither the Tandem Switched Facility rate nor the Tandem Switched Termination rate will apply.

(M)

(M)

**ACCESS SERVICE**

6. Switched Access Service (Cont'd)

6.1 General (Cont'd)

6.1.3 Rate Categories (Cont'd)

(A) Local Transport (Cont'd)

(D)

(D)

**ACCESS SERVICE**

6. Switched Access Service (Cont'd)

6.1 General (Cont'd)

6.1.3 Rate Categories (Cont'd )

(A) Local Transport (Cont'd)

(D)  
|  
(D)

**ACCESS SERVICE**6. Switched Access Service (Cont'd )6.1 General (Cont'd)6.1.3 Rate Categories (Cont'd)(A) Local Transport (Cont'd)(4) Multiplexing

(T)

DS3 to DS1 Multiplexing charges specified in Section 17.2.2 following apply when a High Capacity DS3 Entrance Facility or High Capacity DS3 Direct Trunked Facility is connected with High Capacity DS1 Direct Trunked Transport. The DS3 to DS1 multiplexer will convert a 44.736 Mbps channel to 28 DS1 channels using digital time division multiplexing. DS1 to Voice Grade Multiplexing charges apply when a High Capacity DS1 Entrance Facility or High Capacity DS1 Direct Trunked Facility is connected with Voice Grade Direct Trunked Transport. However, a DS1 to Voice Grade Multiplexing charge does not apply when a High Capacity DS1 Entrance Facility or High Capacity DS1 Direct Trunked Transport is terminated at an electronic end office and only Switched Access Service is provided over the DS1 facility (*i.e.*, Voice Grade Special Access channels are not derived). The DS1 to Voice Grade multiplexer will convert a 1.544 Mbps channel to 24 Voice Grade channels.

Multiplexing is only available at wire centers identified in NATIONAL EXCHANGE CARRIER ASSOCIATION, INC. TARIFF F.C.C NO. 4, WIRE CENTER INFORMATION.

Transmittal No. 197

**ACCESS SERVICE**6. Switched Access Service (Cont'd )6.1 General (Cont'd)6.1.3 Rate Categories (Cont'd)(A) Local Transport (Cont'd)(5) Add/Drop Multiplexing

Add/Drop Multiplexing provides a type of multiplexing function in connection with Synchronous Optical Channel Service that allows lower level signals to be added or dropped from a high speed optical carrier channel within a Telephone Company wire center.

The Add/Drop Multiplexing Central Office Port charge specified in Section 17.2.2, following, applies to the interface provided at a Telephone Company wire center for the purpose of adding or dropping lower capacity services from Synchronous Optical Channel Entrance Facilities or Direct Trunked Transport. Central Office Ports are available at the following speeds:

<u>Central Office Port</u>	<u>Speed</u>
OC3	155.52 Mbps
DS3	44.736 Mbps
DS1	1.544 Mbps

OC12 service may only be multiplexed to OC3 channels.

When an OC3 channel is derived from an OC12 service and is further multiplexed to obtain DS3 service, a DS3 port charge will apply in addition to the OC3 port charge.

When a DS3 channel is derived from an OC3 service and is further multiplexed to obtain DS1 service, a DS3 to DS1 Multiplexing charge will apply in addition to the DS3 port charge.

When a DS1 channel is directly derived from an OC3 service, a DS1 port charge will apply.

When a DS1 channel is further multiplexed to a lower level signal, a DS1 to Voice Grade Multiplexing charge will also apply.

Add/Drop Multiplexing is only available at wire centers identified in NATIONAL EXCHANGE CARRIER ASSOCIATION, INC. TARIFF F.C.C. NO. 4 WIRE CENTER INFORMATION.

Transmittal No. 197

Issued: June 16, 2016

Effective: July 1, 2016

President  
7852 Walker Drive, Greenbelt, Maryland 20770

(N)

(N)

**ACCESS SERVICE**6. Switched Access Service (Cont'd )6.1 General (Cont'd)6.1.3 Rate Categories (Cont'd)(A) Local Transport (Cont'd)(6) Customer Node

A Customer Node charge specified in Section 17.2.2, following, applies when the Telephone Company provides terminal equipment at the customer designated premises for termination of a Synchronous Optical Channel Entrance Facility. Such equipment may be used to convert the signal from an optical to electrical format. The Customer Node charge is determined by the level of optical service (i.e., OC3 or OC12) delivered to the premises. Each Customer Node must be configured with one or more Customer Premises Ports.

Customer Premises Port charges specified in Section 17.2.2, following, apply in conjunction with the Customer Node charge. Each Customer Premises Port provides the interface to derive a lower capacity service at the customer premises. The type and quantity of ports is determined by the customer and is based on the type of Customer Node selected and the number of DS1, DS3, STS-1 and/or OC3 channels ordered. Customer Premises Ports are available at the following speeds:

<u>Customer Premises Port</u>	<u>Speed</u>
OC3	155.52 Mbps
STS-1	51.84 Mbps
DS3	44.736 Mbps
DS1	1.544 Mbps

(N)

(N)

Transmittal No. 197

**ACCESS SERVICE**6. Switched Access Service (Cont'd)6.1 General (Cont'd)6.1.3 Rate Categories (Cont'd)(A) Local Transport (Cont'd)(7) Interface Groups

(T)

Ten Interface Groups are provided for terminating the Entrance Facility at the customer's designated premises. Technical specifications concerning the available interface groups are set forth in 15.1 following.

(8) Nonchargeable Optional Features

(T)

Where transmission facilities permit, the individual transmission path between the customer's designated premises and the first point of switching, may at the option of the customer, be provided with the following optional features as set forth and described in 15.1.1(E) following.

- Supervisory Signaling
- Customer Specified Entry Switch Receive Level
- Customer Specification of Local Transport Termination

In addition to the above, Shared SONET Interoffice Ring Transport (SSRIT) is available as a nonchargeable optional feature with High Capacity DS3 or Synchronous Optical Channel Local Transport service from wire centers identified in the NATIONAL EXCHANGE CARRIER ASSOCIATION, INC. TARIFF F.C.C. NO. 4, WIRE CENTER INFORMATION. The SSRIT feature is set forth and described in Sections 7.10.3(H) and 7.11.3(D), following.

(N)

(N)

When a customer subscribes to Common Channel Signaling Network Connection Service (CCSNC Service), the following optional features are made available and are described in 6.9.1 following.

- Signaling System 7 (SS7) Signaling
- Calling Party Number
- Carrier Selection Parameter
- Charge Number Parameter

Transmittal No. 197

Issued: June 16, 2016

Effective: July 1, 2016

President  
7852 Walker Drive, Greenbelt, Maryland 20770



**ACCESS SERVICE**6. Switched Access Service (Cont'd)6.1 General (Cont'd)6.1.3 Rate Categories (Cont'd)(A) Local Transport (Cont'd)(9) Chargeable Optional Features

(T)

Common Channel Signaling, Signaling System 7 (CCS/SS7) Network Connection (CCSNC) Service provides a signaling path between a customer's designated Signaling Point of Interface (SPOI) and a Telephone Company's Signaling Transfer Point (STP). CCSNC is provided as set forth in 6.9.5 following.

800 Series Data Base Access Service is provided to all customers in conjunction with FGC and FGD switched access service. A Basic or Vertical Feature Query charge, as set forth in 17.2.2 (B) following, is assessed for each query launched to the 800 series data base. The Basic Query provides the identification of the customer to whom the call will be delivered and includes area of service routing which allows routing of 800 series type calls by telephone companies to different interexchange carriers based on the Local Access Transport Area (LATA) in which the call originates. The Vertical Feature Query provides this same customer identification function in addition to vertical features which may include: (1) call validation (ensuring that calls originate from subscribed service areas); (2) POTS translation of 800 series numbers (which is generally necessary for the routing of 800 series type calls); (3) alternate POTS translation (which allows subscribers to vary the routing of 800 series type calls based on factors such as time of day, place of origination of the call, etc.); and (4) multiple carrier routing (which allows subscribers to route to different carriers based on factors similar to those in (3)).

(M)

(M)

Certain material previously found on this page now appears on Original Page 6-12.1.

Transmittal No. 197

**ACCESS SERVICE**6. Switched Access Service (Cont'd)6.1 General (Cont'd)6.1.3 Rate Categories (Cont'd)(A) Local Transport (Cont'd)(7) Chargeable Optional Features (Cont'd)

When ordered for use with ESALT Direct Trunked Facility provided entirely within the Telephone Company's operating territory, the ESALT Real Time Class of Service/Quality of Service (RT CoS/QoS) option provides service performance commitments on transmissions using the Telephone Company's Ethernet local transport network. ESALT RT CoS/QoS is provided as set forth in Section 6.9.3(E), following.

(N)

When ordered for use with ESALT Entrance Facility, the ESALT Entrance Facility Protection (ESALT EFP) option provides backup protection using the Telephone Company's Ethernet local transport network. ESALT EFP is provided as set forth in Section 6.9.3(F), following.

(N)

(B) End Office

The End Office rate category establishes the charges related to the local end office switching and end user termination functions necessary to complete the transmission of Switched Access communications to and from the end users served by the local end office. The End Office rate category includes the Local Switching and Information Surcharge rate elements.

(M)

(M)

Certain material currently found on this page previously appeared on 2nd Revised Page 6-12.

Transmittal No. 197

Issued: June 16, 2016

Effective: July 1, 2016

President  
7852 Walker Drive, Greenbelt, Maryland 20770

## ACCESS SERVICE

### 6. Switched Access Service (Cont'd)

#### 6.1 General (Cont'd)

##### 6.1.3 Rate Categories (Cont'd)

##### (B) End Office (Cont'd)

##### (1) Local Switching

The Local Switching rate element establishes the charges related to the use of end office switching equipment, the terminations in the end office of end user lines, the terminations of calls at Telephone Company Intercept Operators or recordings, the STP costs, and the SS7 signaling function between the end office and the Signaling Transfer Point.

(C)

(C)

(D)

(D)

**ACCESS SERVICE**6. Switched Access Service (Cont'd)6.1 General (Cont'd)6.1.3 Rate Categories (Cont'd)(B) End Office (Cont'd)(1) Local Switching (Cont'd)(D)  
|  
(D)

Local Switching does not apply to Feature Groups B and D Switched Access Services associated with Wireless Switching Centers (WSCs) directly interconnected to a Telephone Company access tandem office.

Where end offices are appropriately equipped, international dialing may be provided as a capability associated with Local Switching which provides local dial switching for Feature Groups C and D. International dialing provides the capability of switching international calls with service prefix and address codes having more digits than are capable of being switched through a standard FGC or FGD equipped end office.

(C)

Rates for Local Switching are set forth in 17.2.3 following. The application of these rates with respect to individual Feature Groups is as set forth in 6.4.1(C) following.

(C)

There are four types of functions included in the Local Switching rate element: Common Switching, Transport Termination, Line Termination and Intercept. These are described in (a) through (d) following.

**ACCESS SERVICE**6. Switched Access Service (Cont'd)6.1 General (Cont'd)6.1.3 Rate Categories (Cont'd)(B) End Office (Cont'd)(1) Local Switching (Cont'd)(a) Common Switching

Common Switching provides the local end office switching functions associated with the various access (i.e., Feature Group) switching arrangements. The Common Switching arrangements provided for the various Feature Group arrangements are described in 6.5 through 6.9 following.

Included as part of Common Switching are various nonchargeable optional features which the customer can order to meet the customer's specific communications requirements. These optional features are described in 6.9.1 following.

(b) Transport Termination

Transport Termination functions provide for the line or trunk side arrangements which terminate the Local Transport facilities. Included as part of these functions are various nonchargeable optional termination arrangements. These optional terminating arrangements are described in 6.9.2 following.

The number of Transport Terminations provided will be determined by the Telephone Company as set forth in 6.2.5 following.

**ACCESS SERVICE**6. Switched Access Service (Cont'd)6.1 General (Cont'd)6.1.3 Rate Categories (Cont'd)(B) End Office (Cont'd)(1) Local Switching (Cont'd)(c) Line Termination

Line Termination provides for the terminations of end user lines in the local end office. There are two types of Line Terminations, i.e., Common Line Terminations and Special Access Service Terminations utilized in the provision of WATS or WATS-type services at Telephone Company designated WATS Serving Offices.

The above Special Access Service Terminations are differentiated by line side vs. trunk side terminations. In addition, there are various types of originating and terminating line side terminations depending on the type of signaling associated with the Special Access Service. Line side terminations are available with either dial pulse or dual tone multifrequency address signaling.

**ACCESS SERVICE**6. Switched Access Service (Cont'd)6.1 General (Cont'd)6.1.3 Rate Categories (Cont'd)(B) End Office (Cont'd)(1) Local Switching (Cont'd)(d) Intercept

The Intercept function provides for the termination of a call at a Telephone Company Intercept operator or recording. The operator or recording tells a caller why a call, as dialed, could not be completed, and if possible, provides the correct number.

(2) Information Surcharge

Information Surcharge rates are assessed to a customer based on the total number of access minutes. Information Surcharge rates are as set forth in 17.2.3(B) following. The application of these rates with respect to individual Feature Groups is as set forth in 6.4.1(C) following.

The Information Surcharge does not apply to Feature Groups B and D Switched Access Services associated with Wireless Switching Centers (WSCs) directly interconnected to a Telephone Company access tandem office.

(C)  
(C)

The number of end office switching transmission paths will be determined as set forth in 6.2.5 following.

**ACCESS SERVICE**6. Switched Access Service (Cont'd)6.1 General (Cont'd)6.1.3 Rate Categories (Cont'd)(C) Chargeable Optional Features

Where facilities permit, the Telephone Company will, at the option of the customer, provide the following chargeable optional features.

(1) Interim NXX Translation

The Interim NXX Translation rate element provides for customer identification of non-data base services when calls are directed by end users in the 1+SAC+NXX-XXXX (e.g., 1+900+NXX-XXXX) format. The NXX codes are assigned to specific customers in conformance with the North American Numbering Plan (NANP). NXX code assignment(s) will be made by the Bellcore NANP Coordinator. The Telephone Company will use the NXX code to identify the customer to whose point of termination the traffic is to be delivered, (i.e., at appropriately equipped electronic end offices, access tandems or through contracted arrangements with other parties.) It is then the responsibility of the customer to do any further translation the customer deems necessary to route the call. Customer assigned NXX codes which have not been ordered will be blocked.



**ACCESS SERVICE**6. Switched Access Service (Cont'd)6.1 General (Cont'd)6.1.3 Rate Categories (Cont'd)(C) Chargeable Optional Features (Cont'd)(1) Interim NXX Translation (Cont'd)

A nonrecurring charge, as set forth in 17.2.1 following, is associated with this optional feature. This nonrecurring charge is assessed by the Telephone Company on a per order, per LATA or Market Area basis and is applied in lieu of the Access Order Charge specified in 17.4.1(A) following. The nonrecurring charge is assessed only by the Telephone Company that provides the final translation function. A Telephone Company is said to have provided the final Interim NXX Translation when its translation identifies the customer's traffic and this traffic is then delivered to the customer's point of termination without any further translation. The description and application of this charge with respect to Feature Group C and Feature Group D is as set forth in 6.4.1(B)(2) and 6.4.1(C) following.

(2) Operator Transfer Services

Operator Transfer Service may be provided with Feature Group C or Feature Group D Switched Access Service at Telephone Company designated Operator Services location. Operator Transfer Service is an originating service. The rate is assessed per 0- call transferred to a customer's operator. An 0- call is considered transferred when the Telephone Company Operator activates the switch transferring the call to the designated customer and the customer acknowledges receipt.

In addition to the Operator Transfer Service charge described above and in 6.9.4 following, Feature Group C or Feature Group D Switched Access rates and charges as set forth in 6.4.1(B)(1) and 6.4.1(C) following and Carrier Common Line Charges set forth in 3.8.5 preceding will apply per minute of use for Operator Transfer Service.

**ACCESS SERVICE**6. Switched Access Service (Cont'd)6.1 General (Cont'd)6.1.3 Rate Categories (Cont'd)(C) Chargeable Optional Features (Cont'd)(2) Operator Transfer Services (Cont'd)

Operator Transfer Service charges, provided for in this tariff, are applied only to those calls actually transferred by the Telephone Company to the customer's operator.

(3) 800 Series Data Base Access Service

(C) (x)

800 Series Data Base Access Service is provided to all customers in conjunction with FGC and FGD switched access service. When a 1+800+NXX-XXXX call is originated by an end user, the Telephone Company will utilize the Signaling System 7 (SS7) network to query an 800 series data base to identify the customer to whom the call will be delivered and provide vertical features based on the dialed ten digits. The call will then be routed to the identified customer over FGC or FGD switched access.

(C) (x)

(C) (x)

A Basic or Vertical Feature Query charge, as set forth in 17.2.2(B) following, is assessed for each query launched to the data base which identifies the customer to whom the call will be delivered. The Basic Query provides the identification of the customer to whom the call will be delivered and includes area of service routing which allows routing of 800 series type calls by telephone companies to different inter-exchange carriers based on the Local Access Transport Area (LATA) in which the call originates. The Vertical Feature Query provides the same customer identification as the basic query and vertical features which may include: (1) call validation, (ensuring that calls originate from subscribed service areas); (2) POTS translation of 800 series numbers; (3) alternate POTS translation (which allows subscribers to vary the routing of 800 series type calls based on factors such as time of day, place or origination of the call, etc.); and (4) multiple carrier routing (which allows subscribers to route to different carriers based on factors similar to those in (3).

(C) (x)

(C) (x)

(C) (x)

(x) Filed under the authority of Special Permission No. 96-212 of the Federal Communications Commission.

**ACCESS SERVICE**

6. Switched Access Service (Cont'd)

6.1 General (Cont'd)

6.1.3 Rate Categories (Cont'd)

(C) Chargeable Optional Features (Cont'd)

(3) 800 Series Data Base Access Service (Cont'd)

The description and application of this charge with respect to Feature Group C or Feature Group D is as set forth in 6.4.1(C) following.

(D)

(D)

**ACCESS SERVICE**6. Switched Access Service (Cont'd)6.1 General (Cont'd)6.1.4 Special Facilities Routing

Any customer may request that the facilities used to provide Switched Access Service be specially routed. The regulations for Special Facilities Routing (i.e., Avoidance, Diversity and Cable-Only) are set forth in Section 11 following.

6.1.5 Design Layout Report

At the request of the customer, the Telephone Company will provide to the customer the makeup of the facilities and services provided from the customer's premises to the first point of switching. This information will be provided in the form of a Design Layout Report. The Design Layout Report will be provided to the customer at no charge, and will be reissued or updated whenever these facilities are materially changed.

(M)

(M)

**ACCESS SERVICE**6. Switched Access Service (Cont'd)6.2 Undertaking of the Telephone Company

In addition to the obligations of the Telephone Company set forth in Section 2 preceding, the Telephone Company has certain other obligations concerning only the provision of Switched Access Service. These obligations are as follows:

6.2.1 Network Management

The Telephone Company will administer its network to insure the provision of acceptable service levels to all telecommunications users of the Telephone Company's network services. Generally, service levels are considered acceptable only when both end users and customers are able to establish connections with little or no delay encountered within the Telephone Company network. The Telephone Company maintains the right to apply protective controls, i.e., those actions, such as call gapping, which selectively cancel the completion of traffic, over any traffic carried over its network, including that associated with a customer's Switched Access Service. Generally, such protective measures would only be taken as a result of occurrences such as failure or overload of Telephone Company or customer facilities, natural disasters, mass calling or national security demands. In the event that the protective controls applied by the Telephone Company result in the complete loss of service by the customer, the customer will be granted a Credit Allowance for Service Interruption as set forth in 2.4.4(B)(3) preceding.

**ACCESS SERVICE**6. Switched Access Service (Cont'd)6.2 Undertaking of the Telephone Company (Cont'd)6.2.2 Transmission Specifications

Each Switched Access Service transmission path is provided with standard transmission specifications. There are three different standard specifications (Types A, B and C). The standard for a particular transmission path is dependent on the Feature Group, the Interface Group and whether the service is directly routed or via an access tandem. The available transmission specifications are set forth in 15.1.2 following. Data Transmission Parameters are also provided with each Switched Access Service transmission path. The Telephone Company will, upon notification by the customer that the data parameters set forth in 15.1.3 following are not being met, conduct tests independently or in cooperation with the customer, and take any necessary action to insure that the data parameters are met.

The Telephone Company will maintain existing transmission specifications on functioning service configurations installed prior to May 25, 1984, except that service configurations having performance specifications exceeding the standards set forth in 15.1.2 following will be maintained at the performance levels specified.

The transmission specifications concerning Switched Access Service are limits which, when exceeded, may require the immediate corrective action of the Telephone Company. The transmission specifications are set forth in 15.1.2 following. Acceptance limits are set forth in Technical Reference TR-NWT-000334. This Technical Reference also provides the basis for determining Switched Access Service maintenance limits .

Feature Group C and Feature Group D trunks equipped for Operator Transfer Service are subject to Feature Group C and Feature Group D transmission specifications, respectively, unless otherwise specified.

(x) Filed under authority of Special Permission No. 93-598 of the Federal Communications Commission.

(x)  
|  
(x)

**ACCESS SERVICE**6. Switched Access Service (Cont'd)6.2 Undertaking of the Telephone Company (Cont'd)6.2.3 Provision of Service Performance Data

Subject to availability, end-to-end service performance data available to the Telephone Company through its own service evaluation routines, may also be made available to the customer based on previously arranged intervals and format. These data provide information on overall end-to-end call completion and non-completion performance, e.g., customer equipment blockage, failure results and transmission performance. These data do not include service performance data which are provided under other tariff sections, e.g., testing service results. If data are to be provided in other than paper format, the charges for such exchange will be determined on an individual case basis.

6.2.4 Testing(A) Acceptance Testing

At no additional charge the Telephone Company will, at the customer's request, cooperatively test at the time of installation, the following parameters: loss, C-notched noise, C-message noise, 3-tone slope, d.c. continuity and operational signaling. When the Local Transport is provided with Interface Groups 2 through 10, and the Transport Termination is two-wire (i.e., there is a four-wire to two-wire conversion in Local Transport), balance parameters (equal level echo path loss) may also be tested.

## ACCESS SERVICE

6. Switched Access Service (Cont'd)

6.2 Undertaking of the Telephone Company (Cont'd)

6.2.4 Testing (Cont'd)

(B) Routine Testing

At no additional charge, the Telephone Company will, at the customer's request, test after installation on an automatic or manual basis, 1004 Hz loss, C- message noise and Balance (Improved Return loss).

In the case of automatic testing, the customer shall provide remote office test lines and 105 test lines with associated responders or their functional equivalent.

The frequency of these tests will be that which is mutually agreed upon by the customer and the Telephone Company, but shall consist of not less than quarterly 1004 Hz Loss and C-message noise tests and an annual Balance test. Trunk test failures requiring customer participation for trouble resolution will be provided to the customer on an as-occurs basis.

Additional tests may be ordered as set forth in 13.3.1 following.  
Charges for these additional tests are set forth in 17.4.4 following.



**ACCESS SERVICE**6. Switched Access Service (Cont'd)6.2 Undertaking of the Telephone Company (Cont'd)6.2.5 Determination of Number of Transmission Paths

For Feature Groups A and B, which are ordered on a per line or per trunk basis respectively, and Feature Groups (C) C and D when ordered on a per trunk basis the customer specifies the type of transport facilities and the number of channels in the order for service.

For Tandem Switched Transport, the Telephone Company will determine the number of Switched Access Service transmission paths to be provided for the Switched Access Feature Group C and D busy hour minutes of capacity ordered. The number of transmission paths will be developed using the total busy hour minutes of capacity by type (as described in 6.1.1(B) preceding) for the end offices for each Feature Group ordered from a customer's designated premises or from an IPG SWC when the customer uses Feature Group D in conjunction with IPG as described in Section 16.9, following. The total busy hour minutes of capacity by type (e.g., originating, terminating, IDDD, Operator) for the end office will be converted to transmission paths using standard Telephone Company traffic engineering methods. The number of transmission paths provided shall be the number required based on (1) the use of access tandem switches and end office switches, (2) the use of the end office switches only, or (3) the use of the tandem switches only.

(C)  
|  
(C)

Transmittal No. 184

Issued: August 15, 2014

Effective: August 30, 2014

President  
7852 Walker Drive, Greenbelt, Maryland 20770

**ACCESS SERVICE**

6. Switched Access Service (Cont'd)

6.2 Undertaking of the Telephone Company (Cont'd)

6.2.6 Trunk Group Measurement Reports

Subject to availability, the Telephone Company will make available trunk group data in the form of usage in CCS, peg count and overflow, to the customer based on previously agreed to intervals.

**ACCESS SERVICE**6. Switched Access Service (Cont'd)6.3 Obligations of the Customer

In addition to the obligations of the customer set forth in Section 2 preceding, the customer has certain specific obligations pertaining to the use of Switched Access Service. These obligations are as follows:

6.3.1 Report Requirements

Customers are responsible for providing the following reports to the Telephone Company, when applicable.

(A) Jurisdictional Reports

When a customer orders Switched Access Service for both interstate and intrastate use, the customer is responsible for providing reports as set forth in 2.3.11 preceding. Charges will be apportioned in accordance with those reports. The method to be used for determining the interstate charges is set forth in 2.3.12 preceding.

(B) Code Screening Reports

When a customer orders service class routing, trunk access limitation or call gapping arrangements, it must report the number of trunks and/or the appropriate codes to be instituted in each end office or access tandem switch, for each of the arrangements ordered.

**ACCESS SERVICE**6. Switched Access Service (Cont'd)6.3 Obligations of the Customer (Cont'd)6.3.2 Trunk Group Measurement Reports

With the agreement of the customer, trunk group data in the form of usage in CCS, peg count and overflow for its end of all access trunk groups, where technologically feasible, will be made available to the Telephone Company. These data will be used to monitor trunk group utilization and service performance and will be based on previously arranged intervals and format.

6.3.3 Supervisory Signaling

The customer's facilities shall provide the necessary on-hook, off-hook, answer and disconnect supervision.

6.3.4 Short Duration Mass Calling Requirements

When a customer offers service for which a substantial call volume is expected during a short period of time (e.g., 900 service media stimulated events), the customer must notify the Telephone Company at least 48 hours in advance of each peak period. Notification should include the nature, time, duration, and frequency of the event, an estimated call volume, and the telephone number(s) to be used.

On the basis of the information provided, the telephone Company may invoke network management controls, (e.g., call gapping and code blocking) to reduce the probability of excessive network congestion. The Telephone Company will work cooperatively with the customer to determine the appropriate level of such control.

**ACCESS SERVICE**6. Switched Access Service (Cont'd)6.3 Obligations of the Customer (Cont'd)6.3.5 Call Signaling

Depending on the signaling system used by the customer in its network, the customer's facilities shall transmit the following call signaling information to the Telephone Company on traffic the customer's end users originate which is handed off for termination on the Telephone Company's network.

(A) Signaling System 7 (SS7) Signaling

When the customer uses SS7 signaling, it will transmit the Calling Party Number (CPN) or, if different from the CPN, the Charge Number (CN) information in the SS7 signaling stream.

(B) Multi-Frequency (MF) Signaling

When the customer uses MF signaling, it will transmit the number of the calling party or, if different from the number of the calling party, the Charge Number (CN) information in the MF Automatic Number Identification (ANI) field.

(C) Internet Protocol (IP) Signaling

When the customer uses IP signaling, it will transmit the telephone number of the calling party or, if different from the telephone number, the billing number of the calling party.

When the customer uses IP signaling in conjunction with ESALT, it will transmit call signaling data that must either: 1) conform to an active 10-digit North American Numbering Plan or directory number which is associated with the geographic location of the originating calling party (i.e., Calling Party Number and/or Automatic Number Identification) or 2) represent IP equivalent call signaling that is mutually agreed upon by the customer and Telephone Company at the time the customer places its order for ESALT.

(N)

(N)

Transmittal No. 197

**ACCESS SERVICE**6. Switched Access Service (Cont'd)6.4 Rate Regulations

This section contains the specific regulations governing the rates and charges that apply for Switched Access Service.

6.4.1 Description and Application of Rates and Charges

There are two types of rates and charges that apply to Switched Access Service; recurring (usage and flat rates) and nonrecurring charges. These rates and charges are applied differently to the various rate elements as set forth in (C) following.

(A) Recurring Rates

- (1) Usage Rates for Switched Access Service are rates that apply on a per access minute or a per call basis. Access minute charges and per call charges are accumulated over a monthly period.
- (2) Flat Rates for Switched Access Service are rates that apply on a per month per rate element basis.

(B) Nonrecurring Charges

Nonrecurring charges are one-time charges that apply for a specific work activity (i.e., installation or change to an existing service). The types of nonrecurring charges that apply for Switched Access Service are: installation of service, Interim NXX Translation optional feature and service rearrangements. These charges, with the exception of the Interim NXX Translation optional feature, are in addition to the Access Order Charge as specified in 17.4.1(A) following.

(C)  
(C)

**ACCESS SERVICE**6. Switched Access Service (Cont'd)6.4 Rate Regulations (Cont'd)6.4.1 Description and Application of Rates and Charges (Cont'd)(B) Nonrecurring Charges (Cont'd)(1) Installation of Service

A Local Transport nonrecurring installation charge, as set forth in 17.2.1(A) following, will be applied at the serving wire center for each Entrance Facility installed. Except as specified below for ESALT, when Direct Trunked Transport is ordered to the end office, a Local Transport nonrecurring trunk activation charge as set forth in 17.2.1(E) following, will be applied at each end office when ordered to the end office on a per order per end office basis or at the tandem when ordered to the tandem for each group of 24 Direct Trunked Transport trunks or fraction thereof that is activated (i.e., designated by the customer to be used to carry switched access). A maximum of 24 trunks can be activated on a DS1 facility and a maximum of 672 trunks can be activated on a DS3 facility.

(C)  
(C)

Except as specified below for ESALT, when Direct Trunked Transport is ordered to the access tandem, a Local Transport nonrecurring trunk activation charge, as set forth in Section 17.2.1(E), following, will be applied at the access tandem on a per order basis for each group of 24 Direct Trunked Transport trunks or fraction thereof that is activated at the access tandem.

(N)  
—  
(N)

For example, if a customer orders a DS1 Entrance Facility and requests activation of 18 of the available circuits, the customer will be charged one Local Transport High Capacity DS1 Installation nonrecurring charge at the serving wire center and one Direct Trunked Transport Activated nonrecurring charge at the end office. If at a later date the customer requests the activation of three more circuits, the customer will then be charged an additional Direct Trunked Transport Activated nonrecurring charge. These charges are in addition to the Access Order charge as specified in 17.4.1(A) following.

An ESALT Direct Trunked Termination nonrecurring charge, as specified in Section 17.2.1, following, will be applied per ESALT Direct Trunked Termination installed.

(N)  
—  
(N)

Transmittal No. 197

**ACCESS SERVICE**6. Switched Access Service (Cont'd)6.4 Rate Regulations (Cont'd)6.4.1 Description and Application of Rates and Charges (Cont'd)(B) Nonrecurring Charges (Cont'd)(2) Interim NXX Translation Optional Feature

This nonrecurring charge applies to the initial order for the installation of the Interim NXX Translation optional feature with Feature Group C or Feature Group D Switched Access Service and for each subsequent order received to add or change NXX translation codes. This charge, if applicable, applies whether this optional feature is installed coincident with or at any time subsequent to the installation of Switched Access Services. This charge is applied by the Telephone Company per order, per LATA or Market Area. When it is necessary for multiple telephone companies to provide the translation function, the nonrecurring charge is assessed only by the Telephone Company that provides the final translation function which identifies the customer's traffic and this traffic is then delivered to the customer's point of termination without any further translation.

(M)

(M)



**ACCESS SERVICE**6. Switched Access Service (Cont'd)6.4 Rate Regulations (Cont'd)6.4.1 Description and Application of Rates and Charges (Cont'd)(B) Nonrecurring Charges (Cont'd)(3) Service Rearrangements

All changes to existing services other than changes involving administrative activities and the off-hook supervisory signaling of FGA Access Services, will be treated as a discontinuance of the existing service and an installation of a new service. The nonrecurring charge described in (1) preceding will apply for this work activity. Moves that change the physical location of the point of termination are described and charged for as set forth in 6.4.4 following.

For conversion of FGD trunks to SS7 Signaling reconfiguration, charges apply as set forth in Section 17.2.1(C).

- If, due to technical limitations of the Telephone Company, a customer could not combine its Interim NXX traffic with its other trunk side Switched Access Services, no charge shall apply to combine these trunk groups when it becomes technically possible.

**ACCESS SERVICE**6. Switched Access Service (Cont'd)6.4 Rate Regulations (Cont'd)6.4.1 Description and Application of Rates and Charges (Cont'd)(B) Nonrecurring Charges (Cont'd)(3) Service Rearrangements (Cont'd)

Administrative changes will be made without charge(s) to the customer. Administrative changes are as follows:

- Change of customer name;
- Change of customer or customer's end user premises address when the change of address is not a result of a physical relocation of equipment;
- Change in billing data (name, address, or contact name or telephone number);
- Change of agency authorization;
- Change of customer circuit identification;
- Change of billing account number;
- Change of customer test line number;
- Change of customer or customer's end user contact name or telephone number; and
- Change of jurisdiction.

Other changes made without charge to the customer are as follows:

- Changes and additions to existing Switched Access Services which are necessary due to Telephone Company initiated network reconfigurations, and required to provide the same grade of service to the customer that existed prior to the reconfiguration. Charges will apply to those changes and additions which are in excess of those required to provide the same grade of service and/or capacity. Grade of service will be as determined by industry standard engineering tables; and
- When a customer requests a change of trunks from tandem-switched transport to direct-trunked transport or from direct-trunked transport to tandem-switched transport or requests to rearrange switched access services between lower capacity and higher capacity facilities (e.g. voice grade to/from DS1 or DS1 to/from DS3), the non recurring charges set forth in (1) preceding do not apply providing :
 

(N)	(x)
(N)	(x)
- the change is ordered no later than July 1, 1994, and
- the change is completed no later than October 1, 1994, and
- the orders to disconnect existing trunks and to connect the new trunks are placed at the same time, and the number of installed trunks does not exceed the number of trunks disconnected. If the number of installed trunks exceeds the number of trunks onnected, all non-recurring charges will apply to the excess trunks unless the customer provides justification based upon standard engineering methods to show that the additional capacity is required to maintain the same level of service.

(N)	(x)
(N)	(x)

(C)	(x)
(C)	(x)

(x) Issued pursuant to Special Permission No. 93-1216 of the Federal Communications Commission.

Issued: December 23, 1993

Effective: : December 30, 1993

**ACCESS SERVICE**6. Switched Access Service (Cont'd)6.4 Rate Regulations (Cont'd)6.4.1 Description and Application of Rates and Charges (Cont'd)(B) Nonrecurring Charges (Cont'd)(3) Service Rearrangements (Cont'd)

- When a customer requests a change of trunks from tandem-switched transport to direct-trunked transport or orders the disconnection of overprovisioned trunks, providing:
  - the change is ordered anytime between June 17, 1997 and December 31, 1998 and
  - the change is completed no later than March 31, 1999 and
  - the orders to disconnect existing trunks and to connect the new trunks are placed at the same time.

(N)	(x)
(N)	(x)

- (x) Issued in compliance with the Federal Communications Commission's First Report and Order, In the Matter of Access Charge Reform, CC Docket No. 96-262 (FCC 97-158), released May 16, 1997, paragraph 176.

**ACCESS SERVICE**6. Switched Access Service (Cont'd)6.4 Rate Regulations (Cont'd)6.4.1 Description and Application of Rates and Charges (Cont'd)(B) Nonrecurring Charges (Cont'd)(3) Service Rearrangements (Cont'd)

Changes to the point in time when the off-hook supervisory signal is provided in the originating call sequence i.e., when the off-hook supervisory signal is changed from being provided by the customer's equipment before the called party answers to being forwarded by the customer's equipment when the called party answers or vice versa, are subject to the Access Order Charge as set forth in 17.4.1(A) following.

For additions, changes or modifications to an optional feature which has a separate nonrecurring charge, that nonrecurring charge will apply.

For additions, changes, or modifications to optional features that do not have their own separate nonrecurring charges, an Access Order Charge as set forth in 17.4.1(A) following will apply. When an optional feature is not required on each transmission path, but rather for an entire transmission path group, an end office or an access tandem switch, only one such charge will apply (i.e., it will not apply per transmission path).

For conversion of FGC and FGD trunks from multifrequency address signaling to SS7 signaling or from SS7 signaling to multifrequency address signaling, nonrecurring charges will apply as set forth in 17.2.1(C).

(D)

(D)

(C) Application of Rates

Rates are applied either as premium or non-premium rates.

The application of these rates is dependent upon the Feature Group, type of Entrance Facility, type of transport (e.g., Direct Trunked Transport, Tandem Switched Transport, type of Multiplexing) and the availability of equal access capabilities in the end office to which the service is provided.

**ACCESS SERVICE**6. Switched Access Service (Cont'd)6.4 Rate Regulations (Cont'd)6.4.1 Description and Application of Rates and Charges (Cont'd)(C) Application of Rates (Cont'd)

In those instances where an SSP equipped end office is capable of handling 800 SAC traffic on a direct trunked basis, and the customer has direct trunked transport facilities in place at the end office, but the end office is incapable of handling 888 SAC traffic on a direct trunked basis, a full credit will be provided for Tandem Switched Transport Charges associated with FGC and FGD service for 888 SAC traffic delivered at the tandem.

This results in all 800 series traffic being rated as direct trunked transport regardless of whether the SSP equipped end office is capable of handling 888 SAC traffic on a direct trunked basis.

The credit will expire when 888 SAC SSP functionality is implemented in the end office.

(N) (x)

(N) (x)

(x) Filed under the authority of Special Permission No. 96-212 of the Federal Communications Commission.

**ACCESS SERVICE**6. Switched Access Service (Cont'd)6.4 Rate Regulations (Cont'd)6.4.1 Description and Application of Rates and Charges (Cont'd)(C) Application of Rates (Cont'd)

The following rules provide the basis for applying the rates and charges:

(1) Premium Rates

Premium rates apply to all FGC access minutes when the service is provided to customers which furnish interstate MTS/WATS, and to all access minutes that originate or terminate at end offices equipped with equal access (i.e., FGD) capabilities. Premium rates also apply to FGB and FGD access minutes that originate or terminate at a Wireless Switching Center (WSC ) that is directly connected to a Telephone Company access tandem office. In addition, premium rates apply to FGA and FGB access minutes when utilized in the provision of MTS/WATS service.

(C)

(C)

(x)

(x)

(x)

In addition, premium rates always apply to the following Local Transport rate elements:

- Entrance Facility
- Direct Trunked Facility
- Direct Trunked Termination
- Multiplexing
- Tandem Switched Facility
- Tandem Switched Termination
- Tandem Switching

(x)

(x) Issued pursuant to Special Permission No. 93-1216 of the Federal Communications Commission.

## ACCESS SERVICE

6. Switched Access Service (Cont'd)

6.4 Rate Regulations (Cont'd)

6.4.1 Description and Application of Rates and Charges (Cont'd)

(C) Application of Rates (Cont'd)

(2) Non-premium Rates

Non-premium rates (i.e., discounted access minute rates) apply to all FGA and FGB access minutes (measured or assumed) originating or terminating in an end office which is not equipped with equal access capabilities.

In addition, non-premium rates apply to FGC access minutes originating in an end office which is not equipped with equal access capabilities when the FGC service is used in conjunction with the Interim NXX Translation optional feature or 800 Series Data Base services by customers who do not furnish interstate MTS/WATS.

(C) (x)

Non-premium rates do not apply to the following Local Transport rate elements:

- Entrance Facility
- Direct Trunked Facility
- Direct Trunked Termination
- Multiplexing
- Tandem Switched Facility
- Tandem Switched Termination
- Tandem Switching

(x) Filed under the authority of Special Permission No. 96-212 of the Federal Communications Commission.

**ACCESS SERVICE**6. Switched Access Service (Cont'd)6.4 Rate Regulations (Cont'd)6.4.1 Description and Application of Rates and Charges (Cont'd)(C) Application of Rates (Cont'd)(3) Transition Billing Arrangement

When FGA, or FGB Switched Access Service, except as set forth in (1) preceding, provided to an entry switch (i.e., dial tone office for FGA and access tandem for FGB) has usage originating from and/or terminating at both end offices that have been converted to equal access and end offices that have not been converted, the premium and non-premium rates will apply in the following manner:

- (a) All access minutes that originate from or terminate at the equal access end office(s) will be billed at premium rates. Access minutes that originate from or terminate at end offices not equipped with equal access capabilities, hereinafter referred to as non-premium access minutes, will continue to be billed at non-premium rates. Non-premium rates will apply as follows depending on the type of service.
  - (i) For FGA and FGB services, the number of non-premium access minutes to be billed at non-premium rates is derived by subtracting the number of premium rated access minutes from the total number of access minutes.
  - (ii) Premium access minutes will be determined as set forth in (b) following.



## ACCESS SERVICE

6. Switched Access Service (Cont'd)

6.4 Rate Regulations (Cont'd)

6.4.1 Description and Application of Rates and Charges (Cont'd)

(C) Application of Rates (Cont'd)

(3) Transition Billing Arrangement (Cont'd)

- (b) The number of access minutes to be rated as premium access minutes is determined as follows:
  - (i) Where end office specific usage data is available, premium rates apply to the measured access minutes originating from or terminating at the equal access end office(s).
  - (ii) Where end office specific usage data is not available for originating and/or terminating FGA or FGB, the total originating and/or terminating usage will be measured or assumed usage at the entry switch as set forth respectively in 6.5.4 and 6.6.4 following. Originating and/or terminating usage will then be apportioned between premium and non-premium access minutes.

**ACCESS SERVICE**6. Switched Access Service (Cont'd)6.4 Rate Regulations (Cont'd)6.4.1 Description and Application of Rates and Charges (Cont'd)(C) Application of Rates (Cont'd)(3) Transition Billing Arrangement (Cont'd)

## (b) (Cont'd)

## (ii) (Cont'd)

Such apportionment will be based on the ratio of the number of subscriber lines in the access area (i.e., local calling areas for FGA originating minutes, LATA for FGA terminating minutes and end offices subtending the access tandem for FGB minutes) of the first point of switching that are served by equal access end offices to the total number of subscriber lines in that access area. The ratio thus developed is applied to the total measured or assumed originating FGA usage, terminating FGA usage, originating FGB usage or terminating FGB usage, as applicable, to determine the usage to be billed at premium rates, unless adjusted as set forth in (iii) following.

**ACCESS SERVICE**6. Switched Access Service (Cont'd)6.4 Rate Regulations (Cont'd)6.4.1 Description and Application of Rates and Charges (Cont'd)(C) Application of Rates (Cont'd)(3) Transition Billing Arrangement (Cont'd)

## (b) (Cont'd)

## (ii) (Cont'd)

The ratios used to calculate the premium usage will be determined on a quarterly basis. The ratios to be used for the succeeding quarter will be provided to the customer with the last bill rendered in the quarter or mailed separately within five working days after the first day of the new quarter (i.e., January, April, July and October).

For purposes of administering this provision: (1) subscriber lines are defined as exchange service lines, Centrex lines and Centrex-type lines provided by the Telephone Company under its local and/or general exchange service tariff; (2) the access area is defined as the local calling area of the dial tone office for originating FGA, the entire LATA for terminating FGA, and all end offices subtending the access tandem for originating and terminating FGB; and (3) the local calling area of the dial tone office is as defined in the Telephone Company's local and/or general exchange service tariff.

**ACCESS SERVICE**6. Switched Access Service (Cont'd)6.4 Rate Regulations (Cont'd)6.4.1 Description and Application of Rates and Charges (Cont'd)(C) Application of Rates (Cont'd)(3) Transition Billing Arrangement (Cont'd)

## (b) (Cont'd)

- (iii) Where FGD Switched Access Service is provided to a customer in an end office(s) where that customer's FGA or FGB premium access minutes have been determined in accordance with (ii) preceding, such premium access minutes will be adjusted in the following manner. For each FGD access minute originating from or terminating at that end office, excluding those FGD minutes of use associated with Operator Transfer Service, the originating or terminating FGA or FGB premium access minutes determined as set forth in (ii) preceding will be reduced on a one for one basis, but in no event shall the reduction exceed the total number of FGA or FGB premium access minutes originating from or terminating at that end office. For each FGA or FGB premium minute of use reduction in either the originating or terminating direction, a corresponding originating or terminating non-premium minute of use will be apportioned to those end offices in the access area that are non-equal. Such apportionment will be based upon a ratio of the number of subscriber lines in each non-equal end office to the total subscriber lines that are served by all non-equal end offices in the access area. The customer will be billed for the revised number of premium or non-premium access minutes. (T)

**ACCESS SERVICE**6. Switched Access Service (Cont'd)6.4 Rate Regulations (Cont'd)6.4.1 Description and Application of Rates and Charges (Cont'd)(C) Application of Rates (Cont'd)(4) Unmeasured FGA and FGB Access Services

Where originating and/or terminating measurement capability does not exist for Feature Group A or Feature Group B Switched Access Services provided to the first point of switching, the number of access minutes that will be assumed are as set forth following in 6.5.4 and 6.6.4 respectively.

(5) Notice of Equal Access Conversion

The Telephone Company will provide written notification to all access customers of record within a particular LATA that an end office in that LATA is scheduled to be converted to an equal access end office. This notification will be sent, via certified U.S. Mail, to each customer of record in the LATA where the conversion is scheduled to occur, at least six months in advance of the conversion date.

The customer will have the choice of converting all or part of the existing services to equal access (i.e., Feature Group D) or retaining the existing services. The conversion of existing services will be at no charge provided the order to convert such services to Feature Group D is received as set forth in 6.4.3 following. Premium rates will apply to the total access minutes beginning on the actual conversion date, whether the customer chooses to convert to FGD or retain existing services.

**ACCESS SERVICE**6. Switched Access Service (Cont'd)6.4 Rate Regulations (Cont'd)6.4.1 Description and Application of Rates and Charges (Cont'd)(C) Application of Rates (Cont'd)(6) Common Channel Signaling/Signaling System 7 (CCS/SS7) Network Connection Service (T)

The CCS/SS7 Network Connection is comprised of a Signaling Mileage Facility charge, a Signaling Mileage Termination charge, a Signaling Entrance Facility charge, and a Signaling Transfer Point (STP) Port charge.

The Signaling Mileage Facility charge is assessed on a per facility per mile basis. The Signaling Mileage Termination charge is assessed on a per termination basis (i.e., at each end of the Signaling Mileage Facility). When the Signaling Mileage Facility mileage measurement is zero, Signaling Mileage Termination charges do not apply.

The Signaling Entrance Facility charge is assessed on a per facility basis for the connection between the customer's designated premises (Signaling Point of Interface) and the serving wire center of that premises.

The STP Port charge is assessed on a per port basis for each termination of a Signaling Mileage Facility at an STP.

## (7) 800 Series Data Base Access Service (C) (x)

A Basic Query or Vertical Feature Query charge applies for each query that is launched to an 800 series data base and identifies the customer to whom the call will be delivered. Query charges, as set forth in 17.2.2(B), will only be applied by those companies whose wire centers are identified as assessing query charges in the NATIONAL EXCHANGE CARRIER ASSOCIATION, INC. TARIFF F.C.C. NO. 4. (C) (x)

(x) Filed under the authority of Special Permission No. 96-212 of the Federal Communications Commission.

**ACCESS SERVICE**6. Switched Access Service (Cont'd)6.4 Rate Regulations (Cont'd)6.4.1 Description and Application of Rates and Charges (Cont'd)(C) Application of Rates (Cont'd)(7) 800 Series Data Base Access Service (Cont'd)

(C) (x)

When Feature Group C or Feature Group D switched access service is used for the provision of 800 Series Data Base Access Service and the total minutes of use and/or count of queries can be determined for each customer at a tandem or SSP but can not be determined by individual end office, an allocation method will be utilized to determine minutes of use and/or queries by end office and customer. For each end office a ratio will be developed and applied against the total minutes of use and/or count of queries for a given customer as determined by the tandem or SSP. These ratios will be developed by dividing the unidentified originating 800 series type minutes of use at an end office by the total unidentified originating minutes of use in all end offices subtending the tandem or SSP. For example, assume:

(C) (x)

- Three end offices (EO-1, EO-2, and EO-3) subtend a tandem

(T)

EO-1 measures 2,000 min. of 800 series type use

(C) (x)

EO-2 measures 3,000 min. of 800 series type use

(C) (x)

EO-3 measures 5,000 min. of 800 series type use

(C) (x)

10,000 TOTAL

- The tandem delivers 800 series type usage to two customers:

(C) (x)

IC-A has 4,000 minutes of use

IC-B has 6,000 minutes of use

- The allocation ratio for EO-1 is 20%

2,000/10,000

- The minutes of use to be billed by EO-1 are

800 to IC-A (20% X 4,000)

1,200 to IC-B (20% X 6,000)

2,000 TOTAL

(x) Filed under the authority of Special Permission No. 96-212 of the Federal Communications Commission.

**ACCESS SERVICE**6. Switched Access Service (Cont'd)6.4 Rate Regulations (Cont'd)6.4.1 Description and Application of Rates and Charges (Cont'd)(C) Application of Rates (Cont'd)(8) Shared Transport

Shared Transport refers to a rate application that is applicable only when the customer orders High Capacity Direct Trunked Transport between a serving wire center and a Telephone Company hub where the Telephone Company performs multiplexing/de-multiplexing functions and the same customer then orders the derived channels as Direct Trunked Transport and Tandem Switched Transport. When the same customer also orders Special Access Service to be provided over this same high capacity facility, this service is considered to be Mixed Use and the regulations set forth in 7.2.7 following must first be applied to separate the portion to be charged as Switched Access Service from the portion to be charged as Special Access Service.

Except as noted above, the switched Access Service will be ordered, provided and rated as Direct Trunked Transport (i.e., Direct Trunked Facility and Direct Trunked Termination). As each derived channel is activated for Tandem switched Transport, the High Capacity Direct Trunked Transport and Multiplexing rates will be reduced accordingly (e.g., 1/24th for a High Capacity DS1 service, 1/672nd for a High Capacity DS3 service, etc.). Tandem Switched Transport rates and charges, as set forth in 17.2.2 following, will apply for each channel that is used to provide the Tandem Switched Transport.

(N)

(N)



**ACCESS SERVICE**6. Switched Access Service (Cont'd)6.4 Rate Regulations (Cont'd)6.4.1 Description and Application of Rates and Charges (Cont'd)(C) Application of Rates (Cont'd)(8) Shared Transport (Cont'd)

The following example, while not all inclusive, illustrates the application of the Shared Transport provisions cited above and the Mixed Use provision set forth in 7.2.7 following. The sample calculations explained below depict the application of charges as they apply to the shared facilities only. All other rate elements that would apply to this example (e.g., Residual Interconnection, Carrier Common Line, End Office, Voice Grade Direct Trunked Transport from EO-B to the Tandem, Voice Grade Channel Mileage from EO-C to the Tandem, etc.) are billed as described elsewhere in this tariff.

Assume:

The customer orders:

- 3 tandem routed Switched Access trunks to End Office-A (EO-A)
- 4 direct routed Switched Access trunks to End Office-B (EO-B)
- 12 Voice Grade Special Access channels to End Office-C (EO-C)
- 1 DS1 facility between its POT and the Tandem/Multiplexer
- Usage at EO-A is 10,000 Minutes of Use (MOU)

**ACCESS SERVICE**6. Switched Access Service (Cont'd)6.4 Rate Regulations (Cont'd)6.4.1 Description and Application of Rates and Charges (Cont'd)(C) Application of Rates (Cont'd)(8) Shared Transport (Cont'd)Calculation of Charges POT to Serving Wire Center

Since this facility carries both Switched and Special Access Services, the Mixed Use provisions set forth in 7.2.7 following must be applied. This service is initially ordered and rated as a Special Access DS1 High Capacity Channel Termination (DS1-CT). This Special Access Charge is then reduced for each activated Switched Access Service. High Capacity DS1 Entrance Facility (DS1-EF) charges apply for the portion of this service that is activated for Switched Access Service.

DS1-CT charge=DS1-CT rate x (capacity of a DS1 minus the number of activated Switched Access Services)/(capacity of a DS1)

$$= \text{DS1-CT rate} \times (24 - 7)/(24)$$

$$= \text{DS1-CT rate} \times (17/24)$$

DS1-EF charge=DS1-EF rate x (number of activated Switched Access Services)/(capacity of a DS1)

$$= \text{DS1-EF rate} \times (7/24)$$

(N)

(N)

**ACCESS SERVICE**6. Switched Access Service (Cont'd)6.4 Rate Regulations (Cont'd)6.4.1 Description and Application of Rates and Charges (Cont'd)(C) Application of Rates (Cont'd)(8) Shared Transport (Cont'd)Calculation of Charges Facility from Serving Wire Center to Tandem and Multiplexer

Since the interoffice facility and the multiplexer both carry Switched and Special Access Services, it must first be apportioned between these two categories by applying the Mixed Use provisions set forth in 7.2.7 following. Using the same ratios calculated above, the Special Access DS1 High Capacity Channel Mileage Facility (DS1-CMF), Channel Mileage Termination (DS1-CMT), and Multiplexer (Spcl.-MUX) charges are:

DS1-CMF=DS1-CMF rate x airline miles between Tandem/Multiplexer and Serving Wire Center x (17/24)

DS1-CMT=DS1-CMT rate x 2 terminations x (17/24)

Spcl.-MUX=DS1 to Voice Grade multiplexer rate x (17/24)

After applying the Mixed Use provisions to determine the Switched Access portion of these facilities, the Switched Access Facilities must then be apportioned between direct routed and tandem routed. This is accomplished by subtracting the portion of channels used for tandem routing from the portion of Switched Access channels. The remaining portion of channels are considered direct routed.

(N)

(N)

**ACCESS SERVICE**6. Switched Access Service (Cont'd)6.4 Rate Regulations (Cont'd)6.4.1 Description and Application of Rates and Charges (Cont'd)(C) Application of Rates (Cont'd)(8) Shared Transport (Cont'd )

(N)

Calculation of Charges Facility from Serving Wire Center to Tandem and Multiplexer

The Direct Trunked Facility (DS1-DTF), Direct Trunked Termination (DS1-DTT) and Switched Access Multiplexer (Sw-MUX) charges are:

DS1-DTF = DS1-DTF rate x airline miles between Tandem/Multiplexer and Serving Wire Center x ((number of activated Switched Access Services/capacity of a DS1) minus (number of channels activated for Tandem Switched Transport/capacity of a DS1))  
 = DS1-DTF rate x miles x ((7/24) - (3/24))  
 = DS1-DTF rate x miles x (4/24)

DS1-DTT = DS1-DTT rate x 2 terminations x same ratio of (4/24)

Sw.-MUX = DS1 to Voice Grade multiplexer rate x same ratio of (4/24)

Tandem Routing Charges (EO-A to Serving Wire Center)

No adjustments are used to calculate the Tandem Switched Facility (TSF), Tandem Switched Termination (TST), or Tandem Switching charges. They are calculated as follows:

TSF = TSF rate x airline miles between EO-A and the serving wire center x 10,000 MOU

TST = TST rate x 2 termination x 10,000 MOU

TS = TS rate x 10,000 MOU

(N)

**ACCESS SERVICE**6. Switched Access Service (Cont'd)6.4 Rate Regulations (Cont'd)6.4.2 Minimum Monthly Charge

Switched Access Service is subject to a minimum monthly charge. The minimum charge applies for the total capacity provided. The minimum monthly charge is calculated as follows.

For usage rated Local Transport, Local Switching and Information Surcharge rate elements, the minimum monthly charge is the sum of the recurring charges set forth in 17.2.2 and 17.2.3 following for either the actual measured usage or the assumed usage prorated to the number of days or major fraction of days based on a 30 day month.

(C)

For flat rated Local Transport rate elements, the minimum monthly charge is the sum of the recurring charges set forth in 17.2.2 following prorated to the number of days or major fraction of days on a 30 day month.

(N)  
|  
(N)

**ACCESS SERVICE**6. Switched Access Service (Cont'd)6.4 Rate Regulations (Cont'd)6.4.3 Change of Switched Access Service Arrangements

Changes from one type of Feature Group to another will be treated as a discontinuance of one type of service and a start of another. Nonrecurring charges will apply, with one exception. When a customer upgrades a Feature Group A or B service to a Feature Group D service and when Feature Group C is upgraded to Feature Group D coincident with the availability of Feature Group D in an end office, the nonrecurring charges associated with the equal access conversion will not apply. Non-recurring charges for other associated service requests, (e.g., a simultaneous change from multi-frequencies, address signalling to SS7 signalling) will apply. Minimum period obligations will not change, i.e., the time elapsed in the existing minimum period obligation will be credited to the minimum period obligations for FGD service, subject to the following limitations.

(N)  
|  
(N)

In order to avoid the imposition of nonrecurring charges a customer which is a participant in the presubscription allocation process (i.e., is on the presubscription ballot) must:

- submit its order to disconnect Feature Group A and/or B within 30 days after the date the results of the final allocation of customers in an end office are actually received by the customer, and
- make the effective date for disconnection of the Feature Group A and/or B Access Services no later than 60 days after the final allocation results are received by the customer.

A customer which is not a participant in the allocation process (i.e., is not on the presubscription ballot) is subject to the same rules preceding. The time frames for the non-participating customer(s) are the same as those which apply to the last customer to receive the results of the final allocation of customers in an end office who is a participant in the allocation process. For all other changes from one type of Feature Group to another, new minimum period obligations will be established.

**ACCESS SERVICE**6. Switched Access Service (Cont'd)6.4 Rate Regulations (Cont'd)6.4.4 Moves

A move involves a change in the physical location of one of the following:

- The point of termination at the customer designated premises
- The customer designated premises

The charges for the move are dependent on whether the move is to a new location within the same building or to a different building.

(A) Moves Within the Same Building

When the move is to a new location within the same building, the charge for the move will be an amount equal to one half of the installation nonrecurring charge for the capacity affected. This charge is in addition to the Access Order Charge as specified in 17.4.1(A) following. There will be no change in the minimum period requirements.

(B) Moves to a Different Building

Moves to a different building will be treated as a discontinuance and start of service and all associated nonrecurring charges will apply. New minimum period requirements will be established for the new service. The customer will also remain responsible for satisfying all outstanding minimum period charges for the discontinued service.

6.4.5 Local Information Delivery Services

Calls over Switched Access Service in the terminating direction to certain community information services will be rated under the applicable rates for Switched Access Service as set forth in 17.2 following. In addition, the charges per call as specified under the Telephone Company's local and/or general exchange service tariffs, e.g., 976 (DIAL-IT) Network Services, will also apply.

**ACCESS SERVICE**6. Switched Access Service (Cont'd)6.4 Rate Regulations (Cont'd)6.4.6 Mileage Measurement

The mileage to be used to determine the monthly rate for Local Transport is calculated on the airline distances between the end office switch, which may be a Remote Switching Module, (where the call carried by Local Transport originates or terminates) and the customer's serving wire center or between an end office switch, which may be a Remote Switching Module (where the call carried by Local Transport terminates) and an IPG SWC when the customer uses Feature Group D in conjunction with IPG as described in Section 16.9, following. When Direct Trunked Transport is ordered between the serving wire center and the end office, mileage is normally measured in one segment from the serving wire center to the end office. When Direct Trunked Transport is ordered between a serving wire center and a tandem and Tandem Switch Transport is ordered between the tandem and the end office, mileage is calculated separately for each segment. Exceptions to these methods are as set forth in (B) through (I) following. For SS7 signaling, the mileage to be used to determine the monthly rate for the Signaling Mileage Facility is calculated on the airline distance between the serving wire center associated with the customer's designated premises (Signaling Point of Interface) and the Telephone Company wire center providing the STP Port.

(C)  
—  
(C)

Where applicable, the V&H coordinates method is used to determine mileage. This method is set forth in the NATIONAL EXCHANGE CARRIER ASSOCIATION, INC. TARIFF F.C.C. NO. 4 for Wire Center Information (V&H coordinates).

Mileage rates are as set forth in 17.2.2 following. To determine the rate to be billed, first compute the airline mileage using the V&H coordinates method. If the calculation results in a fraction of a mile, always round up to the next whole mile before determining the mileage and applying the rates. Then multiply the mileage by the appropriate rate.

Exceptions to the mileage measurement rules are as follows:

Transmittal No. 184

Issued: August 15, 2014

Effective: August 30, 2014

President  
7852 Walker Drive, Greenbelt, Maryland 20770



**ACCESS SERVICE**6. Switched Access Service (Cont'd)6.4 Rate Regulations (Cont'd)6.4.6 Mileage Measurement (Cont'd)(B) Feature Group A - Originating Usage

Direct Trunked Transport Mileage for premium and non-premium rated access minutes in the originating direction over Feature Group A Switched Access Service will be calculated on an airline basis, using the V&H coordinates method. The mileage measurement will be between the first point of switching (end office switch where the Feature Group A switching dial tone is provided) and the customer's serving wire center for the Switched Access Service provided.

(D)

(C) Feature Group A Terminating Usage

The Local Transport mileage for terminating Feature Group A Switched Access Service will be measured in two segments. Direct Trunked Transport mileage will be measured between the customer's serving wire center and the first point of switching (i.e., the end office switch where the Feature Group A switching dial tone is provided). Tandem Switched Transport mileage will be measured between the first point of switching and the terminating end office.

(D)

**ACCESS SERVICE**6. Switched Access Service (Cont'd)6.4 Rate Regulations (Cont'd)6.4.6 Mileage Measurement (Cont'd)(D) Feature Groups B, C and D - Alternate Traffic Routing

When the Alternate Traffic Routing optional feature is provided with Feature Groups B, C and D, the Local Transport access minutes will be apportioned between the two trunk groups used to provide this feature. Such apportionment will be made using: (1) actual minutes of use if available, (2) standard Telephone Company traffic engineering methodology and will be based on the last trunk CCS desired for the high usage group, as described in 6.9.1(L) following (Alternate Traffic Routing), and the total busy hour minutes of capacity ordered to the end office, when the feature is provided at an end office switch, or (3) an apportionment mutually agreed to by the Telephone Company and the customer. This apportionment will serve as the basis for Local Transport calculation.

(C)  
(C)(E) Feature Group C - Multiple CDPs

When terminating Feature Group C Switched Access Service is provided from multiple customer designated premises to an end office not equipped with measurement capabilities, the total Local Transport access minutes for that end office will be apportioned among the trunk groups accessing the end office on the basis of the individual busy hour minutes of capacity ordered for each of those trunk groups. This apportionment will serve as the basis for Local Transport mileage calculation.

**ACCESS SERVICE**6. Switched Access Service (Cont'd)6.4 Rate Regulations (Cont'd)6.4.6 Mileage Measurement (Cont'd)(F) Feature Groups A, B, C and D - WATS

The Local Transport Facility for Feature Groups A, B, C and D Switched Access Service connected with Special Access Service at a WATS Serving Office will be measured between the WATS Serving Office (when measured access minutes of use are used) or between the Feature Group A entry switch (when assumed minutes of use are used) and the serving wire center for the customer designated premises.

(G) Feature Groups B and D - WSCs Directly Interconnected to Access Tandems (C)

The Local Transport mileage for Feature Groups B and D switched access service provided to Wireless Switching Centers (WSCs) directly interconnected to a Telephone Company access tandem office will be determined on an airline basis, using the V&H coordinate method. The mileage will be measured between the customer's serving wire center and the Telephone Company access tandem office to which the WSC is interconnected. (C)

(H) Feature Groups B, C, and D - Remote Offices

The Local Transport mileage for Feature Groups B, C, and D Switched Access Service provided to a Remote Office will be measured in multiple segments. When the facility is directly trunked to the Host Office, Direct Trunked Facility mileage will be measured between the customer's serving wire center and the Host Office, and Tandem Switched Facility mileage will be measured between the Host Office and the Remote Office. The Tandem Switching charge will not apply.

When the facility is directly trunked to a tandem, Direct Trunked Facility will be measured from the serving wire center to the tandem, Tandem Switched Facility will be measured from the tandem to the host, and another segment of Tandem Switched Facility will be measured from the host to the remote. A Tandem Switching charge would be applicable at the tandem.

**ACCESS SERVICE**6. Switched Access Service (Cont'd)6.4 Rate Regulations (Cont'd)6.4.6 Mileage Measurement (Cont'd)(H) Feature Groups B, C, and D - Remote Offices (Cont'd)

When service to the remote is ordered as only Tandem Switched Facility, mileage will be separately measured between the serving wire center and the host and between the host and the end office. The Tandem Switching charge would be applicable at the tandem.

(I) Use of Telephone Company Hub

When multiplexing is performed at Telephone Company Hubs, mileage is computed and rates applied separately for each segment of the Local Transport Direct Trunked Facility (*i.e.*, customer serving wire center to Hub, Hub to Hub, and/or Hub to end office).

(J) Feature Group D – Connect with Internet Protocol Gateway Access Service

When required, the Tandem Switched Facility mileage for Feature Group D Switched Access Service connected with IPG will be measured as described below.

- When the IPG SWC is located at the Telephone Company's tandem office and traffic is to be originated from or terminated to the end office, the Tandem Switched Facility mileage will be measured between the IPG SWC and the end office.
- When the IPG SWC is located at the Telephone Company's tandem office and traffic is to be originated from or terminated to a host/remote complex, the Tandem Switched Facility mileage will be measured in multiple segments. The first segment will be measured between the IPG SWC and the host office and the second segment will be measured between the host office and subtending remote office.
- When the IPG SWC is located at the Telephone Company's host office and traffic is to be originated from or terminated to the remote office, the Tandem Switched Facility mileage will be measured between the IPG SWC and the subtending remote office.

(N)

(N)

Transmittal No. 184

**ACCESS SERVICE**6. Switched Access Service (Cont'd)6.4 Rate Regulations (Cont'd)6.4.7 Mixed Use

Mixed use occurs when Switched Access Service and Special Access Service are provided over the same High Capacity or Synchronous Optical Channel service facilities through a common interface. The regulations governing the provision of Mixed Use Facilities are set forth in 5.2.4 preceding and 7.2.7 following.

(C)  
(C)

Mixed use also occurs when Ethernet Switched Access Local Transport and Ethernet Transport Service (ETS) are provided over the same ETS facilities through a common interface. The regulations governing the provision of Mixed Use Facilities for these services are set forth in Section 5.2.4, preceding, and Section 16.4.4(D), following.

(N)  
|  
(N)

The Telephone Company will designate the first point(s) of switching and routing to be used where equal access traffic is provided through a centralized equal access arrangement. Those Telephone Company offices providing equal access through centralized arrangements are identified in NATIONAL EXCHANGE CARRIER ASSOCIATION, INC . TARIFF F.C.C. NO. 4.

6.4.8 Message Unit Credit for Feature Group A

Calls from end users to the seven digit local telephone numbers associated with Feature Group A Switched Access Service are subject to Telephone Company local and/or general exchange service tariff charges (including message unit and toll charges as applicable). The monthly bills rendered to customers for their Feature Group A Switched Access Service will include a credit to reflect any message unit charges collected from their end users under the Telephone Company's local and/or general exchange service tariffs. When the customer is provided FGA service where measurement capability does not exist, the credit will apply to access minutes not to exceed the assumed originating access minutes. No credit will apply for any terminating FGA access minutes. The message unit credit for originating access minutes will be based on the generally applicable message unit charges of the Telephone Company.

Transmittal No. 197

**ACCESS SERVICE**6. Switched Access Service (Cont'd)6.4 Rate Regulations (Cont'd)6.4.9 Application of Rates for Feature Group A Extension Service

Feature Group A Switched Access Service is available with extensions, i.e., additional terminations of the service at different customer designated premises in the same LATA as the FGA dial tone office or a LATA other than the LATA where the FGA dial tone office is located. Feature Group A extensions within the same LATA and same state as the dial tone office are provided and charged under the Telephone Company's local and/or general exchange service tariffs. Feature Group A extensions located in a LATA other than the LATA where the dial tone office is located or in a different state in the same LATA as the dial tone office are provided and charged as Special Access Service. The rate elements which apply are: A Voice Grade Channel Termination, Channel Mileage, if applicable, and Signaling Capability (optional features and functions), if applicable. All appropriate monthly rates and nonrecurring charges set forth in 17.3.4 following will apply.

In the above example, two CDPs are utilized to better illustrate the concept. From a practical standpoint, both the Switched Access and Special Access Services could be routed via the same CDP.

**ACCESS SERVICE**6. Switched Access Service (Cont'd)6.5 Description and Provision of Feature Group A (FGA)6.5.1 Description

- (A) FGA Access, which is available to all customers, provides line side access to Telephone Company end office switches with an associated seven digit local telephone number for the customer's use in originating communications from and terminating communications to an Interexchange Carrier's Interstate Service or a customer - provided interstate communications capability. The customer must specify the Interexchange Carrier to which the FGA service is connected or, in the alternative, specify the means by which the FGA access communications is transported to another state. Special Access Services utilized for connection with FGA at Telephone Company designated WATS Serving Offices as set forth in Section 7. following may be ordered separately by a customer other than the customer which orders the FGA Switched Access Service for the provision of WATS-type services. Special Access Services are ordered as set forth in 5.2 preceding.
- (B) FGA Switching is provided at all end office switches. At the option of the customer, FGA is provided on a single or multiple line group basis and is arranged for originating calling only, terminating calling only, or two-way calling which are specified by the customer's order for service.
- (C) FGA provides a line side termination at the first point of switching (dial tone office). The line side termination will be provided with either ground start supervisory signaling or loop start supervisory signaling. The type of signaling is at the option of the customer.

**ACCESS SERVICE**6. Switched Access Service (Cont'd)6.5 Description and Provision of Feature Group A (FGA) (Cont'd)6.5.1 Description (Cont'd)

(D) The Telephone Company shall select the first point of switching, within the selected LATA, at which the line side termination is to be provided unless the customer requests a different first point of switching and Telephone Company facilities and measurement capabilities, where necessary, are available to accommodate such a request.

(E) A seven digit local telephone number assigned by the Telephone Company is provided for access to FGA switching in the originating direction. The seven digit local telephone number will be associated with the selected end office switch and is of the form NXX-XXXX.

If the customer requests a specific seven digit telephone number that is not currently assigned, and the Telephone Company can, with reasonable effort, comply with that request, the requested number will be assigned to the customer.

(F) FGA switching, when used in the terminating direction, is arranged with dial tone start-dial signaling. When used in the terminating direction FGA switching may, at the option of the customer, be arranged for dial pulse or dual tone multifrequency address signaling, subject to availability of equipment at the first point of switching. When FGA switching is provided in a hunt group or uniform call distribution arrangement, all FGA switching will be arranged for the same type of address signaling.



**ACCESS SERVICE**6. Switched Access Service (Cont'd)6.5 Description and Provision of Feature Group A (FGA) (Cont'd)6.5.1 Description (Cont'd)

- (G) No address signaling is provided by the Telephone Company when FGA switching is used in the originating direction. Address signaling in such cases, if required by the customer, must be provided by the customer's end user using inband tone signaling techniques. Such inband tone address signals will not be regenerated by the Telephone Company and will be subject to the ordinary transmission capabilities of the Local Transport provided.
- (H) FGA switching, when used in the terminating direction, may be used to access valid NXXs in the LATA, local operator service (0- and 0+), Directory Assistance (411 where available and 555-1212), emergency reporting service (911 where available), exchange telephone repair (611 where available), time or weather announcement services of the Telephone Company, community information services of an information service provider, and other customers' services (by dialing the appropriate digits).

Charges for FGA terminating calls requiring operator assistance or calls to 611 or 911 will only apply where sufficient call details are available. Additional non-access charges will also be billed on

**ACCESS SERVICE**6. Switched Access Service (Cont'd)6.5 Description and Provision of Feature Group A (FGA) (Cont'd)6.5.1 Description (Cont'd)

(H) (Cont'd)

a separate account for (1) an operator surcharge, as set forth in the local exchange tariffs, for local operator assistance (0- and 0+) calls, (2) calls to certain community information services, for which rates are applicable under Telephone Company exchange service tariffs, e.g., 976 (DIAL IT) Network Services, and, (3) calls from a FGA line to another customer's service in accordance with that customer's applicable service rates when the Telephone Company performs the billing function for that customer.

(I) When a FGA switching arrangement for an individual customer (a single line or entire hunt group) is discontinued at an end office, an intercept announcement is provided. This arrangement provides, for a limited period of time, an announcement that the service associated with the number dialed has been disconnected.

(J) FGA will be provisioned over an Entrance Facility from the customer's premises to the customer's serving wire center.

FGA service, when used in the originating direction, will be provisioned as Direct Trunked Transport from the first point of switching (i.e., the end office switch where FGA switching dial tone is provided) to the customer's serving wire center.

FGA service, when used in the terminating direction, will be provisioned as Direct Trunked Transport from the customer's serving wire center to the first point of switching and provisioned as Tandem Switched Transport from the first point of switching to the terminating end office. The Tandem Switching charge will not apply.

(K) FGA service may not be used in conjunction with ESALT. (N)

Transmittal No. 197

**ACCESS SERVICE**6. Switched Access Service (Cont'd)6.5 Description and Provision of Feature Group A (FGA) (Cont'd)6.5.2 Optional Features

Following are the various nonchargeable optional features that are available in lieu of, or in addition to, the standard features provided with Feature Group A. They are provided as Common Switching, Transport Termination or Local Transport options.

(C) Common Switching Options

Descriptions of the common switching optional features are set forth in 6.9 following.

- (1) Call Denial on Line or Hunt Group
- (2) Service Code Denial on Line or Hunt Group
- (3) Hunt Group Arrangement
- (4) Uniform Call Distribution Arrangement
- (5) Nonhunting Number for Use with Hunt Group or Uniform Call Distribution Arrangement
- (6) Band Advance Arrangement for Use with Special Access Service Utilized in the Provision of WATS-Type Services
- (7) Hunt Group Arrangement for Use with Special Access Service Utilized in the Provision of WATS-Type Services
- (8) Uniform Call Distribution Arrangement for Use with Special Access Service Utilized in the Provision of WATS-Type Services
- (9) Nonhunting Number Associated with a Hunt Group Arrangement or Uniform Call Distribution Arrangement for Use with Special Access Service Utilized in the Provision of WATS-Type Services

**ACCESS SERVICE**6. Switched Access Service (Cont'd)6.5 Description and Provision of Feature Group A (FGA) (Cont'd)6.5.2 Optional Features (Cont'd)(B) Transport Termination

- (1) Two-way operation with dial pulse address signaling and loop start supervisory signaling
- (2) Two-way operation with dial pulse address signaling and ground start supervisory signaling
- (3) Two-way operation with dial tone multifrequency address signaling and loop start supervisory signaling
- (4) Two-way operation with dial tone multifrequency address signaling and ground start supervisory signaling
- (5) Terminating operation with dial pulse address signaling and loop start supervisory signaling
- (6) Terminating operation with dial pulse address signaling and ground start supervisory signaling
- (7) Terminating operation with dual tone multifrequency address signaling and loop start supervisory signaling
- (8) Terminating operation with dual tone multifrequency address signaling and ground start supervisory signaling
- (9) Originating operation with loop start supervisory signaling
- (10) Originating operation with ground start supervisory signaling

(C) Local Transport Options

- (1) Supervisory Signaling (as set forth in 15.1.1(E) following)
- (2) Customer Specified Entry Switch Receive Level (as set forth in 15.1.1(E) following)

**ACCESS SERVICE**6. Switched Access Service (Cont'd)6.5 Description and Provision of Feature Group A (FGA) (Cont'd)6.5.3 Optional Features Provided In Local Tariffs

Certain other features which may be available in connection with Feature Group A (e.g., Speed Calling, Remote Call Forwarding, Bill Number Screening, IntraLATA extensions) are provided under the Telephone Company's local and/or general exchange service tariffs.

6.5.4 Measuring Access Minutes

Customer Feature Group A traffic to end offices will be measured (i.e., recorded) or assumed by the Telephone Company at end office switches. Originating and terminating calls will be measured (i.e., recorded) or assumed by the Telephone Company to determine the basis for computing chargeable access minutes. In the event the customer message detail is not available because the Telephone Company lost or damaged tapes or incurred recording system outages, the Telephone Company will estimate the volume of lost customer access minutes of use based on previously known values.

For terminating calls over FGA and for originating calls over FGA (when the off-hook supervisory signal is provided by the customer's equipment before the called party answers), the measured minutes are the chargeable access minutes. For originating calls over FGA (when the off-hook supervisory signal is forwarded by the customer's equipment when the called party answers), chargeable originating access minutes are derived from recorded minutes using the same formula as set forth in 6.7.4 following for Feature Group C.

**ACCESS SERVICE**6. Switched Access Service (Cont'd)6.5 Description and Provision of Feature Group A (FGA) (Cont'd)6.5.4 Measuring Access Minutes (Cont'd)

For originating calls over FGA, usage measurement begins when the originating FGA first point of switching receives an off-hook supervisory signal forwarded from the customer's point of termination. This off-hook signal may be provided by the customer's equipment before the called party answers, or forwarded by the customer's equipment when the called party answers.

The measurement of originating call usage over FGA ends when the originating FGA first point of switching receives an on-hook supervisory signal from either the originating end user's end office, indicating the originating end user has disconnected, or the customer's point of termination, whichever is recognized first by the first point of switching.

For terminating calls over FGA, usage measurement begins when the terminating FGA first point of switching receives an off-hook supervisory signal from the terminating end user's end office, indicating the terminating end user has answered. The measurement of terminating call usage over FGA ends when the terminating FGA first point of switching receives an on-hook supervisory signal from either the terminating end user's end office, indicating the terminating end user has disconnected, or the customer's point of termination, whichever is recognized first by the first point of switching.

FGA access minutes or fractions thereof, the exact value of the fraction being a function of the switch technology where the measurement is made, are accumulated over the billing period for each line or hunt group, and are then rounded up to the nearest access minute for each line or hunt group.

**ACCESS SERVICE**6. Switched Access Service (Cont'd)6.5 Description and Provision of Feature Group A (FGA) (Cont'd)6.5.4 Measuring Access Minutes (Cont'd)

Assumed minutes are used for FGA services which originate or terminate in end offices not equipped with measurement capabilities and in such cases are the chargeable access minutes.

Where originating and terminating measurement capability does not exist for Feature Group A provided to the first point of switching, the number of access minutes will be assumed as set forth in 17.2.5 following.

Where measurement capability exists for either originating or terminating usage, but not both, on a line arranged for two way calling, the number of access minutes per line per month will be assumed usage, as set forth in 17.2.5 following, or the measured usage, whichever is greater. If the usage in the measured direction exceeds the assumed access minutes per line per month, no usage will be assigned in the unmeasured direction. If the measured usage is less than the assumed access minutes per line per month, the usage in the unmeasured direction will be the assumed usage, as set forth in 17.2.5 following, for that unmeasured direction except that the total of measured and assumed minutes in such instances will not exceed the total assumed usage designated for two way calling set forth in 17.2.5 following. If the total exceeds the assumed minutes set forth in 17.2.5 following, the assigned minutes shall be reduced so that the total of measured and unmeasured minutes equals the assumed minutes for two way calling set forth in 17.2.5 following.

Additionally, when the line is arranged for one way calling and there is no measurement capability for that direction, assumed originating access minutes, as set forth in 17.2.5(B) following, will be assigned for originating calling only lines and assumed terminating access minutes, as set forth in 17.2.5(C) following, will be assigned for terminating calling only lines.

**ACCESS SERVICE**6. Switched Access Service (Cont'd)6.5 Description and Provision of Feature Group A (FGA) (Cont'd)6.5.4 Measuring Access Minutes (Cont'd)

The following matrix illustrates the application of assumed access minutes for FGA as set forth in 17.2.5(A), (B) and (C) following.

<u>Service Ordered As</u>	<u>Can Measure Originating</u>	<u>Can't Measure Originating</u>	<u>Can Measure Terminating</u>	<u>Can't Measure Terminating</u>
Originating Only	Actual	1,510	N/A	N/A
Terminating Only	N/A	N/A	Actual	2,685
Both Originating and Terminating (originating measurement greater than 4195)	Actual	N/A	N/A	0
Both Originating and Terminating (originating measurement equal or less than 4195)	Actual	N/A	N/A	0 to 2685*
Both Originating and Terminating (terminating measurement greater than 4195)	N/A	0	Actual	N/A
Both Originating and Terminating (terminating measurement equal or less than 4195)	N/A	0 to 1510*	Actual	N/A

\* Sum of actual and assumed cannot exceed 4195. Reduce assumed minutes of use if necessary.



**ACCESS SERVICE**6. Switched Access Service (Cont'd)6.5 Description and Provision of Feature Group A (FGA) (Cont'd)6.5.4 Measuring Access Minutes (Cont'd)

Notwithstanding the preceding, when Feature Group A is used for the provision of WATS-type service where measurement capability exists at the WATS Serving Office but not at the Feature Group A first point of switching, the measured WATS-type originating and/or terminating minutes of use shall be separately summed and compared to their respective total assumed originating and/or terminating minutes of use. The number of access minutes per line per month will be the assumed or the measured usage, whichever is greater.

6.5.5 Testing Capabilities

FGA is provided, in the terminating direction where equipment is available, with seven digit access to balance (100 type) test line and milliwatt (102 type) test line. In addition to the tests described in 6.2.4 preceding which are included with the installation of service (Acceptance Testing) and as ongoing routine testing, Additional Cooperative Acceptance Testing and Additional Manual Testing are available as set forth in 13.3.1 following.

**ACCESS SERVICE**6. Switched Access Service (Cont'd)6.6 Description and Provision of Feature Group B (FGB)6.6.1 Description

- (A) FGB Access, which is available to all customers, provides trunk side access to Telephone Company end office switches with an associated uniform 950-XXXX access code. FGB trunk side access is provided for the customer's use in originating communications from and terminating communications to an Interexchange Carrier's Interstate Service or a customer provided interstate communications capability. The customer must specify the Interexchange Carrier to which the FGB service is connected or, in the alternative, specify the means by which the FGB access communications is transported to another state. Special Access Services utilized for connection with FGB at Telephone Company designated WATS Serving Offices as set forth in Section 7 following may be ordered separately by a customer other than the customer which orders the FGB Switched Access Service for the provision of WATS or WATS-type services. Special Access Services are ordered as set forth in 5.2 preceding.
- (B) FGB, when directly routed to an end office (i.e., provided without the use of an access tandem switch), is provided at appropriately equipped Telephone Company electronic end office switches. When provided via Telephone Company designated electronic access tandem switches, FGB switching is provided at Telephone Company electronic and electromechanical end office switches.

**ACCESS SERVICE**6. Switched Access Service (Cont'd)6.6 Description and Provision of Feature Group B (FGB) (Cont'd)6.6.1 Description (Cont'd)

- (C) FGB is provided as trunk side switching through the use of end office or access tandem switch trunk equipment. The switch trunk equipment is provided with wink start start-pulsing signals and answer and disconnect supervisory signaling.
- (D) FGB switching is provided with multifrequency address signaling in both the originating and terminating directions. Except for FGB switching provided with the automatic number identification (ANI) or rotary dial station signaling arrangements as set forth respectively in 6.9.1(F) and 6.9.2(A) following, any other address signaling in the originating direction, if required by the customer, must be provided by the customer's end user using inband tone signaling techniques. Such inband tone address signals will not be regenerated by the Telephone Company and will be subject to the ordinary transmission capabilities of the Local Transport provided.
- (E) The access code for FGB switching is a uniform access code. The form of the uniform access code is 950-XXXX. A uniform access code(s) will be assigned to the customer for the customer's domestic communications and another will be assigned to the customer for its international communications, if required. These access codes will be the assigned access numbers of all FGB switched access service provided to the customer by the Telephone Company.
- (F) The Telephone Company will establish a trunk group or groups for the customer at end office switches or access tandem switches where FGB switching is ordered. When required by technical limitations, a separate trunk group will be established for each type of FGB switching arrangement provided. Different types of FGB or other switching arrangements may be combined in a single trunk group at the option of the Telephone Company.

**ACCESS SERVICE**6. Switched Access Service (Cont'd)6.6 Description and Provision of Feature Group B (FGB) (Cont'd)6.6.1 Description (Cont'd)

- (G) FGB switching, when used in the terminating direction, may be used to access valid NXXs in the LATA, time or weather announcement services of the Telephone Company, community information services of an information service provider and other customers' services (by dialing the appropriate digits). When directly routed to an end office, only those valid NXX codes served by that end office may be accessed. When routed through an access tandem, only those valid NXX codes served by end offices subtending the access tandem may be accessed.

The customer will also be billed additional non-access charges for calls to certain community information services for which rates are applicable under Telephone Company exchange service tariffs, e.g., 976 (DIAL-IT) Network Service. Additionally, non-access charges will also be billed for calls from a FGB trunk to another customer's service in accordance with that customer's applicable service rates when the Telephone Company performs the billing function for that customer.

Calls in the terminating direction will not be completed to the 950-XXXX access code, local operator assistance (0- and 0+), Directory Assistance (411 and 555-1212), service codes 611 and 911 or 101XXXX access codes. Calls will be completed to Directory Assistance (NPA-555-1212 or 555-1212) when FGB switching is combined with Directory Assistance (DA) switching. FGB may not be switched, in the terminating direction, to Switched Access Service Feature Groups B, C and D. (C)

## ACCESS SERVICE

### 6. Switched Access Service (Cont'd)

#### 6.6 Description and Provision of Feature Group B (FGB) (Cont'd)

##### 6.6.1 Description (Cont'd)

- (H) When all FGB switching arrangements are discontinued at an end office and/or in a LATA, an intercept announcement is provided. This arrangement provides, for a limited period of time, an announcement that the service associated with the number dialed has been disconnected.
- (I) For FGB switched access service to a Wireless Switching Center (WSC) directly interconnected to a Telephone Company access tandem office, the customer will be billed only the Local Transport premium rate element for the FGB usage. The mileage used to determine the monthly rate for the local transport rate element is as set forth in 6.4.6(H) preceding.
- (J) FGB service may not be used in conjunction with ESALT. (N)

Transmittal No. 197

**ACCESS SERVICE**6. Switched Access Service (Cont'd)6.6 Description and Provision of Feature Group B (FGB) (Cont'd)6.6.2 Optional Features

Following are descriptions of the various nonchargeable optional features that are available in lieu of, or in addition to, the standard features provided with Feature Group B. They are set forth in (A), (B) and (C) following and are provided as Common Switching, Transport Termination and Local Transport options. Additionally, other optional features provided in local tariffs are set forth in (D) following.

(A) Common Switching Options

Descriptions of the common switching optional features are set forth in 6.9 following.

- (1) Automatic Number Identification (ANI)
- (2) Up to 7 Digit Outpulsing of Access Digits to Customer
- (3) Band Advance Arrangement for Use with Special Access Service Utilized in the Provision of WATS or WATS-Type Services
- (4) Hunt Group Arrangement for Use with Special Access Service Utilized in the Provision of WATS or WATS-Type Services
- (5) Uniform Call Distribution Arrangement for Use with Special Access Service Utilized in the Provision of WATS or WATS-Type Services
- (6) Nonhunting Number Associated with Hunt Group Arrangement or Uniform Call Distribution Arrangement for Use with Special Access Service Utilized in the Provision of WATS or WATS-Type Services

## ACCESS SERVICE

6. Switched Access Service (Cont'd)

6.6 Description and Provision of Feature Group B (FGB) (Cont'd)

6.6.2 Optional Features (Cont'd)

(B) Transport Terminations Options

(1) Rotary Dial Station Signaling

(C) Local Transport Options

(1) Customer Specification of Local Transport Termination

(2) Optional Supervisory Signaling

(3) Customer Specified Entry Switch Receive Level

Inasmuch as these options concern transmission levels and signaling they are set forth in 15.1.1 following.

(D) Optional Features Provided In Local Tariffs

Another feature, Bill Number Screening, which may be available in connection with FGB, is provided under the Telephone Company's local and/or general exchange service tariffs.

**ACCESS SERVICE**6. Switched Access Service (Cont'd)6.6 Description and Provision of Feature Group B (FGB) (Cont'd)6.6.3 Design and Traffic Routing

For Feature Group B, the trunk directionality and traffic routing of the Switched Access Service between the customer designated premises and the entry switch are determined by the customer's order for service; except the Telephone Company will designate the first point(s) of switching and routing to be used where equal access is provided through a centralized equal access arrangement. Those Telephone Company offices providing equal access through centralized arrangements are identified in NATIONAL EXCHANGE CARRIER ASSOCIATION, INC. TARIFF F.C.C. NO. 4. Additionally, the customer may order the optional feature Customer Specification of Local Transport Termination as set forth in 15.1.1 following.

(x)

(x)

6.6.4 Measuring Access Minutes

Customer traffic to end offices will be measured (i.e., recorded) or assumed by the Telephone Company at end office switches or access tandem switches. Originating and terminating calls will be measured (i.e., recorded) or assumed by the Telephone Company to determine the basis for computing chargeable access minutes. In the event the customer message detail is not available because the Telephone Company lost or damaged tapes or incurred recording system outages, the Telephone Company will estimate the volume of lost customer access minutes of use based on previously known values.

For both originating and terminating calls over FGB the measured minutes are the chargeable access minutes.

For originating calls over FGB, usage measurement begins when the originating FGB first point of switching receives answer supervision forwarded from the customer's point of termination, indicating the customer's equipment has answered.

(x) Filed under authority of Special Permission No. 93-598 of the Federal Communications Commission.



**ACCESS SERVICE**6. Switched Access Service (Cont'd)6.6 Description and Provision of Feature Group B (FGB) (Cont'd)6.6.4 Measuring Access Minutes (Cont'd)

The measurement of originating call usage over FGB ends when the originating FGB first point of switching receives disconnect supervision from either the originating end user's end office, indicating the originating end user has disconnected, or the customer's point of termination, whichever is recognized first by the first point of switching.

For terminating calls over FGB, usage measurement begins when the terminating FGB first point of switching receives answer supervision from the terminating end user's end office, indicating the terminating end user has answered.

The measurement of terminating call usage over FGB ends when the terminating FGB first point of switching receives disconnect supervision from either the terminating end user's end office, indicating the terminating end user has disconnected, or the customer's point of termination, whichever is recognized first by the first point of switching.

FGB access minutes or fractions thereof, the exact value of the fraction being a function of the switch technology where the measurement is made, are accumulated over the billing period for each end office, and are then rounded up to the nearest access minute for each end office.

Assumed minutes are used for FGB services which originate or terminate in end offices not equipped with measurement capabilities and in such cases are the chargeable access minutes.

**ACCESS SERVICE**6. Switched Access Service (Cont'd)6.6 Description and Provision of Feature Group B (FGB) (Cont'd)6.6.4 Measuring Access Minutes (Cont'd)

Where originating and terminating measurement capability does not exist for Feature Group B provided to the first point of switching, the number of access minutes will be assumed, as set forth in 17.2.5(D) following, when the trunk is arranged for two way calling.

Where measurement capability exists for either originating or terminating usage, but not both, on a trunk arranged for two way calling, the number of access minutes per trunk per month will be assumed usage, as set forth in 17.2.5(D) following, or the measured usage, whichever is greater. If the usage in the measured direction exceeds the assumed access minutes per trunk per month, no usage will be assigned in the unmeasured direction. If the measured usage is less than the assumed access minutes per trunk per month, the usage in the unmeasured direction will be the assumed usage, as set forth in 17.2.5 following, for that unmeasured direction except that the total of measured and assumed minutes in such instances will not exceed the total assumed usage designated for two way calling set forth in 17.2.5(D) following. If the total exceeds the assumed minutes set forth in 17.2.5 following, the assigned minutes shall be reduced so that the total of measured and unmeasured minutes equals the assumed minutes for two way calling set forth in 17.2.5(D) following.

Additionally, when the trunk is arranged for one way calling and there is no measurement capability for that direction, assumed originating access minutes, as set forth in 17.2.5(E) following, will be assigned for originating calling only lines and assumed terminating access minutes, as set forth in 17.2.5(F) following, will be assigned for terminating calling only lines.

**ACCESS SERVICE**6. Switched Access Service (Cont'd)6.6 Description and Provision of Feature Group B (FGB) (Cont'd)6.6.4 Measuring Access Minutes (Cont'd)

The following matrix illustrates the application of assumed access minutes for FGB as set forth in 17.2.5(D), (E) and (F) following.

<u>Service Ordered As</u>	<u>Can Measure Originating</u>	<u>Can't Measure Originating</u>	<u>Can Measure Terminating</u>	<u>Can't Measure Terminating</u>
Originating Only	Actual	3,132	N/A	N/A
Terminating Only	N/A	N/A	Actual	5,568
Both Originating and Terminating (originating measurement greater than 8700)	Actual	N/A	N/A	0
Both Originating and Terminating (originating measurement equal or less than 8700)	Actual	N/A	Actual	0 to 5568*
Both Originating and Terminating (terminating measurement greater than 8700)	N/A	0	Actual	N/A
Both Originating and Terminating (terminating measurement equal or less than 8700)	N/A	0 to 3132*	Actual	N/A

\* Sum of actual and assumed cannot exceed 8700. Reduce assumed minutes of use if necessary.

**ACCESS SERVICE**6. Switched Access Service (Cont'd)6.6 Description and Provision of Feature Group B (FGB) (Cont'd)6.6.4 Measuring Access Minutes (Cont'd)

Notwithstanding the preceding, when Feature Group B is used for the provision of WATS or WATS-type service where measurement capability exists at the WATS Serving Office but not at the Feature Group B first point of switching, the measured WATS or WATS-type originating and/or terminating minutes of use shall be separately summed and compared to their respective total assumed originating and/or terminating minutes of use. The number of minutes per trunk per month will be the assumed or the measured usage, whichever is greater.

When Feature Group B is ordered at an access tandem and end office specific usage measurement is not available, the actual or assumed originating and/or terminating minutes of use as determined by the exchange carrier providing the access tandem will be apportioned among all subtending end offices. For each end office, such apportionment shall be based on the ratio of the total number of subscriber lines in each end office subtending the access tandem to the total number of subscriber lines associated with all end offices subtending the access tandem. For purposes of administering this regulation, subscriber lines are defined as exchange service lines, Centrex lines and Centrex-type lines provided by the telephone companies under local and/or general exchange service tariffs. The resulting ratio for each end office is then applied to the total access area originating and/or terminating minutes of use to determine originating and/or terminating minutes of use to be assigned for billing purposes to each subtending end office in the access area.

The ratio used to calculate the access minutes will be determined by the Telephone Company and provided to the customer upon his request within fifteen (15 ) days of the receipt of such request.

(T)

**ACCESS SERVICE**6. Switched Access Service (Cont'd)6.6 Description and Provision of Feature Group B (FGB) (Cont'd)6.6.5 Testing Capabilities

FGB is provided, in the terminating direction where equipment is available, with seven digit access to balance (100 type) test line, milliwatt (102 type) test line, nonsynchronous or synchronous test line, automatic transmission measuring (105 type) test line, data transmission (107 type) test line, loop around test line, short circuit test line and open circuit test line. In addition to the tests described in 6.2.4 preceding which are included with the installation of service (Acceptance Testing) and as ongoing routine testing, Additional Cooperative Acceptance Testing, Additional Automatic Testing, and Additional Manual Testing are available as set forth in 13.3.1 following.

**ACCESS SERVICE**6. Switched Access Service (Cont'd)6.7 Description and Provision of Feature Group C (FGC)6.7.1 Description

- (A) FGC Access provides trunk side access to Telephone Company end office switches for the customer's use in originating and terminating communications. Originating and terminating FGC Access is available to providers of MTS and WATS. Originating FGC Access is available to all customers when used to provide the Interim NXX Translation optional feature. Terminating FGC access is available to all customers other than providers of MTS and WATS when such access is used in conjunction with the provision of the Interim NXX Translation optional feature, but only for purposes of testing. Existing FGC Access will be converted to Feature Group D Access when Feature Group D Access becomes available in an end office. Special Access Services utilized for connection with FGC at Telephone Company designated WATS Serving Offices as set forth in Section 7 following may be ordered separately by a customer other than the customer which orders the FGC Switched Access Service (i.e., a provider of MTS and WATS) for the provision of WATS Services. Special Access Services are ordered as set forth in 5.2 preceding.

**ACCESS SERVICE**6. Switched Access Service (Cont'd)6.7 Description and Provision of Feature Group C (FGC) (Cont'd)6.7.1 Description (Cont'd)

- (B) Feature Group C switching is provided at all end office switches unless Feature Group D end office switching is provided in the same office. When FGD switching is available, FGC switching will not be provided. FGC is provided at Telephone Company end office switches on a direct trunk basis or via Telephone Company designated access tandem switches. Feature Group C switching is furnished to providers of MTS and WATS. Additionally, originating Feature Group C switching is available to all customers when used to provide the Interim NXX Translation optional feature. Terminating Feature Group C switching is available to all customers who are not MTS and WATS providers only when such terminating access is for purposes of testing Feature Group C facilities provided in conjunction with the Interim NXX Translation optional feature.
- (C) FGC is provided as trunk side switching through the use of end office or access tandem switch trunk equipment. The switch trunk equipment is provided with answer and disconnect supervisory signaling. Wink start start-pulsing signals are provided in all offices where available. In those offices where wink start start-pulsing signals are not available, delay dial start-pulsing signals will be provided, unless immediate dial pulse signaling is provided, in which case no start-pulsing signals are provided.

**ACCESS SERVICE**6. Switched Access Service (Cont'd)6.7 Description and Provision of Feature Group C (FGC) (Cont'd)6.7.1 Description (Cont'd)

- (D) FGC is provided with multifrequency address signaling except in certain electromechanical end office switches where multifrequency signaling is not available. In such switches, the address signaling will be dial pulse or immediate dial pulse signaling, whichever is available. Up to 12 digits of the called party number dialed by the customer's end user using dual tone multifrequency or dial pulse address signals will be provided by Telephone Company equipment to the customer's premises where the Switched Access Service terminates. Such called party number signals will be subject to the ordinary transmission capabilities of the Local Transport provided.
- (E) No access code is required for FGC switching. The telephone number dialed by the customer's end user shall be a seven or ten digit number for calls in the North American Numbering Plan (NANP). For international calls outside the NANP, a seven to twelve digit number may be dialed. The form of the numbers dialed by the customer's end user is NXX-XXXX, 0 or 1 + NXX-XXXX, NPA + NXX-XXXX, 0 or 1 + NPA + NXX-XXXX, and, when the end office is equipped for International Direct Distance Dialing (IDDD), 01 + CC + NN or 011 + CC + NN.



**ACCESS SERVICE**6. Switched Access Service (Cont'd)6.7 Description and Provision of Feature Group C (FGC) (Cont'd)6.7.1 Description (Cont'd)

- (F) FGC switching, when used in the terminating direction, may be used to access valid NXXs in the LATA, time or weather announcement services of the Telephone Company, community information services of an information provider, and other customer's services (by dialing the appropriate codes) when the services can be reached using valid NXX codes. When directly routed to an end office, only those valid NXX codes served by that office may be accessed. When routed through an access tandem, only those valid NXX codes served by offices subtending the access tandem may be accessed. Where measurement capabilities exist, the customer will also be billed additional non-access charges for calls to certain community information services, for which rates are applicable under Telephone Company exchange service tariffs, e.g., 976 (DIAL IT) Network Services. Additionally, non-access charges will also be billed for calls from a FGC trunk to another customer's service in accordance with that customer's applicable service rates when the Telephone Company performs the billing function for that customer. Calls in the terminating direction will not be completed to 950-XXXX access codes, local operator assistance (0- and 0+), Directory Assistance (411 and 555-1212), service codes 611 and 911 and 101XXXX access codes. Calls will be completed to Directory Assistance (NPA-555-1212 or 555-1212) when FGC switching is combined with Directory Assistance switching. FGC may not be switched, in the terminating direction, to Switched Access Service Feature Groups B, C or D. (C)

**ACCESS SERVICE**6. Switched Access Service (Cont'd)6.7 Description and Provision of Feature Group C (FGC) (Cont'd)6.7.1 Description (Cont'd)

(G) The Telephone Company will establish a trunk group or groups for the customer at end office switches or access tandem switches where FGC switching is provided. When required by technical limitations, a separate trunk group will be established for each type of FGC switching arrangement provided. Different types of FGC or other switching arrangements may be combined in a single trunk group at the option of the Telephone Company.

(H) Unless prohibited by technical limitations the providers of MTS and WATS may, at their option, combine Interim NXX Translation traffic in the same trunk group arrangement with their non-Interim NXX Translation traffic. When required by technical considerations, or when provided to a customer other than the provider of MTS and WATS, or at the request of the customer (i.e., provider of MTS and WATS), a separate trunk group will be established for Interim NXX Translation traffic.

(I) Operator Transfer Service may be provided with FGC Switched Access Service at Telephone Company designated Operator Services locations.

The Telephone Company will provide Operator Transfer Service for calls originating from telephone numbers associated with exchange service lines in end offices subtending the Operator Services location. Operator Transfer Service is provided as set forth in 6.9.4 following.

(J) FGC switching is provided with multifrequency address signaling or out of band SS7 signaling where technically feasible. With multifrequency address signaling and SS7 signaling, up to 12 digits of the called party number dialed by the customer's end user using dual tone multifrequency or dial pulse address signals will be provided by Telephone Company equipment to the customer's premises where the Switched Access Service terminates. Such address signals will be subject to the ordinary transmission capabilities of the Local Transport provided.

(K) FGC service may not be used in conjunction with ESALT.

(N)

Transmittal No. 197

Issued: June 16, 2016

Effective: July 1, 2016

President  
7852 Walker Drive, Greenbelt, Maryland 20770

**ACCESS SERVICE**6. Switched Access Service (Cont'd)6.7 Description and Provision of Feature Group C (FGC) (Cont'd)6.7.2 Optional Features

Following are descriptions of the various nonchargeable and chargeable optional features that are available in lieu of, or in addition to, the standard features provided with Feature Group C. Nonchargeable optional features are provided as Common Switching, Transport Termination and Local Transport options as set forth in (A) through (C) following. Chargeable optional features are set forth in (D) following.

(A) Common Switching Options

Descriptions of the common switching optional features are set forth in 6.9 following.

- (1) Automatic Number Identification (ANI)
- (2) Signaling Options
  - (a) Delay Dial Start-Pulsing Signaling
  - (b) Immediate Dial Pulse Address Signaling
  - (c) Dial Pulse Address Signaling
- (3) Service Class Routing
- (4) Alternate Traffic Routing
- (5) Trunk Access Limitation
- (6) Band Advance Arrangement Associated with Special Access Service Utilized in the Provision of WATS Service
- (7) End Office End User Line Service Screening for Use with Special Access Service Utilized in the Provision of WATS Service
- (8) Hunt Group Arrangement for Use with Special Access Service Utilized in the Provision of WATS Service

**ACCESS SERVICE**6. Switched Access Service (Cont'd)6.7 Description and Provision of Feature Group C (FGC) (Cont'd)6.7.2 Optional Features (Cont'd)(A) Common Switching Options (Cont'd)

- (9) Uniform Call Distribution Arrangement for Use with Special Access Service Utilized in the Provision of WATS Services
- (10) Nonhunting Number Associated with a Hunt Group Arrangement or Uniform Call Distribution Arrangement for Use with Special Access Service Utilized in the Provision of WATS Services
- (11) Digital Switched 56 Service (N)

(B) Transport Termination Options

- (1) Operator Trunk - Coin, Non-Coin, or Combined Coin and Non-Coin

The Operator Trunk option is set forth in 6.9.2(B) following.

(C) Local Transport Options

- (1) Supervisory Signaling

The Supervisory Signaling optional feature, due to its technical nature, is set forth in 15.1.1 following.

- (2) Signaling System 7 (SS7)

The SS7 optional feature allows the customer to receive signals for out of band call set up and is available with Feature Group C. This option requires the establishment of a signaling connection between the customer's designated premises/SPOI and a Signaling Transfer Point (STP).

SS7 is provided in both the originating and terminating direction on FGC and each signaling connection is provisioned for two way SS7 signaling information.

**ACCESS SERVICE**6. Switched Access Service (Cont'd)6.7 Description and Provision of Feature Group C (FGC) (Cont'd)6.7.2 Optional Features (Cont'd)(C) Local Transport Options (Cont'd)

## (2) (Cont'd)

The SS7 optional feature is only available where designated in  
NATIONAL EXCHANGE CARRIER ASSOCIATION, INC.  
TARIFF F.C.C. NO. 4 to providers of MTS WATS for all traffic  
and to all other customers for originating calls to 800 numbers.

(x)  
|  
(x)

(3) Multifrequency Address Signaling(4) Calling Party Number (CPN)(5) Charge Number Parameter (CNP)(D) Chargeable Optional Features(1) Interim NXX Translation

The Interim NXX Translation Optional Feature is set forth in  
6.9.3(A) following.

(2) The Operator Transfer Service Optional Feature is provided as  
set forth in 6.9.4 following.(3) Common Channel Signaling/Signaling System 7 (CCS/SS7)  
Network Connection Service (CCSNC)

The CCSNC Optional Feature is provided as set forth in 6.9.5  
following.

(x) Filed under authority of Special Permission No. 93-598 of the Federal Communications  
Commission.

**ACCESS SERVICE**6. Switched Access Service (Cont'd)6.7 Description and Provision of Feature Group C (FGC) (Cont'd)6.7.3 Design and Traffic Routing

For Feature Group C, the Telephone Company shall design and determine the routing of Switched Access Service. Additionally, for Tandem Switched Transport, the Telephone Company will design and determine the routing from the first point of switching to the end office. The Telephone Company shall also decide if capacity is to be provided by originating only, terminating only, or two-way trunk groups. Finally, the Telephone Company will decide whether trunk side access will be provided through the use of two-wire or four-wire trunk terminating equipment.

(C)

(C)

Selection of facilities and equipment and traffic routing of the service are based on standard engineering methods, available facilities and equipment, and actual traffic patterns .

(C)

(C)

**ACCESS SERVICE**6. Switched Access Service (Cont'd)6.7 Description and Provision of Feature Group C (FGC) (Cont'd)6.7.4 Measuring Access Minutes

Customer traffic to end offices will be measured (i.e., recorded) by the Telephone Company at end office switches or access tandem switches. Originating and terminating calls will be measured or imputed by the Telephone Company to determine the basis for computing chargeable access minutes. In the event the customer message detail is not available because the Telephone Company lost or damaged tapes or incurred recording system outages, the Telephone Company will estimate the volume of lost customer access minutes of use based on previously known values.

For terminating calls over FGC when measurement capability exists, the measured minutes are the chargeable access minutes. For originating calls over FGC, chargeable originating access minutes are derived from recorded minutes in the following manner:

Step 1: Obtain recorded originating minutes and messages from the appropriate recording data.

Step 2: Obtain the total attempts by dividing the originating measured messages by the completion ratio. Completion ratios (CR) are obtained separately for the major call categories such as DDD, operator, 800, 900, directory assistance and international from a sample study which analyzes the ultimate completion status of the total attempts which receive acknowledgement from the customer. That is, Measured Messages divided by Completion Ratio equals Total Attempts.

**ACCESS SERVICE**6. Switched Access Service (Cont'd)6.7 Description and Provision of Feature Group C (FGC) (Cont'd)6.7.4 Measuring Access Minutes (Cont'd)

Step 3: Obtain the total non-conversation time additive (NCTA) by multiplying the total attempts (obtained in Step 2) by the NCTA per attempt ratio. The NCTA per attempt ratio is obtained from the sample study identified in Step 2 by measuring the non-conversation time associated with both completed and incomplete attempts. The total NCTA is the time on a completed attempt from customer acknowledgement of receipt of call to called party answer (set up and ringing) plus the time on an incomplete attempt from customer acknowledgement of call until the access tandem or end office receives a disconnect signal (ring - no answer, busy or network blockage). That is, Total Attempts times Non-Conversation Time per Attempt Ratio equals Total NCTA.

Step 4: Obtain total chargeable originating access minutes by adding the total NCTA (obtained in Step 3) to the recorded originating measured minutes (obtained in Step 1). That is, Measured Minutes plus NCTA equals Chargeable Originating Access Minutes.

Following is an example which illustrates how the chargeable originating access minutes are derived from the measured originating minutes using this formula.

Where:

Measured Minutes (M. Min.)	= 7,000
Measured Messages (M. Mes.)	= 1,000
Completion Ratio (CR)	= .75
NCTA per Attempt	= .4

$$(1) \quad \text{Total Attempts} = \frac{1,000(\text{M. Mes.})}{.75 (\text{CR})} = 1,333.3 \quad (T)$$

$$(2) \quad \text{Total NCTA} = .4 (\text{NCTA per Attempt}) \times 1,333.33 = 533.33$$

$$(3) \quad \text{Total Chargeable Originating Access Minutes} = 7,000 (\text{M. Min}) + 533.33 (\text{NCTA}) = 7,533.33$$

FGC access minutes or fractions thereof, the exact value of the fraction being a function of the switch technology where the measurement is made, are accumulated over the billing period for each end office, and are then rounded up to the nearest access minute for each end office.



**ACCESS SERVICE**6. Switched Access Service (Cont'd)6.7 Description and Provision of Feature Group C (FGC) (Cont'd)6.7.4 Measuring Access Minutes (Cont'd)Originating Usage

For originating calls over FGC, provided with Multi-Frequency Signaling, usage measurement begins when the originating FGC first point of switching receives answer supervision from the customer's point of termination, indicating the called party has answered.

For originating calls over FGC provided with Signaling System 7 (SS7) Signaling when the FGC end office is not routed through an access tandem for connection to the customer, usage measurement begins when the SS7 Initial Address Message is sent from the Service Switching Point (SSP) to the Signal Transfer Point (STP) .

(T)

For originating calls over FGC provided with Signaling System 7 (SS7) Signaling when the FGC end office is routed through a tandem for connection to the customer, usage measurement begins when the FGC end office receives the SS7 Exit Message from the tandem.

The measurement of originating call usage over FGC provided with Multi-Frequency Signaling ends when the originating FGC first point of switching receives disconnect supervision from either the originating end user's end office, indicating the originating end user has disconnected, or the customer's point of termination, whichever is recognized first by the first point of switching.

The measurement of originating call usage over FGC provided with SS7 Signaling ends when the originating FGC end office receives an SS7 Release Message indicating either the originating or terminating end user has disconnected.

Terminating Usage

For terminating calls over FGC the chargeable access minutes are either measured or derived. For terminating calls over FGC where measurement capability does not exist, terminating FGC usage is derived from originating usage, excluding usage from calls to closed end services or Directory Assistance Services.

**ACCESS SERVICE**6. Switched Access Service (Cont'd)6.7 Description and Provision of Feature Group C (FGC) (Cont'd)6.7.4 Measuring Access Minutes (Cont'd)Terminating Usage (Cont'd)

For terminating calls over FGC provided with Multi-Frequency Signaling, where measurement capability exists, the measurement of chargeable access minutes begins when the terminating FGC first point of switching receives answer supervision from the terminating end user's end office, indicating the terminating end user has answered. This measurement ends when the terminating FGC first point of switching receives an on-hook supervisory signal from the terminating end user's end office, indicating the terminating end user has disconnected, or the customer's point of termination, whichever is recognized first by the first point of switching.

For terminating calls over FGC with SS7 signaling, usage measurement begins when the terminating recording switch receives answer supervision from the terminating end user. The Telephone Company switch receives answer supervision and sends the indication to the customer in the form of an answer message. The measurement of terminating FGC call usage ends when the entry switch receives or sends a Release Message, whichever occurs first.

(T)

**ACCESS SERVICE**6. Switched Access Service (Cont'd)6.7 Description and Provision of Feature Group C (FGC) (Cont'd)6.7.5 Design Blocking Probability

The Telephone Company will design the facilities used in the provision of Switched Access Service FGC to meet the blocking probability criteria as set forth in (A) and (B) following.

- (A) For Feature Group C, the design blocking objective will be no greater than one percent (.01) between the point of termination at the customer's designated premises and the first point of switching when traffic is directly routed without an alternate route. Standard traffic engineering methods will be used by the Telephone Company to determine the number of transmission paths required to achieve this level of blocking.
- (B) The Telephone Company will perform routine measurement functions to assure that an adequate number of transmission paths are in service. The Telephone Company will recommend that additional capacity (i.e., busy hour minutes of capacity) be ordered by the customer when additional paths are required to reduce the measured blocking to the designed blocking level. For the capacity ordered, the design blocking objective is assumed to have been met if the routine measurements show that the measured blocking does not exceed the threshold listed in the following tables.

**ACCESS SERVICE**6. Switched Access Service (Cont'd)6.7 Description and Provision of Feature Group C (FGC) (Cont'd)6.7.5 Design Blocking Probability (Cont'd)

(T)

(B) (Cont'd)

- (1) For transmission paths carrying only first routed traffic direct between an end office and customer's designated premises without an alternate route, and for paths carrying only overflow traffic, the measured blocking thresholds are as follows:

Number of Transmission Paths Per Trunk Group	Measured Blocking Thresholds in the Time Consistent Busy Hour for the Number of Measurements Taken Between 8:00 a.m. and 11:00 p.m. Per Trunk Group			
	15-20	11-14	7-10	3-6
	Measurements	Measurements	Measurements	Measurements
2	7%	8%	9%	14%
3	5%	6%	7%	9%
4	5%	6%	7%	8%
5-6	4%	5%	6%	7%
7 or more	3%	3.5%	4%	6%

- (2) For transmission paths carrying first routed traffic between an end office and customer's premises via an access tandem, the measured blocking thresholds are as follows:

Number of Transmission Paths Per Trunk Group	Measured Blocking Thresholds in the Time Consistent Busy Hour for the Number of Measurements Taken Between 8:00 a.m. and 11:00 p.m. Per Trunk Group			
	15-20	11-14	7-10	3-6
	Measurements	Measurements	Measurements	Measurements
2	4.5%	5.5%	6.0%	9.5%
3	3.5%	4.0%	4.5%	6.0%
4	3.5%	4.0%	4.5%	5.5%
5-6	2.5%	3.5%	4.0%	4.5%
7 or more	2.0%	2.5%	3.0%	4.0%

**ACCESS SERVICE**6. Switched Access Service (Cont'd)6.7 Description and Provision of Feature Group C (FGC) (Cont'd)6.7.6 Testing Capabilities

FGC is provided, in the terminating direction where equipment is available, with seven digit access to balance (100 type) test line, milliwatt (102 type) test line, nonsynchronous or synchronous test line, automatic transmission measuring (105 type) test line, data transmission (107 type) test line, loop around test line, short circuit test line and open circuit test line. In addition to the tests described in 6.2.4 preceding which are included with the installation of service (Acceptance Testing) and as ongoing routine testing, Additional Cooperative Acceptance Testing, Additional Automatic Testing and Additional Manual Testing are available as set forth in 13.3.1 following.

**ACCESS SERVICE**6. Switched Access Service (Cont'd)6.8 Description and Provision of Feature Group D (FGD)6.8.1 Description

- (A) FGD Access, which is available to all customers, provides trunk side access to Telephone Company end office switches. Special Access Services utilized for connection with FGD at Telephone Company designated WATS Serving offices as set forth in Section 7 following may be ordered separately by a customer other than the customer which orders the FGD Switched Access Service for the provision of WATS or WATS-type services. Special Access Services are ordered as set forth in 5.2 preceding. Internet Protocol Gateway Access Service (IPG) utilized for connection with FGD at Telephone Company designated IPG SWCs as set forth in Section 16.9, following, is ordered as set forth in Section 5.2, preceding.
- (B) FGD is provided at Telephone Company designated end office switches whether routed directly or via Telephone Company designated electronic access tandem switches. The Telephone Company will designate the first point(s) of switching for FGD services where the Telephone Company elects to provide equal access through a centralized equal access arrangement. Those Telephone Company offices providing equal access through centralized arrangements are identified in NATIONAL EXCHANGE CARRIER ASSOCIATION, INC. TARIFF F.C.C. NO. 4.
- (C) FGD is provided as trunk side switching through the use of end office or access tandem switch trunk equipment. The switch trunk equipment is provided with wink start start-pulsing signals and answer and disconnect supervisory signaling.
- (D) FGD switching is provided with multifrequency address signaling or out of band SS7 signaling. With multifrequency address signaling and SS7 signaling, up to 12 digits of the called party number dialed by the customer's end user using dual tone multifrequency or dial pulse address signals will be provided by Telephone Company equipment to the customer's premises where the Switched Access Service terminates. Such address signals will be subject to the ordinary transmission capabilities of the Local Transport provided.

(N)  
|  
(N)

Transmittal No. 184

Issued: August 15, 2014

Effective: August 30, 2014

President  
7852 Walker Drive, Greenbelt, Maryland 20770

**ACCESS SERVICE**6. Switched Access Service (Cont'd)6.8 Description and Provision of Feature Group D (FGD) (Cont'd)6.8.1 Description (Cont'd)

- (E) FGD switching, when used in the terminating direction, may be used to access valid NXXs in the LATA, time or weather announcement services of the Telephone Company, community information services of an information service provider, and other customers' services (by dialing the appropriate codes) when such services can be reached using valid NXX codes. When directly routed to an end office, only those valid NXX codes served by that office may be accessed. When routed through an access tandem, only those valid NXX codes served by end offices subtending the access tandem may be accessed. The customer will also be billed additional non-access charges for calls to certain community information services, for which rates are applicable under Telephone Company exchange service tariffs, e.g., 976 (DIAL-IT) Network Service. Additionally, non-access charges will also be billed for calls from a FGD trunk to another customer's service in accordance with that customer's applicable service rates when the Telephone Company performs the billing function for that customer. Calls in the terminating direction will not be completed to 950-XXXX access codes, local operator assistance (0- and 0+), Directory Assistance (411 and 555-1212), service codes 611 and 911 and 101XXXX access codes. Calls will be completed to Directory Assistance (NPA-555-1212 or 555-1212) when FGD switching is combined with Directory Assistance switching. FGD may not be switched, in the terminating direction, to Switched Access Service Feature Groups B, C or D.

(C)

**ACCESS SERVICE**6. Switched Access Service (Cont'd)6.8 Description and Provision of Feature Group D (FGD) (Cont'd)6.8.1 Description (Cont'd)

(F) The Telephone Company will establish a trunk group or groups for the customer at end office switches or access tandem switches where FGD switching is provided. When required by technical limitations, a separate trunk group will be established for each type of FGD switching arrangement provided. Different types of FGD or other switching arrangements may be combined in a single trunk group at the option of the Telephone Company.

(G) The access code for FGD switching is a uniform access code of the form 101XXXX. A uniform access code(s) will be the assigned number of all FGD access provided to the customer by the Telephone Company. No access code is required for calls to a customer over FGD Switched Access Service if the end user's telephone exchange service is arranged for presubscription to that customer, as set forth in 13.4 following.

(C)

Where no access code is required, the number dialed by the customer's end user shall be a seven or ten digit number for calls in the North American Numbering Plan (NANP). For international calls outside the NANP, a seven to twelve digit number may be dialed. The form of the numbers dialed by the customer's end user is NXX-XXXX, 0 or 1 + NXX-XXXX, NPA + NXX-XXXX, 0 or 1 + NPA + NXX-XXXX, and, when the end office is equipped for International Direct Distance Dialing (IDDD), 01 + CC + NN or 011 + CC + NN.

When the 101XXXX access code is used, FGD switching also provides for dialing the digit 0 for access to the customer's operator, 911 for access to the Telephone Company's emergency reporting service, or the end-of-dialing digit (#) for cut-through access to the customer designated premises.

(C)

(D)

(D)



**ACCESS SERVICE**6. Switched Access Service (Cont'd)6.8 Description and Provision of Feature Group D (FGD) (Cont'd)6.8.1 Description (Cont'd)

- (H) FGD switching will be arranged to accept calls from telephone exchange service locations without the need for dialing the 101XXXX uniform access code. Each telephone exchange service line may be marked with a code to identify which 101XXXX code its calls will be directed to for interLATA service. (C)
- (I) Unless prohibited by technical limitations, the customer's Interim NXX Translation traffic may, at the option of the customer, be combined in the same trunk group arrangement with the customer's non- Interim NXX Translation traffic. When required by technical limitations, or at the request of the customer, a separate trunk group will be established for Interim NXX Translation traffic. (C)
- (J) When a customer has had FGB access in an end office and subsequently replaces the FGB access with FGD access, at the mutual agreement of the customer and the Telephone Company, the Telephone Company will direct calls dialed by the customer's end users using the customer's previous FGB access code to the customer's FGD access service. The customer must be prepared to handle normally dialed FGD calls, as well as calls dialed with the FGB access code which requires the customer to receive additional address signaling from the end user. Such calls will be rated as FGD. The Telephone Company may, with 90 days' written notice to the customer, discontinue this arrangement.
- (K) For FGD switched access service to a Wireless Switching Center (WSC) directly interconnected to a Telephone Company access tandem office, the customer will be billed only the Local Transport premium rate element for the FGD usage. The mileage used to determine the monthly rate for the local transport rate element is as set forth in 6.4.6(H) preceding.

**ACCESS SERVICE**6. Switched Access Service (Cont'd)6.8 Description and Provision of Feature Group D (FGD) (Cont'd)6.8.1 Description (Cont'd)

- (L) Operator Transfer Service (forwarding of 0- calls) may be provided with FGD Switched Access Service at Telephone Company designated Operator Services locations.

The Telephone Company will provide Operator Transfer Service for calls originating from telephone numbers associated with exchange service lines in end offices subtending the Operator Services location. Operator Transfer Service is provided as set forth in 6.9.4 following.

- (M) For FGD Switched Access Service between an end user's premises and an IPG SWC, the customer will be billed the applicable Local Switching, Information Surcharge and Tandem Switched Transport premium rate elements for its FGD usage. The mileage used to determine the monthly rate for the Tandem Switched Facility, when required, is as set forth in Section 6.4.6(J), preceding.

- (N) For FGD Switched Access Service between an end user's premises and an ESALT SWC, the customer will be billed the applicable Local Switching, Information Surcharge and Tandem Switched Transport premium rate elements for its FGD usage. The mileage used to determine the monthly rate for the Tandem Switched Facility, when required, is as set forth in Section 6.4.6, preceding.

(N)

(N)

Transmittal No. 197

Issued: June 16, 2016

Effective: July 1, 2016

President  
7852 Walker Drive, Greenbelt, Maryland 20770

**ACCESS SERVICE**6. Switched Access Service (Cont'd)6.8 Description and Provision of Feature Group D (FGD) (Cont'd)6.8.2 Optional Features

Following are the various nonchargeable and chargeable optional features that are available in lieu of, or in addition to, the standard features provided with Feature Group D. Nonchargeable Optional Features are provided as Common Switching, Transport Termination and Local Transport options as set forth in (A) through (C) following. Chargeable optional features are set forth in (D) following.

(A) Common Switching Options

Descriptions of the common switching optional features are set forth in 6.9 following.

- (1) Automatic Number Identification (ANI)
- (2) Service Class Routing
- (3) Alternate Traffic Routing
- (4) Trunk Access Limitation
- (5) Call Gapping Arrangement
- (6) International Carrier Option
- (7) Band Advance Arrangement for Use with Special Access Service Utilized in the Provision of WATS or WATS-Type Services
- (8) End Office End User Line Service Screening for Use with Special Access Service Utilized in the Provision of WATS or WATS-Type Services
- (9) Hunt Group Arrangement for Use with Special Access Service Utilized in the Provision of WATS or WATS-Type Services
- (10) Uniform Call Distribution Arrangement for Use with Special Access Service Utilized in the Provision of WATS or WATS-Type Services
- (11) Nonhunting Number Associated with Hunt Group Arrangement or Uniform Call Distribution Arrangement for Use with Special Access Service Utilized in the Provision of WATS or WATS-Type Services
- (12) Digital Switched 56 Service

**ACCESS SERVICE**6. Switched Access Service (Cont'd)6.8 Description and Provision of Feature Group D (FGD) (Cont'd)6.8.2 Optional Features (Cont'd)(B) Transport Termination Options(1) Operator Trunk - Full Feature

The Operator Trunk optional feature is set forth in 6.9.2(C) following.

(C) Local Transport Options(1) Supervisory Signaling

The Supervisory Signaling optional feature, due to its technical nature, is set forth in 15.1.1 following.

(2) Signaling System 7 (SS7)

The SS7 optional feature allows the customer to send and receive signals for out of band call set up and is available with Feature Group D. This option requires the establishment of a signaling connection between the customer's designated premises/ Signaling Point of Interface and a Telephone Company's Signaling Transfer Point (STP).

SS7 is provided in both the originating and terminating direction on FGD and each signaling connection is provisioned for two-way SS7 signaling information.

(3) Multifrequency Address Signaling(4) Calling Party Number (CPN) Parameter(5) Charge Number Parameter (CNP)(6) Carrier Selection Parameter (CSP)(D) Chargeable Optional Features(1) Interim NXX Translation

The Interim NXX Translation Optional Feature is set forth in 6.9.3(A) following.

(2) ESALT Real Time Class of Service/Quality of Service (RT CoS/QoS)

The ESALT RT CoS/QoS optional feature is set forth in Section 6.9.3(E), following.

(3) ESALT Entrance Facility Protection (EFP)

The ESALT EFP optional feature is set forth in Section 6.9.3(F), following.

(N)  
|  
(N)

Certain material previously found on this page now appears on Original Page 6-100.1.

Transmittal No. 197

Issued: June 16, 2016

Effective: July 1, 2016

President  
7852 Walker Drive, Greenbelt, Maryland 20770

**ACCESS SERVICE**

6. Switched Access Service (Cont'd)

6.8 Description and Provision of Feature Group D (FGD) (Cont'd)

6.8.2 Optional Features (Cont'd)

(D) Chargeable Optional Features (Cont'd)

(4) Operator Transfer Service

The Operator Transfer Service Optional Feature is provided as set forth in Section 6.10.3(B), following.

(5) Common Channel Signaling/Signaling System 7 (CCS/SS7) Network Connection Service (CCSNC)

The CCSNC Optional Feature is provided as set forth in Section 6.10.3(C), following.

(M)

(M)

Material currently found on this page formerly appeared on 2nd Revised Page 6-100.

Transmittal No. 197

**ACCESS SERVICE**6. Switched Access Service (Cont'd)6.8 Description and Provision of Feature Group D (FGD) (Cont'd)6.8.3 Design and Traffic Routing

For Feature Group D, the Telephone Company shall design and determine the routing of Tandem Switched Access Service, including the selection of the first point of switching and the selection of facilities from the interface to any switching point and to the end offices where busy hour minutes of capacity are ordered. The Telephone Company shall also decide if capacity is to be provided by originating only, terminating only, or two-way trunk groups. Finally, the Telephone Company will decide whether trunk side access will be provided through the use of two-wire or four-wire trunk terminating equipment.

For Feature Group D Direct Trunked Transport service, the Telephone Company will determine the routing of Switched Access Service from the point of interface to the first point of switching or, if the customer specified one or more hub locations for multiplexing, from the point of interface to the hub location, from one hub location to another hub location, and/or from a hub location to the first point of switching.

(T)

Selection of facilities and equipment and traffic routing of the service is based on standard engineering methods, available facilities and equipment, and actual traffic patterns. The Telephone Company will designate the first point(s) of switching and routing to be used where equal access is provided through a centralized equal access arrangement.

(T)

(D)

(D)

6.8.4 Measuring Access Minutes

Customer traffic to end offices will be recorded at end office switches or access tandem switches. Originating and terminating calls will be measured or derived to determine the basis for computing chargeable access minutes. In the event the customer message detail is not available because the Telephone Company lost or damaged tapes or incurred recording system outages, the Telephone Company will estimate the volume of lost customer access minutes of use based on previously known values.

FGD access minutes or fractions thereof, the exact value of the fraction being a function of the switch technology where the measurement is made, are accumulated over the billing period for each end office, and are then rounded up to the nearest access minute for each end office.

**ACCESS SERVICE**6. Switched Access Service (Cont'd)6.8 Description and Provision of Feature Group D (FGD) (Cont'd)6.8.4 Measuring Access Minutes (Cont'd)Originating Usage

For originating calls over FGD the measured minutes are the chargeable access minutes.

For originating calls over FGD, provided with Multi-Frequency Signaling, usage measurement begins when the originating FGD first point of switching receives the first wink supervisory signal forwarded from the customer's point of termination.

For originating calls over FGD provided with Signaling System 7 (SS7) Signaling when the FGD end office is not routed through an access tandem for connection to the customer, usage measurement begins when the SS7 Initial Address Message is sent from the Service Switching Point (SSP) to the Service Transfer Point (STP).

For originating calls over FGD provided with Signaling System 7 (SS7) Signaling when the FGD end office is routed through a tandem for connection to the customer, usage measurement begins when the FGD end office receives the SS7 Exit Message from the tandem. (T)

The measurement of originating call usage over FGD provided with Multi-Frequency Signaling ends when the originating FGD first point of switching receives disconnect supervision from either the originating end user's end office, indicating the originating end user has disconnected, or the customer's point of termination, whichever is recognized first by the first point of switching.

The measurement of originating call usage over FGD provided with SS7 Signaling ends when the originating FGD end office receives an SS7 Release Message indicating either the originating or terminating end user has disconnected.

**ACCESS SERVICE**6. Switched Access Service (Cont'd)6.8 Description and Provision of Feature Group D (FGD) (Cont'd)6.8.4 Measuring Access Minutes (Cont'd)Terminating Usage

For terminating calls over FGD the chargeable access minutes are either measured or derived.

For terminating calls over FGD provided with Multi-Frequency Signaling, where measurement capability exists, the measurement of chargeable access minutes begins when the terminating FGD first point of switching receives answer supervision from the terminating end user's end office, indicating the terminating end user has answered. This measurement ends when the terminating FGD first point of switching receives disconnect supervision from either the terminating end user's end office, indicating the terminating end user has disconnected, or the customer's point of termination, whichever is recognized first by the first point of switching.

For terminating calls over FGD, where measurement capability does not exist, terminating FGD usage is derived from originating usage, excluding usage from calls to closed end services or Directory Assistance Services.

For terminating calls over FGD with SS7 signaling, usage measurement begins when the terminating recording switch receives answer supervision from the terminating end user. The Telephone Company switch receives answer supervision and sends the indication to the customer in the form of an answer message. The measurement of terminating FGD call usage ends when the entry switch receives or sends a release message, whichever occurs first.



**ACCESS SERVICE**6. Switched Access Service (Cont'd)6.8 Description and Provision of Feature Group D (FGD) (Cont'd)6.8.5 Design Blocking Probability

The Telephone Company will design the facilities used in the provision of Switched Access Service FGD to meet the blocking probability criteria as set forth in (A) and (B) following.

(A) For Feature Group D, the design blocking objective will be no greater than one percent (.01) between the point of termination at the customer's designated premises and the end office switch, whether the traffic is directly routed without an alternate route or routed via an access tandem. Standard traffic engineering methods as set forth in reference document Telecommunications Transmission Engineering - Volume 3 - Networks and Services (Chapters 6-7) will be used by the Telephone Company to determine the number of transmission paths required to achieve this level of blocking.

(T) (x)  
|  
(x)

(B) The Telephone Company will perform routine measurement functions to assure that an adequate number of transmission paths are in service. The Telephone Company will recommend that additional capacity (i.e., busy hour minutes of capacity or trunks) be ordered by the customer when additional paths are required to reduce the measured blocking to the designed blocking level. For the capacity ordered, the design blocking objective is assumed to have been met if the routine measurements show that the measured blocking does not exceed the threshold listed in the following tables.

(x) Filed under authority of Special Permission No. 93-598 of the Federal Communications Commission.

**ACCESS SERVICE**6. Switched Access Service (Cont'd)6.8 Description and Provision of Feature Group D (FGD) (Cont'd)6.8.5 Design Blocking Probability (Cont'd)

## (B) (Cont'd)

- (1) For transmission paths carrying only first routed traffic direct between an end office and customer's designated premises without an alternate route, and for paths carrying only overflow traffic, the measured blocking thresholds are as follows:

Number of Transmission Paths Per Trunk Group	Measured Blocking Thresholds in the Time Consistent Busy Hour for the Number of Measurements Taken Between 8:00 a.m. and 11:00 p.m. Per Trunk Group			
	15-20	11-14	7-10	3-6
	Measurements	Measurements	Measurements	Measurements
2	7%	8.0%	9%	14.0%
3	5%	6.0%	7%	9.0%
4	5%	6.0%	7%	8.0%
5-6	4%	5.0%	6%	7.0%
7 or more	3%	3.5%	4%	6.0%

- (2) For transmission paths carrying first routed traffic between an end office and customer's premises via an access tandem, the measured blocking thresholds are as follows:

Number of Transmission Paths Per Trunk Group	Measured Blocking Thresholds in the Time Consistent Busy Hour for the Number of Measurements Taken Between 8:00 a.m. and 11:00 p.m. Per Trunk Group			
	15-20	11-14	7-10	3-6
	Measurements	Measurements	Measurements	Measurements
2	4.5%	5.5%	6.0%	9.5%
3	3.5%	4.0%	4.5%	6.0%
4	3.5%	4.0%	4.5%	5.5%
5-6	2.5%	3.5%	4.0%	4.5%
7 or more	2.0%	2.5%	3.0%	4.0%

**ACCESS SERVICE**6. Switched Access Service (Cont'd)6.8 Description and Provision of Feature Group D (FGD) (Cont'd)6.8.6 Network Blocking Charge

The customer will be notified by the Telephone Company to increase its capacity (busy hour minutes of capacity or quantities of trunks) when excessive trunk group blocking occurs on groups carrying Feature Group D traffic and the measured access minutes for that hour exceed the capacity purchased. Excessive trunk group blocking occurs when the blocking thresholds stated below are exceeded. They are predicated on time consistent, hourly measurements over a 30 day period excluding Saturdays, Sundays and national holidays. If the order for additional capacity has not been received by the Telephone Company within 15 days of the notification, the Telephone Company will bill the customer, at the rate set forth in 17.2.2 following, for each overflow in excess of the blocking threshold when (1) the average "30 day period" overflow exceeds the threshold level for any particular hour and (2) the "30 day period" measured average originating or two-way usage for the same clock hour exceeds the capacity purchased.

Blocking Thresholds

<u>Trunks in Service</u>	<u>1%</u>	<u>1/2%</u>
1-2	7.0%	4.5%
3-4	5.0%	3.5%
5-6	4.0%	2.5%
7 or greater	3.0%	2.0%

The 1% blocking threshold is for transmission paths carrying traffic direct (without an alternate route) between an end office and a customer's premises. The 1/2% blocking threshold is for transmission paths carrying first routed traffic between an end office and a customer's premises via an access tandem.

**ACCESS SERVICE**6. Switched Access Service (Cont'd)6.8 Description and Provision of Feature Group D (FGD) (Cont'd)6.8.7 Testing Capabilities

FGD is provided, in the terminating direction where equipment is available, with seven digit access to balance (100 type) test line, milliwatt (102 type) test line, nonsynchronous or synchronous test line, automatic transmission measuring (105 type) test line, data transmission (107 type) test line, loop around test line, short circuit test line and open circuit test line. In addition to the tests described in 6.2.4 preceding, which are included with the installation of service (Acceptance Testing) and as ongoing routine testing, Additional Cooperative Acceptance Testing, Additional Automatic Testing and Additional Manual Testing, are available as set forth in 13.3.1 following.

When SS7 Signaling is ordered, network compatibility and other testing will be performed cooperatively by the Telephone Company and the customer as specified in Technical References TR-TSV 000905.

(x)

(x) Filed under authority of Special Permission No. 93-598 of the Federal Communications Commission.

## **ACCESS SERVICE**

6. Switched Access Service (Cont'd)

6.9 Chargeable and Nonchargeable Optional Features

Following are descriptions of the various optional features that are available in lieu of, or in addition to, the standard features provided with the Feature Groups. They are provided as Common Switching, Transport Termination, Interim NXX Translation options or Operator Transfer Service option.

**ACCESS SERVICE**6. Switched Access Service (Cont'd)6.9 Chargeable and Nonchargeable Optional Features (Cont'd)6.9.1 Common Switching Nonchargeable Optional Features

The following table shows the Feature Groups with which the optional features are available.

<u>Option</u>	<u>Available Feature Groups</u>			
	<u>A</u>	<u>B</u>	<u>C</u>	<u>D</u>
A) Call Denial on Line or Hunt Group	X			
B) Service Code Denial on Line or Hunt Group	X			
C) Hunt Group Arrangement	X			
D) Uniform Call Distribution Arrangement	X			
E) Nonhunting Number for Use with Hunt Group or Uniform Call Distribution Arrangement	X			
F) Automatic Number Identification (ANI)		X	X	X
G) Up to 7 Digit Outpulsing of Access Digits to Customer	X			
H) Delay Dial Start-Pulsing Signaling		X		
I) Immediate Dial Pulse Address Signaling		X		
J) Dial Pulse Address Signaling		X		
K) Service Class Routing		X	X	
L) Alternate Traffic Routing		X	X	
M) Trunk Access Limitation		X	X	
N) Call Gapping Arrangement			X	
O) International Carrier Option			X	
P) Band Advance Arrangement for Use with Special Access Service Utilized in the Provision of WATS or WATS-Type Services	X	X	X	X
Q) End Office End User Line Service Screening for Use with Special Access Service Utilized in the Provision of WATS or WATS-Type Services			X	X
R) Hunt Group Arrangement for Use with Special Access Service Utilized in the Provision of WATS or WATS-Type Services	X	X	X	X
S) Uniform Call Distribution Arrangement for Use with Special Access Service Utilized in the Provision of WATS or WATS-Type Services	X	X	X	X
T) Nonhunting Number Associated with Hunt Group Arrangement or Uniform Call Distribution Arrangement for Use with Special Access Service Utilized in the Provision of WATS or WATS-Type Services	X	X	X	X
U) Digital Switched 56 Service			X	X
V) Multifrequency Address Signaling			X	X
W) Signaling System 7 (SS7) Signaling			X	X
X) Calling Party Number (CPN)				
Y) Carrier Selection Parameter (CSP)				X
Z) Charge Number Parameter (CNP)			X	X
AA) Flexible Automatic Number Identification (Flex ANI)				X (N)

**ACCESS SERVICE**6. Switched Access Service (Cont'd)6.9 Chargeable and Nonchargeable Optional Features (Cont'd)6.9.1 Common Switching Nonchargeable Optional Features (Cont'd)(A) Call Denial on Line or Hunt Group

This option allows for the screening of terminating Feature Group A calls. There are two screening arrangements available with this option as follows: 1) limiting terminating calls for completion to only 411 or 555-1212 whichever is available, 611, 911, 800 series service and a Telephone Company specified set of NXXs within the Telephone Company local exchange calling area of the dial tone office in which the arrangement is provided or, 2) limiting terminating calls to completion to only the NXXs associated with all end offices in the LATA, i.e., the call cannot be further switched or routed out of the LATA nor will calls be completed to 411 or 555-1212 whichever is available, 611, 911 or 800 series service. All other calls are routed to a reorder tone or recorded announcement. Arrangement 1 is provided in all Telephone Company electronic end offices and, where available, in electromechanical end offices. Arrangement 2 is provided where available. This feature is available with Feature Group A.

(C) (x)

(C) (x)

(B) Service Code Denial on Line or Hunt Group

This option allows for the screening of terminating calls within the LATA, and for disallowing completion of calls to 0-, 555 and N11 (e.g., 411, 611, and 911). This feature is provided where available in all Telephone Company end offices. It is available with Feature Group A.

(x) Filed under the authority of Special Permission No. 96-212 of the Federal Communications Commission.

**ACCESS SERVICE**6. Switched Access Service (Cont'd)6.9 Chargeable and Nonchargeable Optional Features (Cont'd)6.9.1 Common Switching Nonchargeable Optional Features (Cont'd)(C) Hunt Group Arrangement

This option provides the ability to sequentially access one of two or more line side connections in the originating direction, when the access code of the line group is dialed. This feature is provided in all Telephone Company end offices. It is available with Feature Group A. All Feature Group A access services in the same hunt group must provide off-hook supervisory signaling from the same point in time in the call sequence i.e., all off-hook supervisory signals must either be provided by the customer's equipment before the called party answers or all must be forwarded by the customer's equipment when the called party answers.

(D) Uniform Call Distribution Arrangement

This option provides a type of multiline hunting arrangement which provides for an even distribution of calls among the available lines in a hunt group. Where available, this feature is provided in Telephone Company electronic end offices only. It is available with Feature Group A.

(E) Nonhunting Number for Use with Hunt Group or Uniform Call Distribution Arrangement

This option provides access to an individual line within a multiline hunt or uniform call distribution group. When the nonhunting number is dialed, access is provided when it is idle, or busy tone is provided when it is busy. Where available, this feature is provided in Telephone Company electronic end offices only. It is available with Feature Group A.



**ACCESS SERVICE**6. Switched Access Service (Cont'd)6.9 Chargeable and Nonchargeable Optional Features (Cont'd)6.9.1 Common Switching Nonchargeable Optional Features (Cont'd)(F) Automatic Number Identification (ANI)

(1) This option provides the automatic transmission of a seven digit or ten digit number and information digits to the customer designated premises for calls originating in the LATA, to identify the calling station. The ANI feature is an end office software function which is associated on a call-by-call basis with:

(a) all individual transmission paths in a trunk group routed directly between an end office and a customer designated premises or, where technically feasible, with

(b) all individual transmission paths in a trunk group between an end office and an access tandem, and a trunk group between an access tandem and a customer designated premises.

(2) The seven digit ANI telephone number is generally available with Feature Groups B and C. With these Feature Groups, technical limitations may exist in Telephone Company switching facilities which require ANI to be provided only on a directly trunked basis. ANI will be transmitted on all calls except those originating from multiparty lines, pay telephones using Feature Group B, or when an ANI failure has occurred. Seven digit ANI is not available with SS7 Signaling.

(C)

**ACCESS SERVICE**6. Switched Access Service (Cont'd)6.9 Chargeable and Nonchargeable Optional Features (Cont'd)6.9.1 Common Switching Nonchargeable Optional Features (Cont'd)(F) Automatic Number Identification (ANI) (Cont'd)

(3) The ten digit ANI telephone number is only available with Feature Group D. The ten digit ANI telephone number consists of the Number Plan Area (NPA) plus the seven digit ANI telephone number. The ten digit ANI telephone number will be transmitted on all calls except those identified as multiparty line or ANI failure, in which case only the NPA will be transmitted (in addition to the information digit described below). Ten digit ANI is provided with multifrequency address signaling or SS7 signaling.

(4) With Feature Group C, at the option of the customer, ANI may be ordered from end offices where Telephone Company recording for end user billing is not provided. Additionally, ANI is provided from end offices where message detail recording is not required by the Telephone Company; as with 800 series service. ANI is not provided from end offices where the Telephone Company forwards ANI to its recording equipment.

(C) (x)

(C) (x)

(x) Filed under the authority of Special Permission No. 96-212 of the Federal Communications Commission.

**ACCESS SERVICE**6. Switched Access Service (Cont'd)6.9 Chargeable and Nonchargeable Optional Features (Cont'd)6.9.1 Common Switching Nonchargeable Optional Features (Cont'd)(F) Automatic Number Identification (ANI) (Cont'd)

- (5) Where complete ANI detail cannot be provided, e.g., on calls from 4 and 8 party services, information digits will be provided to the customer.

The information digits identify:

- (a) telephone number is the station billing number - no special treatment required,
- (b) multiparty line - telephone number is a 4- or 8- party line and cannot be identified - number must be obtained via an operator or in some other manner,
- (c) ANI failure has occurred in the end office switch which prevents identification of calling telephone number - must be obtained by operator or in some other manner,
- (d) hotel/motel originated call which requires room number identification,
- (e) coinless station, hospital, inmate, etc. call which requires special screening or handling by the customer, and
- (f) call is an Automatic Identified Outward Dialed (AIOD) call from customer premises equipment. The AIOD ANI telephone number is the listed telephone number of the customer and is not the telephone number of the calling party.

These ANI information digits are generally available with Feature Groups B, C, and D.

**ACCESS SERVICE**6. Switched Access Service (Cont'd)6.9 Chargeable and Nonchargeable Optional Features (Cont'd)6.9.1 Common Switching Nonchargeable Optional Features (Cont'd)(F) Automatic Number Identification (ANI) (Cont'd)

(6) Additional ANI information digits are available with Feature Group D also. They include:

- (a) InterLATA restricted - telephone number is identified line
- (b) InterLATA restricted - hotel/motel line
- (c) InterLATA restricted - coinless, hospital, inmate, etc., line

These information digits will be transmitted as agreed to by the customer and the Telephone Company.

Flexible Automatic Number Identification (Flex ANI) is an enhancement to ANI and is offered as a Common Switching Optional Feature Option of Feature Group D as described in 6.9.1(AA) following.

(C)  
(C)

(7) Restrictions on Use and Sale of ANI

- (a) Interstate access customers of this tariff may use ANI in the following manner:
  - (i) For billing and collection information, for routing, screening, and completing the originating subscriber's call or transaction, or for services directly related to the originating telephone subscriber's call or transaction.

The customer may use ANI to offer a product or service that is directly related to the products or services previously acquired from the customer by the originating subscriber.

**ACCESS SERVICE**6. Switched Access Service (Cont'd)6.9 Chargeable and Nonchargeable Optional Features (Cont'd)6.9.1 Common Switching Nonchargeable Optional Features (Cont'd)(F) Automatic Number Identification (ANI) (Cont'd)(7) Restrictions on Use and Sale of ANI (Cont'd)

(b) Interstate access customers of this tariff may not use ANI in the following manner:

- (i) Reusing or selling the telephone number or billing information without first notifying the originating telephone subscriber and obtaining the affirmative consent of such subscriber for such reuse or sale.
- (ii) Disclosing (except as permitted in (a), preceding), any information derived from the ANI for any purpose other than 1) performing the services or transactions that are the subject of the originating subscriber's call, 2) ensuring network performance security and the effectiveness of call delivery, 3) compiling, using, and disclosing aggregate information, and 4) complying with applicable law or legal process.

(N)

(N)

**ACCESS SERVICE**6. Switched Access Service (Cont'd)6.9 Chargeable and Nonchargeable Optional Features (Cont'd)6.9.1 Common Switching Nonchargeable Optional Features (Cont'd)(G) Up to 7 Digit Outpulsing of Access Digits to Customer

This option provides for the end office capability of providing up to 7 digits of the uniform access code (950-XXXX) to the customer designated premises.

The customer can request that only some of the digits in the access code be forwarded. The access code digits would be provided to the customer designated premises using multifrequency signaling, and transmission of the digits would precede the forwarding of ANI if that feature were provided. This feature is available with Feature Group B.

(H) Delay Dial Start-Pulsing Signaling

Where available, this option provides a method of indicating to the near end trunk circuit readiness to accept address signaling information by the far end trunk circuit. Delay dial is often referred to as an off-hook, on-hook signaling sequence. The delay dial signal is the off-hook interval and the start-pulsing signal is the on-hook interval. With integrity check, the calling office will not outpulse until a delay dial (off-hook) signal followed by a start-pulsing (on-hook) signal has been identified at the calling office. This option is available with Feature Group C.

**ACCESS SERVICE**6. Switched Access Service (Cont'd)6.9 Chargeable and Nonchargeable Optional Features (Cont'd)6.9.1 Common Switching Nonchargeable Optional Features (Cont'd)(I) Immediate Dial Pulse Address Signaling

Where available, this option provides for the forwarding of dial pulses from the Telephone Company end office to the customer without the need of a start-pulsing signal from the customer. It is available with Feature Group C.

(J) Dial Pulse Address Signaling

Where available, this trunk side option provides for the transmission of number information, e.g., called number, between the end office switching system and the customer designated premises (in either direction) by means of direct current pulses. It is available with Feature Group C.

(K) Service Class Routing

This option provides the capability of directing originating traffic from an end office to a trunk group to a customer designated premises, based on the line class of service (e.g., coin, multiparty or hotel/motel), service prefix indicator (e.g., 0-, 0+, 01+ or 011+) or Service Access Code (e.g., 800, 888 or 900). It is provided in suitably equipped end office or access tandem switches. It is available with Feature Groups C and D.

(C) (x)  
(C) (x)

(x) Filed under the authority of Special Permission No. 96-212 of the Federal Communications Commission.

**ACCESS SERVICE**6. Switched Access Service (Cont'd)6.9 Chargeable and Nonchargeable Optional Features (Cont'd)6.9.1 Common Switching Nonchargeable Optional Features (Cont'd)(L) Alternate Traffic Routing

When the customer orders both Direct Trunked Transport and Tandem Switched Transport at the same end office, this option provides the capability of directing originating traffic from an end office (or appropriately equipped access tandem) to a trunk group (the "high usage" group) to a customer designated premises until that group is fully loaded, and then delivering additional originating traffic (the "overflowing" traffic) from the same end office or access tandem to a different trunk group (the "final" group) to a second customer designated premises. The customer shall specify the last trunk CCS desired for the high usage group. It is provided in suitably equipped end office or access tandem switches. It is available with Feature Groups B, C and D.

(C)

(C)

(C)

(M) Trunk Access Limitation

This option provides for the routing of originating 900 service calls to a specified number of transmission paths in a trunk group, in order to limit (choke) the completion of such traffic to the customer. Calls to the designated service which could not be completed over the subset of transmission paths in the trunk group, i.e., the choked calls, would be routed to reorder tone. It is provided in all Telephone Company electronic end offices and where available in electromechanical end offices. It is available with Feature Groups C and D.



**ACCESS SERVICE**6. Switched Access Service (Cont'd)6.9 Chargeable and Nonchargeable Optional Features (Cont'd)6.9.1 Common Switching Nonchargeable Optional Features (Cont'd)(N) Call Gapping Arrangement

This option, provided in suitably equipped end office switches, provides for the routing of originating calls to 900 service to be switched in the end office to all transmission paths in a trunk group at a prescribed rate of flow, e.g., one call every five seconds, in order to limit (choke) the completion of such traffic to the customer. Calls to the designated service which are denied access by this feature, i.e., the choked calls, would be routed to a no-circuit announcement. It is provided in selected Feature Group D equipped end offices and is available only with Feature Group D.

(O) International Carrier Option

This option allows for Feature Group D end offices or access tandem switches equipped for International Direct Distance Dialing to be arranged to forward the international calls of one or more international carriers to the customer (i.e., the Telephone Company is able to route originating international calls to a customer other than the one designated by the end user either through presubscription or 101XXXX dialing). This arrangement requires provision of written verification to the Telephone Company that the customer is authorized to forward such calls. The written verification must be in the form of a letter of agency authorizing the customer to order the option on behalf of the international carrier. This option is only provided at Telephone Company end offices or access tandems equipped for International Direct Distance Dialing and is available only with Feature Group D.

(C)

**ACCESS SERVICE**6. Switched Access Service (Cont'd)6.9 Chargeable and Nonchargeable Optional Features (Cont'd)6.9.1 Common Switching Nonchargeable Optional Features (Cont'd)(P) Band Advance Arrangement for Use with Special Access Service Utilized in the Provision of WATS or WATS-Type Services

This option, which is provided in association with two or more Special Access Service groups, provides for the automatic overflow of terminating calls to a second Special Access Service group, when the first group has exceeded its call capacity. This option is available with Feature Groups A, B, C and D.

(Q) End Office End User Line Service Screening for Use with Special Access Service Utilized in the Provision of WATS or WATS-Type Services

This option provides the ability to verify that an end user has dialed a called party address (by screening the called NPA and/or NXX on the basis of geographical bands selected by the Telephone Company) which is in accordance with that end user's service agreement with the customer, e.g., WATS. This option is provided in all Telephone Company electronic end offices and, where available, in electromechanical end offices which are designated as WATS Serving Offices. It is available with Feature Groups C and D.

(R) Hunt Group Arrangement for Use with Special Access Service Utilized in the Provision of WATS or WATS-Type Services

This option provides the ability to sequentially access one of two or more Special Access Services utilized in the provision of WATS services (e.g., 800 Series Service Special Access services) in the terminating direction, when the hunting number of the Special Access Service group is forwarded from the customer to the Telephone Company. This feature is provided in all Telephone Company designated WATS Serving Offices. It is available with Feature Groups A, B, C and D.

(C) (x)

(x) Filed under the authority of Special Permission No. 96-212 of the Federal Communications Commission.

**ACCESS SERVICE**6. Switched Access Service (Cont'd)6.9 Chargeable and Nonchargeable Optional Features (Cont'd)6.9.1 Common Switching Nonchargeable Optional Features (Cont'd)(S) Uniform Call Distribution Arrangement for Use with Special Access Service Utilized in the Provision of WATS or WATS-Type Services

This option provides a type of multiline hunting arrangement which provides for an even distribution of terminating calls among the available Special Access Services utilized in the provision of WATS or WATS-type Services in the hunt group. Where available, this feature is only provided in Telephone Company designated WATS Serving Offices. It is available with Feature Groups A, B, C and D.

(T) Nonhunting Number Associated with Hunt Group Arrangement or Uniform Call Distribution Arrangement for Use with Special Access Service Utilized in the Provision of WATS or WATS-Type Services

This option provides an arrangement, for an individual Special Access Service utilized in the provision of WATS or WATS-type Services within a multiline hunt or uniform call distribution group, that provides access to that Special Access Service within the hunt or uniform call distribution group when it is idle or provides busy tone when it is busy, when the nonhunting number is dialed, without hunting to the next idle number. Where available, this feature is only provided in Telephone Company designated WATS Serving Offices. It is available with Feature Groups A, B, C and D.

(U) Digital Switched 56 Service

This option provides for a connection between a customer's premise and a suitably equipped end user's premise which uses end office switching and facilities capable of transmitting digital data up to 56 Kilobits per second. Digital Switched 56 Service is only available in appropriately provisioned Feature Group C and Feature Group D offices as set forth in NATIONAL EXCHANGE CARRIER ASSOCIATION, INC. TARIFF F.C.C. NO. 4.

(C)  
(x)  
(x)

(x) Filed under authority of Special Permission No. 93-598 of the Federal Communications Commission.

**ACCESS SERVICE**6. Switched Access Service (Cont'd)6.9 Chargeable and Nonchargeable Optional Features (Cont'd)6.9.1 Common Switching Nonchargeable Optional Features (Cont'd)(V) Multifrequency Address Signaling

Multifrequency Address Signaling is available as an optional feature with FGC and FGD. This feature provides for the transmission of number information and control signals (e.g., number address signals, automatic number identification) between the end office switch and the customer's premises (in either direction). Multifrequency signaling arrangements make use of pairs of frequencies out of a group of six frequencies. Specific information transmitted is dependent upon feature group and call type (i.e., POTS, coin or operator). This feature is not available in combination with SS7 signaling.

(W) Signaling System 7 (SS7) Signaling

This feature provides common channel out of band transmission of address and supervisory SS7 protocol signaling information between the end office switch or the tandem office switching system and the customer's designated premises. The signaling information is transmitted over facilities provided with the Common Channel Signaling/Signaling System 7 Network Connection Service (CCSNC) as specified in 6.1.3(A)(3) preceding. This feature is available with FGC and FGD and will be provided in accordance with the SS7 Interconnect specifications described in Technical Reference TR-TSV-000905.

(C)  
(x)  
(x)

(X) Calling Party Number (CPN)

This feature provides for the automatic transmission of the ten digit directory number, associated with a calling station, to the customer's premises for calls originating in the LATA. The ten digit telephone number consists of the NPA plus the seven digit telephone number, which may or may not be the same number as the calling station's charge number. The ten digit telephone number will be coded as presented, or restricted via a "privacy indicator" for delivery to the called end user. This feature is automatically provided with originating FGC and FGD with SS7 signaling. CPN is available where technically feasible.

(C)

(x) Filed under authority of Special Permission No. 93-598 of the Federal Communications Commission.

**ACCESS SERVICE**6. Switched Access Service (Cont'd)6.9 Chargeable and Nonchargeable Optional Features (Cont'd)6.9.1 Common Switching Nonchargeable Optional Features (Cont'd)(X) Calling Party Number (CPN) (Cont'd)

(N)

(1) Restrictions on Use and Sale of CPN

(a) Interstate access customers of this tariff may use CPN in the following manner:

- (i) For billing and collection information, for routing, screening, and completing the originating subscriber's call or transaction, or for services directly related to the originating telephone subscriber's call or transaction.

The customer may use CPN to offer a product or service that is directly related to the products or services previously acquired from the customer by the originating subscriber.

(b) Interstate access customers of this tariff may not use CPN in the following manner:

- (i) Reusing or selling the telephone number or billing information without first notifying the originating telephone subscriber and obtaining the affirmative consent of such subscriber for such reuse or sale.
- (ii) Disclosing (except as permitted in (a), preceding) any information derived from the CPN for any purpose other than 1) performing the services or transactions that are the subject of the originating subscriber's call, 2) ensuring network performance security and the effectiveness of call delivery, 3) compiling, using, and disclosing aggregate information, and 4) complying with applicable law or legal process.

(N)

**ACCESS SERVICE**6. Switched Access Service (Cont'd)6.9 Chargeable and Nonchargeable Optional Features (Cont'd)6.9.1 Common Switching Nonchargeable Optional Features (Cont'd)(Y) Carrier Selection Parameter (CSP)

This feature provides for the automatic transmission of a signaling indicator which signifies to the customer whether or not the call being processed originated from a presubscribed line. If the line was presubscribed, the indicator will signify if the end user did or did not dial 101XXXX. This feature is provided with originating FGD with SS7 signaling. (C)

(Z) Charge Number Parameter (CNP)

(1) The CNP Parameter is equivalent to the existing ten digit Automatic Number Identification (ANI) available with FGC where technically feasible and FGD with MF signaling. The CNP Parameter provides for the automatic transmission of the ten digit billing number of the calling station and the originating line information. This feature is provided with originating FGC and FGD with SS7 signaling.

(2) Restrictions on Use and Sale of CNP

(a) Interstate access customers of this tariff may use CNP in the following manner:

(i) For billing and collection information, for routing, screening and completing the originating subscriber's call or transaction, or for services directly related to the originating telephone subscriber's call or transaction.

The customer may use CNP to offer a product or service that is directly related to the products or services previously acquired from the customer by the originating subscriber.

**ACCESS SERVICE**6. Switched Access Service (Cont'd)6.9 Chargeable and Nonchargeable Optional Features (Cont'd)6.9.1 Common Switching Nonchargeable Optional Features (Cont'd)(Z) Charge Number Parameter (CNP) (Cont'd)(2) Restrictions on Use and Sale of CNP (Cont'd)(b) Interstate access customers of this tariff may not use CNP in the following manner:

- (i) Reusing or selling the telephone number or billing information without first notifying the originating telephone subscriber and obtaining the affirmative consent of such subscriber for such reuse or sale.
- (ii) Disclosing, except as permitted in (a), preceding, any information derived from the CNP for any purpose other than 1) performing the services or transactions that are the subject of the originating subscriber's call, 2) ensuring network performance security and the effectiveness of call delivery, 3) compiling, using, and disclosing aggregate information, and 4) complying with applicable law or legal process.

(N)

(N)

**ACCESS SERVICE**6. Switched Access Service (Cont'd)6.9 Chargeable and Nonchargeable Optional Features (Cont'd)6.9.1 Common Switching Nonchargeable Optional Features (Cont'd)(Z) Charge Number Parameter (CNP) (Cont'd)(2) Restrictions on Use and Sale of CNP (Cont'd)

(b) Interstate access customers of this tariff may not use CNP in the following manner:

- (i) Reusing or selling the telephone number or billing information without first notifying the originating telephone subscriber and obtaining the affirmative consent of such subscriber for such reuse or sale.
- (ii) Disclosing, except as permitted in (a), preceding, any information derived from the CNP for any purpose other than 1) performing the services or transactions that are the subject of the originating subscriber's call, 2) ensuring network performance security and the effectiveness of call delivery, 3) compiling, using, and disclosing aggregate information, and 4) complying with applicable law or legal process.

(N)

(N)



**ACCESS SERVICE**6. Switched Access Service (Cont'd)6.9 Chargeable and Nonchargeable Optional Features (Cont'd)6.9.1 Common Switching Nonchargeable Optional Features (Cont'd)(AA) Flexible Automatic Number Identification (Flex ANI)

(N)

Flex ANI is a Common Switching Optional Feature that enhances the existing Automatic Number Identification (ANI) optional feature (described in 6.9.1 (F) preceding) by allowing Feature Group D (FGD) customers to receive additional information digits. Flex ANI provides additional values for these information digits over and above the values currently available with ANI and is used to identify additional call types, e.g., 27 for pay telephones requiring central office coin supervision capability, 29 for prison/inmate pay telephones, and 70 for pay telephones not requiring central office coin supervision. Flex ANI can also be used to provide Originating Line Screening (OLS) service. OLS service is described in 13.10 following.

Flex ANI information digits are two digits in length and are activated through switched software program updates. These codes precede the 10-digit directory number of the calling line and are part of the signaling protocol in equal access end offices. The information digits are outpulsed by the switching system along with the directory number from the originating end office and are sent to the receiving office for billing, routing, or special handling purposes.

Customers who have ANI but do not order Flex ANI, will continue to receive the information digits associated with ANI. Flex ANI digits are assigned by the North American Numbering Plan Administrator. The Telephone Company will make available those information digits that are mutually agreed to by the customer and the Telephone Company.

Flex ANI is available to customers with FGD Switched Access Service equipped with ANI. Flex ANI is available in suitably equipped end offices.

(N)

**ACCESS SERVICE**6. Switched Access Service (Cont'd)6.9 Chargeable and Nonchargeable Optional Features (Cont'd)6.9.2 Transport Termination Nonchargeable Optional Features(A) Rotary Dial Station Signaling

This option provides for the transmission of called party address signaling from rotary dial stations to the customer designated premises for originating calls. This option is provided in the form of a specific type of Transport Termination. It is available with Feature Group B, only on a directly trunked basis.

(B) Operator Trunk - Coin, Non-Coin, or Combined Coin and Non-Coin

This option may be ordered to provide coin, non-coin, or combined coin and non-coin operation. It is available only with Feature Group C and is provided in electronic end offices and other Telephone Company end offices where equipment is available. It is provided as a trunk type of Transport Termination.

Coin, Non-Coin:

This arrangement provides for initial coin return control, except in the case of non-coin, and routing of 0+, 0-, 1+, 01+ or 011+ prefixed originating coin and non-coin calls requiring operator assistance to the customer designated premises. Because operator assisted coin calling traffic is routed over a trunk group dedicated to operator assisted calls, this arrangement is only provided in association with the Service Class Routing option.

This arrangement is normally ordered by the customer in conjunction with the ANI optional feature, since the preponderance of trunk groups equipped with this arrangement will be terminated in the customer's automated operator services systems, rather than in the customer's manual cord boards.

## ACCESS SERVICE

6. Switched Access Service (Cont'd)

6.9 Chargeable and Nonchargeable Optional Features (Cont'd)

6.9.2 Transport Termination Nonchargeable Optional Features

(B) Operator Trunk - Coin, Non-Coin, or Combined Coin and Non-Coin (Cont'd)

Combined Coin and Non-Coin:

When so equipped, the ANI optional feature provides for the forwarding of information digits which identify that the call has originated from a hotel or motel, and whether room number identification is required, or that special screening is required, e.g., for coinless pay telephones, dormitory or inmate stations, or other screening arrangements agreed to between the customer and the Telephone Company. (C)

(C) Operator Trunk - Full Feature

This option provides the initial coin return control function to the customer's operator. It is available with Feature Group D and is provided as a trunk type for Transport Termination. This feature is not available with SS7 signaling.

**ACCESS SERVICE**6. Switched Access Service (Cont'd)6.9 Chargeable and Nonchargeable Optional Features (Cont'd)6.9.3 Chargeable Optional Features(A) Interim NXX Translation

This service is an originating offering utilizing trunk side Switched Access Service and provides a customer identification function based on the dialed SAC and NXX code.

For example, when an 1+900+NXX-XXXX call is originated by an end user, the Telephone Company will perform the customer identification function based on the dialed digits to determine the customer location to which the call is to be routed. If the call originates from an end office switch not equipped to provide the customer identification function, the call will be routed to an office at which the function is available. Once customer identification has been established, the call will be routed to that customer. Calls originating from an end office switch at which the customer identification function is performed, but to which the customer has not ordered Interim NXX Translation, will be blocked.

Calls to a 900 number dialed via 1+ from coin telephones, 0- or 101XXXX, Inmate Service, and Hotel/Motel Service will be blocked. Calls to a 900 number dialed via 0+ will normally be blocked. Orders received from customers to unblock 0+ calls to a 900 number will be accommodated where suitably equipped facilities exist.

(C)

(C)

The manner in which Interim NXX Translation is provided is dependent on the status of the end office from which the service is provided (i.e., equipped with equal access capabilities or not equipped with equal access capabilities). When Interim NXX Translation is provided from an end office not equipped with equal access capabilities, it will be provided in conjunction with FGC Switched Access Service.

The charge for Interim NXX Translation is as set forth in 17.2.1(C) following.

**ACCESS SERVICE**6. Switched Access Service (Cont'd)6.9 Chargeable and Nonchargeable Optional Features (Cont'd)6.9.3 Chargeable Optional Features (Cont'd)

(T)

B. Operator Transfer Service

(T)

At the option of the customer, Operator Transfer Service as specified following, is available for use with Feature Group C and Feature Group D Switched Access Service. Operator Transfer Service is ordered as set forth in 5.2 preceding and is provided to the customer via separate FGC or FGD trunks dedicated to Operator Transfer Service traffic.

Operator Transfer Service is an arrangement in which Telephone Company operators transfer 0 minus (0-) calls (calls for which the end user dials 0 with no additional digits) to the customer designated by the end user.

The operator transfer function will be performed in the following manner:

- The operator answers the 0- call.
- Initially, the Operator will suggest that the end user dial the customer on a direct basis. If the end user insists that the Operator transfer the call, the Operator will ask the end user to identify the desired customer and will then transfer the call as directed.
- If the end user has no preference, or the identified customer has not subscribed to Operator Transfer Service, the end user will be asked to select from a list of available customers.

**ACCESS SERVICE**6. Switched Access Service (Cont'd)6.9 Chargeable and Nonchargeable Optional Features (Cont'd)6.9.3 Chargeable Optional Features (Cont'd)

(T)

B. Operator Transfer Service (Cont'd)

(T)

The list of available Operator Transfer Service customers will be updated monthly. The order in which customers will be read to end users will be initially determined by the sequence in which customers have ordered the Operator Transfer Service. For each subsequent month, following the initial order for Operator Transfer Service, the customer in the first position on the list will be moved to the last position on the list.

All other customers on the list will be moved up one position, e.g. 3rd to 2nd, 2nd to first, etc. New Operator Transfer Service customers will initially be placed at the bottom of the list of customers.

0 minus pay telephone coin calls will be transferred to the end user designated customer. In order to accept coin sent- paid calls, the customer must order signalling as specified in TR-TSY-000506 and TR-NPL-000258.

(C)

(x)

The customer may receive inband, multi-wink, or expanded inband coin control signalling, where available, from end offices served by an Operator Services Access Point. Different signalling types cannot be mixed on a signal trunk group.

All non-recurring and usage sensitive rates and charges normally applicable to Feature Groups C or D apply to Operator Transfer Service. Additionally, a charge as specified in 6.1.3 (C)(2) preceding and 17.2.6 following, is assessed the customer per 0 minus call transferred.

(C) Common Channel Signaling/Signaling System 7 Network Connection Service (CCSNC)

(T)

Common Channel Signaling/Signaling System 7 (CCS/SS7) Network Connection Service (CCSNC), which is available with Feature Group C and D, where technically feasible as designated in NATIONAL EXCHANGE CARRIER ASSOCIATION, INC. TARIFF F.C.C. NO. 4, provides a signaling path between a customer's designated Signaling Point of Interface (SPOI) and a Signaling Transfer Point (STP). This service provides customers with the use of a two-way signaling path for accessing information necessary for the completion of their end user's calls.

(x)

(x)

(x) Filed under authority of Special Permission No. 93-598 of the Federal Communications Commission.

**ACCESS SERVICE**6. Switched Access Service (Cont'd)6.9 Chargeable and Nonchargeable Optional Features (Cont'd) (T)6.9.3 Chargeable Optional Features (Cont'd) (T)(C) Common Channel Signaling/Signaling System 7 Network Connection Service (CCSNC) (Cont'd) (T)

CCS/SS7 Network Connection Service is comprised of two rate elements; a Signaling Network Access Link (SNAL) and a Signaling Transfer Point (STP) Port. The SNAL is provided as a dedicated 56 Kbps out-of-band signaling connection between the customer's SPOI and the STP port on the STP.

The CCS/SS7 Network Connection Service is provisioned by a mated pair of STPs as described in Technical Reference TR-TSV 000905 in order to ensure network availability and reliability. The Telephone Company shall not be held liable for service outages if the customer employs technology related to the interconnection of signaling networks that does not adhere to generally accepted industry technical standards.

When CCS/SS7 Network Connection service is provisioned for use with SS7 Signaling, interconnection between signalling networks must occur at an STP.

Rates and charges for the CCS/SS7 Network Connection STP Ports and Signaling Network Access Links are contained in 17.2.2 following.

(D) 800 Series Data Base ACCESS SERVICE (T) (C) (x)

800 Series Data Base Access Service is provided with FGC or FGD switched access service. When a call using a toll free service access code (SAC) (e.g., 1+800 or 888+NXX-XXXX) is originated by an end user, the Telephone Company will utilize the Signalling System 7 (SS7) network to query an 800 series service data base to perform the identification function. The call will then be routed to the identified customer over FGC or FGD switched access. (C) (x)

(x) Filed under the authority of Special Permission No. 96-212 of the Federal Communications Commission.

**ACCESS SERVICE**6. Switched Access Service (Cont'd)6.9 Chargeable and Nonchargeable Optional Features (Cont'd)6.9.3 Chargeable Optional Features (Cont'd)

(T)

(D) 800 Series Data Base Access Service (Cont'd)

(T)(C)(x)

The manner in which 800 Series Data Base Access Service is provided is dependent on the availability of SS7 service at the end office from which the service is provided as outlined following:

(C) (x)

- When 800 Series Data Base Access Service originates at an end office equipped with Service Switching Point (SSP) capability for querying centralized data bases or at a non-SSP equipped end office that can accommodate direct trunking of originating 800 series service type calls, all such service will be provisioned from that end office. If the end office is not equipped with the 888 SAC SSP capability the customer must order Tandem Switched Transport to receive such traffic until the 888 SAC SSP capability becomes available. See Section 6.4.1(C) for credit applicability.

(C) (x)

(C) (x)  
(N) (x)

- When 800 Series Data Base Access Service originates at an end office not equipped with SSP customer identification capability, the 800 series service type call will be delivered to the access tandem on which the end office is homed and which is equipped with the SSP feature to query centralized data bases.

(N) (x)  
(C) (x)

(C) (x)

Query charges as set forth in 17.2.2 following are in addition to those charges applicable for the Feature Group C or Feature Group D Switched Access Service .

(T)

(x) Filed under the authority of Special Permission No. 96-212 of the Federal Communications Commission.



**ACCESS SERVICE**6. Switched Access Service (Cont'd)6.9 Chargeable and Nonchargeable Optional Features (Cont'd)6.9.3 Chargeable Optional Features (Cont'd)(E) Ethernet Switched Access Local Transport Real Time Class of Service/Quality of Service (ESALT RT CoS/QoS)

Where suitable facilities exist, the ESALT RT CoS/QoS option will be available for use on an ESALT Direct Trunked Facility (DTF). This optional arrangement is available only on that portion of the ESALT DTF provided by the Telephone Company within its operating territory. The ESALT RT CoS/QoS option is not available for use with jointly provided ESALT.

When ordered by the customer, the Telephone Company's network will transport the customer's traffic across its network to meet the frame delay, inter frame delay variation and frame loss ratio parameters specified in the following Technical References:

- IEEE Standard 802.1D-2004, Sections 7, 9, 17 and Annex G provided the customer's CPE populates the user priority value field with a value of 6 and
- Implementation Agreement MEF 23.1, January 2012, Table 7, Label H, Regional Performance Tier.

The capacity ordered for the ESALT RT CoS/QoS option must be equal to the full capacity of the associated ESALT DTF.

(N)

(N)

Transmittal No. 197

**ACCESS SERVICE**6. Switched Access Service (Cont'd)6.9 Chargeable and Nonchargeable Optional Features (Cont'd)6.9.3 Chargeable Optional Features (Cont'd)(E) Ethernet Switched Access Local Transport Real Time Class of Service/Quality of Service (ESALT RT CoS/QoS) (Cont'd)

(N)

When one or more of the ESALT RT CoS/QoS performance criteria specified in the Technical References listed above is not met, the customer reports the performance failure to the Telephone Company and the performance failure does not result in a service interruption of the customer's ESALT, the following provisions will apply in lieu of the credit allowance provisions for service interruptions specified in Section 2.4.4, preceding.

- No credit will be applied for the performance failure when the Telephone Company restores the customer's service to the required ESALT RT CoS/QoS performance criteria levels within four hours after receipt of the trouble report from the customer or when the Telephone Company determines during its trouble investigation that the customer's equipment caused the performance failure.
- When the Telephone Company fails to restore the customer's service to the required ESALT RT CoS/QoS performance criteria levels within four hours after receipt of the trouble report and the trouble is found to be in the Telephone Company's network, the Telephone Company will provide the customer with a service credit equal to 144/1440 of the undiscounted monthly charges for the impacted ESALT DTF(s) and associated ESALT RT CoS/QoS option(s) for the initial four hour period and for each subsequent fractional four hour period until the performance failure is resolved. The total service credits due under this provision during a single billing month may not exceed the total undiscounted monthly charges for the impacted ESALT DTF(s) and associated ESALT RT CoS/QoS option(s).

A capacity based monthly recurring charge (i.e., 2 Mbps, 10 Mbps or 50 Mbps) applies to each ESALT RT CoS/QoS option ordered by the customer in addition to the applicable charges for the associated ESALT DTF. Charges for the ESALT RT CoS/QoS option are as specified in Section 17.2.2, following. An Access Order Charge applies to subsequently add the ESALT RT CoS/QoS option to an existing ESALT DTF. The Access Order Charge does not apply to remove the ESALT RT CoS/QoS option.

(N)

Transmittal No. 197

**ACCESS SERVICE**6. Switched Access Service (Cont'd)6.9 Chargeable and Nonchargeable Optional Features (Cont'd)6.9.3 Chargeable Optional Features (Cont'd)(F) Ethernet Switched Access Local Transport Entrance Facility Protection (ESALT EFP) (Cont'd)

(N)

Where suitable facilities exist, an ESALT customer that requires stand-by capability on its ESALT Entrance Facility (EF) may order the ESALT EFP option.

This optional arrangement establishes a stand-by ESALT EF between the customer designated premises and the Telephone Company's suitably equipped serving wire center at the same bandwidth capacity as the customer's ESALT EF, which will be activated to restore service should a failure occur in the customer's ESALT EF. ESALT EFP is not available when the ESALT EF is used in conjunction with mixed use as described in Section 6.4.7, above.

When ordered by the customer, the Telephone Company's network will automatically redirect the customer's IP formatted traffic to the stand-by ESALT EF as described in Technical Reference IEEE Standard 802.1D-2004, Section 17.

A capacity based monthly recurring charge (i.e., 2 Mbps, 10 Mbps or 50 Mbps) and nonrecurring charge applies to each ESALT EFP option ordered by the customer in addition to the applicable charges for the associated ESALT EF. An Access Order Charge applies in addition to the ESALT EFP nonrecurring charge to subsequently add the ESALT EFP option to an existing ESALT EF. Charges for the ESALT EFP option are as specified in Section 17.2.2, following.

(N)

Transmittal No. 197

**ACCESS SERVICE**

6. Switched Access Service (Cont'd)

6.10 Data Base Services

(M)

(M)

Service Provider Number Portability (SPNP) Service previously provided under regulations contained on this page is now provided under regulations for Local Number Portability at Section 13.15.

**ACCESS SERVICE**

6. Switched Access Service (Cont'd)

6.10 Data Base Services (Cont'd)

(M)

(M)

Service Provider Number Portability (SPNP) Service previously provided under regulations contained on this page is now provided under regulations for Local Number Portability at Section 13.15.

**ACCESS SERVICE**

6. Switched Access Service (Cont'd)

6.10 Data Base Services (Cont'd)

(M)

(M)

Service Provider Number Portability (SPNP) Service previously provided under regulations contained on this page is now provided under regulations for Local Number Portability at Section 13.15.

**ACCESS SERVICE**

6. Switched Access Service (Cont'd)

6.10 Data Base Services (Cont'd)

(M)

(M)

Service Provider Number Portability (SPNP) Service previously provided under regulations contained on this page is now provided under regulations for Local Number Portability at Section 13.15.

**ACCESS SERVICE**

6. Switched Access Service (Cont'd)

6.10 Data Base Services (Cont'd)

(M)

(M)

Service Provider Number Portability (SPNP) Service previously provided under regulations contained on this page is now provided under regulations for Local Number Portability at Section 13.15.



**ACCESS SERVICE****7. Special Access Service****7.1 General**

Special Access Service provides a transmission path to connect customer designated premises\*, directly or through a Telephone Company hub or hubs where bridging or multiplexing functions are performed, or to connect a customer designated premises and a WATS Serving Office, or to connect a customer designated premises to a DSL Access Connection Point or to connect a customer designated premises to a Public Packet Data Network Service. Special Access Service includes all exchange access not utilizing Telephone Company end office switches. (C)

The connections provided by Special Access Service can be either analog, digital or optical. Analog connections are differentiated by spectrum and bandwidth. Digital and optical connections are differentiated by bit rate. (C)

**7.1.1 Channel Types**

There are eight types of channels used to provide Special Access Services. Each type has its own characteristics. All are subdivided by one or more of the following: (C)

- Transmission specifications,
- Bandwidth,
- Speed (i.e., bit rate),
- Spectrum

Customers can order a basic channel and select from a list of those available transmission parameters and channel interfaces that they desire in order to meet specific communications requirements.

For purposes of ordering channels, each has been identified as a type of Special Access Service. However, such identification is not intended to limit a customer's use of the channel nor to imply that the channel is limited to a particular use. For example, if a customer's equipment is capable of transmitting voice over a channel that is identified as a Metallic Service in this tariff, there is no restriction against doing so.

- \* Telephone Company Centrex CO and CO-like switches and packet switches included in Public Packet Switching Network (PPSN) Service are considered to be a customer designated premises for purposes of this tariff.

Transmittal No. 129

**ACCESS SERVICE**7. Special Access Service (Cont'd)7.1 General (Cont'd)7.1.1 Channel Types (Cont'd)A. Channel Type Descriptions

(T)

Following is a brief description of each type of channel:

Metallic - a channel for the transmission of low speed varying signals at rates up to 30 baud.

Telegraph Grade - a channel for the transmission of binary signals at rates of 0 to 75 baud or 0 to 150 baud.

Voice Grade - a channel for the transmission of analog signals within an approximate bandwidth of 300 to 3000 Hz.

Program Audio - a channel for the transmission of audio signals. The nominal frequency bandwidths are from 200 to 3500 Hz, from 100 to 5000 Hz, from 50 to 8000 Hz, or from 50 to 15000 Hz.

Video - a channel for the transmission of standard 525 line 60 field monochrome or National Television Systems Committee color video signal and one or two associated 5 or 15 kHz audio signals. The bandwidth is either 30 Hz to 4.5 MHz or 30 Hz to 6.6 MHz.

Digital Data - a channel for the digital transmission of synchronous serial data at rates of 2.4, 4.8, 9.6, 19.2, 56.0 or 64.0 Kbps.

High Capacity - a channel for the transmission of isochronous serial digital data at rates of 1.544, 3.152, 6.312, 44.736 or 274.176 Mbps.

Synchronous Optical - a high speed channel for the transmission of synchronous full duplex data over optical fiber at rates of 155.52 or 622.08 Mbps.

(C)

|

(C)

Transmittal No. 129

**ACCESS SERVICE**7. Special Access Service (Cont'd)7.1 General (Cont'd)7.1.1 Channel Types (Cont'd)A. Channel Type Descriptions (Cont'd)

(T)

Detailed descriptions of each of the channel types are provided in 7.4 through 7.11 following.

(C)

The customer also has the option of ordering Voice Grade and High Capacity facilities (i.e., 1.544 Mbps, 3.152 Mbps, 6.312 Mbps, 44.736 Mbps and 274.176 Mbps) to Telephone Company hubs for multiplexing to individual channels of a lower capacity or bandwidth. Descriptions of the types of multiplexing available at the hubs, as well as the number of individual channels which may be derived from each type of facility, are set forth in 7.6 and 7.10 following. Additionally, the customer may specify optional features for the individual channels derived from the facility to further tailor the channel to meet specific communications requirements. Descriptions of the optional features and functions available are set forth in 7.2.1 following.

For example, a customer may order a 3.152 Mbps High Capacity channel from a customer designated premises to a Telephone Company hub for multiplexing to two 1.544 Mbps channels. The 1.544 Mbps channels may be further multiplexed at the same or a different hub to Voice Grade channels or may be extended to other customer designated premises or hubs. Optional features may be added to either the 1.544 Mbps or the Voice Grade channels.

Similarly, the customer has the option of ordering Synchronous Optical Channel Service to a wire center equipped for Add/Drop Multiplexing. This allows lower level signals to be added or dropped from a high speed optical carrier channel for delivery to a customer designated premises, WATS office, Public Packet Data Network Service, or another wire center. A description of Add/Drop Multiplexing is set forth in 7.11 following.

(C)

(C)

**ACCESS SERVICE**7. Special Access Service (Cont'd)7.1. General (Cont'd)7.1.1 Channel Types (Cont'd)B. Issuing Carrier Special Access Offerings

Special Access Channel Types and Optional Features and Functions Offered by individual issuing carrier Telephone Companies under regulations herein are indicated by an "X" in the column for the respective service. Telephone Company rates for Special Access Services are established at individual Telephone Company Section rate pages at 17.3 of the respective Telephone Company rate pages.

Issuing Carrier	State	Study Area Code	Metallic §7.4	Metallic DSL Access Connection §7.4(B)
Atlantic Telephone Membership Corporation	NC	230468	X	
Bluffton Telephone Company	SC	240512		
Citizens Telephone Company d/b/a Comporium Communications	NC	230473	X	
Farmers Telephone Cooperative, Inc.	SC	240520	X	
Fort Mill Telephone Company d/b/a Comporium Communications	SC	240521	X	
Hargray Telephone Company	SC	240523	X	
Home Telephone ILEC, LLC d/b/a Home Telecom	SC	240527	X	
Horry Telephone Cooperative, Inc.	SC	240528	X	
Knology of the Valley, Inc.	GA	220371		
Lancaster Telephone Company d/b/a Comporium Communications	SC	240531	X	
Millington Telephone Company d/b/a Ritter Communications	TN	290571	X	
Mt. Horeb Telephone Company	WI	330916	X	X
Comporium, Inc.	SC	240542	X	
Smart City Telecommunications d/b/a Smart City Telecom	FL	210330	X	

(T)

Transmittal No. 177

**ACCESS SERVICE**7. Special Access Service (Cont'd)7.1 General (Cont'd)7.1.1 Channel Types (Cont'd)B. Issuing Carrier Special Access Offerings (Cont'd)

Issuing Carrier	State	Study Area Code	Metallic §7.4	Metallic DSL Access Connection §7.4(B)
TDS Telecom Companies-Group A <sup>(1)</sup>			X	X
Camden Tel. and Telegraph Company, Inc. d/b/a TDS Telecom <sup>(1)</sup>	GA	220351	(1)	(1)
Mt. Vernon Telephone Company d/b/a TDS Telecom <sup>(1)</sup>	WI	330917	(1)	(1)
Oklahoma Communication Systems, LLC d/b/a TDS Telecom <sup>(1)</sup>	OK	431984	(1)	(1)
Tennessee Telephone Company d/b/a TDS Telecom <sup>(1)</sup>	TN	290575	(1)	(1)
Chesnee Telephone Company, Inc. d/b/a Chesnee Communications	SC	240515	X	X
Gearheart Communications Company, Inc. d/b/a Coalfields Telephone Company	KY	260408	X	X
Skyline Telephone Membership Corp.	NC	230501	X	X
South Central Rural Telecommunications Cooperative, Inc.	KY	260418	X	
Yadkin Valley Telephone Membership Corporation	NC	230511	X	X
TruVista Communications Companies <sup>(2)</sup>				
Chester Telephone Company d/b/a TruVista Communications <sup>(2)</sup>	SC	240516		
Lockhart Telephone Company d/b/a TruVista Communications <sup>(2)</sup>	SC	240532		
Ridgeway Telephone Company d/b/a TruVista Communications <sup>(2)</sup>	SC	240541		
Tri County Telephone Association, Inc.	WY	512296		
Livingston Telephone Company	TX	442107	X	X

(T)

(1) TDS Telecom Companies-Group A rates for four issuing carriers are pooled and listed under "TDS Telecom Companies-Group A" in Section 17.

(2) TruVista Communications Companies rates for three issuing carriers are pooled and listed under "TruVista Communications" in Section 17.

Transmittal No. 214

**ACCESS SERVICE**7. Special Access Service (Cont'd)7.1 General (Cont'd)7.1.1 Channel Types (Cont'd)B. Issuing Carrier Special Access Offerings (Cont'd)

Issuing Carrier	State	Study Area Code	Metallic §7.4	Metallic DSL Access Connection §7.4(B)
TDS Telecom Companies-Group B <sup>(1)</sup>				
Arvig Telephone Company d/b/a TDS Telecom <sup>(1)</sup>	MN	361350	(1)	(1)
Badger Telecom, LLC d/b/a TDS Telecom <sup>(1)</sup>	WI	330844	(1)	(1)
Blue Ridge Telephone Company d/b/a TDS Telecom <sup>(1)</sup>	GA	220346	(1)	(1)
Bridge Water Telephone Company d/b/a TDS Telecom <sup>(1)</sup>	MN	361362	(1)	(1)
Central State Telephone Company, LLC d/b/a TDS Telecom <sup>(1)</sup>	WI	330859	(1)	(1)
Concord Telephone Exchange, Inc. d/b/a TDS Telecom <sup>(1)</sup>	TN	290559	(1)	(1)
Mid-Plains Telephone Company, LLC d/b/a TDS Telecom <sup>(1)</sup>	WI	330881	(1)	(1)
Mid-State Telephone Company d/b/a TDS Telecom <sup>(1)</sup>	MN	361433	(1)	(1)
Nelson-Ball Ground Telephone Company d/b/a TDS Telecom <sup>(1)</sup>	GA	220375	(1)	(1)
Quincy Telephone Company d/b/a TDS Telecom <sup>(1)</sup>	FL	210338	(1)	(1)
Quincy Telephone Company d/b/a TDS Telecom <sup>(1)</sup>	GA	220338	(1)	(1)
Stockbridge & Sherwood Telephone Company d/b/a TDS Telecom <sup>(1)</sup>	WI	330954	(1)	(1)
Strasburg Telephone Company d/b/a TDS Telecom <sup>(1)</sup>	CO	462207	(1)	(1)
Tellico Telephone Company, Inc. d/b/a TDS Telecom <sup>(1)</sup>	TN	290578	(1)	(1)
UTELCO, LLC d/b/a TDS Telecom <sup>(1)</sup>	WI	330963	(1)	(1)
Bixby Telephone Company	OK	431969	X	X
Ellijay Telephone Company	GA	220360	X	X
Brindlee Mountain Telephone LLC	AL	250283	X	X
Otelco Telephone LLC	AL	250312	X	X

(D)

(1) TDS Telecom Companies-Group B Special Access rates for 15 issuing carriers are pooled and listed under "TDS Telecom Companies-Group B" in Section 17.

Transmittal No. 197

Issued: June 16, 2016

Effective: July 1, 2016

President  
7852 Walker Drive, Greenbelt, Maryland 20770

**ACCESS SERVICE**7. Special Access Service (Cont'd)7.1 General (Cont'd)7.1.1 Channel Types (Cont'd)B. Issuing Carrier Special Access Offerings (Cont'd)

Issuing Carrier	State	Study Area Code	Metallic §7.4	Metallic DSL Access Connection §7.4(B)
TDS Telecom Companies-Group C <sup>(1)</sup>				
Butler Telephone Company, Inc. d/b/a TDS Telecom <sup>(1)</sup>	AL	250284	(1)	(1)
Communications Corporation of Indiana d/b/a TDS Telecom <sup>(1)</sup>	IN	320776	(1)	(1)
Kearsarge Telephone Company d/b/a TDS Telecom <sup>(1)</sup>	NH	120045	(1)	(1)
MCTA, Inc. d/b/a TDS Telecom <sup>(1)</sup>	NH	123321	(1)	(1)
Merrimack County Telephone Company d/b/a TDS Telecom <sup>(1)</sup>	NH	120047	(1)	(1)
Peoples Telephone Company, Inc. d/b/a TDS Telecom <sup>(1)</sup>	AL	250314	(1)	(1)
Somerset Telephone Company d/b/a TDS Telecom <sup>(1)</sup>	ME	100024	(1)	(1)
Southwestern Telephone Company d/b/a TDS Telecom <sup>(1)</sup>	AZ	452174	(1)	(1)
Williston Telephone Company d/b/a TDS Telecom <sup>(1)</sup>	SC	240551	(1)	(1)
TDS Telecom Companies-Group D <sup>(2)</sup>				
Amelia Telephone Corporation d/b/a TDS Telecom <sup>(2)</sup>	VA	190217	(2)	(2)
Arizona Telephone Company d/b/a TDS Telecom <sup>(2)</sup>	AZ	452171	(2)	(2)
Delta County Tele-Comm, Inc. d/b/a TDS Telecom <sup>(2)</sup>	CO	462184	(2)	(2)
Leslie County Telephone Company d/b/a TDS Telecom <sup>(2)</sup>	KY	260411	(2)	(2)
Midway Telephone Company, LLC d/b/a TDS Telecom <sup>(2)</sup>	WI	330909	(2)	(2)
Riverside Telecom, LLC d/b/a TDS Telecom <sup>(2)</sup>	WI	330943	(2)	(2)
Tipton Telephone Company, Inc. d/b/a TDS Telecom <sup>(2)</sup>	IN	320829	(2)	(2)
Tri-County Telephone Company, Inc. d/b/a TDS Telecom <sup>(2)</sup>	IN	320830	(2)	(2)
Union Telephone Company d/b/a TDS Telecom <sup>(2)</sup>	NH	120049	(2)	(2)
Virginia Telephone Company d/b/a TDS Telecom <sup>(2)</sup>	VA	190253	(2)	(2)
Waunakee Telephone Company, LLC d/b/a TDS Telecom <sup>(2)</sup>	WI	330968	(2)	(2)
Wilton Telephone Company, Inc. d/b/a TDS Telecom <sup>(2)</sup>	NH	120050	(2)	(2)

(1) TDS Telecom Companies-Group C Special Access rates for 9 issuing carriers are pooled and listed under "TDS Telecom Companies-Group C" in Section 17.

(2) TDS Telecom Companies-Group D Special Access rates for 12 issuing carriers are pooled and listed under "TDS Telecom Companies-Group D" in Section 17.

Transmittal No. 190

Issued: June 16, 2015

Effective: July 1, 2015

President  
7852 Walker Drive, Greenbelt, Maryland 20770

(N)

(N)

**ACCESS SERVICE**7. Special Access Service (Cont'd)7.1 General (Cont'd)7.1.1 Channel Types (Cont'd)B. Issuing Carrier Special Access Offerings (Cont'd)

Issuing Carrier	State	Study Area Code	Metallic §7.4	Metallic DSL Access Connection §7.4(B)
Saco River Telephone LLC	ME	100022	X	X
Etex Telephone Cooperative, Inc.	TX	442070	X	X
Hancock Rural Telephone Corporation d/b/a NineStar Connect	IN	320775	X	X
Piedmont Rural Telephone Cooperative, Inc.	SC	240538	X	X
Ringgold Telephone Company	GA	220382	X	X
Star Telephone Membership Corp.	NC	230502	X	X
Winnebago Cooperative Telecom Association	IA	351337	X	X
Winnebago Cooperative Telecom Association	MN	361337	X	X
Winnebago Cooperative Telecom Association-LB	IA	351338		
Totah Communications, Inc.	OK	432030	X	X
Totah Communications, Inc.	KS	412030	X	X
Pine Telephone Company	OK	432017	X	X
Moundridge Telephone Company	KS	411808	X	X
The Pioneer Telephone Association, Inc. d/b/a Pioneer Communications	KS	411817	X	X
Heartland Telecommunications of Iowa d/b/a Premier Communications	IA	351096		

(N)

(N)

Transmittal No. 201

Issued: October 17, 2016

Effective: November 1, 2016

President  
7852 Walker Drive, Greenbelt, Maryland 20770



**ACCESS SERVICE**7. Special Access Service (Cont'd)7.1 General (Cont'd)7.1.1 Channel Types (Cont'd)B. Issuing Carrier Special Access Offerings (Cont'd)

Issuing Carrier	State	Study Area Code	Metallic §7.4	Metallic DSL Access Connection §7.4(B)
Arkwest Communications, Inc.	AR	401734	X	X
Blackfoot Telephone Cooperative, Inc.	MT	483308 482235	X	X
Chazy & Westport Telephone Corporation	NY	150079	X	X
ComSouth Telecommunications, Inc.	GA	220369	X	X
Consolidated Telecom, Inc.	NE	371562	X	X
Consolidated Telephone Company	NE	371532	X	X
Curtis Telephone Company	NE	371536	X	X
Cross Tel. Co.	OK	431985	X	X
Eastex Telephone Cooperative, Inc.	TX	442068	X	X
Fremont Telcom Co.	ID	472222	X	X
Grand River Mutual Telephone Company-Iowa	IA	351888	X	X
Grand River Mutual Telephone Company-Missouri	MO	421888	X	X
Highland Telephone Cooperative	VA	190237	X	X
Industry Telephone Company	TX	442093	X	X
Lumos Telephone of Botetourt, Inc.	VA	190249	X	X
Mark Twain Rural Telephone Company	MO	421914	X	X
Mid-Plains Rural Tel. Coop., Inc.	TX	442112	X	X
Pineland Telephone Cooperative, Inc.	GA	220377	X	X
Twin Lakes Telephone Cooperative Corp.	TN	290579	X	X
Wilkes Telephone & Electric Company, Inc.	GA	220394	X	X

(N)

(N)

Transmittal No. 208

**ACCESS SERVICE**7. Special Access Service (Cont'd)7.1 General (Cont'd)7.1.1 Channel Types (Cont'd)B. Issuing Carrier Special Access Offerings (Cont'd)

Issuing Carrier	State	Study Area Code	Metallic §7.4	Metallic DSL Access Connection §7.4(B)
Bruce Telephone Company, Inc.	MS	280447	X	X
Chickamauga Telephone Corporation	GA	220354	X	X
Fulton Telephone Company, Inc.	MS	280455	X	X
Mound Bayou Telephone & Communications, Inc.	MS	280462	X	X
Blountsville Telephone LLC	AL	250282	X	X
Granby Telephone LLC	MA	110036	X	X
Hopper Telecommunications LLC	AL	250300	X	X
Mid-Maine Telecom LLC	ME	103315	X	X
Otelco Mid-Missouri LLC	MO	421917	X	X
Pine Tree Telephone LLC	ME	100020	X	X
Shoreham Telephone LLC	VT	140064	X	X
War Telephone LLC	WV	200258	X	X
Mutual Telephone Company	IA	351252	X	X
Northern Iowa Telephone Company	IA	351259	X	X
Webb-Dickens Telephone Corporation	IA	351327	X	X
Smithville Telephone Company, Inc.	MS	280467	X	X
Tri-County Telephone Company, Inc.	AR	401726	X	X

(N)

(N)

Transmittal No. 208

Issued: June 16, 2017

Effective: July 1, 2017

President  
7852 Walker Drive, Greenbelt, Maryland 20770

**ACCESS SERVICE**7. Special Access Service (Cont'd)7.1 General (Cont'd)7.1.1 Channel Types (Cont'd)B. Issuing Carrier Special Access Offerings (Cont'd)

Issuing Carrier	State	Study Area Code	Metallic §7.4	Metallic DSL Access Connection §7.4(B)
TDS Telecom Companies-Group E <sup>(1)</sup>				
Communication Corporation of Michigan <sup>(1)</sup>	MI	310672	X	X
Deposit Telephone Company, Inc. <sup>(1)</sup>	NY	150089	X	X
Hampden Telephone Company <sup>(1)</sup>	ME	100010	X	X
Hartland and St. Albans Telephone Company <sup>(1)</sup>	ME	100011	X	X
Hornitos Telephone Co. <sup>(1)</sup>	CA	542322	X	X
Ludlow Telephone Company <sup>(1)</sup>	VT	140058	X	X
McClellanville Telephone Company, Inc. <sup>(1)</sup>	SC	240533	X	X
New Castle Telephone Company <sup>(1)</sup>	VA	193029	X	X
Port Byron Telephone Company <sup>(1)</sup>	NY	150118	X	X
Southeast Mississippi Telephone Company, Inc. <sup>(1)</sup>	MS	283301	X	X
St. Stephen Telephone Company <sup>(1)</sup>	SC	240544	X	X
Sugar Valley Telephone Company <sup>(1)</sup>	PA	170206	X	X
Vernon Telephone Company, Inc. <sup>(1)</sup>	VT	150133	X	X
Warren Telephone Company <sup>(1)</sup>	ME	100031	X	X
Winterhaven Telephone Company <sup>(1)</sup>	CA	542323	X	X

(1) TDS Telecom Companies-Group E rates for four issuing carriers are pooled and listed under "TDS Telecom Companies-Group E" in Section 17.

Transmittal No. 208

(N)

(N)

**ACCESS SERVICE**7. Special Access Service (Cont'd)7.1 General (Cont'd)7.1.1 Channel Types (Cont'd)B. Issuing Carrier Special Access Offerings (Cont'd)

Issuing Carrier	State	Study Area Code	Metallic §7.4	Metallic DSL Access Connection §7.4(B)
TDS Telecom Companies-Group F <sup>(1)</sup>				
Asotin Telephone Company (OR) <sup>(1)</sup>	OR	532404	X	X
Asotin Telephone Company (WA) <sup>(1)</sup>	WA	522404	X	X
Calhoun City Telephone Company, Inc. <sup>(1)</sup>	MS	280448	X	X
Chatham Telephone Company <sup>(1)</sup>	MI	310685	X	X
Communications Corporation of Southern Indiana <sup>(1)</sup>	IN	320809	X	X
Dickeyville Telephone, LLC <sup>(1)</sup>	WI	330875	X	X
EastCoast Telecom of Wisconsin, LLC <sup>(1)</sup>	WI	330914	X	X
Edwards Telephone Company, Inc. <sup>(1)</sup>	NY	150092	X	X
Home Telephone Company, Inc. <sup>(1)</sup>	IN	320778	X	X
Humphreys County Telephone Company <sup>(1)</sup>	KY	290566	X	X
Mid-America Telephone, Inc. <sup>(1)</sup>	OK	432010	X	X
Myrtle Telephone Company, Inc. <sup>(1)</sup>	MS	287449	X	X
Potlatch Telephone Company <sup>(1)</sup>	ID	472230	X	X
Shiawassee Telephone Company <sup>(1)</sup>	MI	310726	X	X
Tenney Telephone Company, LLC <sup>(1)</sup>	WI	330958	X	X
The Farmers Telephone Company, LLC <sup>(1)</sup>	WI	330880	X	X
Wolverine Telephone Company <sup>(1)</sup>	MI	310738	X	X

(1) TDS Telecom Companies-Group F rates for four issuing carriers are pooled and listed under “TDS Telecom Companies-Group F” in Section 17.

Transmittal No. 208

Issued: June 16, 2017

Effective: July 1, 2017

President  
7852 Walker Drive, Greenbelt, Maryland 20770

(N)

(N)

**ACCESS SERVICE**7. Special Access Service (Cont'd)7.1 General (Cont'd)7.1.1 Channel Types (Cont'd)B. Issuing Carrier Special Access Offerings (Cont'd)

Issuing Carrier	State	Study Area Code	Metallic §7.4	Metallic DSL Access Connection §7.4(B)
TDS Telecom Companies-Group G <sup>(1)</sup>				
Arcadia Telephone Company <sup>(1)</sup>	OH	300585	X	X
Black Earth Telephone Company, LLC <sup>(1)</sup>	WI	330849	X	X
Bonduel Telephone Company, LLC <sup>(1)</sup>	WI	330851	X	X
Burlington, Brighton and Wheatland Telephone Company <sup>(1)</sup>	WI	330856	X	X
Camden Telephone Company, Inc. <sup>(1)</sup>	IN	320744	X	X
Cobbosseecontee Telephone Company <sup>(1)</sup>	ME	100005	X	X
Continental Telephone Company <sup>(1)</sup>	OH	300607	X	X
Grantland Telecom, LLC <sup>(1)</sup>	WI	330930	X	X
Happy Valley Telephone Company <sup>(1)</sup>	CA	542321	X	X
Island Telephone Company <sup>(1)</sup>	MI	310677	X	X
Lewis River Telephone Company, Inc. <sup>(1)</sup>	WA	522427	X	X
Lewisport Telephone Company <sup>(1)</sup>	KY	260412	X	X
Little Miami Communications Corporation <sup>(1)</sup>	OH	300613	X	X
Mahanoy and Mahantango Telephone Company <sup>(1)</sup>	PA	170183	X	X
McDaniel Telephone Company <sup>(1)</sup>	WA	522430	X	X

(1) TDS Telecom Companies-Group G rates for four issuing carriers are pooled and listed under “TDS Telecom Companies-Group G” in Section 17.

Transmittal No. 208

(N)

(N)

**ACCESS SERVICE**7. Special Access Service (Cont'd)7.1 General (Cont'd)7.1.1 Channel Types (Cont'd)B. Issuing Carrier Special Access Offerings (Cont'd)

Issuing Carrier	State	Study Area Code	Metallic §7.4	Metallic DSL Access Connection §7.4(B)
TDS Telecom Companies-Group G <sup>(1)</sup> (Cont'd)				
Mosinee Telephone Company LLC <sup>(1)</sup>	WI	330915	X	X
Northfield Telephone Company <sup>(1)</sup>	VT	140061	X	X
Oakwood Telephone Company <sup>(1)</sup>	OH	300645	X	X
Vernon Telephone Company, Inc. - Oriskany Falls <sup>(1)</sup>	NY	150114	X	X
Perkinsville Telephone Company, Inc. <sup>(1)</sup>	VT	140062	X	X
Salem Telephone Company <sup>(1)</sup>	KY	260417	X	X
Scandinavia Telephone Company, LLC <sup>(1)</sup>	WI	330945	X	X
Southeast Telephone Co. of Wisconsin, LLC <sup>(1)</sup>	WI	330952	X	X
The Home Telephone Company of Pittsboro, Inc. <sup>(1)</sup>	IN	320777	X	X
The Island Telephone Company <sup>(1)</sup>	ME	100007	X	X
The Merchant and Farmers Telephone Company <sup>(1)</sup>	IN	320788	X	X
The State Long Distance Telephone Company, LLC <sup>(1)</sup>	WI	330955	X	X
The West Penobscot Telephone and Telegraph Company <sup>(1)</sup>	ME	100034	X	X
Township Telephone Company, Inc. <sup>(1)</sup>	NY	150129	X	X
Winsted Telephone Company <sup>(1)</sup>	MN	361507	X	X
American Broadband Nebraska				
Arlington Telephone Company	NE	371517	X	X
The Blair Telephone Company	NE	371524	X	X
Eastern Nebraska Telephone Company	NE	371542	X	X
Rock County Telephone Company	NE	371586	X	X
Taylor Telephone Cooperative, Inc.	TX	442151	X	X
TeleGuam Holdings, LLC	GU	663800	X	X
Valley Telephone Cooperative, Inc.	TX	442159	X	X

(1) TDS Telecom Companies-Group G rates for four issuing carriers are pooled and listed under "TDS Telecom Companies-Group G" in Section 17. Transmittal No. 215

**ACCESS SERVICE**7. Special Access Service (Cont'd)7.1 General (Cont'd)7.1.1 Channel Types (Cont'd)B. Issuing Carrier Special Access Offerings (Cont'd)

Issuing Carrier	Telegraph §7.5	Voice Grade §7.6	Program Audio §7.7	Video Service §7.8	Digital Data §7.9
Atlantic Telephone Membership Corp.	X	X	X	X	X
Bluffton Telephone Company		X			X
Citizens Tel. Co. d/b/a Comporium Com.	X	X	X	X	X
Farmers Telephone Cooperative, Inc.	X	X	X	X	X
Fort Mill Tel. Co. d/b/a Comporium Com.	X	X	X	X	X
Hargray Telephone Company	X	X	X	X	X
Home Telephone ILEC, LLC d/b/a Home Telecom	X	X	X	X	X
Horry Telephone Cooperative, Inc.	X	X	X	X	X
Knology of the Valley, Inc.		X			X
Lancaster Tel. Co. d/b/a Comporium Com.	X	X	X	X	X
Millington Telephone Company d/b/a Ritter Communications	X	X	X	X	X
Mt. Horeb Telephone Company	X	X	X	X	X
Comporium, Inc.	X	X	X	X	X
Smart City Telecom	X	X	X	ICB	X
TDS Telecom Companies-Group A <sup>(1)</sup>	X	X	X	X	X
Camden Tel. and Telegraph Co. <sup>(1)</sup>	(1)	(1)	(1)	(1)	(1)
Mt. Vernon Telephone Co. <sup>(1)</sup>	(1)	(1)	(1)	(1)	(1)
Oklahoma Com. Sys. <sup>(1)</sup>	(1)	(1)	(1)	(1)	(1)
Tennessee Telephone Co. <sup>(1)</sup>	(1)	(1)	(1)	(1)	(1)
Chesnee Telephone Company, Inc. d/b/a Chesnee Communications	X	X	X	X	X
Coalfields Telephone Company	X	X	X	X	X
Skyline Telephone Membership Corp.	X	X	X	X	X
South Central Rural Telecommunications Cooperative, Inc.	ICB	X	ICB	ICB	X
Yadkin Valley Tel. Membership Corp	X	X	X	X	X

(T)

(1) TDS Telecom Companies-Group A rates for four issuing carriers are pooled and listed under "TDS Telecom Companies-Group A" in Section 17.

Transmittal No. 212

Issued: September 15, 2017

Effective: October 1, 2017

President  
7852 Walker Drive, Greenbelt, Maryland 20770

**ACCESS SERVICE**7. Special Access Service (Cont'd)7.1 General (Cont'd)7.1.1 Channel Types (Cont'd)B. Issuing Carrier Special Access Offerings (Cont'd)

Issuing Carrier	Telegraph §7.5	Voice Grade §7.6	Program Audio §7.7	Video Service §7.8	Digital Data §7.9
TruVista Communications Companies <sup>(1)</sup>		X			X
Chester Telephone Company d/b/a TruVista Communications <sup>(1)</sup>		(1)			(1)
Lockhart Telephone Company d/b/a TruVista Communications <sup>(1)</sup>		(1)			(1)
Ridgeway Telephone Company d/b/a TruVista Communications <sup>(1)</sup>		(1)			(1)
Tri County Telephone Association, Inc.		X			X
Livingston Telephone Company	X	X	X	X	X
TDS Telecom Companies-Group B <sup>(2)</sup>					
Arvig Telephone Company d/b/a TDS Telecom <sup>(2)</sup>	(2)	(2)	(2)	(2)	(2)
Badger Telecom, LLC d/b/a TDS Telecom <sup>(2)</sup>	(2)	(2)	(2)	(2)	(2)
Blue Ridge Telephone Company d/b/a TDS Telecom <sup>(2)</sup>	(2)	(2)	(2)	(2)	(2)
Bridge Water Telephone Company d/b/a TDS Telecom <sup>(2)</sup>	(2)	(2)	(2)	(2)	(2)
Central State Telephone Company, LLC d/b/a TDS Telecom <sup>(2)</sup>	(2)	(2)	(2)	(2)	(2)
Concord Telephone Exchange, Inc. d/b/a TDS Telecom <sup>(2)</sup>	(2)	(2)	(2)	(2)	(2)

(N)

(N)

(1) TruVista Communications Companies rates for three issuing carriers are pooled and listed under “TruVista Communications” in Section 17.

(2) TDS Telecom Companies-Group B Special Access rates for 15 issuing carriers are pooled and listed under “TDS Telecom Companies-Group B” in Section 17. (N)  
(N)

Transmittal No. 181

Issued: June 16, 2014

Effective: July 1, 2014

President  
7852 Walker Drive, Greenbelt, Maryland 20770



**ACCESS SERVICE**7. Special Access Service (Cont'd)7.1 General (Cont'd)7.1.1 Channel Types (Cont'd)B. Issuing Carrier Special Access Offerings (Cont'd)

Issuing Carrier	Telegraph §7.5	Voice Grade §7.6	Program Audio §7.7	Video Service §7.8	Digital Data §7.9
TDS Telecom Companies-Group B (Cont'd) <sup>(1)</sup>	(1)	(1)	(1)	(1)	(1)
Mid-Plains Telephone Company, LLC d/b/a TDS Telecom <sup>(1)</sup>	(1)	(1)	(1)	(1)	(1)
Mid-State Telephone Company d/b/a TDS Telecom <sup>(1)</sup>	(1)	(1)	(1)	(1)	(1)
Nelson-Ball Ground Telephone Company d/b/a TDS Telecom <sup>(1)</sup>	(1)	(1)	(1)	(1)	(1)
Quincy Telephone Company d/b/a TDS Telecom (FL) <sup>(1)</sup>	(1)	(1)	(1)	(1)	(1)
Quincy Telephone Company d/b/a TDS Telecom (GA) <sup>(1)</sup>	(1)	(1)	(1)	(1)	(1)
Stockbridge & Sherwood Telephone Company d/b/a TDS Telecom <sup>(1)</sup>	(1)	(1)	(1)	(1)	(1)
Strasburg Telephone Company d/b/a TDS Telecom <sup>(1)</sup>	(1)	(1)	(1)	(1)	(1)
Tellico Telephone Company, Inc. d/b/a TDS Telecom <sup>(2)</sup>	(1)	(1)	(1)	(1)	(1)
UTELCO, LLC d/b/a TDS Telecom <sup>(1)</sup>	(1)	(1)	(1)	(1)	(1)
Bixby Telephone Company	X	X	X	X	X
Ellijay Telephone Company	X	X	X	X	X
Brindlee Mountain Telephone LLC	X	X	X	X	X
Otelco Telephone LLC	X	X	X	X	X
Egyptian Telephone Coop. Association	ICB	X	ICB	ICB	X

(D)

(1) TDS Telecom Companies-Group B Special Access rates for 15 issuing carriers are pooled and listed under "TDS Telecom Companies-Group B" in Section 17.

Transmittal No. 190

Issued: June 16, 2015

Effective: July 1, 2015

President  
7852 Walker Drive, Greenbelt, Maryland 20770

**ACCESS SERVICE**7. Special Access Service (Cont'd)7.1 General (Cont'd)7.1.1 Channel Types (Cont'd)B. Issuing Carrier Special Access Offerings (Cont'd)

Issuing Carrier	Telegraph §7.5	Voice Grade §7.6	Program Audio §7.7	Video Service §7.8	Digital Data §7.9
TDS Telecom Companies-Group C <sup>(1)</sup>					
Butler Telephone Company, Inc. d/b/a TDS Telecom <sup>(1)</sup>	(1)	(1)	(1)	(1)	(1)
Communications Corporation of Indiana d/b/a TDS Telecom <sup>(1)</sup>	(1)	(1)	(1)	(1)	(1)
Kearsarge Telephone Company d/b/a TDS Telecom <sup>(1)</sup>	(1)	(1)	(1)	(1)	(1)
MCTA, Inc. d/b/a TDS Telecom <sup>(1)</sup>	(1)	(1)	(1)	(1)	(1)
Merrimack County Telephone Company d/b/a TDS Telecom <sup>(1)</sup>	(1)	(1)	(1)	(1)	(1)
Peoples Telephone Company, Inc. d/b/a TDS Telecom <sup>(1)</sup>	(1)	(1)	(1)	(1)	(1)
Somerset Telephone Company d/b/a TDS Telecom <sup>(1)</sup>	(1)	(1)	(1)	(1)	(1)
Southwestern Telephone Company d/b/a TDS Telecom <sup>(1)</sup>	(1)	(1)	(1)	(1)	(1)
Williston Telephone Company d/b/a TDS Telecom <sup>(1)</sup>	(1)	(1)	(1)	(1)	(1)
TDS Telecom Companies-Group D <sup>(2)</sup>					
Amelia Telephone Corporation d/b/a TDS Telecom <sup>(2)</sup>	(2)	(2)	(2)	(2)	(2)
Arizona Telephone Company d/b/a TDS Telecom <sup>(2)</sup>	(2)	(2)	(2)	(2)	(2)
Delta County Tele-Comm, Inc. d/b/a TDS Telecom <sup>(2)</sup>	(2)	(2)	(2)	(2)	(2)
Leslie County Telephone Company d/b/a TDS Telecom <sup>(2)</sup>	(2)	(2)	(2)	(2)	(2)

(1) TDS Telecom Companies-Group C Special Access rates for 9 issuing carriers are pooled and listed under "TDS Telecom Companies-Group C" in Section 17.

(2) TDS Telecom Companies-Group D Special Access rates for 12 issuing carriers are pooled and listed under "TDS Telecom Companies-Group D" in Section 17.

Transmittal No. 190

Issued: June 16, 2015

Effective: July 1, 2015

President  
7852 Walker Drive, Greenbelt, Maryland 20770

(N)

(N)

**ACCESS SERVICE**7. Special Access Service (Cont'd)7.1 General (Cont'd)7.1.1 Channel Types (Cont'd)B. Issuing Carrier Special Access Offerings (Cont'd)

Issuing Carrier	Telegraph §7.5	Voice Grade §7.6	Program Audio §7.7	Video Service §7.8	Digital Data §7.9
TDS Telecom Companies-Group D (Cont'd) <sup>(1)</sup>	(1)	(1)	(1)	(1)	(1)
Midway Telephone Company, LLC d/b/a TDS Telecom <sup>(1)</sup>	(1)	(1)	(1)	(1)	(1)
Riverside Telecom, LLC, LLC d/b/a TDS Telecom <sup>(1)</sup>	(1)	(1)	(1)	(1)	(1)
Tipton Telephone Company, Inc. d/b/a TDS Telecom <sup>(1)</sup>	(1)	(1)	(1)	(1)	(1)
Tri-County Telephone Company, Inc. d/b/a TDS Telecom <sup>(1)</sup>	(1)	(1)	(1)	(1)	(1)
Union Telephone Company d/b/a TDS Telecom <sup>(1)</sup>	(1)	(1)	(1)	(1)	(1)
Virginia Telephone Company d/b/a TDS Telecom <sup>(1)</sup>	(1)	(1)	(1)	(1)	(1)
Waunakee Telephone Company, LLC d/b/a TDS Telecom <sup>(1)</sup>	(1)	(1)	(1)	(1)	(1)
Wilton Telephone Company, Inc. d/b/a TDS Telecom <sup>(1)</sup>	(1)	(1)	(1)	(1)	(1)
Saco River Telephone LLC	X	X	X	X	X
Etex Telephone Cooperative, Inc.		X			X

(1) TDS Telecom Companies-Group D Special Access rates for 12 issuing carriers are pooled and listed under "TDS Telecom Companies-Group D" in Section 17.

Transmittal No. 190

Issued: June 16, 2015

Effective: July 1, 2015

President  
7852 Walker Drive, Greenbelt, Maryland 20770

**ACCESS SERVICE**7. Special Access Service (Cont'd)7.1 General (Cont'd)7.1.1 Channel Types (Cont'd)B. Issuing Carrier Special Access Offerings (Cont'd)

Issuing Carrier	Telegraph §7.5	Voice Grade §7.6	Program Audio §7.7	Video Service §7.8	Digital Data §7.9
Hancock Rural Telephone Corporation d/b/a NineStar Connect	X	X	X	X	X
Piedmont Rural Telephone Cooperative, Inc.	X	X	X	X	X
Ringgold Telephone Company	X	X	X	X	X
Star Telephone Membership Corp.	X	X	X	X	X
Winnebago Cooperative Telecom Association	X	X	X	X	X
Winnebago Cooperative Telecom Association-LB		X			X
Totah Communications, Inc.	X	X	X	X	X
Pine Telephone Company	X	X	X	X	X
Moundridge Telephone Company	X	X	X	X	X
The Pioneer Telephone Association, Inc. d/b/a Pioneer Communications	X	X	X	X	X
Heartland Telecommunications of Iowa d/b/a Premier Communications		X			X
Arkwest Communications, Inc.	X	X	X	X	X
Blackfoot Telephone Cooperative, Inc.	X	X	X	X	X
Chazy & Westport Telephone Corporation	X	X	X	X	X
ComSouth Telecommunications, Inc.	X	X	X	X	X
Consolidated Telecom, Inc.	X	X	X	X	X
Consolidated Telephone Company	X	X	X	X	X
Curtis Telephone Company	X	X	X	X	X
Cross Tel. Co.	X	X	X	X	X

(N)

(N)

Transmittal No. 208

Issued: June 16, 2017

Effective: July 1, 2017

President  
7852 Walker Drive, Greenbelt, Maryland 20770

**ACCESS SERVICE**7. Special Access Service (Cont'd)7.1 General (Cont'd)7.1.1 Channel Types (Cont'd)B. Issuing Carrier Special Access Offerings (Cont'd)

Issuing Carrier	Telegraph §7.5	Voice Grade §7.6	Program Audio §7.7	Video Service §7.8	Digital Data §7.9
Eastex Telephone Cooperative, Inc.	X	X	X	X	X
Fremont Telcom Co.	X	X	X	X	X
Grand River Mutual Telephone Company-IA	X	X	X	X	X
Grand River Mutual Telephone Company-MO	X	X	X	X	X
Highland Telephone Cooperative	X	X	X	X	X
Industry Telephone Company	X	X	X	X	X
Lumos Telephone of Botetourt, Inc.	X	X	X	X	X
Mark Twain Rural Telephone Company	X	X	X	X	X
Mid-Plains Rural Tel. Coop., Inc.	X	X	X	X	X
Pineland Telephone Cooperative, Inc.	X	X	X	X	X
Twin Lakes Telephone Cooperative Corp.	X	X	X	X	X
Wilkes Telephone & Electric Company, Inc.	X	X	X	X	X
Bruce Telephone Company, Inc.	X	X	X	X	X
Chickamauga Telephone Corporation	X	X	X	X	X
Fulton Telephone Company, Inc.	X	X	X	X	X
Mound Bayou Telephone & Communications, Inc.	X	X	X	X	X
Knology Total Communications, Inc.		X			X
Valley Telephone Co., LLC		X			X

(N)

(N)

Transmittal No. 208

**ACCESS SERVICE**7. Special Access Service (Cont'd)7.1 General (Cont'd)7.1.1 Channel Types (Cont'd)B. Issuing Carrier Special Access Offerings (Cont'd)

Issuing Carrier	Telegraph §7.5	Voice Grade §7.6	Program Audio §7.7	Video Service §7.8	Digital Data §7.9
Blountsville Telephone LLC	X	X	X	X	X
Granby Telephone LLC	X	X	X	X	X
Hopper Telecommunications LLC	X	X	X	X	X
Mid-Maine Telecom LLC	X	X	X	X	X
Otelco Mid-Missouri LLC	X	X	X	X	X
Pine Tree Telephone LLC	X	X	X	X	X
Shoreham Telephone LLC	X	X	X	X	X
War Telephone LLC	X	X	X	X	X
Mutual Telephone Company	X	X	X	X	X
Northern Iowa Telephone Company	X	X	X	X	X
Webb-Dickens Telephone Corporation	X	X	X	X	X
Smithville Telephone Company, Inc.	X	X	X	X	X
Tri-County Telephone Company, Inc.	X	X	X	X	X

(N)

(N)

Transmittal No. 208

Issued: June 16, 2017

Effective: July 1, 2017

President  
7852 Walker Drive, Greenbelt, Maryland 20770

**ACCESS SERVICE**7. Special Access Service (Cont'd)7.1 General (Cont'd)7.1.1 Channel Types (Cont'd)B. Issuing Carrier Special Access Offerings (Cont'd)

Issuing Carrier	Telegraph §7.5	Voice Grade §7.6	Program Audio §7.7	Video Service §7.8	Digital Data §7.9
TDS Telecom Companies-Group E <sup>(1)</sup>	X	X	X	X	X
Communication Corporation of Michigan <sup>(1)</sup>	X	X	X	X	X
Deposit Telephone Company, Inc. <sup>(1)</sup>	X	X	X	X	X
Hampden Telephone Company <sup>(1)</sup>	X	X	X	X	X
Hartland and St. Albans Telephone Company <sup>(1)</sup>	X	X	X	X	X
Hornitos Telephone Co. <sup>(1)</sup>	X	X	X	X	X
Ludlow Telephone Company <sup>(1)</sup>	X	X	X	X	X
McClellanville Telephone Company, Inc. <sup>(1)</sup>	X	X	X	X	X
New Castle Telephone Company <sup>(1)</sup>	X	X	X	X	X
Port Byron Telephone Company <sup>(1)</sup>	X	X	X	X	X
Southeast Mississippi Telephone Company, Inc. <sup>(1)</sup>	X	X	X	X	X
St. Stephen Telephone Company <sup>(1)</sup>	X	X	X	X	X
Sugar Valley Telephone Company <sup>(1)</sup>	X	X	X	X	X
Vernon Telephone Company, Inc. <sup>(1)</sup>	X	X	X	X	X
Warren Telephone Company <sup>(1)</sup>	X	X	X	X	X
Winterhaven Telephone Company <sup>(1)</sup>	X	X	X	X	X

(1) TDS Telecom Companies-Group E rates for four issuing carriers are pooled and listed under "TDS Telecom Companies-Group E" in Section 17.

Transmittal No. 208

Issued: June 16, 2017

Effective: July 1, 2017

President  
7852 Walker Drive, Greenbelt, Maryland 20770

**ACCESS SERVICE**7. Special Access Service (Cont'd)7.1 General (Cont'd)7.1.1 Channel Types (Cont'd)B. Issuing Carrier Special Access Offerings (Cont'd)

Issuing Carrier	Telegraph §7.5	Voice Grade §7.6	Program Audio §7.7	Video Service §7.8	Digital Data §7.9
TDS Telecom Companies-Group F <sup>(1)</sup>	X	X	X	X	X
Asotin Telephone Company (OR) <sup>(1)</sup>	X	X	X	X	X
Asotin Telephone Company (WA) <sup>(1)</sup>	X	X	X	X	X
Calhoun City Telephone Company, Inc. <sup>(1)</sup>	X	X	X	X	X
Chatham Telephone Company <sup>(1)</sup>	X	X	X	X	X
Communications Corporation of Southern Indiana <sup>(1)</sup>	X	X	X	X	X
Dickeyville Telephone, LLC <sup>(1)</sup>	X	X	X	X	X
EastCoast Telecom of Wisconsin, LLC <sup>(1)</sup>	X	X	X	X	X
Edwards Telephone Company, Inc. <sup>(1)</sup>	X	X	X	X	X
Home Telephone Company, Inc. <sup>(1)</sup>	X	X	X	X	X
Humphreys County Telephone Company <sup>(1)</sup>	X	X	X	X	X
Mid-America Telephone, Inc. <sup>(1)</sup>	X	X	X	X	X
Myrtle Telephone Company, Inc. <sup>(1)</sup>	X	X	X	X	X
Potlatch Telephone Company <sup>(1)</sup>	X	X	X	X	X
Shiawassee Telephone Company <sup>(1)</sup>	X	X	X	X	X
Tenney Telephone Company, LLC <sup>(1)</sup>	X	X	X	X	X
The Farmers Telephone Company, LLC <sup>(1)</sup>	X	X	X	X	X
Wolverine Telephone Company <sup>(1)</sup>	X	X	X	X	X

(1) TDS Telecom Companies-Group F rates for four issuing carriers are pooled and listed under "TDS Telecom Companies-Group F" in Section 17.

Transmittal No. 208

Issued: June 16, 2017

Effective: July 1, 2017

President  
7852 Walker Drive, Greenbelt, Maryland 20770

(N)

(N)



**ACCESS SERVICE**7. Special Access Service (Cont'd)7.1 General (Cont'd)7.1.1 Channel Types (Cont'd)B. Issuing Carrier Special Access Offerings (Cont'd)

Issuing Carrier	Telegraph §7.5	Voice Grade §7.6	Program Audio §7.7	Video Service §7.8	Digital Data §7.9
TDS Telecom Companies-Group G <sup>(1)</sup>	X	X	X	X	X
Arcadia Telephone Company <sup>(1)</sup>	X	X	X	X	X
Black Earth Telephone Company, LLC <sup>(1)</sup>	X	X	X	X	X
Bonduel Telephone Company, LLC <sup>(1)</sup>	X	X	X	X	X
Burlington, Brighton and Wheatland Telephone Company <sup>(1)</sup>	X	X	X	X	X
Camden Telephone Company, Inc. <sup>(1)</sup>	X	X	X	X	X
Cobbosseecontee Telephone Company <sup>(1)</sup>	X	X	X	X	X
Continental Telephone Company <sup>(1)</sup>	X	X	X	X	X
Grantland Telecom, LLC <sup>(1)</sup>	X	X	X	X	X
Happy Valley Telephone Company <sup>(1)</sup>	X	X	X	X	X
Island Telephone Company <sup>(1)</sup>	X	X	X	X	X
Lewis River Telephone Company, Inc. <sup>(1)</sup>	X	X	X	X	X
Lewisport Telephone Company <sup>(1)</sup>	X	X	X	X	X
Little Miami Communications Corporation <sup>(1)</sup>	X	X	X	X	X
Mahanoy and Mahantango Telephone Company <sup>(1)</sup>	X	X	X	X	X
McDaniel Telephone Company <sup>(1)</sup>	X	X	X	X	X

(1) TDS Telecom Companies-Group G rates for four issuing carriers are pooled and listed under “TDS Telecom Companies-Group G” in Section 17.

Transmittal No. 208

Issued: June 16, 2017

Effective: July 1, 2017

President  
7852 Walker Drive, Greenbelt, Maryland 20770

**ACCESS SERVICE**7. Special Access Service (Cont'd)7.1 General (Cont'd)7.1.1 Channel Types (Cont'd)B. Issuing Carrier Special Access Offerings (Cont'd)

Issuing Carrier	Telegraph §7.5	Voice Grade §7.6	Program Audio §7.7	Video Service §7.8	Digital Data §7.9
TDS Telecom Companies-Group G <sup>(1)</sup> (Cont'd)	X	X	X	X	X
Mosinee Telephone Company LLC <sup>(1)</sup>	X	X	X	X	X
Northfield Telephone Company <sup>(1)</sup>	X	X	X	X	X
Oakwood Telephone Company <sup>(1)</sup>	X	X	X	X	X
Vernon Telephone Company, Inc. - Oriskany Falls <sup>(1)</sup>	X	X	X	X	X
Perkinsville Telephone Company, Inc. <sup>(1)</sup>	X	X	X	X	X
Salem Telephone Company <sup>(1)</sup>	X	X	X	X	X
Scandinavia Telephone Company, LLC <sup>(1)</sup>	X	X	X	X	X
Southeast Telephone Co. of Wisconsin, LLC <sup>(1)</sup>	X	X	X	X	X
The Home Telephone Company of Pittsboro, Inc. <sup>(1)</sup>	X	X	X	X	X
The Island Telephone Company <sup>(1)</sup>	X	X	X	X	X
The Merchant and Farmers Telephone Company <sup>(1)</sup>	X	X	X	X	X
The State Long Distance Telephone Company, LLC <sup>(1)</sup>	X	X	X	X	X
The West Penobscot Telephone and Telegraph Company <sup>(1)</sup>	X	X	X	X	X
Township Telephone Company, Inc. <sup>(1)</sup>	X	X	X	X	X
Winsted Telephone Company <sup>(1)</sup>	X	X	X	X	X
American Broadband Nebraska					
Arlington Telephone Company	X	X	X	X	X
The Blair Telephone Company	X	X	X	X	X
Eastern Nebraska Telephone Company	X	X	X	X	X
Rock County Telephone Company	X	X	X	X	X
Taylor Telephone Cooperative, Inc.	X	X	X	X	X
TeleGuam Holdings, LLC	X	X	X	X	X
Valley Telephone Cooperative, Inc.	X	X	X	X	X

(1) TDS Telecom Companies-Group G rates for four issuing carriers are pooled and listed under "TDS Telecom Companies-Group G" in Section 17.

Transmittal No. 215

Issued: June 18, 2018

Effective: July 3, 2018

President  
7852 Walker Drive, Greenbelt, Maryland 20770

(N)

(N)

**ACCESS SERVICE**7. Special Access Service (Cont'd)7.1 General (Cont'd)7.1.1 Channel Types (Cont'd)B. Issuing Carrier Special Access Offerings (Cont'd)

Issuing Carrier	High Capacity DS1 §7.10	High Capacity DS3 §7.10	High Capacity DS1 DSL Access Connection §7.10.3(E),(F)	High Capacity DS3 DSL Access Connection §7.10.3(E),(F)	High Capacity Term Discounts §7.2.8
Atlantic Telephone Membership Corp.	X	X	X	X	
Bluffton Telephone Company	X	X			X
Citizens Tel. Co. d/b/a Comporium Com.	X	X			X
Farmers Telephone Cooperative, Inc.	X	X			
Fort Mill Tel. Co. d/b/a Comporium Com.	X	X			X
Hargray Telephone Company	X	X			X
Home Telephone ILEC, LLC d/b/a Home Telecom	X	X			
Horry Telephone Cooperative, Inc.	X	X			X
Knology of the Valley, Inc.	X	X			X
Lancaster Tel. Co. d/b/a Comporium Com.	X	X			X
Millington Telephone Company d/b/a Ritter Communications	X	X			X
Mt. Horeb Telephone Company	X	X	X	X	
Comporium, Inc.	X	X			X
Smart City Telecom	X	X			DS3
TDS Telecom Companies-Group A <sup>(1)</sup>	X	X	X	X	X*
Camden Tel. and Telegraph Co. <sup>(1)</sup>	(1)	(1)	(1)	(1)	(1)*
Mt. Vernon Telephone Co. <sup>(1)</sup>	(1)	(1)	(1)	(1)	(1)*
Oklahoma Com. Sys. <sup>(1)</sup>	(1)	(1)	(1)	(1)	(1)*
Tennessee Telephone Co. <sup>(1)</sup>	(1)	(1)	(1)	(1)	(1)*
Chesnee Telephone Company, Inc. d/b/a Chesnee Communications	X	X	X	X	X
Coalfields Telephone Company	X	X	X	X	
Skyline Telephone Membership Corp.	X	X	X	X	
South Central Rural Telecommunications Cooperative, Inc.	X	X	X	X	
Yadkin Valley Tel. Membership Corp	X	X	X	X	

(T)

\*Company offers High Capacity Term Discount Optional Rate Plan Replacement

(1) TDS Telecom Companies-Group A rates for four issuing carriers are pooled and listed under "TDS Telecom Companies-Group A" in Section 17.

Transmittal No. 212

Issued: September 15, 2017

Effective: October 1, 2017

President  
7852 Walker Drive, Greenbelt, Maryland 20770

**ACCESS SERVICE**7. Special Access Service (Cont'd)7.1 General (Cont'd)7.1.1 Channel Types (Cont'd)B. Issuing Carrier Special Access Offerings (Cont'd)

Issuing Carrier	High Capacity DS1 §7.10	High Capacity DS3 §7.10	High Capacity DS1 DSL Access Connection §7.10.3(E),(F)	High Capacity DS3 DSL Access Connection §7.10.3(E),(F)	High Capacity Term Discounts §7.2.8
TruVista Communications Companies <sup>(1)</sup>	X	X	X	X	X
Chester Telephone Company d/b/a TruVista Communications <sup>(1)</sup>	(1)	(1)	(1)	(1)	(1)
Lockhart Telephone Company d/b/a TruVista Communications <sup>(1)</sup>	(1)	(1)	(1)	(1)	(1)
Ridgeway Telephone Company d/b/a TruVista Communications <sup>(1)</sup>	(1)	(1)	(1)	(1)	(1)
Tri County Telephone Association, Inc.	X	X			X
Livingston Telephone Company	X	X	X	X	X
TDS Telecom Companies-Group B <sup>(2)</sup>					
Arvig Telephone Company d/b/a TDS Telecom <sup>(2)</sup>	(2)	(2)	(2)	(2)	(2)
Badger Telecom, LLC d/b/a TDS Telecom <sup>(2)</sup>	(2)	(2)	(2)	(2)	(2)
Blue Ridge Telephone Company d/b/a TDS Telecom <sup>(2)</sup>	(2)	(2)	(2)	(2)	(2)
Bridge Water Telephone Company d/b/a TDS Telecom <sup>(2)</sup>	(2)	(2)	(2)	(2)	(2)
Central State Telephone Company, LLC d/b/a TDS Telecom <sup>(2)</sup>	(2)	(2)	(2)	(2)	(2)
Concord Telephone Exchange, Inc. d/b/a TDS Telecom <sup>(2)</sup>	(2)	(2)	(2)	(2)	(2)

(N)

(N)

(1) TruVista Communications Companies rates for three issuing carriers are pooled and listed under "TruVista Communications" in Section 17.

(2) TDS Telecom Companies-Group B Special Access rates for 15 issuing carriers are pooled and listed under "TDS Telecom Companies-Group B" in Section 17.

(T)

(T)

Transmittal No. 181

Issued: June 16, 2014

Effective: July 1, 2014

President  
7852 Walker Drive, Greenbelt, Maryland 20770

**ACCESS SERVICE**7. Special Access Service (Cont'd)7.1 General (Cont'd)7.1.1 Channel Types (Cont'd)B. Issuing Carrier Special Access Offerings (Cont'd)

Issuing Carrier	High Capacity DS1 §7.10	High Capacity DS3 §7.10	High Capacity DS1 DSL Access Connection §7.10.3(E),(F)	High Capacity DS3 DSL Access Connection §7.10.3(E),(F)	High Capacity Term Discounts §7.2.8
TDS Telecom Companies-Group B (Cont'd) <sup>(1)</sup>	(1)	(1)	(1)	(1)	(1)
Mid-Plains Telephone Company, LLC d/b/a TDS Telecom <sup>(1)</sup>	(1)	(1)	(1)	(1)	(1)
Mid-State Telephone Company d/b/a TDS Telecom <sup>(1)</sup>	(1)	(1)	(1)	(1)	(1)
Nelson-Ball Ground Telephone Company d/b/a TDS Telecom <sup>(1)</sup>	(1)	(1)	(1)	(1)	(1)
Quincy Telephone Company d/b/a TDS Telecom (FL) <sup>(1)</sup>	(1)	(1)	(1)	(1)	(1)
Quincy Telephone Company d/b/a TDS Telecom (GA) <sup>(1)</sup>	(1)	(1)	(1)	(1)	(1)
Stockbridge & Sherwood Telephone Company d/b/a TDS Telecom <sup>(1)</sup>	(1)	(1)	(1)	(1)	(1)
Strasburg Telephone Company d/b/a TDS Telecom <sup>(1)</sup>	(1)	(1)	(1)	(1)	(1)
Tellico Telephone Company, Inc. d/b/a TDS Telecom <sup>(1)</sup>	(1)	(1)	(1)	(1)	(1)
UTELCO, LLC d/b/a TDS Telecom <sup>(1)</sup>	(1)	(1)	(1)	(1)	(1)
Bixby Telephone Company	X	X	X	X	X
Ellijay Telephone Company	X	X	X	X	X
Brindlee Mountain Telephone LLC	X	X	X	X	X
Otelco Telephone LLC	X	X	X	X	X

(D)

(1) TDS Telecom Companies-Group B Special Access rates for 15 issuing carriers are pooled and listed under "TDS Telecom Companies-Group B" in Section 17.

Transmittal No. 197

Issued: June 16, 2016

Effective: July 1, 2016

President  
7852 Walker Drive, Greenbelt, Maryland 20770

**ACCESS SERVICE****7. Special Access Service (Cont'd)****7.1 General (Cont'd)****7.1.1 Channel Types (Cont'd)****B. Issuing Carrier Special Access Offerings (Cont'd)**

Issuing Carrier	High Capacity DS1 §7.10	High Capacity DS3 §7.10	High Capacity DS1 DSL Access Connection §7.10.3(E),(F)	High Capacity DS3 DSL Access Connection §7.10.3(E),(F)	High Capacity Term Discounts §7.2.8
<b>TDS Telecom Companies-Group C<sup>(1)</sup></b>					
Butler Telephone Company, Inc. d/b/a TDS Telecom <sup>(1)</sup>	(1)	(1)	(1)	(1)	(1)
Communications Corporation of Indiana d/b/a TDS Telecom <sup>(1)</sup>	(1)	(1)	(1)	(1)	(1)
Kearsarge Telephone Company d/b/a TDS Telecom <sup>(1)</sup>	(1)	(1)	(1)	(1)	(1)
MCTA, Inc. d/b/a TDS Telecom <sup>(1)</sup>	(1)	(1)	(1)	(1)	(1)
Merrimack County Telephone Company d/b/a TDS Telecom <sup>(1)</sup>	(1)	(1)	(1)	(1)	(1)
Peoples Telephone Company, Inc. d/b/a TDS Telecom <sup>(1)</sup>	(1)	(1)	(1)	(1)	(1)
Somerset Telephone Company d/b/a TDS Telecom <sup>(1)</sup>	(1)	(1)	(1)	(1)	(1)
Southwestern Telephone Company d/b/a TDS Telecom <sup>(1)</sup>	(1)	(1)	(1)	(1)	(1)
Williston Telephone Company d/b/a TDS Telecom <sup>(1)</sup>	(1)	(1)	(1)	(1)	(1)
<b>TDS Telecom Companies-Group D<sup>(2)</sup></b>					
Amelia Telephone Corporation d/b/a TDS Telecom <sup>(2)</sup>	(2)	(2)	(2)	(2)	(2)
Arizona Telephone Company d/b/a TDS Telecom <sup>(2)</sup>	(2)	(2)	(2)	(2)	(2)
Delta County Tele-Comm, Inc. d/b/a TDS Telecom <sup>(2)</sup>	(2)	(2)	(2)	(2)	(2)

(1) TDS Telecom Companies-Group C Special Access rates for 9 issuing carriers are pooled and listed under “TDS Telecom Companies-Group C” in Section 17.

(2) TDS Telecom Companies-Group D Special Access rates for 12 issuing carriers are pooled and listed under “TDS Telecom Companies-Group D” in Section 17.

Transmittal No. 190

Issued: June 16, 2015

Effective: July 1, 2015

President  
7852 Walker Drive, Greenbelt, Maryland 20770

(N)

(N)

**ACCESS SERVICE**7. Special Access Service (Cont'd)7.1 General (Cont'd)7.1.1 Channel Types (Cont'd)B. Issuing Carrier Special Access Offerings (Cont'd)

Issuing Carrier	High Capacity DS1 §7.10	High Capacity DS3 §7.10	High Capacity DS1 DSL Access Connection §7.10.3(E),(F)	High Capacity DS3 DSL Access Connection §7.10.3(E),(F)	High Capacity Term Discounts §7.2.8
TDS Telecom Companies-Group D (Cont'd) <sup>(1)</sup>					
Leslie County Telephone Company d/b/a TDS Telecom <sup>(1)</sup>	(1)	(1)	(1)	(1)	(1)
Midway Telephone Company, LLC d/b/a TDS Telecom <sup>(1)</sup>	(1)	(1)	(1)	(1)	(1)
Riverside Telecom, LLC, LLC d/b/a TDS Telecom <sup>(1)</sup>	(1)	(1)	(1)	(1)	(1)
Tipton Telephone Company, Inc. d/b/a TDS Telecom <sup>(1)</sup>	(1)	(1)	(1)	(1)	(1)
Tri-County Telephone Company, Inc. d/b/a TDS Telecom <sup>(1)</sup>	(1)	(1)	(1)	(1)	(1)
Union Telephone Company d/b/a TDS Telecom <sup>(1)</sup>	(1)	(1)	(1)	(1)	(1)
Virginia Telephone Company d/b/a TDS Telecom <sup>(1)</sup>	(1)	(1)	(1)	(1)	(1)
Waunakee Telephone Company, LLC d/b/a TDS Telecom <sup>(1)</sup>	(1)	(1)	(1)	(1)	(1)
Wilton Telephone Company, Inc. d/b/a TDS Telecom <sup>(1)</sup>	(1)	(1)	(1)	(1)	(1)
Saco River Telephone LLC	X	X	X	X	X
Etex Telephone Cooperative, Inc.	X	X			X

(1) TDS Telecom Companies-Group D Special Access rates for 12 issuing carriers are pooled and listed under "TDS Telecom Companies-Group D" in Section 17.

Transmittal No. 190

Issued: June 16, 2015

Effective: July 1, 2015

President  
7852 Walker Drive, Greenbelt, Maryland 20770

**ACCESS SERVICE**7. Special Access Service (Cont'd)7.1 General (Cont'd)7.1.1 Channel Types (Cont'd)B. Issuing Carrier Special Access Offerings (Cont'd)

Issuing Carrier	High Capacity DS1 §7.10	High Capacity DS3 §7.10	High Capacity DS1 DSL Access Connection §7.10.3(E),(F)	High Capacity DS3 DSL Access Connection §7.10.3(E),(F)	High Capacity Term Discounts §7.2.8
Hancock Rural Telephone Corporation d/b/a NineStar Connect	X	X	X	X	X
Piedmont Rural Telephone Cooperative, Inc.	X	X	X	X	X
Ringgold Telephone Company	X	X	X	X	X
Star Telephone Membership Corp.	X	X	X	X	X
Winnebago Cooperative Telecom Association	X	X	X	X	X
Winnebago Cooperative Telecom Association-LB	X	X			X
Total Communications, Inc.	X	X	X	X	X
Pine Telephone Company	X	X	X	X	X
Moundridge Telephone Company	X	X	X	X	X
The Pioneer Telephone Association, Inc. d/b/a Pioneer Communications	X	X	X	X	X
Heartland Telecommunications of Iowa d/b/a Premier Communications	X	X			X
Arkwest Communications, Inc.	X	X	X	X	X
Blackfoot Telephone Cooperative, Inc.	X	X	X	X	X
Chazy & Westport Telephone Corporation	X	X	X	X	X
ComSouth Telecommunications, Inc.	X	X	X	X	X
Consolidated Telecom, Inc.	X	X	X	X	X
Consolidated Telephone Company	X	X	X	X	X
Curtis Telephone Company	X	X	X	X	X
Cross Tel. Co.	X	X	X	X	X

(N)

(N)

Transmittal No. 208

Issued: June 16, 2017

Effective: July 1, 2017

President  
7852 Walker Drive, Greenbelt, Maryland 20770



**ACCESS SERVICE**7. Special Access Service (Cont'd)7.1 General (Cont'd)7.1.1 Channel Types (Cont'd)B. Issuing Carrier Special Access Offerings (Cont'd)

Issuing Carrier	High Capacity DS1 §7.10	High Capacity DS3 §7.10	High Capacity DS1 DSL Access Connection §7.10.3(E),(F)	High Capacity DS3 DSL Access Connection §7.10.3(E),(F)	High Capacity Term Discounts §7.2.8
Eastex Telephone Cooperative, Inc.	X	X	X	X	X
Fremont Telcom Co.	X	X	X	X	X
Grand River Mutual Telephone Company-IA	X	X	X	X	X
Grand River Mutual Telephone Company-MO	X	X	X	X	X
Highland Telephone Cooperative	X	X	X	X	X
Industry Telephone Company	X	X	X	X	X
Lumos Telephone of Botetourt, Inc.	X	X	X	X	X
Mark Twain Rural Telephone Company	X	X	X	X	X
Mid-Plains Rural Tel. Coop., Inc.	X	X	X	X	
Pineland Telephone Cooperative, Inc.	X	X	X	X	X
Twin Lakes Telephone Cooperative Corp.	X	X	X	X	X
Wilkes Telephone & Electric Company, Inc.	X	X	X	X	X
Bruce Telephone Company, Inc.	X	X	X	X	X
Chickamauga Telephone Corporation	X	X	X	X	X
Fulton Telephone Company, Inc.	X	X	X	X	X
Mound Bayou Telephone & Communications, Inc.	X	X	X	X	X
Knology Total Communications, Inc.	X	X	X	X	X
Valley Telephone Co., LLC	X	X	X	X	X

(C)

Transmittal No. 217

**ACCESS SERVICE**7. Special Access Service (Cont'd)7.1 General (Cont'd)7.1.1 Channel Types (Cont'd)B. Issuing Carrier Special Access Offerings (Cont'd)

Issuing Carrier	High Capacity DS1 §7.10	High Capacity DS3 §7.10	High Capacity DS1 DSL Access Connection §7.10.3(E),(F)	High Capacity DS3 DSL Access Connection §7.10.3(E),(F)	High Capacity Term Discounts §7.2.8	
Blountsville Telephone LLC	X	X	X	X	X	(N)
Granby Telephone LLC	X	X	X	X	X	
Hopper Telecommunications LLC	X	X	X	X	X	
Mid-Maine Telecom LLC	X	X	X	X	X	
Otelco Mid-Missouri LLC	X	X	X	X	X	
Pine Tree Telephone LLC	X	X	X	X	X	
Shoreham Telephone LLC	X	X	X	X	X	
War Telephone LLC	X	X	X	X	X	
Mutual Telephone Company	X	X	X	X	X	
Northern Iowa Telephone Company	X	X	X	X	X	
Webb-Dickens Telephone Corporation	X	X	X	X	X	
Smithville Telephone Company, Inc.	X	X	X	X	X	
Tri-County Telephone Company, Inc.	X	X	X	X	X	(N)

Transmittal No. 208

Issued: June 16, 2017

Effective: July 1, 2017

President  
7852 Walker Drive, Greenbelt, Maryland 20770

**ACCESS SERVICE**7. Special Access Service (Cont'd)7.1 General (Cont'd)7.1.1 Channel Types (Cont'd)B. Issuing Carrier Special Access Offerings (Cont'd)

Issuing Carrier	High Capacity DS1 §7.10	High Capacity DS3 §7.10	High Capacity DS1 DSL Access Connection §7.10.3(E),(F)	High Capacity DS3 DSL Access Connection §7.10.3(E),(F)	High Capacity Term Discounts §7.2.8
TDS Telecom Companies-Group E <sup>(1)</sup>	X	X	X	X	X
Communication Corporation of Michigan <sup>(1)</sup>	X	X	X	X	X
Deposit Telephone Company, Inc. <sup>(1)</sup>	X	X	X	X	X
Hampden Telephone Company <sup>(1)</sup>	X	X	X	X	X
Hartland and St. Albans Telephone Company <sup>(1)</sup>	X	X	X	X	X
Hornitos Telephone Co. <sup>(1)</sup>	X	X	X	X	X
Ludlow Telephone Company <sup>(1)</sup>	X	X	X	X	X
McClellanville Telephone Company, Inc. <sup>(1)</sup>	X	X	X	X	X
New Castle Telephone Company <sup>(1)</sup>	X	X	X	X	X
Port Byron Telephone Company <sup>(1)</sup>	X	X	X	X	X
Southeast Mississippi Telephone Company, Inc. <sup>(1)</sup>	X	X	X	X	X
St. Stephen Telephone Company <sup>(1)</sup>	X	X	X	X	X
Sugar Valley Telephone Company <sup>(1)</sup>	X	X	X	X	X
Vernon Telephone Company, Inc. <sup>(1)</sup>	X	X	X	X	X
Warren Telephone Company <sup>(1)</sup>	X	X	X	X	X
Winterhaven Telephone Company <sup>(1)</sup>	X	X	X	X	X

(1) TDS Telecom Companies-Group E rates for four issuing carriers are pooled and listed under "TDS Telecom Companies-Group E" in Section 17.

Transmittal No. 208

Issued: June 16, 2017

Effective: July 1, 2017

President  
7852 Walker Drive, Greenbelt, Maryland 20770

**ACCESS SERVICE**7. Special Access Service (Cont'd)7.1 General (Cont'd)7.1.1 Channel Types (Cont'd)B. Issuing Carrier Special Access Offerings (Cont'd)

Issuing Carrier	High Capacity DS1 §7.10	High Capacity DS3 §7.10	High Capacity DS1 DSL Access Connection §7.10.3(E),(F)	High Capacity DS3 DSL Access Connection §7.10.3(E),(F)	High Capacity Term Discounts §7.2.8
TDS Telecom Companies-Group F <sup>(1)</sup>	X	X	X	X	X
Asotin Telephone Company (OR) <sup>(1)</sup>	X	X	X	X	X
Asotin Telephone Company (WA) <sup>(1)</sup>	X	X	X	X	X
Calhoun City Telephone Company, Inc. <sup>(1)</sup>	X	X	X	X	X
Chatham Telephone Company <sup>(1)</sup>	X	X	X	X	X
Communications Corporation of Southern Indiana <sup>(1)</sup>	X	X	X	X	X
Dickeyville Telephone, LLC <sup>(1)</sup>	X	X	X	X	X
EastCoast Telecom of Wisconsin, LLC <sup>(1)</sup>	X	X	X	X	X
Edwards Telephone Company, Inc. <sup>(1)</sup>	X	X	X	X	X
Home Telephone Company, Inc. <sup>(1)</sup>	X	X	X	X	X
Humphreys County Telephone Company <sup>(1)</sup>	X	X	X	X	X
Mid-America Telephone, Inc. <sup>(1)</sup>	X	X	X	X	X
Myrtle Telephone Company, Inc. <sup>(1)</sup>	X	X	X	X	X
Potlatch Telephone Company <sup>(1)</sup>	X	X	X	X	X
Shiawassee Telephone Company <sup>(1)</sup>	X	X	X	X	X
Tenney Telephone Company, LLC <sup>(1)</sup>	X	X	X	X	X
The Farmers Telephone Company, LLC <sup>(1)</sup>	X	X	X	X	X
Wolverine Telephone Company <sup>(1)</sup>	X	X	X	X	X

(N)

(1) TDS Telecom Companies-Group F rates for four issuing carriers are pooled and listed under "TDS Telecom Companies-Group F" in Section 17.

(N)

Transmittal No. 208

Issued: June 16, 2017

Effective: July 1, 2017

President  
7852 Walker Drive, Greenbelt, Maryland 20770

**ACCESS SERVICE**7. Special Access Service (Cont'd)7.1 General (Cont'd)7.1.1 Channel Types (Cont'd)B. Issuing Carrier Special Access Offerings (Cont'd)

Issuing Carrier	High Capacity DS1 §7.10	High Capacity DS3 §7.10	High Capacity DS1 DSL Access Connection §7.10.3(E),(F)	High Capacity DS3 DSL Access Connection §7.10.3(E),(F)	High Capacity Term Discounts §7.2.8
TDS Telecom Companies-Group G <sup>(1)</sup>	X	X	X	X	X
Arcadia Telephone Company <sup>(1)</sup>	X	X	X	X	X
Black Earth Telephone Company, LLC <sup>(1)</sup>	X	X	X	X	X
Bonduel Telephone Company, LLC <sup>(1)</sup>	X	X	X	X	X
Burlington, Brighton and Wheatland Telephone Company <sup>(1)</sup>	X	X	X	X	X
Camden Telephone Company, Inc. <sup>(1)</sup>	X	X	X	X	X
Cobbosseecontee Telephone Company <sup>(1)</sup>	X	X	X	X	X
Continental Telephone Company <sup>(1)</sup>	X	X	X	X	X
Grantland Telecom, LLC <sup>(1)</sup>	X	X	X	X	X
Happy Valley Telephone Company <sup>(1)</sup>	X	X	X	X	X
Island Telephone Company <sup>(1)</sup>	X	X	X	X	X
Lewis River Telephone Company, Inc. <sup>(1)</sup>	X	X	X	X	X
Lewisport Telephone Company <sup>(1)</sup>	X	X	X	X	X
Little Miami Communications Corporation <sup>(1)</sup>	X	X	X	X	X
Mahanoy and Mahantango Telephone Company <sup>(1)</sup>	X	X	X	X	X
McDaniel Telephone Company <sup>(1)</sup>	X	X	X	X	X

(1) TDS Telecom Companies-Group G rates for four issuing carriers are pooled and listed under "TDS Telecom Companies-Group G" in Section 17.

Transmittal No. 208

(N)

(N)

**ACCESS SERVICE**7. Special Access Service (Cont'd)7.1 General (Cont'd)7.1.1 Channel Types (Cont'd)B. Issuing Carrier Special Access Offerings (Cont'd)

Issuing Carrier	High Capacity DS1 §7.10	High Capacity DS3 §7.10	High Capacity DS1 DSL Access Connection §7.10.3(E),(F)	High Capacity DS3 DSL Access Connection §7.10.3(E),(F)	High Capacity Term Discounts §7.2.8
TDS Telecom Companies-Group G <sup>(1)</sup> (Cont'd)	X	X	X	X	X
Mosinee Telephone Company LLC <sup>(1)</sup>	X	X	X	X	X
Northfield Telephone Company <sup>(1)</sup>	X	X	X	X	X
Oakwood Telephone Company <sup>(1)</sup>	X	X	X	X	X
Vernon Telephone Company, Inc. - Oriskany Falls <sup>(1)</sup>	X	X	X	X	X
Perkinsville Telephone Company, Inc. <sup>(1)</sup>	X	X	X	X	X
Salem Telephone Company <sup>(1)</sup>	X	X	X	X	X
Scandinavia Telephone Company, LLC <sup>(1)</sup>	X	X	X	X	X
Southeast Telephone Co. of Wisconsin, LLC <sup>(1)</sup>	X	X	X	X	X
The Home Telephone Company of Pittsboro, Inc. <sup>(1)</sup>	X	X	X	X	X
The Island Telephone Company <sup>(1)</sup>	X	X	X	X	X
The Merchant and Farmers Telephone Company <sup>(1)</sup>	X	X	X	X	X
The State Long Distance Telephone Company, LLC <sup>(1)</sup>	X	X	X	X	X
The West Penobscot Telephone and Telegraph Company <sup>(1)</sup>	X	X	X	X	X
Township Telephone Company, Inc. <sup>(1)</sup>	X	X	X	X	X
Winsted Telephone Company <sup>(1)</sup>	X	X	X	X	X

(T)

(1) TDS Telecom Companies-Group G rates for four issuing carriers are pooled and listed under "TDS Telecom Companies-Group G" in Section 17.

Transmittal No. 214

Issued: March 16, 2018

Effective: April 1, 2018

President  
7852 Walker Drive, Greenbelt, Maryland 20770

**ACCESS SERVICE**7. Special Access Service (Cont'd)7.1 General (Cont'd)7.1.1 Channel Types (Cont'd)B. Issuing Carrier Special Access Offerings (Cont'd)

Issuing Carrier	High Capacity DS1 §7.10	High Capacity DS3 §7.10	High Capacity DS1 DSL Access Connection §7.10.3(E),(F)	High Capacity DS3 DSL Access Connection §7.10.3(E),(F)	High Capacity Term Discounts §7.2.8	
American Broadband Nebraska						(N)
Arlington Telephone Company	X	X	X	X	X	
The Blair Telephone Company	X	X	X	X	X	
Eastern Nebraska Telephone Company	X	X	X	X	X	
Rock County Telephone Company	X	X	X	X	X	
Taylor Telephone Cooperative, Inc.	X	X	X	X		
TeleGuam Holdings, LLC	X	X	X	X	X	
Valley Telephone Cooperative, Inc.	X	X	X	X	X	(N)

Transmittal No. 215

Issued: June 18, 2018

Effective: July 3, 2018

President  
7852 Walker Drive, Greenbelt, Maryland 20770

**ACCESS SERVICE**7. Special Access Service (Cont'd)7.1 General (Cont'd)7.1.1 Channel Types (Cont'd)B. Issuing Carrier Special Access Offerings (Cont'd)

Issuing Carrier	SOCS Rate Regs. I – CT Without Mileage Charges §7.11.3	SOCS Rate Regs. II - CT With Mileage Charges §7.11.4. -	SOCS STS1 §7.11	SOCS OC3 §7.11	SOCS OC12 §7.11
Atlantic Telephone Membership Corp.	X		X	X	X
Bluffton Telephone Company	X		X	X	X
Citizens Tel. Co. d/b/a Comporium Com.					
Farmers Telephone Cooperative, Inc.	X		X	X	X
Fort Mill Tel. Co. d/b/a Comporium Com.	X		X	X	X
Hargray Telephone Company	X		X	X	X
Home Telephone ILEC, LLC d/b/a Home Telecom					
Horry Telephone Cooperative, Inc.	X		X	X	X
Knology of the Valley, Inc.					
Lancaster Tel. Co. d/b/a Comporium Com.	X		X	X	X
Millington Telephone Company d/b/a Ritter Communications	X		X	X	X
Mt. Horeb Telephone Company	X				X
Comporium, Inc.	X		X	X	X
Smart City Telecom		X	X	X	X
TDS Telecom Companies-Group A <sup>(1)</sup>	X		X	X	X
Camden Tel. and Telegraph Co. <sup>(1)</sup>	(1)		(1)	(1)	(1)
Mt. Vernon Telephone Co. <sup>(1)</sup>	(1)		(1)	(1)	(1)
Oklahoma Com. Sys. <sup>(1)</sup>	(1)		(1)	(1)	(1)
Tennessee Telephone Co. <sup>(1)</sup>	(1)		(1)	(1)	(1)
Chesnee Telephone Company, Inc. d/b/a Chesnee Communications	X		X	X	X
Coalfields Telephone Company	X		X	X	X
Skyline Telephone Membership Corp.	X		X	X	X
South Central Rural Telecommunications Cooperative, Inc.	X		X	X	X
Yadkin Valley Tel. Membership Corp.	X		X	X	X

(T)

\* SOCS = Synchronous Optical Channel Service

(1) TDS Telecom Companies-Group A rates for four issuing carriers are pooled and listed under "TDS Telecom Companies-Group A" in Section 17.

Transmittal No. 212

Issued: September 15, 2017

Effective: October 1, 2017

President  
7852 Walker Drive, Greenbelt, Maryland 20770



**ACCESS SERVICE**7. Special Access Service (Cont'd)7.1 General (Cont'd)7.1.1 Channel Types (Cont'd)B. Issuing Carrier Special Access Offerings (Cont'd)

Issuing Carrier	SOCS Rate Regs. I – CT Without Mileage Charges §7.11.3	SOCS Rate Regs. II - CT With Mileage Charges §7.11.4. -	SOCS STS1 §7.11	SOCS OC3 §7.11	SOCS OC12 §7.11
TruVista Communications Companies <sup>(1)</sup>	X		X	X	X
Chester Telephone Company d/b/a TruVista Communications <sup>(1)</sup>	(1)		(1)	(1)	(1)
Lockhart Telephone Company d/b/a TruVista Communication <sup>(1)</sup> s	(1)		(1)	(1)	(1)
Ridgeway Telephone Company d/b/a TruVista Communications <sup>(1)</sup>	(1)		(1)	(1)	(1)
Tri County Telephone Association, Inc.					
Livingston Telephone Company	X		X	X	X
TDS Telecom Companies-Group B <sup>(2)</sup>					
Arvig Telephone Company d/b/a TDS Telecom <sup>(2)</sup>	(2)		(2)	(2)	(2)
Badger Telecom, LLC d/b/a TDS Telecom <sup>(2)</sup>	(2)		(2)	(2)	(2)
Blue Ridge Telephone Company d/b/a TDS Telecom <sup>(2)</sup>	(2)		(2)	(2)	(2)
Bridge Water Telephone Company d/b/a TDS Telecom <sup>(2)</sup>	(2)		(2)	(2)	(2)
Central State Telephone Company, LLC d/b/a TDS Telecom <sup>(2)</sup>	(2)		(2)	(2)	(2)
Concord Telephone Exchange, Inc. d/b/a TDS Telecom <sup>(2)</sup>	(2)		(2)	(2)	(2)

(1) TruVista Communications Companies rates for three issuing carriers are pooled and listed under “TruVista Communications” in Section 17.

(2) TDS Telecom Companies-Group B Special Access rates for 15 issuing carriers are pooled and listed under “TDS Telecom Companies-Group B” in Section 17.

Transmittal No. 181

Issued: June 16, 2014

Effective: July 1, 2014

President  
7852 Walker Drive, Greenbelt, Maryland 20770

(N)

(N)

(N)

(N)

**ACCESS SERVICE**7. Special Access Service (Cont'd)7.1 General (Cont'd)7.1.1 Channel Types (Cont'd)B. Issuing Carrier Special Access Offerings (Cont'd)

Issuing Carrier	SOCS Rate Regs. I – CT Without Mileage Charges §7.11.3	SOCS Rate Regs. II - CT With Mileage Charges §7.11.4. -	SOCS STS1 §7.11	SOCS OC3 §7.11	SOCS OC12 §7.11
TDS Telecom Companies-Group B (Cont'd) <sup>(1)</sup>					
Mid-Plains Telephone Company, LLC d/b/a TDS Telecom <sup>(1)</sup>	(1)		(1)	(1)	(1)
Mid-State Telephone Company d/b/a TDS Telecom <sup>(1)</sup>	(1)		(1)	(1)	(1)
Nelson-Ball Ground Telephone Company d/b/a TDS Telecom <sup>(1)</sup>	(1)		(1)	(1)	(1)
Quincy Telephone Company d/b/a TDS Telecom (FL) <sup>(1)</sup>	(1)		(1)	(1)	(1)
Quincy Telephone Company d/b/a TDS Telecom (GA) <sup>(1)</sup>	(1)		(1)	(1)	(1)
Stockbridge & Sherwood Telephone Company d/b/a TDS Telecom <sup>(1)</sup>	(1)		(1)	(1)	(1)
Strasburg Telephone Company d/b/a TDS Telecom <sup>(1)</sup>	(1)		(1)	(1)	(1)
Tellico Telephone Company, Inc. d/b/a TDS Telecom <sup>(1)</sup>	(1)		(1)	(1)	(1)
UTELCO, LLC d/b/a TDS Telecom <sup>(1)</sup>	(1)		(1)	(1)	(1)
Bixby Telephone Company	X		X	X	X
Ellijay Telephone Company	X		X	X	X
Brindlee Mountain Telephone LLC	X		X	X	X
Otelco Telephone LLC	X		X	X	X

(1) TDS Telecom Companies-Group B Special Access rates for 15 issuing carriers are pooled and listed under “TDS Telecom Companies-Group B” in Section 17.

Transmittal No. 181

Issued: June 16, 2014

Effective: July 1, 2014

President  
7852 Walker Drive, Greenbelt, Maryland 20770

**ACCESS SERVICE**7. Special Access Service (Cont'd)7.1 General (Cont'd)7.1.1 Channel Types (Cont'd)B. Issuing Carrier Special Access Offerings (Cont'd)

Issuing Carrier	SOCS Rate Regs. I – CT Without Mileage Charges §7.11.3	SOCS Rate Regs. II - CT With Mileage Charges §7.11.4. -	SOCS STS1 §7.11	SOCS OC3 §7.11	SOCS OC12 §7.11
TDS Telecom Companies-Group C <sup>(1)</sup>					
Butler Telephone Company, Inc. d/b/a TDS Telecom <sup>(1)</sup>	(1)		(1)	(1)	(1)
Communications Corporation of Indiana d/b/a TDS Telecom <sup>(1)</sup>	(1)		(1)	(1)	(1)
Kearsarge Telephone Company d/b/a TDS Telecom <sup>(1)</sup>	(1)		(1)	(1)	(1)
MCTA, Inc. d/b/a TDS Telecom <sup>(1)</sup>	(1)		(1)	(1)	(1)
Merrimack County Telephone Company d/b/a TDS Telecom <sup>(1)</sup>	(1)		(1)	(1)	(1)
Peoples Telephone Company, Inc. d/b/a TDS Telecom <sup>(1)</sup>	(1)		(1)	(1)	(1)
Somerset Telephone Company d/b/a TDS Telecom <sup>(1)</sup>	(1)		(1)	(1)	(1)
Southwestern Telephone Company d/b/a TDS Telecom <sup>(1)</sup>	(1)		(1)	(1)	(1)
Williston Telephone Company d/b/a TDS Telecom <sup>(1)</sup>	(1)		(1)	(1)	(1)
TDS Telecom Companies-Group D <sup>(2)</sup>					
Amelia Telephone Corporation d/b/a TDS Telecom <sup>(2)</sup>	(2)		(2)	(2)	(2)
Arizona Telephone Company d/b/a TDS Telecom <sup>(2)</sup>	(2)		(2)	(2)	(2)
Delta County Tele-Comm, Inc. d/b/a TDS Telecom <sup>(2)</sup>	(2)		(2)	(2)	(2)

(1) TDS Telecom Companies-Group C Special Access rates for 9 issuing carriers are pooled and listed under “TDS Telecom Companies-Group C” in Section 17.

(2) TDS Telecom Companies-Group D Special Access rates for 12 issuing carriers are pooled and listed under “TDS Telecom Companies-Group D” in Section 17.

Transmittal No. 190

Issued: June 16, 2015

Effective: July 1, 2015

President  
7852 Walker Drive, Greenbelt, Maryland 20770

(N)

(N)

**ACCESS SERVICE**7. Special Access Service (Cont'd)7.1 General (Cont'd)7.1.1 Channel Types (Cont'd)B. Issuing Carrier Special Access Offerings (Cont'd)

Issuing Carrier	SOCS Rate Regs. I – CT Without Mileage Charges §7.11.3	SOCS Rate Regs. II - CT With Mileage Charges §7.11.4. -	SOCS STS1 §7.11	SOCS OC3 §7.11	SOCS OC12 §7.11
TDS Telecom Companies-Group D (Cont'd) <sup>(1)</sup>					
Leslie County Telephone Company d/b/a TDS Telecom <sup>(1)</sup>	(1)		(1)	(1)	(1)
Midway Telephone Company, LLC d/b/a TDS Telecom <sup>(1)</sup>	(1)		(1)	(1)	(1)
Riverside Telecom, LLC, LLC d/b/a TDS Telecom <sup>(1)</sup>	(1)		(1)	(1)	(1)
Tipton Telephone Company, Inc. d/b/a TDS Telecom <sup>(1)</sup>	(1)		(1)	(1)	(1)
Tri-County Telephone Company, Inc. d/b/a TDS Telecom <sup>(1)</sup>	(1)		(1)	(1)	(1)
Union Telephone Company d/b/a TDS Telecom <sup>(1)</sup>	(1)		(1)	(1)	(1)
Virginia Telephone Company d/b/a TDS Telecom <sup>(1)</sup>	(1)		(1)	(1)	(1)
Waunakee Telephone Company, LLC d/b/a TDS Telecom <sup>(1)</sup>	(1)		(1)	(1)	(1)
Wilton Telephone Company, Inc. d/b/a TDS Telecom <sup>(1)</sup>	(1)		(1)	(1)	(1)
Saco River Telephone LLC	X		X	X	X

(1) TDS Telecom Companies-Group D Special Access rates for 12 issuing carriers are pooled and listed under “TDS Telecom Companies-Group D” in Section 17.

Transmittal No. 190

Issued: June 16, 2015

Effective: July 1, 2015

President  
7852 Walker Drive, Greenbelt, Maryland 20770

**ACCESS SERVICE**7. Special Access Service (Cont'd)7.1 General (Cont'd)7.1.1 Channel Types (Cont'd)B. Issuing Carrier Special Access Offerings (Cont'd)

Issuing Carrier	SOCS Rate Regs. I – CT Without Mileage Charges §7.11.3	SOCS Rate Regs. II - CT With Mileage Charges §7.11.4. -	SOCS STS1 §7.11	SOCS OC3 §7.11	SOCS OC12 §7.11
Hancock Rural Telephone Corporation d/b/a NineStar Connect	X		X	X	X
Piedmont Rural Telephone Cooperative, Inc.	X		X	X	X
Ringgold Telephone Company	X		X	X	X
Star Telephone Membership Corp.	X		X	X	X
Winnebago Cooperative Telecom Association	X		X	X	X
Winnebago Cooperative Telecom Association-LB	X		X	X	X
Total Communications, Inc.	X		X	X	X
Pine Telephone Company	X		X	X	X
Moundridge Telephone Company	X		X	X	X
The Pioneer Telephone Association, Inc. d/b/a Pioneer Communications	X		X	X	X
Heartland Telecommunications of Iowa d/b/a Premier Communications	X		X	X	X
Arkwest Communications, Inc.	X		X	X	X
Blackfoot Telephone Cooperative, Inc.	X		X	X	X
Chazy & Westport Telephone Corporation	X		X	X	X
ComSouth Telecommunications, Inc.	X		X	X	X
Consolidated Telecom, Inc.	X		X	X	X
Consolidated Telephone Company	X		X	X	X
Curtis Telephone Company	X		X	X	X
Cross Tel. Co.	X		X	X	X

(N)  
—  
(N)

Transmittal No. 208

Issued: June 16, 2017

Effective: July 1, 2017

President  
7852 Walker Drive, Greenbelt, Maryland 20770

**ACCESS SERVICE**7. Special Access Service (Cont'd)7.1 General (Cont'd)7.1.1 Channel Types (Cont'd)B. Issuing Carrier Special Access Offerings (Cont'd)

Issuing Carrier	SOCS Rate Regs. I – CT Without Mileage Charges §7.11.3	SOCS Rate Regs. II - CT With Mileage Charges §7.11.4. -	SOCS STS1 §7.11	SOCS OC3 §7.11	SOCS OC12 §7.11
Eastex Telephone Cooperative, Inc.	X		X	X	X
Fremont Telcom Co.	X		X	X	X
Grand River Mutual Telephone Company-IA	X		X	X	X
Grand River Mutual Telephone Company-MO	X		X	X	X
Highland Telephone Cooperative	X		X	X	X
Industry Telephone Company	X		X	X	X
Lumos Telephone of Botetourt, Inc.	X		X	X	X
Mark Twain Rural Telephone Company	X		X	X	X
Mid-Plains Rural Tel. Coop., Inc.	X		X	X	X
Pineland Telephone Cooperative, Inc.	X		X	X	X
Twin Lakes Telephone Cooperative Corp.	X		X	X	X
Wilkes Telephone & Electric Company, Inc.	X		X	X	X
Bruce Telephone Company, Inc.	X		X	X	X
Chickamauga Telephone Corporation	X		X	X	X
Fulton Telephone Company, Inc.	X		X	X	X
Mound Bayou Telephone & Communications, Inc.	X		X	X	X
Knology Total Communications, Inc.					
Valley Telephone Co., LLC					

(N)

(N)

Transmittal No. 208

Issued: June 16, 2017

Effective: July 1, 2017

President  
7852 Walker Drive, Greenbelt, Maryland 20770

**ACCESS SERVICE**7. Special Access Service (Cont'd)7.1 General (Cont'd)7.1.1 Channel Types (Cont'd)B. Issuing Carrier Special Access Offerings (Cont'd)

Issuing Carrier	SOCS Rate Regs. I – CT Without Mileage Charges §7.11.3	SOCS Rate Regs. II - CT With Mileage Charges §7.11.4. -	SOCS STS1 §7.11	SOCS OC3 §7.11	SOCS OC12 §7.11
Blountsville Telephone LLC	X		X	X	X
Granby Telephone LLC	X		X	X	X
Hopper Telecommunications LLC	X		X	X	X
Mid-Maine Telecom LLC	X		X	X	X
Otelco Mid-Missouri LLC	X		X	X	X
Pine Tree Telephone LLC	X		X	X	X
Shoreham Telephone LLC	X		X	X	X
War Telephone LLC	X		X	X	X
Mutual Telephone Company	X		X	X	X
Northern Iowa Telephone Company	X		X	X	X
Webb-Dickens Telephone Corporation	X		X	X	X
Smithville Telephone Company, Inc.	X		X	X	X
Tri-County Telephone Company, Inc.	X		X	X	X

(N)

(N)

Transmittal No. 208

Issued: June 16, 2017

Effective: July 1, 2017

President  
7852 Walker Drive, Greenbelt, Maryland 20770

**ACCESS SERVICE**7. Special Access Service (Cont'd)7.1 General (Cont'd)7.1.1 Channel Types (Cont'd)B. Issuing Carrier Special Access Offerings (Cont'd)

Issuing Carrier	SOCS Rate Regs. I – CT Without Mileage Charges §7.11.3	SOCS Rate Regs. II - CT With Mileage Charges §7.11.4. -	SOCS STS1 §7.11	SOCS OC3 §7.11	SOCS OC12 §7.11
TDS Telecom Companies-Group E <sup>(1)</sup>	X		X	X	X
Communication Corporation of Michigan <sup>(1)</sup>	X		X	X	X
Deposit Telephone Company, Inc. <sup>(1)</sup>	X		X	X	X
Hampden Telephone Company <sup>(1)</sup>	X		X	X	X
Hartland and St. Albans Telephone Company <sup>(1)</sup>	X		X	X	X
Hornitos Telephone Co. <sup>(1)</sup>	X		X	X	X
Ludlow Telephone Company <sup>(1)</sup>	X		X	X	X
McClellanville Telephone Company, Inc. <sup>(1)</sup>	X		X	X	X
New Castle Telephone Company <sup>(1)</sup>	X		X	X	X
Port Byron Telephone Company <sup>(1)</sup>	X		X	X	X
Southeast Mississippi Telephone Company, Inc. <sup>(1)</sup>	X		X	X	X
St. Stephen Telephone Company <sup>(1)</sup>	X		X	X	X
Sugar Valley Telephone Company <sup>(1)</sup>	X		X	X	X
Vernon Telephone Company, Inc. <sup>(1)</sup>	X		X	X	X
Warren Telephone Company <sup>(1)</sup>	X		X	X	X
Winterhaven Telephone Company <sup>(1)</sup>	X		X	X	X

(1) TDS Telecom Companies-Group E rates for four issuing carriers are pooled and listed under “TDS Telecom Companies-Group E” in Section 17.

Transmittal No. 208

Issued: June 16, 2017

Effective: July 1, 2017

President  
7852 Walker Drive, Greenbelt, Maryland 20770

(N)

(N)



**ACCESS SERVICE**7. Special Access Service (Cont'd)7.1 General (Cont'd)7.1.1 Channel Types (Cont'd)B. Issuing Carrier Special Access Offerings (Cont'd)

Issuing Carrier	SOCS Rate Regs. I – CT Without Mileage Charges §7.11.3	SOCS Rate Regs. II - CT With Mileage Charges §7.11.4. -	SOCS STS1 §7.11	SOCS OC3 §7.11	SOCS OC12 §7.11
TDS Telecom Companies-Group F <sup>(1)</sup>	X		X	X	X
Asotin Telephone Company (OR) <sup>(1)</sup>	X		X	X	X
Asotin Telephone Company (WA) <sup>(1)</sup>	X		X	X	X
Calhoun City Telephone Company, Inc. <sup>(1)</sup>	X		X	X	X
Chatham Telephone Company <sup>(1)</sup>	X		X	X	X
Communications Corporation of Southern Indiana <sup>(1)</sup>	X		X	X	X
Dickeyville Telephone, LLC <sup>(1)</sup>	X		X	X	X
EastCoast Telecom of Wisconsin, LLC <sup>(1)</sup>	X		X	X	X
Edwards Telephone Company, Inc. <sup>(1)</sup>	X		X	X	X
Home Telephone Company, Inc. <sup>(1)</sup>	X		X	X	X
Humphreys County Telephone Company <sup>(1)</sup>	X		X	X	X
Mid-America Telephone, Inc. <sup>(1)</sup>	X		X	X	X
Myrtle Telephone Company, Inc. <sup>(1)</sup>	X		X	X	X
Potlatch Telephone Company <sup>(1)</sup>	X		X	X	X
Shiawassee Telephone Company <sup>(1)</sup>	X		X	X	X
Tenney Telephone Company, LLC <sup>(1)</sup>	X		X	X	X
The Farmers Telephone Company, LLC <sup>(1)</sup>	X		X	X	X
Wolverine Telephone Company <sup>(1)</sup>	X		X	X	X

(1) TDS Telecom Companies-Group F rates for four issuing carriers are pooled and listed under “TDS Telecom Companies-Group F” in Section 17.

Transmittal No. 208

Issued: June 16, 2017

Effective: July 1, 2017

President  
7852 Walker Drive, Greenbelt, Maryland 20770

(N)

(N)

**ACCESS SERVICE**7. Special Access Service (Cont'd)7.1 General (Cont'd)7.1.1 Channel Types (Cont'd)B. Issuing Carrier Special Access Offerings (Cont'd)

Issuing Carrier	SOCS Rate Regs. I – CT Without Mileage Charges §7.11.3	SOCS Rate Regs. II - CT With Mileage Charges §7.11.4. -	SOCS STS1 §7.11	SOCS OC3 §7.11	SOCS OC12 §7.11
TDS Telecom Companies-Group G <sup>(1)</sup>	X		X	X	X
Arcadia Telephone Company <sup>(1)</sup>	X		X	X	X
Black Earth Telephone Company, LLC <sup>(1)</sup>	X		X	X	X
Bonduel Telephone Company, LLC <sup>(1)</sup>	X		X	X	X
Burlington, Brighton and Wheatland Telephone Company <sup>(1)</sup>	X		X	X	X
Camden Telephone Company, Inc. <sup>(1)</sup>	X		X	X	X
Cobbosseecontee Telephone Company <sup>(1)</sup>	X		X	X	X
Continental Telephone Company <sup>(1)</sup>	X		X	X	X
Grantland Telecom, LLC <sup>(1)</sup>	X		X	X	X
Happy Valley Telephone Company <sup>(1)</sup>	X		X	X	X
Island Telephone Company <sup>(1)</sup>	X		X	X	X
Lewis River Telephone Company, Inc. <sup>(1)</sup>	X		X	X	X
Lewisport Telephone Company <sup>(1)</sup>	X		X	X	X
Little Miami Communications Corporation <sup>(1)</sup>	X		X	X	X
Mahanoy and Mahantango Telephone Company <sup>(1)</sup>	X		X	X	X
McDaniel Telephone Company <sup>(1)</sup>	X		X	X	X

(1) TDS Telecom Companies-Group G rates for four issuing carriers are pooled and listed under “TDS Telecom Companies-Group G” in Section 17.

Transmittal No. 208

(N)

(N)

**ACCESS SERVICE**7. Special Access Service (Cont'd)7.1 General (Cont'd)7.1.1 Channel Types (Cont'd)B. Issuing Carrier Special Access Offerings (Cont'd)

Issuing Carrier	SOCS Rate Regs. I – CT Without Mileage Charges §7.11.3	SOCS Rate Regs. II - CT With Mileage Charges §7.11.4. -	SOCS STS1 §7.11	SOCS OC3 §7.11	SOCS OC12 §7.11
TDS Telecom Companies-Group G <sup>(1)</sup> (Cont'd)	X		X	X	X
Mosinee Telephone Company LLC <sup>(1)</sup>	X		X	X	X
Northfield Telephone Company <sup>(1)</sup>	X		X	X	X
Oakwood Telephone Company <sup>(1)</sup>	X		X	X	X
Vernon Telephone Company, Inc. - Oriskany Falls <sup>(1)</sup>	X		X	X	X
Perkinsville Telephone Company, Inc. <sup>(1)</sup>	X		X	X	X
Salem Telephone Company <sup>(1)</sup>	X		X	X	X
Scandinavia Telephone Company, LLC <sup>(1)</sup>	X		X	X	X
Southeast Telephone Co. of Wisconsin, LLC <sup>(1)</sup>	X		X	X	X
The Home Telephone Company of Pittsboro, Inc. <sup>(1)</sup>	X		X	X	X
The Island Telephone Company <sup>(1)</sup>	X		X	X	X
The Merchant and Farmers Telephone Company <sup>(1)</sup>	X		X	X	X
The State Long Distance Telephone Company, LLC <sup>(1)</sup>	X		X	X	X
The West Penobscot Telephone and Telegraph Company <sup>(1)</sup>	X		X	X	X
Township Telephone Company, Inc. <sup>(1)</sup>	X		X	X	X
Winsted Telephone Company <sup>(1)</sup>	X		X	X	X

(T)

(1) TDS Telecom Companies-Group G rates for four issuing carriers are pooled and listed under “TDS Telecom Companies-Group G” in Section 17.

Transmittal No. 214

Issued: March 16, 2018

Effective: April 1, 2018

President  
7852 Walker Drive, Greenbelt, Maryland 20770

**ACCESS SERVICE**7. Special Access Service (Cont'd)7.1 General (Cont'd)7.1.1 Channel Types (Cont'd)B. Issuing Carrier Special Access Offerings (Cont'd)

Issuing Carrier	SOCS Rate Regs. I – CT Without Mileage Charges §7.11.3	SOCS Rate Regs. II - CT With Mileage Charges §7.11.4. -	SOCS STS1 §7.11	SOCS OC3 §7.11	SOCS OC12 §7.11
American Broadband Nebraska					
Arlington Telephone Company	X		X	X	X
The Blair Telephone Company	X		X	X	X
Eastern Nebraska Telephone Company	X		X	X	X
Rock County Telephone Company	X		X	X	X
Taylor Telephone Cooperative, Inc.	X		X	X	X
TeleGuam Holdings, LLC	X		X	X	X
Valley Telephone Cooperative, Inc.	X		X	X	X

(N)

(N)

Transmittal No. 215

Issued: June 18, 2018

Effective: July 3, 2018

President  
7852 Walker Drive, Greenbelt, Maryland 20770

**ACCESS SERVICE**7. Special Access Service (Cont'd)7.1 General (Cont'd)7.1.1 Channel Types (Cont'd)B. Issuing Carrier Special Access Offerings (Cont'd)

Issuing Carrier	SOCS Optional Rate Plan A 7.2.9.A	SOCS Optional Rate Plan B §7.2.9.B	SOCS* OC3 DSL Access Connection §7.11.3(E),(F)	SOCS OC12 DSL Access Connection §7.11.3(E),(F)
Atlantic Telephone Membership Corp.			X	X
Bluffton Telephone Company	X			
Citizens Tel. Co. d/b/a Comporium Com.				
Farmers Telephone Cooperative, Inc.	X			
Fort Mill Tel. Co. d/b/a Comporium Com.	X			
Hargray Telephone Company	X			
Home Telephone ILEC, LLC d/b/a Home Telecom				
Horry Telephone Cooperative, Inc.	X			
Knology of the Valley, Inc.				
Lancaster Tel. Co. d/b/a Comporium Com.	X			
Millington Telephone Company d/b/a Ritter Communications	X			
Mt. Horeb Telephone Company				X
Comporium, Inc.	X			
Smart City Telecom		X		
TDS Telecom Companies - Group A <sup>(1)</sup>	X**		X	
Camden Tel. and Telegraph Co. <sup>(1)</sup>	(1)**		(1)	
Mt. Vernon Telephone Co. <sup>(1)</sup>	(1)**		(1)	
Oklahoma Com. Sys. <sup>(1)</sup>	(1)**		(1)	
Tennessee Telephone Co. <sup>(1)</sup>	(1)**		(1)	
Chesnee Telephone Company, Inc. d/b/a Chesnee Communications			X	
Coalfields Telephone Company			X	
Skyline Telephone Membership Corp.			X	
South Central Rural Telecommunications Cooperative, Inc.	X			
Yadkin Valley Tel. Membership Corp.			X	

\* SOCS = Synchronous Optical Channel Service

\*\* Company offers SOCS Optional Rate Plan Replacements

(1) TDS Telecom Companies –Group A rates for four issuing carriers are pooled and listed under “TDS Telecom Companies-Group A” in Section 17.

Transmittal No. 212

Issued: September 15, 2017

Effective: October 1, 2017

President  
7852 Walker Drive, Greenbelt, Maryland 20770

(T)

**ACCESS SERVICE**7. Special Access Service (Cont'd)7.1 General (Cont'd)7.1.1 Channel Types (Cont'd)B. Issuing Carrier Special Access Offerings (Cont'd)

Issuing Carrier	SOCS Optional Rate Plan A 7.2.9.A	SOCS Optional Rate Plan B §7.2.9.B	SOCS* OC3 DSL Access Connection §7.11.3(E),(F)	SOCS OC12 DSL Access Connection §7.11.3(E),(F)
TruVista Communications Companies <sup>(1)</sup>	X		X	
Chester Telephone Company d/b/a TruVista Communications <sup>(1)</sup>	(1)		(1)	
Lockhart Telephone Company d/b/a TruVista Communications <sup>(1)</sup>	(1)		(1)	
Ridgeway Telephone Company d/b/a TruVista Communications <sup>(1)</sup>	(1)		(1)	
Tri County Telephone Association, Inc.				
Livingston Telephone Company	X	X		
TDS Telecom Companies-Group B <sup>(2)</sup>				
Arvig Telephone Company d/b/a TDS Telecom <sup>(2)</sup>	(2)		(2)	
Badger Telecom, LLC d/b/a TDS Telecom <sup>(2)</sup>	(2)		(2)	
Blue Ridge Telephone Company d/b/a TDS Telecom <sup>(2)</sup>	(2)		(2)	
Bridge Water Telephone Company d/b/a TDS Telecom <sup>(2)</sup>	(2)		(2)	
Central State Telephone Company, LLC d/b/a TDS Telecom <sup>(2)</sup>	(2)		(2)	
Concord Telephone Exchange, Inc. d/b/a TDS Telecom <sup>(2)</sup>	(2)		(2)	

(N)

(N)

(1) TruVista Communications Companies rates for three issuing carriers are pooled and listed under “TruVista Communications” in Section 17.

(2) TDS Telecom Companies-Group B Special Access rates for 15 issuing carriers are pooled and listed under “TDS Telecom Companies-Group B” in Section 17.

(N)

(N)

Transmittal No. 181

Issued: June 16, 2014

Effective: July 1, 2014

President  
7852 Walker Drive, Greenbelt, Maryland 20770

**ACCESS SERVICE**7. Special Access Service (Cont'd)7.1 General (Cont'd)7.1.1 Channel Types (Cont'd)B. Issuing Carrier Special Access Offerings (Cont'd)

Issuing Carrier	SOCS Optional Rate Plan A 7.2.9.A	SOCS Optional Rate Plan B §7.2.9.B	SOCS* OC3 DSL Access Connection §7.11.3(E),(F)	SOCS OC12 DSL Access Connection §7.11.3(E),(F)
TDS Telecom Companies-Group B (Cont'd) <sup>(1)</sup>				
Mid-Plains Telephone Company, LLC d/b/a TDS Telecom <sup>(1)</sup>	(1)		(1)	
Mid-State Telephone Company d/b/a TDS Telecom <sup>(1)</sup>	(1)		(1)	
Nelson-Ball Ground Telephone Company d/b/a TDS Telecom <sup>(1)</sup>	(1)		(1)	
Quincy Telephone Company d/b/a TDS Telecom (FL) <sup>(1)</sup>	(1)		(1)	
Quincy Telephone Company d/b/a TDS Telecom (GA) <sup>(1)</sup>	(1)		(1)	
Stockbridge & Sherwood Telephone Company d/b/a TDS Telecom <sup>(1)</sup>	(1)		(1)	
Strasburg Telephone Company d/b/a TDS Telecom <sup>(1)</sup>	(1)		(1)	
Tellico Telephone Company, Inc. d/b/a TDS Telecom <sup>(1)</sup>	(1)		(1)	
UTELCO, LLC d/b/a TDS Telecom <sup>(1)</sup>	(1)		(1)	
Bixby Telephone Company			X	
Ellijay Telephone Company			X	
Brindlee Mountain Telephone LLC			X	
Otelco Telephone LLC			X	

(1) TDS Telecom Companies-Group B Special Access rates for 15 issuing carriers are pooled and listed under "TDS Telecom Companies-Group B" in Section 17.

Transmittal No. 181

Issued: June 16, 2014

Effective: July 1, 2014

President  
7852 Walker Drive, Greenbelt, Maryland 20770

**ACCESS SERVICE**7. Special Access Service (Cont'd)7.1 General (Cont'd)7.1.1 Channel Types (Cont'd)B. Issuing Carrier Special Access Offerings (Cont'd)

Issuing Carrier	SOCS Optional Rate Plan A 7.2.9.A	SOCS Optional Rate Plan B §7.2.9.B	SOCS* OC3 DSL Access Connection §7.11.3(E),(F)	SOCS OC12 DSL Access Connection §7.11.3(E),(F)
TDS Telecom Companies-Group C <sup>(1)</sup>				
Butler Telephone Company, Inc. d/b/a TDS Telecom <sup>(1)</sup>	(1)		(1)	
Communications Corporation of Indiana d/b/a TDS Telecom <sup>(1)</sup>	(1)		(1)	
Kearsarge Telephone Company d/b/a TDS Telecom <sup>(1)</sup>	(1)		(1)	
MCTA, Inc. d/b/a TDS Telecom <sup>(1)</sup>	(1)		(1)	
Merrimack County Telephone Company d/b/a TDS Telecom <sup>(1)</sup>	(1)		(1)	
Peoples Telephone Company, Inc. d/b/a TDS Telecom <sup>(1)</sup>	(1)		(1)	
Somerset Telephone Company d/b/a TDS Telecom <sup>(1)</sup>	(1)		(1)	
Southwestern Telephone Company d/b/a TDS Telecom <sup>(1)</sup>	(1)		(1)	
Williston Telephone Company d/b/a TDS Telecom <sup>(1)</sup>	(1)		(1)	
TDS Telecom Companies-Group D <sup>(2)</sup>				
Amelia Telephone Corporation d/b/a TDS Telecom <sup>(2)</sup>	(2)		(2)	
Arizona Telephone Company d/b/a TDS Telecom <sup>(2)</sup>	(2)		(2)	
Delta County Tele-Comm, Inc. d/b/a TDS Telecom <sup>(2)</sup>	(2)		(2)	

(1) TDS Telecom Companies-Group C Special Access rates for 9 issuing carriers are pooled and listed under "TDS Telecom Companies-Group C" in Section 17.

(2) TDS Telecom Companies-Group D Special Access rates for 12 issuing carriers are pooled and listed under "TDS Telecom Companies-Group D" in Section 17.

Transmittal No. 190

Issued: June 16, 2015

Effective: July 1, 2015

President  
7852 Walker Drive, Greenbelt, Maryland 20770

(N)

(N)



**ACCESS SERVICE**7. Special Access Service (Cont'd)7.1 General (Cont'd)7.1.1 Channel Types (Cont'd)B. Issuing Carrier Special Access Offerings (Cont'd)

Issuing Carrier	SOCS Optional Rate Plan A 7.2.9.A	SOCS Optional Rate Plan B §7.2.9.B	SOCS* OC3 DSL Access Connection §7.11.3(E),(F)	SOCS OC12 DSL Access Connection §7.11.3(E),(F)
TDS Telecom Companies-Group D (Cont'd) <sup>(1)</sup>				
Leslie County Telephone Company d/b/a TDS Telecom <sup>(1)</sup>	(1)		(1)	
Midway Telephone Company, LLC d/b/a TDS Telecom <sup>(1)</sup>	(1)		(1)	
Riverside Telecom, LLC, LLC d/b/a TDS Telecom <sup>(1)</sup>	(1)		(1)	
Tipton Telephone Company, Inc. d/b/a TDS Telecom <sup>(1)</sup>	(1)		(1)	
Tri-County Telephone Company, Inc. d/b/a TDS Telecom <sup>(1)</sup>	(1)		(1)	
Union Telephone Company d/b/a TDS Telecom <sup>(1)</sup>	(1)		(1)	
Virginia Telephone Company d/b/a TDS Telecom <sup>(1)</sup>	(1)		(1)	
Waunakee Telephone Company, LLC d/b/a TDS Telecom <sup>(1)</sup>	(1)		(1)	
Wilton Telephone Company, Inc. d/b/a TDS Telecom <sup>(1)</sup>	(1)		(1)	
Saco River Telephone LLC			(X)	

(1) TDS Telecom Companies-Group D Special Access rates for 12 issuing carriers are pooled and listed under "TDS Telecom Companies-Group D" in Section 17.

Transmittal No. 190

Issued: June 16, 2015

Effective: July 1, 2015

President  
7852 Walker Drive, Greenbelt, Maryland 20770

**ACCESS SERVICE**7. Special Access Service (Cont'd)7.1 General (Cont'd)7.1.1 Channel Types (Cont'd)B. Issuing Carrier Special Access Offerings (Cont'd)

Issuing Carrier	SOCS Optional Rate Plan A 7.2.9.A	SOCS Optional Rate Plan B §7.2.9.B	SOCS OC3 DSL Access Connection §7.11.3(E),(F)	SOCS OC12 DSL Access Connection §7.11.3(E),(F)
Hancock Rural Telephone Corporation d/b/a NineStar Connect	X		X	
Piedmont Rural Telephone Cooperative, Inc.	X		X	
Ringgold Telephone Company	X		X	
Star Telephone Membership Corp.	X		X	
Winnebago Cooperative Telecom Association	X		X	
Winnebago Cooperative Telecom Association-LB	X			
Totah Communications, Inc.	X		X	
Pine Telephone Company	X		X	
Moundridge Telephone Company	X		X	
The Pioneer Telephone Association, Inc. d/b/a Pioneer Communications	X		X	
Heartland Telecommunications of Iowa d/b/a Permier Communications	X			
Arkwest Communications, Inc.	X		X	
Blackfoot Telephone Cooperative, Inc.	X		X	
Chazy & Westport Telephone Corporation	X		X	
ComSouth Telecommunications, Inc.	X		X	
Consolidated Telecom, Inc.	X		X	
Consolidated Telephone Company	X		X	
Curtis Telephone Company	X		X	
Cross Tel. Co.	X		X	

(N)

(N)

Transmittal No. 208

Issued: June 16, 2017

Effective: July 1, 2017

President  
7852 Walker Drive, Greenbelt, Maryland 20770

**ACCESS SERVICE**7. Special Access Service (Cont'd)7.1 General (Cont'd)7.1.1 Channel Types (Cont'd)B. Issuing Carrier Special Access Offerings (Cont'd)

Issuing Carrier	SOCS Optional Rate Plan A 7.2.9.A	SOCS Optional Rate Plan B §7.2.9.B	SOCS OC3 DSL Access Connection §7.11.3(E),(F)	SOCS OC12 DSL Access Connection §7.11.3(E),(F)
Eastex Telephone Cooperative, Inc.	X		X	
Fremont Telcom Co.	X		X	
Grand River Mutual Telephone Company-IA	X		X	
Grand River Mutual Telephone Company-MO	X		X	
Highland Telephone Cooperative	X		X	
Industry Telephone Company	X		X	
Lumos Telephone of Botetourt, Inc.	X		X	
Mark Twain Rural Telephone Company	X		X	
Mid-Plains Rural Tel. Coop., Inc.			X	
Pineland Telephone Cooperative, Inc.	X		X	
Twin Lakes Telephone Cooperative Corp.	X		X	
Wilkes Telephone & Electric Company, Inc.	X		X	
Bruce Telephone Company, Inc.	X		X	
Chickamauga Telephone Corporation	X		X	
Fulton Telephone Company, Inc.	X		X	
Mound Bayou Telephone & Communications, Inc.	X		X	
Knology Total Communications, Inc.				
Valley Telephone Co., LLC				

(C)

Transmittal No. 217

Issued: August 17, 2018

Effective: September 1, 2018

President  
7852 Walker Drive, Greenbelt, Maryland 20770

**ACCESS SERVICE**7. Special Access Service (Cont'd)7.1 General (Cont'd)7.1.1 Channel Types (Cont'd)B. Issuing Carrier Special Access Offerings (Cont'd)

Issuing Carrier	SOCS Optional Rate Plan A 7.2.9.A	SOCS Optional Rate Plan B §7.2.9.B	SOCS OC3 DSL Access Connection §7.11.3(E),(F)	SOCS OC12 DSL Access Connection §7.11.3(E),(F)
Blountsville Telephone LLC	X		X	
Granby Telephone LLC	X		X	
Hopper Telecommunications LLC	X		X	
Mid-Maine Telecom LLC	X		X	
Otelco Mid-Missouri LLC	X		X	
Pine Tree Telephone LLC	X		X	
Shoreham Telephone LLC	X		X	
War Telephone LLC	X		X	
Mutual Telephone Company	X		X	
Northern Iowa Telephone Company	X		X	
Webb-Dickens Telephone Corporation	X		X	
Smithville Telephone Company, Inc.	X		X	
Tri-County Telephone Company, Inc.	X		X	

(N)

(N)

Transmittal No. 208

Issued: June 16, 2017

Effective: July 1, 2017

President  
7852 Walker Drive, Greenbelt, Maryland 20770

**ACCESS SERVICE**7. Special Access Service (Cont'd)7.1 General (Cont'd)7.1.1 Channel Types (Cont'd)B. Issuing Carrier Special Access Offerings (Cont'd)

Issuing Carrier	SOCS Optional Rate Plan A 7.2.9.A	SOCS Optional Rate Plan B §7.2.9.B	SOCS OC3 DSL Access Connection §7.11.3(E),(F)	SOCS OC12 DSL Access Connection §7.11.3(E),(F)
TDS Telecom Companies-Group E <sup>(1)</sup>	X		X	
Communication Corporation of Michigan <sup>(1)</sup>	X		X	
Deposit Telephone Company, Inc. <sup>(1)</sup>	X		X	
Hampden Telephone Company <sup>(1)</sup>	X		X	
Hartland and St. Albans Telephone Company <sup>(1)</sup>	X		X	
Hornitos Telephone Co. <sup>(1)</sup>	X		X	
Ludlow Telephone Company <sup>(1)</sup>	X		X	
McClellanville Telephone Company, Inc. <sup>(1)</sup>	X		X	
New Castle Telephone Company <sup>(1)</sup>	X		X	
Port Byron Telephone Company <sup>(1)</sup>	X		X	
Southeast Mississippi Telephone Company, Inc. <sup>(1)</sup>	X		X	
St. Stephen Telephone Company <sup>(1)</sup>	X		X	
Sugar Valley Telephone Company <sup>(1)</sup>	X		X	
Vernon Telephone Company, Inc. <sup>(1)</sup>	X		X	
Warren Telephone Company <sup>(1)</sup>	X		X	
Winterhaven Telephone Company <sup>(1)</sup>	X		X	

(1) TDS Telecom Companies-Group E rates for four issuing carriers are pooled and listed under "TDS Telecom Companies-Group E" in Section 17.

Transmittal No. 208

Issued: June 16, 2017

Effective: July 1, 2017

President  
7852 Walker Drive, Greenbelt, Maryland 20770

**ACCESS SERVICE**7. Special Access Service (Cont'd)7.1 General (Cont'd)7.1.1 Channel Types (Cont'd)B. Issuing Carrier Special Access Offerings (Cont'd)

Issuing Carrier	SOCS Optional Rate Plan A 7.2.9.A	SOCS Optional Rate Plan B §7.2.9.B	SOCS OC3 DSL Access Connection §7.11.3(E),(F)	SOCS OC12 DSL Access Connection §7.11.3(E),(F)
TDS Telecom Companies-Group F <sup>(1)</sup>	X		X	
Asotin Telephone Company (OR) <sup>(1)</sup>	X		X	
Asotin Telephone Company (WA) <sup>(1)</sup>	X		X	
Calhoun City Telephone Company, Inc. <sup>(1)</sup>	X		X	
Chatham Telephone Company <sup>(1)</sup>	X		X	
Communications Corporation of Southern Indiana <sup>(1)</sup>	X		X	
Dickeyville Telephone, LLC <sup>(1)</sup>	X		X	
EastCoast Telecom of Wisconsin, LLC <sup>(1)</sup>	X		X	
Edwards Telephone Company, Inc. <sup>(1)</sup>	X		X	
Home Telephone Company, Inc. <sup>(1)</sup>	X		X	
Humphreys County Telephone Company <sup>(1)</sup>	X		X	
Mid-America Telephone, Inc. <sup>(1)</sup>	X		X	
Myrtle Telephone Company, Inc. <sup>(1)</sup>	X		X	
Potlatch Telephone Company <sup>(1)</sup>	X		X	
Shiawassee Telephone Company <sup>(1)</sup>	X		X	
Tenney Telephone Company, LLC <sup>(1)</sup>	X		X	
The Farmers Telephone Company, LLC <sup>(1)</sup>	X		X	
Wolverine Telephone Company <sup>(1)</sup>	X		X	

(1) TDS Telecom Companies-Group F rates for four issuing carriers are pooled and listed under "TDS Telecom Companies-Group F" in Section 17.

Transmittal No. 208

Issued: June 16, 2017

Effective: July 1, 2017

President  
7852 Walker Drive, Greenbelt, Maryland 20770

(N)

(N)

**ACCESS SERVICE**7. Special Access Service (Cont'd)7.1 General (Cont'd)7.1.1 Channel Types (Cont'd)B. Issuing Carrier Special Access Offerings (Cont'd)

Issuing Carrier	SOCS Optional Rate Plan A 7.2.9.A	SOCS Optional Rate Plan B §7.2.9.B	SOCS OC3 DSL Access Connection §7.11.3(E),(F)	SOCS OC12 DSL Access Connection §7.11.3(E),(F)
TDS Telecom Companies-Group G <sup>(1)</sup>	X		X	
Arcadia Telephone Company <sup>(1)</sup>	X		X	
Black Earth Telephone Company, LLC <sup>(1)</sup>	X		X	
Bonduel Telephone Company, LLC <sup>(1)</sup>	X		X	
Burlington, Brighton and Wheatland Telephone Company <sup>(1)</sup>	X		X	
Camden Telephone Company, Inc. <sup>(1)</sup>	X		X	
Cobbosseecontee Telephone Company <sup>(1)</sup>	X		X	
Continental Telephone Company <sup>(1)</sup>	X		X	
Grantland Telecom, LLC <sup>(1)</sup>	X		X	
Happy Valley Telephone Company <sup>(1)</sup>	X		X	
Island Telephone Company <sup>(1)</sup>	X		X	
Lewis River Telephone Company, Inc. <sup>(1)</sup>	X		X	
Lewisport Telephone Company <sup>(1)</sup>	X		X	
Little Miami Communications Corporation <sup>(1)</sup>	X		X	
Mahanoy and Mahantango Telephone Company <sup>(1)</sup>	X		X	
McDaniel Telephone Company <sup>(1)</sup>	X		X	

(1) TDS Telecom Companies-Group G rates for four issuing carriers are pooled and listed under “TDS Telecom Companies-Group G” in Section 17.

Transmittal No. 208

**ACCESS SERVICE**7. Special Access Service (Cont'd)7.1 General (Cont'd)7.1.1 Channel Types (Cont'd)B. Issuing Carrier Special Access Offerings (Cont'd)

Issuing Carrier	SOCS Optional Rate Plan A 7.2.9.A	SOCS Optional Rate Plan B §7.2.9.B	SOCS OC3 DSL Access Connection §7.11.3(E),(F)	SOCS OC12 DSL Access Connection §7.11.3(E),(F)
TDS Telecom Companies-Group G <sup>(1)</sup> (Cont'd)	X		X	
Mosinee Telephone Company LLC <sup>(1)</sup>	X		X	
Northfield Telephone Company <sup>(1)</sup>	X		X	
Oakwood Telephone Company <sup>(1)</sup>	X		X	
Vernon Telephone Company, Inc. - Oriskany Falls <sup>(1)</sup>	X		X	
Perkinsville Telephone Company, Inc. <sup>(1)</sup>	X		X	
Salem Telephone Company <sup>(1)</sup>	X		X	
Scandinavia Telephone Company, LLC <sup>(1)</sup>	X		X	
Southeast Telephone Co. of Wisconsin, LLC <sup>(1)</sup>	X		X	
The Home Telephone Company of Pittsboro, Inc. <sup>(1)</sup>	X		X	
The Island Telephone Company <sup>(1)</sup>	X		X	
The Merchant and Farmers Telephone Company <sup>(1)</sup>	X		X	
The State Long Distance Telephone Company, LLC <sup>(1)</sup>	X		X	
The West Penobscot Telephone and Telegraph Company <sup>(1)</sup>	X		X	
Township Telephone Company, Inc. <sup>(1)</sup>	X		X	
Winsted Telephone Company <sup>(1)</sup>	X		X	

(T)

(1) TDS Telecom Companies-Group G rates for four issuing carriers are pooled and listed under "TDS Telecom Companies-Group G" in Section 17.

Transmittal No. 214

Issued: March 16, 2018

Effective: April 1, 2018

President  
7852 Walker Drive, Greenbelt, Maryland 20770



**ACCESS SERVICE**7. Special Access Service (Cont'd)7.1 General (Cont'd)7.1.1 Channel Types (Cont'd)B. Issuing Carrier Special Access Offerings (Cont'd)

Issuing Carrier	SOCS Optional Rate Plan A 7.2.9.A	SOCS Optional Rate Plan B §7.2.9.B	SOCS OC3 DSL Access Connection §7.11.3(E),(F)	SOCS OC12 DSL Access Connection §7.11.3(E),(F)
American Broadband Nebraska				
Arlington Telephone Company	X		X	
The Blair Telephone Company	X		X	
Eastern Nebraska Telephone Company	X		X	
Rock County Telephone Company	X		X	
Taylor Telephone Cooperative, Inc.	X		X	
TeleGuam Holdings, LLC	X		X	
Valley Telephone Cooperative, Inc.	X		X	

(N)

(N)

Transmittal No. 215

7. Special Access Service (Cont'd)

### 7.1.1 Channel Types (Cont'd)

[illegible]

(T)

---

Issued: December 17, 2013

Effective: January 1, 2014

President  
7852 Walker Drive, Greenbelt, Maryland 20770

**ACCESS SERVICE**7. Special Access Service (Cont'd)7.1 General (Cont'd)7.1.2 Service Descriptions

For the purposes of ordering, there are seven categories of Special Access Service. These are:

	<u>Service Designator Codes</u>	
Metallic	MT	
Telegraph Grade	TG	
Voice	VG	
Program Audio	AP	
Video	TV	
Digital Data	DA	
High Capacity	DS	(T)
Synchronous Optical	OC	(N)

Each service consists of a basic channel to which a technical specifications package (customized or predefined), channel interface(s) and, when desired, optional features and functions are added to construct the service desired by the customer. Technical specifications packages are described in Section 15. following, optional features and functions are described in this section. Channel interfaces are described in 15.2 following.

Customized technical specifications packages will be provided where technically feasible. If the Telephone Company determines that the requested parameter specifications are not compatible, the customer will be advised and given the opportunity to change the order.

When a customized channel is ordered the customer will be notified whether Additional Engineering Charges apply. In such cases, the customer will be advised and given the opportunity to change the order.

Transmittal No. 129

**ACCESS SERVICE**7. Special Access Service (Cont'd)7.1 General (Cont'd)7.1.2 Service Descriptions (Cont'd)

The channel descriptions provided in 7.4 through 7.11 following, specify the characteristics of the basic channel and indicate whether the channel is provided between customer designated premises, between a customer designated premises and a Telephone Company hub where bridging or multiplexing functions are performed, between hubs, or between a customer designated premises and a WATS Serving Office, between a customer designated premises and a DSL Access Service Connection Point, between a customer designated premises and a wire center equipped with a Public Packet Data Network Service, between a Telephone Company serving wire center equipped with Asynchronous Transfer Mode Cell Relay Access Service (ATM-CRS) and another telephone company ATM-equipped serving wire center, between a Telephone Company serving wire center equipped with Frame Relay Access Service (FRAS) and another telephone company serving wire center equipped with a frame relay switch that is located in a non-adjacent serving territory or between a Telephone Company serving wire center equipped with Ethernet Transport Service (ETS) and another telephone company Ethernet-equipped serving wire center that is located in a non-adjacent serving territory.

(M)

(M)(C)

(N)

(N)

- (A) Information pertaining to the technical specifications packages indicates the transmission parameters that are available with each package. This information is displayed in matrices set forth in 15.2 following.
- (B) Channel interfaces at each Point of Termination on a two-point service may be symmetrical or asymmetrical. On a multipoint service they may also be symmetrical or asymmetrical, but communications can only be provided between compatible channel interfaces. Only certain channel interfaces are compatible. These are set forth in 15.2 following, in a combination format.

Material on this page previously appeared on page 7-4. Material previously appearing on this page now appears on page 7-5.1.

Transmittal No. 129

**ACCESS SERVICE**7. Special Access Service (Cont'd)7.1 General (Cont'd)7.1.2 Service Descriptions (Cont'd)

- (C) Only certain channel interface combinations are available with the predefined technical specifications packages. These are delineated in the Technical References set forth in (F) following. When a customized channel is requested, all channel interface combinations available with the specified type of service are available with the customized channel.
- (D) The optional features and functions available with each type of Special Access Service are described in this section. The optional features and functions information also indicates with which technical specifications packages they are available. Such information is displayed in matrices set forth in 15.2 following with the optional feature or function listed down the left side and the technical specifications package listed across the top.

(M)

(M)

Material on this page previously appeared on page 7-5.

Transmittal No. 129

**ACCESS SERVICE**7. Special Access Service (Cont'd)7.1 General (Cont'd)7.1.2 Service Descriptions (Cont'd)

(E) The Telephone Company will maintain services installed prior to April 1, 1985, at their existing transmission specifications provided such performance specifications do not exceed the standards listed in this provision. Those services exceeding the standards listed will be maintained at the performance levels specified in this tariff.

(F) All services installed after April 1, 1985 will conform to the transmission specifications standards contained in this tariff or in the following Technical References for each category of service:

Metallic	TR-NPL-000336	
Telegraph Grade	TR-NPL-000336	
Voice Grade	TR-NWT-000335	(T)
	PUB 41004	
	(MDP-326-584) Table 4	(T)
Program Audio	GR-337-CORE and associated Addendum	(T)
Video	GR-338-CORE	
Digital Data	TR-NWT-000341 and associated Addendum	(T)
For 2.4, 4.8, 9.6 & 56.0 Kpbs	Pub 62310 (MDP-326-726)	(T)
For 19.2 Kpbs	INC Bulletin CB-INC-100	
For 64.0 Kpbs	PUB 62310 (MDP-326-726)	(T)
High Capacity	GR-342-CORE	(T)
	GR-54-CORE	(D)
Synchronous Optical	GR-243-CORE	(N)
For OC3, OC3c and OC12	GR-1374-CORE	
	ANSI T1.105	
	ANSI T1.102	(N)

Certain Material formerly found on this page can now be found on Original page 7-6.1.

Transmittal No. 129

**ACCESS SERVICE**7. Special Access Service (Cont'd)7.1 General (Cont'd)7.1.3 Service Configurations

There are three types of service configurations over which Special Access Services are provided: two-point service, multipoint service and Synchronous Optical Channel Service

(M)(C)  
|  
(C)

(A) Two-Point Service

A two-point service connects two customer designated premises, either on a directly connected basis or through a hub where multiplexing functions are performed, or a customer designated premises and a wire center equipped with a Public Packet Data Network Services, or a customer designated premises and a WATS Serving Office (WSO).

(C)

Applicable rate elements are:

- Channel Terminations
- Channel Mileage (as applicable)
- Optional Features and Functions (when applicable)

(M)

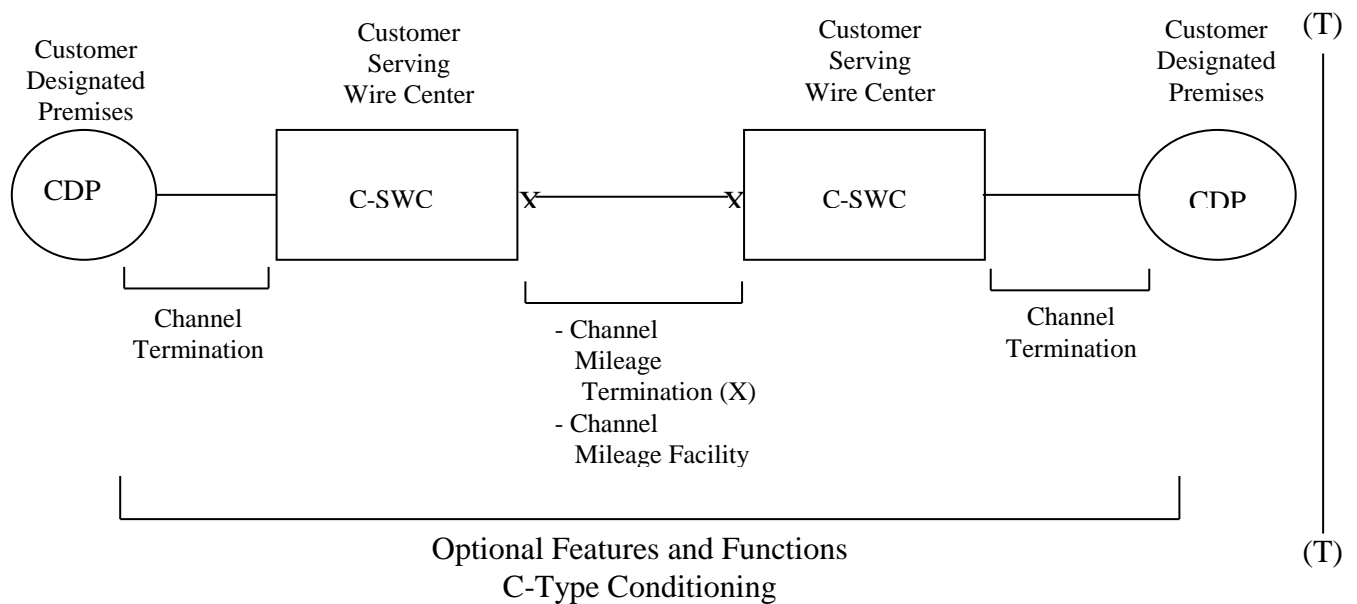
Certain material currently found on this page formerly appeared on 1st Revised Page 7-6.

Transmittal No. 129

**ACCESS SERVICE**7. Special Access Service (Cont'd)7.1 General (Cont'd)7.1.3 Service Configurations (Cont'd)(A) Two-Point Service (Cont'd)

A Special Access Surcharge, as set forth in 7.3 following, may be applicable.

The following diagram depicts a two-point Voice Grade service connecting two Customer Designated Premises (CDP). The service is provided with C-Type conditioning.



Applicable rate elements are:

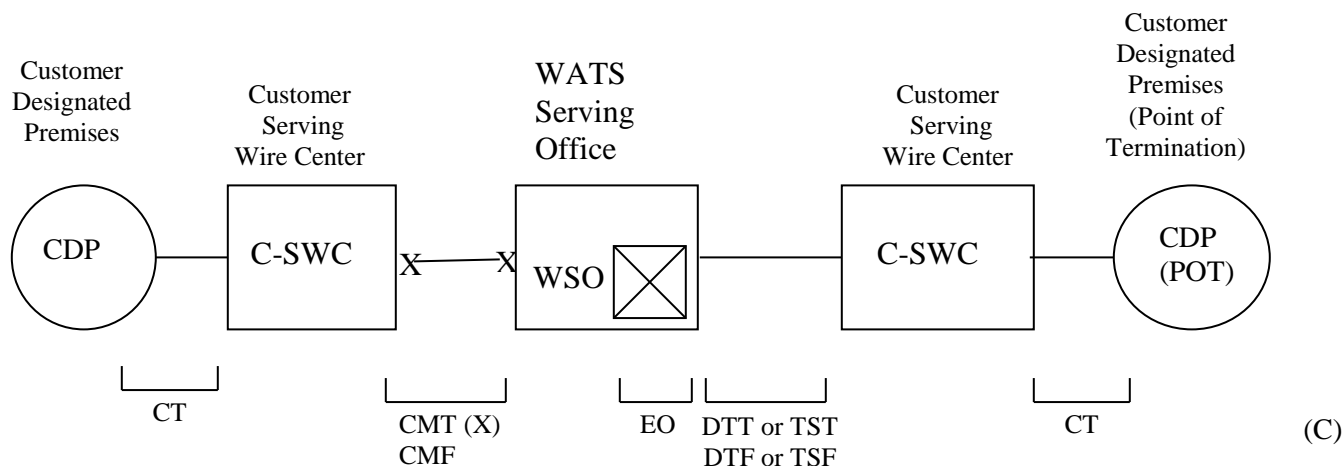
- Channel Terminations (applicable one (1) per CDP)
- Channel Mileage
- . 2 Channel Mileage Terminations plus
- . 1 section, Channel Mileage Facility per mile
- C-Type Conditioning Optional Feature

Transmittal No. 129



**ACCESS SERVICE**7. Special Access Service (Cont'd)7.1 General (Cont'd)7.1.3 Service Configurations (Cont'd)(A) Two-Point Service (Cont'd)

The following diagram depicts a two-point Voice Grade service connecting a customer designated premises to a WATS serving office.



**Special Access**  
 CT - Channel Termination  
 CMT - Channel Mileage Termination  
 CMF - Channel Mileage Facility

**Switched Access**  
 EO - End Office Elements  
 DTT - Direct Trunked Termination  
 TST - Tandem Switched Termination  
 DTF - Direct Trunked Facility  
 TSF - Tandem Switched Facility  
 CT - Channel Termination

(C)

(C)

Applicable rate elements for Special Access are:

- Channel Termination
- Channel Mileage
- . 2 Channel Mileage Terminations plus
- . 1 section, Channel Mileage Facility per mile
- Special Access Surcharge\*

\* May not apply if exemption certification is provided.

Transmittal No. 159

**ACCESS SERVICE**7. Special Access Service (Cont'd)7.1 General (Cont'd)7.1.3 Service Configurations (Cont'd)(B) Multipoint Service

Multipoint service connects three or more customer designated premises through one or more Telephone Company hubs. Only certain types of Special Access Service are provided as multipoint service. These are so designated in the descriptions for the appropriate channel.

The channel between hubs (i.e., bridging locations) on a multipoint service is a mid-link. There is no limitation on the number of mid-links available with a multipoint service. However, when more than three mid-links in tandem are provided the quality of the overall service may be degraded.

Multipoint service utilizing a customized technical specifications package, as set forth in 7.1.2 preceding and 15.2 following, will be provided when technically possible. If the Telephone Company determines that the requested characteristics for a multipoint service are not compatible, the customer will be advised and given the opportunity to change the order.

When ordering, the customer will specify the desired bridging hub(s).  
NATIONAL EXCHANGE CARRIER ASSOCIATION TARIFF F.C.C.  
NO. 4 identifies serving wire centers, hub locations and the type of  
bridging functions available.

(x)  
(x)

Applicable Rate Elements are:

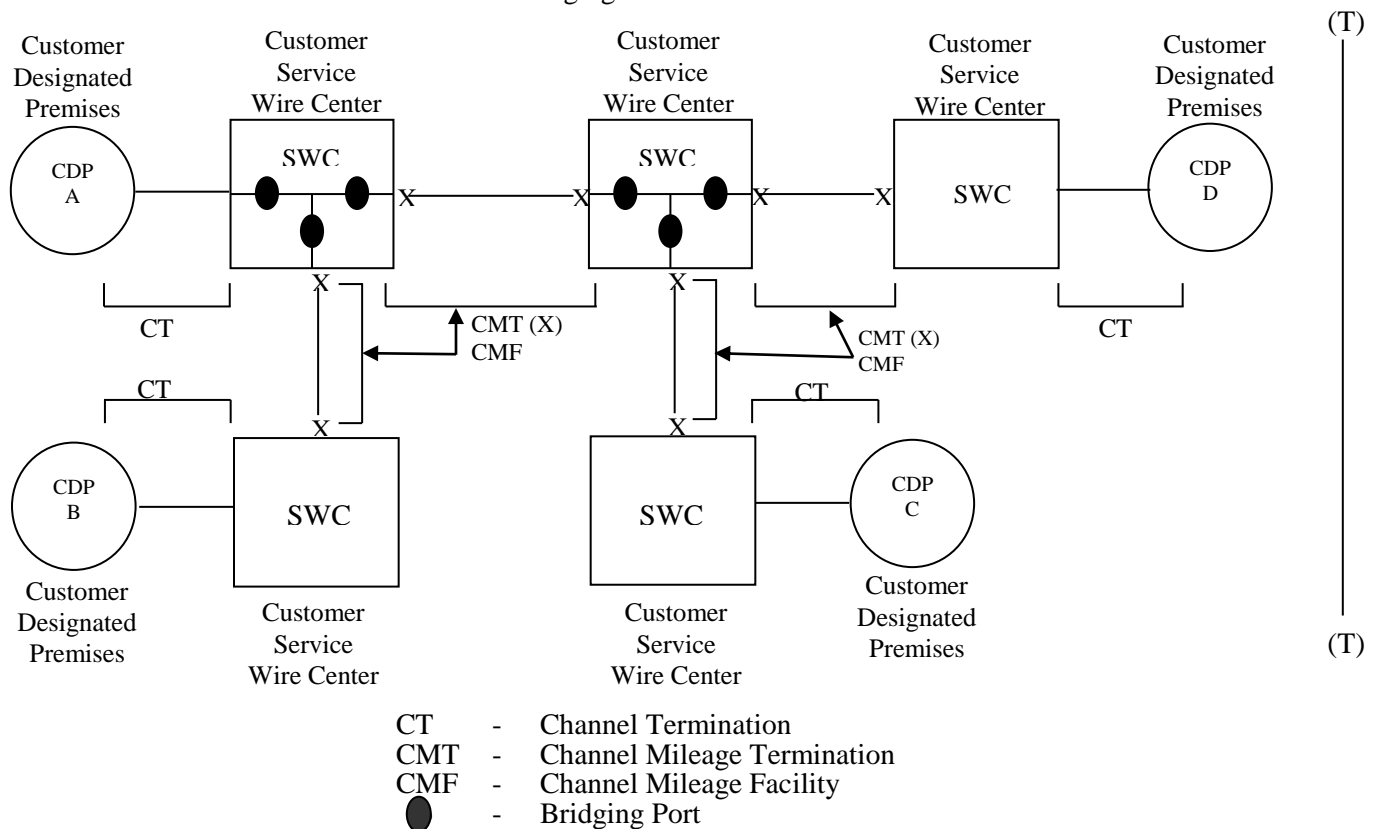
- Channel Terminations (one per customer designated premises)
- Channel Mileage (as applicable between the serving wire center for each customer designated premises and the hub and between hubs).
- Bridging
- Additional Optional Features and Functions (when applicable).

(x) Filed under authority of Special Permission No. 93-598 of the Federal Communications Commission.

**ACCESS SERVICE**7. Special Access Service (Cont'd)7.1 General (Cont'd)7.1.3 Service Configurations (Cont'd)(B) Multipoint Service (Cont'd)

The Special Access Surcharge, as set forth in 7.3 following, may be applicable.

Example: Voice Grade multipoint service connecting four customer designated premises (CDP) via two customer specified bridging hubs.



Applicable rate elements are:

- Channel Terminations (4 applicable)
- Channel Mileage
  - o 2 Channel Mileage Terminations per Channel Mileage Facility section for a total of 8, plus
  - o 4 sections, Channel Mileage Facility per mile
- Bridging Optional Feature (6 applicable, i.e., each bridge port)

Transmittal No. 129

**ACCESS SERVICE**7. Special Access Service (Cont'd)7.1 General (Cont'd)7.1.3 Service Configurations (Cont'd)(C) Synchronous Optical Channel Service

A Synchronous Optical Channel Service connects two customer designated premises, or a customer designated premises and a DSL Access Service Connection Point, or a customer designated premises and a wire center equipped for Add/Drop Multiplexing, or a customer designated premises and a wire center equipped with an Asynchronous Transfer Mode Cell Relay Access Service, or a customer designated premises and a wire center equipped with an Ethernet Transport Service. The connection is provided via a high speed optical carrier communications path delivering an optical handoff.

Applicable rate elements are:

- Channel Terminations
- Channel Mileage (where applicable)
- Optional Features and Functions

(N)

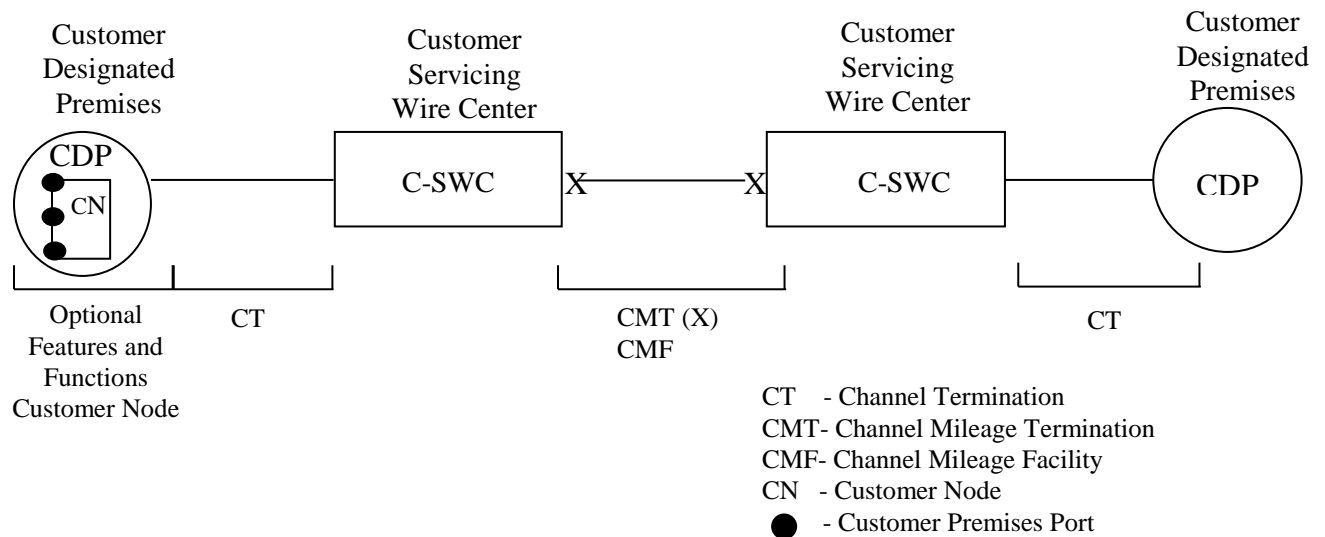
(N)

Transmittal No. 129

**ACCESS SERVICE**7. Special Access Service (Cont'd)7.1 General (Cont'd)7.1.3 Service Configurations (Cont'd)(C) Synchronous Optical Channel Service (Cont'd)

(N)

- (1) The following diagram depicts a synchronous optical channel service connecting two Customer Designated Premises (CDP). The Optional Feature and Function of a Customer Node was ordered at one CDP.



Applicable rate elements are:

- Channel Terminations  
2 Channel Terminations (1 per CDP)
- Channel Mileage  
2 Channel Mileage Terminations plus  
1 Segment Channel Mileage Facility (per mile)
- Optional Feature  
1 Customer Node, plus  
3 Customer Premises Ports

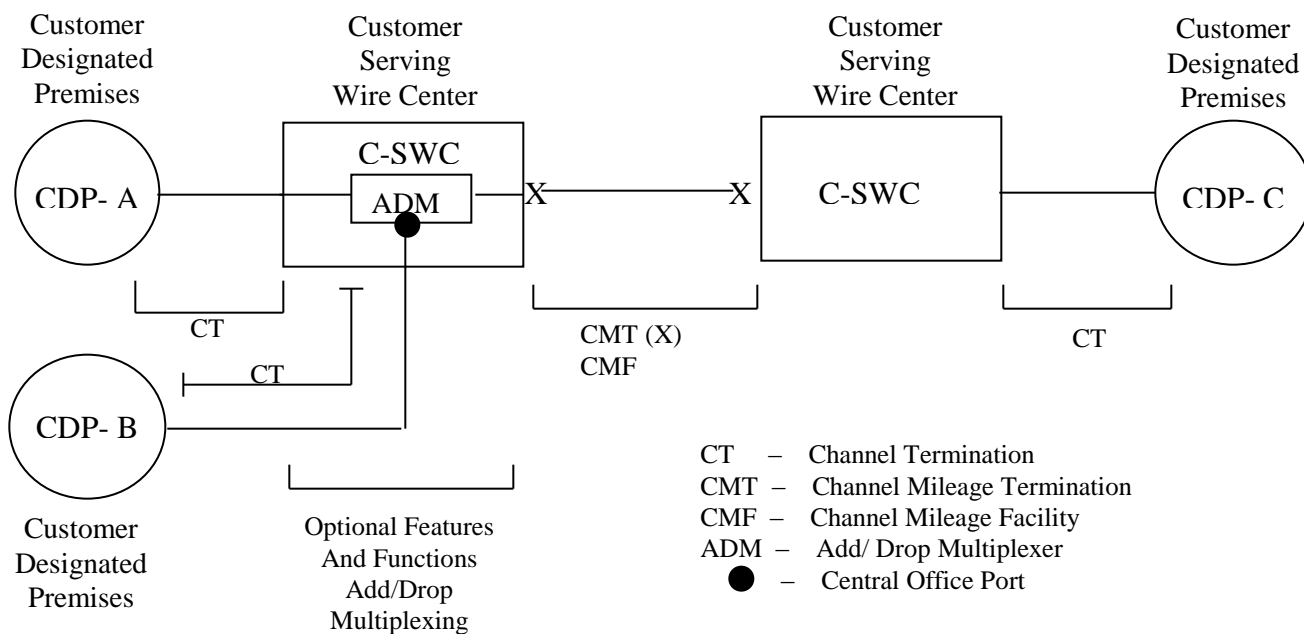
(N)

Transmittal No. 129

**ACCESS SERVICE**7. Special Access Service (Cont'd)7.1 General (Cont'd)7.1.3 Service Configurations (Cont'd)(C) Synchronous Optical Channel Service (Cont'd)

(N)

- (2) The following diagram depicts a Synchronous Optical Channel Service connecting three Customer Designated Premises. CDP-A and CDP-B are connected using an Add/Drop Multiplexer. At the Add/Drop Multiplexer, the customer may drop off lower speed special access services. Rates and charges are as set forth in 17.3.8 and 17.3.11 following.



Applicable rate elements are:

- Channel Terminations (applicable one (1) per CDP)
- Channel Mileage
  - Channel Mileage Termination (2 applicable)
  - 1 Section, Channel Mileage Facility per mile
- Add/Drop Multiplexing Optional Feature  
(1 Central Office Port applicable, i.e., each port)

(N)

Transmittal No. 129

**ACCESS SERVICE**7. Special Access Service (Cont'd)7.1 General (Cont'd)7.1.4 Alternate Use

Alternate Use occurs when a service is arranged by the Telephone Company so that the customer can select different types of transmission at different times. A customer may use a service in any privately beneficial manner. However, where technical or engineering changes are required to effectuate an alternate use, the Telephone Company will make such special arrangements available on an individual case basis.

The arrangement required to transfer the service from one operation to the other (i.e., the transfer relay and control leads) will be rated and provided on an individual case basis and filed in Section 12. following, Specialized Service or Arrangements. The customer will pay the stated tariff rates for the Access Service rate elements for the service ordered [i.e., Channel Terminations, Channel Mileage (as applicable) and Optional Features and Functions (if any)].

7.1.5 Special Facilities Routing

A customer may request that the facilities used to provide Special Access Service be specially routed. The regulations, rates and charges for Special Facilities Routing (i.e., Avoidance, Diversity and Cable-Only) are set forth in Section 11. following.

7.1.6 Design Layout Report

At the request of the customer, the Telephone Company will provide to the customer the make-up of the facilities and services provided under this tariff as Special Access Service to aid the customer in designing its overall service. This information will be provided in the form of a Design Layout Report. The Design Layout Report will be provided to the customer at no charge, and will be reissued or updated whenever these facilities are materially changed.

**ACCESS SERVICE**7. Special Access Service (Cont'd)7.1 General (Cont'd)7.1.7 Acceptance Testing

At no additional charge, the Telephone Company will, at the customer's request, cooperatively test the following at the time of installation:

- (A) For Voice Grade analog services, the acceptance test will include tests for loss, 3-tone slope, DC continuity, operational signaling, C-notched noise, and C-message noise when these parameters are applicable and specified in the order of service. Additionally, for Voice Grade services, a balance (improved loss) test will be made if the customer has ordered the improved loss optional feature.
- (B) For other analog services (i.e., Metallic, Telegraph, Program Audio, and Video) and for digital services (i.e., Digital Data and High Capacity), acceptance tests will include tests applicable to the service as specified by the customer in the order for service.

In addition to the above tests, Additional Cooperative Acceptance Testing for Voice Grade service to test other parameters, as described in 13.3.1(B) following, is available at the customer's request. All test results will be made available to the customer upon request.

7.1.8 Ordering Options and Conditions

Special Access Service is ordered under the Access Order provisions set forth in Section 5 preceding. Also included in that section are other charges which may be associated with ordering Special Access Service (e.g., Service Date Change Charges, Cancellation Charges, etc.).

7.1.9 Service Provisioning

Special Access Service is provisioned over existing Telephone Company facilities. Special Access Service will be provided subject to the availability and limitations of the Telephone Company wire centers and cable and wire facilities. Where new construction, including installation of cable and wire facilities is required to provide a Special Access Service requested by the customer, the Company may, at its option, undertake such new construction and make a Special Construction Tariff filing for regulations, rates, charges and liabilities applicable to the new construction that apply in addition to all regulations, rates and charges set forth in this tariff.

(N)

(N)



**ACCESS SERVICE**7. Special Access Service (Cont'd)7.2 Rate Regulations

This section contains the specific regulations governing the rates and charges that apply for Special Access.

7.2.1 Rate Categories

There are three basic rate categories which apply to Special Access Service:

- Channel Terminations (described in 7.2.1(A) following)
- Channel Mileage (described in 7.2.1(B) following)
- Optional Features and Functions (described in 7.2.1(C) following).

(A) Channel Termination

The Channel Termination rate category recovers the costs associated with the communications path between a customer designated premises and the serving wire center of that premises. Included as part of the Channel Termination is a standard channel interface arrangement which defines the technical characteristics associated with the type of facilities to which the access service is to be connected at the Point of Termination (POT) and the type of signaling capability, if any. The signaling capability is provided as an optional feature as set forth in (C) following. For Synchronous Optical Channel Service the high speed optical communications path is between the Optical Line Termination (OLT) at the customer designated premises and the serving wire center of that premises. One Channel Termination charge applies per customer designated premises at which the channel is terminated. This charge will apply even if the customer designated premises and the serving wire center are collocated in a Telephone Company building, except as provided for below.

(C)  
|  
(C)

Certain material formerly found on this page now appears on 4th Revised Page 7-13.1

**ACCESS SERVICE**7. Special Access Service (Cont'd)7.2 Rate Regulations (Cont'd)

This section contains the specific regulations governing the rates and charges that apply for Special Access.

7.2.1 Rate Categories (Cont'd)(A) Channel Termination (Cont'd)

For a Special Access Digital Data Service 56.0 or 64.0 Kbps Bit Rate or High Capacity Service Connecting a customer designated premises to a Frame Relay Access Service as described in Section 16.1, following, there will be a charge for only one Channel Termination.

For a 1.544 Mbps or 44.736 Mbps High Capacity Service or for an OC3 or OC12 Synchronous Optical Channel Service connecting a customer designated premises to an Asynchronous Transfer Mode Cell Relay Access Service as described in Section 16.2, following, there will be a charge for only one Channel Termination. For a 44.736 Mbps High Capacity Service or for an OC3 or OC12 Synchronous Optical Channel Service connecting a customer designated premises to an either an Ethernet Transport Service as described in Section 16.3, following, a Metro Ethernet Service (Metro Ethernet) as described in Section 16.5, following, or a Stand-Alone Broadband Network Transport Service as described in Section 16.8, there will be a charge for only one Channel Termination. For a 1.544 Mbps or 44.736 Mbps High Capacity Service or for an OC3/OC3c Synchronous Optical Channel Service connecting a customer designated premises to a DSL Access Service Connection Point as described in the respective Wireline Broadband Internet Access Transmission Services under either Section 8.1 (ADSL), Section 8.2 (SDSL), Section 16.2 (ADSL), 16.3 (SDSL) or Section 16.6 (High Speed Internet Access Service) following, for interconnection with wireline broadband Internet access services provided by the Telephone Company under this tariff or for interconnection with a wireline broadband Internet transmission service provided on a non-tariffed, common carrier basis, there will be a charge for only one Channel Termination.

(T)

Transmittal No. 186

**ACCESS SERVICE**7. Special Access Service (Cont'd)7.2 Rate Regulations (Cont'd)7.2.1 Rate Categories (Cont'd)(A) Channel Termination (Cont'd)

For a Metallic Service connecting to a DSL Access Service Connection Point as described in the respective individual rate sections for Wireline Broadband Internet Access Transmission Services, following, for interconnection with Wireline Broadband Internet Access Transmission Services provided by the Telephone Company under this tariff or for interconnection with a wireline broadband Internet transmission service provided on a non-tariffed, common carrier basis, there will be a charge for two Channel Terminations for each DSL Access Service Connection function ordered.

(N)

(N)

For an OC3 or OC12 Synchronous Optical Channel Service connecting a customer designated premises to an Asynchronous Transfer Mode Cell Relay Access Service as described in Section 16.7, following, there will be a charge for only one channel termination. For a 1.544 Mbps or 44.736 Mbps High Capacity Service or for an OC3/OC3c Synchronous Optical Channel Service connecting a customer designated premises to a DSL Access Service Connection Point as described in Section 16, following, there will be a charge for only one Channel Termination. For a Metallic Service connecting to a DSL Access Service Connection Point as described in Section 16, following, there will be a charge for two Channel Terminations for each DSL Access Service Connection function ordered.

(M)

(M)

Certain material currently found on this page formerly appeared on 3rd Revised Page 7-13.1.

Transmittal No. 129

**ACCESS SERVICE**7. Special Access Service (Cont'd)7.2 Rate Regulations (Cont'd)7.2.1 Rate Categories (Cont'd)(B) Channel Termination (Cont'd)

## (1) Synchronous Optical Channel Service Mileage-Based Channel Termination Alternative

The Telephone Companies listed below charge for Synchronous Optical Channel Service Channel Terminations based on mileage-based rates in lieu of a Fixed Channel Termination rate as normally charged by Telephone Companies for Synchronous Optical Channel Service under this Tariff.

Smart City Telecommunications LLC d/b/a Smart City Telecom

For the Telephone Companies listed above, Channel Termination systems include the transport common equipment and the first half mile of local channel facilities at rates specified in Section 17.3 following. Rates for additional lengths of local channel facilities are as specified in Section 17.3 following.

There are two channel termination rates for each Synchronous Optical Channel Service capacity.

- channel termination with an optical customer termination or an optical central office termination (under which configuration the channel termination fiber trunk between the customer designated premises and the central office are not channelized)
- channel terminations without both an optical customer termination or optical central office termination (under which configuration the channel termination fiber trunk between the customer designated premises and the central office is channelized)

(M)

(M)

Material currently found on this page formerly appeared on 3rd Revised Page 7-13.1.

Transmittal No. 129

**ACCESS SERVICE**7. Special Access Service (Cont'd)7.2 Rate Regulations (Cont'd)7.2.1 Rate Categories (Cont'd)(B) Channel Mileage

The Channel Mileage rate category recovers the costs associated with the end office equipment and the transmission facilities between the serving wire centers associated with two customer designated premises, between a serving wire center associated with a customer designated premises and a Telephone Company hub or between two Telephone Company hubs, between a serving wire center associated with a customer designated premises and a wire center equipped for Add/Drop Multiplexing (ADM) or between two ADM equipped wire centers. Channel Mileage rates are made up of the Channel Mileage Facility rate and the Channel Mileage Termination rate.

(C)  
(C)(1) Channel Mileage Facility

The Channel Mileage Facility rate recovers the per mile cost for the transmission path which extends between the Telephone Company serving wire centers and/or hub(s), between the Telephone Company serving wire center and another wire center equipped with a Public Packet Data Network Service, between Telephone Company serving wire center quipped with ATM-CRS and another telephone company ATM-equipped serving wire center, between a Telephone Company serving wire enter equipped with FRAS and another telephone company serving wire center quipped with a frame relay switch that is located in a non-adjacent serving territory, or between a Telephone Company serving wire center equipped with ETS and another telephone company Ethernet-equipped serving wire center that is located in a non-adjacent serving territory.

(T)  
(C)  
(C)

Material formerly found on this page now appears on Original Page 7-14.2.

Transmittal No. 129

Issued: June 15, 2007

Effective: June 30, 2007

President  
7852 Walker Drive, Greenbelt, Maryland 20770

**ACCESS SERVICE**7. Special Access Service (Cont'd)7.2 Rate Regulations (Cont'd)7.2.1 Rate Categories (Cont'd)(B) Channel Mileage (Cont'd)(1) Channel Mileage Facility (Cont'd)

The Synchronous Optical Channel Service Channel Mileage Facility provides high speed transmission facilities between the Telephone Company serving wire centers, or between a Telephone Company serving wire center and another wire center equipped for Add/Drop Multiplexing (ADM), or between two ADM equipped wire centers, or between the Telephone Company serving wire center and another wire center equipped with Asynchronous Transfer Mode Cell Relay Access Service, or between the Telephone Company serving wire center and another wire center equipped with Ethernet Transport Service (ETS), or between a Telephone Company serving wire center equipped with TS and another telephone company Ethernet-equipped serving wire center that is located in a non-adjacent serving territory.

(C)

(C)

Transmittal No. 129

**ACCESS SERVICE**7. Special Access Service (Cont'd)7.2 Rate Regulations (Cont'd)7.2.1 Rate Categories (Cont'd)(B) Channel Mileage (Cont'd)(2) Channel Mileage Termination

(T)

The Channel Mileage Termination rate recovers the cost for end office equipment associated with terminating the facility (i.e., basic circuit equipment and terminations at serving wire centers and hubs). The Channel Mileage Termination rate will apply at the serving wire center(s) for each customer designated premises and Telephone Company hub where the channel is terminated. If the Channel Mileage is between Telephone Company bridging hubs, the Channel Mileage Termination rate will apply per Telephone Company designated hub. If the Channel Mileage is between the serving wire center for a customer designated premises and a WATS Serving Office, the Channel Mileage Termination rate will apply at both the serving wire center associated with the customer designated premises and the WATS Serving Office.

If the Channel Mileage is between the serving wire center for a customer designated premises and another wire center equipped for Public Packet Data Network Service, the Channel Mileage Termination Rate will apply only at the serving wire center for the customer designated premises. If the Channel Mileage is between a Telephone Company serving wire center equipped with FRAS and another telephone company serving wire center equipped with a frame relay switch that is located in a non-adjacent serving territory, or between a Telephone Company serving wire center equipped with Asynchronous Transfer Mode Cell Relay Access Service (ATM-CRS) and another telephone company ATM-equipped serving wire center, or between a Telephone Company serving wire center equipped with ETS and another telephone company Ethernet-equipped serving wire center that is located in a non-adjacent serving territory, no Channel Mileage Termination Rate will apply.

Transmittal No. 159

**ACCESS SERVICE**7. Special Access Service (Cont'd)7.2 Rate Regulations (Cont'd)7.2.1 Rate Categories (Cont'd)(B) Channel Mileage (Cont'd)(2) Channel Mileage Termination (Cont'd)

If the Channel Mileage for Synchronous Optical Channel Service is between the serving wire center for a customer designated premises and a wire center equipped for Add/Drop Multiplexing, the Channel Mileage Termination Rate will apply at both the serving wire center associated with the Customer Designated Premises and the wire center equipped for Add/Drop Multiplexing. If the Channel Mileage is between two wire centers equipped for Add/Drop Multiplexing, the Channel Mileage Termination rate will apply at both wire centers equipped for Add/Drop Multiplexing. When the Channel Mileage Facility is zero (i.e., collocated serving wire centers), neither the Channel Mileage Facility rate nor the Channel Mileage Termination rate

(N)

(N)

Transmittal No. 129



**ACCESS SERVICE**7. Special Access Service (Cont'd)7.2 Rate Regulations (Cont'd)7.2.1 Rate Categories (Cont'd)(C) Optional Features and Functions

The Optional Features and Functions rate category recovers the costs associated with optional features and functions which may be added to a Special Access Service to improve its quality or utility to meet specific communications requirements. These are not necessarily identifiable with specific equipment, but rather represent the end result in terms of performance characteristics which may be obtained. These characteristics may be obtained by using various combinations of equipment. Although the equipment necessary to perform a specified function may be installed at various locations along the path of the service, they will be charged for as a single rate element.

Examples of Optional Features and Functions that are available include, but are not limited to, the following:

- Signaling Capability
- Hubbing Functions
- Conditioning
- Transfer Arrangements

Descriptions for each of the available Optional Features and Functions are set forth in 7.4 through 7.12 following.

(T)

A hub is a Telephone Company designated serving wire center at which bridging or multiplexing functions are performed. The bridging functions performed are to connect three or more customer designated premises in a multipoint arrangement. The multiplexing functions are to channelize analog or digital facilities to individual services requiring a lower capacity or bandwidth.

NATIONAL EXCHANGE CARRIER ASSOCIATION, INC.

(x)

TARIFF F.C.C. NO. 4 identifies serving wire centers, hub locations, hub level (i.e., Hub, Terminus Hub, Intermediate Hub, or Super-Intermediate Hub) and the type of bridging or multiplexing functions available. Additionally, subtending wire centers are identified for Intermediate and Super-Intermediate Hubs.

(x)

(x) Filed under authority of Special Permission No. 93-598 of the Federal Communications Commission.

Transmittal No. 129

**ACCESS SERVICE**7. Special Access Service (Cont'd)7.2 Rate Regulations (Cont'd)7.2.2 Types of Rates and Charges

There are three types of rates and charges. These are monthly rates, daily rates and nonrecurring charges. The rates and charges are described as follows:

(A) Monthly Rates

Monthly rates are recurring rates that apply each month or fraction thereof that a Special Access Service is provided. For billing purposes, each month is considered to have 30 days.

(B) Daily Rates

Daily rates are recurring rates that apply to each 24 hour period or fraction thereof that a Program Audio or Video Special Access Service is provided for part-time use. For purposes of applying daily rates, the 24 hour period is not limited to a calendar day.

Part-time Video or Program Audio Service provided within a consecutive 30 day period will be charged the daily rate, not to exceed the monthly rate. For each day or partial day after a consecutive 30 day period of service, a charge equal to 1/30th of the monthly rate shall apply.

**ACCESS SERVICE**7. Special Access Service (Cont'd)7.2 Rate Regulations (Cont'd)7.2.2 Types of Rates and Charges (Cont'd)(C) Nonrecurring Charges

Nonrecurring charges are one-time charges that apply for specific work activity (i.e., installation or change to an existing service). The types of nonrecurring charges that apply for Special Access Service are: installation of service, installation of optional features and functions, and service rearrangements. These charges are in addition to the Access Order Charge as specified in 17.4.1 following.

(1) Installation of Service

Nonrecurring charges apply to each service installed. The nonrecurring charges for the installation of service are set for each channel type as a nonrecurring charge for the Channel Termination.

(2) Installation of Optional Features and Functions

When optional features and functions are installed coincident with the initial installation of service, no separate nonrecurring charge is applicable. When optional features and functions are installed or changed subsequent to the installation of service, an Access Order Charge as specified in 17.4.1 following will apply per order.

**ACCESS SERVICE**7. Special Access Service (Cont'd)7.2 Rate Regulations (Cont'd)7.2.2 Types of Rates and Charges (Cont'd)(C) Nonrecurring Charges (Cont'd)(3) Service Rearrangements

Service rearrangements are changes to existing (installed) services which may be administrative only in nature, as set forth following, or that involve actual physical change to the service. Changes to pending orders are set forth in 5.4 preceding.

Changes in the physical location of the point of termination or customer designated premises are moves as set forth in 7.2.3 following.

Changes in the type of Service or Channel Termination which result in a change of the minimum period requirement will be treated as a discontinuance of the service and an installation of a new service.

Changes in ownership or transfer of responsibility from one customer to another will be treated as a discontinuance of the service and an installation of a new service. In the event the change in ownership or transfer of responsibility is as set forth in 2.1.2(A) preceding where there is no change in facilities or arrangements, the change will be treated as an administrative change.

**ACCESS SERVICE**7. Special Access Service (Cont'd)7.2 Rate Regulations (Cont'd)7.2.2 Types of Rates and Charges (Cont'd)(C) Nonrecurring Charges (Cont'd)(3) Service Rearrangements (Cont'd)

Administrative changes will be made without charge(s) to the customer. Administrative changes are as follows:

- Change of customer name;
- Change of customer or customer's end user premises address when the change of address is not a result of physical relocation of equipment;
- Change in billing data (name, address, or contact name or telephone number);
- Change of agency authorization;
- Change of customer circuit identification;
- Change of billing account number;
- Change of customer test line number;
- Change of customer or customer's end user contact name or telephone number; and
- Change of jurisdiction.

All other service rearrangements will be charged as follows:

- If the change involves the addition of other customer designated premises to an existing service, the nonrecurring charge for the channel termination rate element will apply. The charge(s) will apply only for the location(s) that is being added. The charge(s) will be in addition to an Access Order Charge as set forth in 17.4.1 following.

**ACCESS SERVICE**7. Special Access Service (Cont'd)7.2 Rate Regulations (Cont'd)7.2.2 Types of Rates and Charges (Cont'd)(C) Nonrecurring Charges (Cont'd)(3) Service Rearrangements (Cont'd)

- If the change involves the addition of an optional feature or function (with the exception of the addition of Clear Channel Capability to an existing service), or if the change involves changing the type of signaling on a Voice Grade service, and for all other changes the Access Order Charge as set forth in 17.4.1 following will apply.
- When the Clear Channel Capability optional feature is installed on an existing facility, the addition will be treated as a discontinuance and start of service and all associated non-recurring charges will apply.

7.2.3 Moves

A move involves a change in the physical location of one of the following:

- The Point of Termination at the customer's premises; or
- The customer's premises

The charges for the move are dependent on whether the move is to a new location within the same building or to a different building.

(A) Moves Within the Same Building

When the move is to a new location within the same building, the charge for the move will be an amount equal to one half of the nonrecurring (i.e., installation) charge for the service termination affected. There will be no change in the minimum period requirements. This charge is in addition to the Access Order Charge as specified in 17.4.1 following.

**ACCESS SERVICE**7. Special Access Service (Cont'd)7.2 Rate Regulations (Cont'd)7.2.3 Moves (Cont'd)

## (B) Moves To a Different Building

Moves to a different building will be treated as a discontinuance and start of service and all associated nonrecurring charges will apply. New minimum period requirements will be established for the new services. The customer will also remain responsible for satisfying all outstanding minimum period charges for the discontinued service.

7.2.4 Minimum Periods

The minimum service period for all Special Access services except part-time Video and Program Audio services and DS3 High Capacity Service and Synchronous Optical Channel Services is one month and the full monthly rate will apply to the first month. Adjustments for the quantities of services established or discontinued in any billing period beyond the minimum period are as set forth in 2.4.1(F) preceding. The minimum service period for part-time Video and program Audio services is a continuous 24-hour period, not limited to a calendar day. The minimum service period for DS3 High Capacity service and Synchronous Optical Channel Services is twelve months. The minimum service period will be waived for a High Capacity Service included in a Term Discount plan that is replaced with a qualifying High Capacity Service Optional Rate Plan Replacement as set forth in Section 7.2.8(A), following. The minimum service period will be waived for a Synchronous Optical Channel Service included in a Term Discount plan that is replaced with a qualifying SOCS Optional Rate Plan Replacement as set forth in Section 7.2.9(A), following.

(N)

(N)

**ACCESS SERVICE**7. Special Access Service (Cont'd)7.2 Rate Regulations (Cont'd)7.2.5 Mileage Measurement

The mileage to be used to determine the monthly rate for the Channel Mileage Facility is calculated on the airline distance between the locations involved, i.e.,

- the serving wire centers associated with two customer designated premises,
- a serving wire center associated with a customer designated premises and a Telephone Company hub,
- a serving wire center associated with a customer designated premises and a wire center equipped with a Public Packet Data Network Service, (C)
- a serving wire center equipped with ATM-CRS and another telephone company ATM-equipped serving wire center, (C)
- a serving wire center associated with a customer designated premises and a wire center equipped for Frame Relay Access Service, (C)
- a serving wire center equipped with ETS and another telephone company Ethernet-equipped serving wire center that is located in a non-adjacent serving territory, (C)
- a serving wire center associated with a customer designated premises and a DSL Access Service Connection Point or a High Speed Internet (HSI) Access Service Connection Point
- a serving wire center associated with a customer designated premises and a wire center equipped for Add/Drop Multiplexing, (C)
- two wire centers equipped for Add/Drop Multiplexing, (C)
- two Telephone Company hubs,
- or between the serving wire center associated with a customer designated premises and a WATS Serving Office.

The serving wire center associated with a customer designated premises is the serving wire center from which this customer designated premises would normally obtain dial tone.

Mileage charges are shown with each channel type. To determine the rate to be billed, first compute the mileage using the V&H coordinates method, as set forth in the NATIONAL EXCHANGE CARRIER ASSOCIATION, INC. TARIFF F.C.C. NO. 4, then multiply the resulting number of miles times the Channel Mileage Facility per mile rate, and add the Channel Mileage Termination rate for each termination. When the calculation results in a fraction of a mile, always round up to the next whole mile before determining the mileage and applying the rates. When more than one Telephone Company is involved in the provision of service, billing will be accomplished as set forth in 2.4.7 preceding.

Transmittal No. 129



**ACCESS SERVICE**7. Special Access Service (Cont'd)7.2 Rate Regulations (Cont'd)7.2.5 Mileage Measurement (Cont'd)

When hubs are involved, mileage is computed and rates applied separately for each section of the Channel Mileage, i.e.,

- customer designated premises serving wire center to hub,
- hub to hub and/or
- hub to customer designated premises serving wire center.

However, when any service is routed through a hub for purposes other than customer specified bridging or multiplexing (e.g., the Telephone Company chooses to so route for test access purposes), rates will be applied only to the distance calculated between the serving wire centers associated with the customer designated premises.

See the service configuration example for multipoint service as set forth in 7.1.3(B) preceding.

When Add/Drop Multiplexing is offered in connection with Synchronous Optical Channel Service, mileage is computed and rates applied separately for each section of the Channel Mileage, i.e.,

- customer designated premises serving wire center to an Add/Drop Multiplexing (ADM) equipped wire center,
- ADM equipped wire center to ADM equipped wire center,
- ADM equipped wire center to a customer designated premises serving wire center.

(C)

(C)

7.2.6 Facility Hubs

A customer has the option of ordering Voice Grade service or High Capacity services (i.e., DS1, DS1C, DS2, DS3 or DS4) to a facility hub for channelizing to individual services requiring lower capacity facilities (e.g., Telegraph, Voice, Program Audio, etc.).

Different locations may be designated as hubs for different facility capacities, e.g., multiplexing from digital to digital may occur at one location while multiplexing from digital to analog may occur at a different location. When placing an Access Order the customer will specify the desired hub.

NATIONAL EXCHANGE CARRIER ASSOCIATION, INC. TARIFF F.C.C. NO. 4 identifies serving wire centers, hub locations, hub level (i.e., Hub, Terminus Hub, Intermediate Hub, or Super-Intermediate Hub) and the type of multiplexing functions available. Additionally, subtending wire centers are identified for Intermediate and Super- Intermediate Hubs.

(x)

(x)

(x) Filed under authority of Special Permission No. 93-598 of the Federal Communications Commission.

Transmittal No. 129

**ACCESS SERVICE**7. Special Access Service (Cont'd)7.2 Rate Regulations (Cont'd)7.2.6 Facility Hubs (Cont'd)

Some of the types of multiplexing available include the following:

- from higher to lower bit rate
- from higher to lower bandwidth
- from high capacity to voice frequency channels.

Point to point services may be provided on channels of these services to a hub. The transmission performance for the point to point service provided between customer designated premises will be that of the lower capacity or bit rate. For example, when a 1.544 Mbps channel is multiplexed to voice frequency channels, the transmission performance of the channelized services will be Voice Grade, not High Capacity.

The Telephone Company will commence billing the monthly rate for the service to the hub on the date specified by the customer on the Access Order. Individual channels utilizing these services may be installed coincident with the installation of the service to the hub or may be ordered and/or installed at a later date, at the option of the customer. Except as provided for in Section 7.2.1 preceding, the customer will be billed for a Voice Grade or a High Capacity Channel Termination, Channel Mileage (when applicable), and the multiplexer at the time the service is installed. Individual service rates (by service type) will apply for a Channel Termination and additional Channel Mileage (as required) for each channelized service. These will be billed to the customer as each individual service is installed.

(C)

Cascading multiplexing occurs when a High Capacity service is de-multiplexed to provide channels with a lesser capacity and one of the lesser capacity channels is further de-multiplexed. For example, a 6.312 Mbps High Capacity service is de-multiplexed to four DS1 channels and then one of the DS1 channels is further de-multiplexed to 24 individual Voice Grade channels.

Transmittal No. 129

**ACCESS SERVICE**7. Special Access Service (Cont'd)7.2 Rate Regulations (Cont'd)7.2.6 Facility Hubs (Cont'd)

When cascading multiplexing is performed, whether in the same or a different hub, a charge for the additional multiplexing unit also applies. When cascading multiplexing is performed at different hubbing locations, Channel Mileage charges also apply between the hubs.

The Telephone Company will designate hubs for Program Audio and Video Services. Full-time or part-time service may be provided between customer designated premises or between a customer designated premises and a hub and billed accordingly at the monthly rates set forth in 17.3.5 and 17.3.6 following for a Channel Termination, Channel Mileage and Optional Features and Functions, as applicable. When the service is ordered to a hub, the customer may order full-time or part-time Video and Program Audio services as needed between that hub and additional customer designated premises. The rate elements required to provide the part-time service (i.e., Channel Termination, Channel Mileage and Optional Features and Functions, as applicable) will be billed at daily rates for the duration of the service requested.

(T)

**ACCESS SERVICE**7. Special Access Service (Cont'd)7.2 Rate Regulations (Cont'd)7.2.7 Mixed Use

(T)

Mixed use refers to a rate application applicable only when the customer orders High Capacity or Synchronous Optical Channel Service Special Access facilities between a customer designated premises and a Telephone Company hub or ADM equipped wire center where the Telephone Company performs multiplexing/de-multiplexing functions and the same customer then orders the derived channels as Special and Switched Access Services. If the customer has Switched Access Service between a customer designated premises and an end office that is multiplexed at a Telephone Company hub and subsequently orders the derived channels as Special and Switched Access Service, rates and charges will apply as if the service were ordered as mixed use.

(C)

|

(C)

Except as noted above, the High Capacity facility will be ordered, provided and rated as Special Access Service (i.e., Channel Termination, Channel Mileage, as appropriate, Multiplexing, Customer Node, Customer Premises Port and Add/Drop Multiplexing). The nonrecurring charge that applies when the mixed use facility is installed will be the nonrecurring charge associated with the appropriate Special Access High Capacity or Synchronous Optical Channel Termination. Rating as Special Access will continue until such time as the customer chooses to use a portion of the available capacity for Switched Access Service. Individual service (i.e., Switched or Special Access) nonrecurring charges will not apply to the individual channels of the mixed use facility.

(C)

(C)

(C)

When Special Access Service is provided utilizing a channel of the mixed use facility to a hub, High Capacity rates and charges will apply for the facility to the hub, as set forth preceding, and individual service rates and charges will apply from the hub to the customer designated premises. The rates and charges that will apply to the portion from the hub to the customer designated premises will be dependent on the specific type of Special Access Service that is provided (e.g., Voice Grade, Telegraph, etc.). The applicable rates and charges will include a Channel Termination and Channel Mileage, if applicable. Rates and charges for optional features and functions associated with the service, if any, will apply for the appropriate channel type.

Transmittal No. 129

**ACCESS SERVICE**7. Special Access Service (Cont'd)7.2 Rate Regulations (Cont'd)7.2.7 Mixed Use (Cont'd)

(T)

As each individual channel is activated for Switched Access Service, the High Capacity Special Access Channel Termination, Channel Mileage, and Multiplexing rates will be reduced accordingly (e.g., 1/24th for a DS1 service, 1/672nd for a DS3 service, etc.). Similarly, as each individual channel of a Special Access Synchronous Optical Channel Service is activated for Switched Access Service, the Special Access Channel Termination, Channel Mileage, Customer Node, Customer Premises Port, and Add/Drop Multiplexing rates will be reduced accordingly (e.g., 1/2016th for an OC3 service, 1/8064th for an OC12 service).

(C)

—  
(C)

Switched Access Service rates and charges, as set forth in 17.2 following, will apply for each channel that is used to provide a Switched Access Service. Additionally, the Switched Access Service Entrance Facility, Direct Trunked Transport, and Multiplexing charges, if applicable, will be reduced by multiplying their respective rates by the ratio of derived Switched Access Service channels to the total number of Voice Grade channels that can be derived.

The customer must place an order for each individual Switched or Special Access Service utilizing the Mixed Use Facilities and specify the channel assignment for each such service.

If the Special Access charges for the mixed use facility are subject to Optional Rate Plan discounts (e.g., Term Discount Optional Rate Plan) as set forth in 7.2.8 following, the Special Access charges will be reduced to reflect mixed use before the Optional Rate Plan discounts are applied.

(N)

—  
(N)

Material formerly found on this page now appears on Original Page 7-27.2.

Transmittal No. 129

**ACCESS SERVICE**7. Special Access Service (Cont'd)7.2 Rate Regulations (Cont'd)7.2.7 Mixed Use (Cont'd)

Switched Access Service rates and charges, as set forth in 17.2 following, will apply for each channel that is used to provide a Switched Access Service. The Switched Access Service Entrance Facility charge will be reduced by multiplying its rate by a rate reduction factor (i.e., the ratio of derived Switched Access Service channels to the total number of channels that can be derived). If the Telephone Company is providing Direct Trunked Transport, then the Direct Trunked Transport, Multiplexing, Customer Node, Customer Premises Port, and Add/Drop Multiplexing charges will be reduced by multiplying their respective rates by the rate reduction factor.

The following table shows the total voice grade equivalents for each of the services that may be used for Mixed Use.

High Capacity or Synchronous Optical Channel Service	DS3 Quantities	DS1 Quantities	Voice Grade Equivalents
DS1	n/a	1	24
DS3	1	28	672
OC3	3	84	2,016
OC12	12	336	8,064

The customer must place an order for each individual Switched or Special Access Service utilizing the Mixed Use facilities and specify the channel assignment for each such service.

(N)

(N)

Transmittal No. 129

## ACCESS SERVICE

### 7. Special Access Service (Cont'd)

#### 7.2 Rate Regulations (Cont'd)

##### 7.2.8 High Capacity Optional Rate Plans

The High Capacity Optional Rate plan offers a Term Discount. (C)

The Term Discount plan applies to Special Access DS1 and DS3 High Capacity Service Channel Termination, Channel Mileage Facility and Channel Mileage Termination monthly rates, as set forth following. The current monthly rates for such services are reduced by a fixed percentage. The amount of the discount percentage differs based on the length of the service commitment period selected by the customer. The Term Discount percentages for High Capacity Service are as set forth in 17.3.8 following.

Discounts for the Term Discount plan are only applied to High Capacity Service provided to a customer within the same state and LATA by the same Telephone Company. (D)

(D)

The Term Discount Optional Rate Plan is only available from those Telephone Companies listed in 7.1.1 preceding. (C)

The minimum service period on a monthly rate basis is one month for DS1 service and twelve months for DS3 service.

Transmittal No. 161

**ACCESS SERVICE**7. Special Access Service (Cont'd)7.2 Rate Regulations (Cont'd)7.2.8 High Capacity Optional Rate Plans (Cont'd)(A) Term Discounts

DS1 and DS3 High Capacity Special Access Service may be ordered at the customer's option on a monthly rate basis or for Term Discount periods of 36 months (3 years) or 60 months (5 years).

The minimum service period for all Term Discount plans is twelve months. The minimum service period will be waived for a High Capacity Service included in a Term Discount plan that is replaced with a qualifying High Capacity Service Optional Rate Plan Replacement as set forth in Section 7.2.8(A)(3), following. The customer must specify the length of the service commitment period at the time the service is ordered.

(N)  
|  
(N)

For customers that subscribe to the Term Discount plan for 36 or 60 months, the Term Discount percentage as set forth in 17.3.8 following will be frozen from Company initiated decreases, for the entire discount period at the percent in effect at the beginning of the Term Discount period.

If a Term Discount Percentage increase occurs during the term of an existing Term Discount plan, the increased percentage will be applied automatically to the remainder of the current Term Discount period.

At the end of the Term Discount period, the customer may convert to month-to-month service or subscribe to a new Term Discount plan. If the customer does not make a choice by the end of the discount period, the rates will automatically convert to month-to-month service rates.

To be included in a Term Discount plan all eligible High Capacity rate elements must be ordered for the same commitment term (i.e., all 36 months or all 60 months) and with the same service date. When additional capacity is subsequently added, it will be available only on a month-to-month basis unless the discount period of the entire service is upgraded.

Eligible DS1 or DS3 High Capacity rate elements are those Channel Terminations, Channel Mileage Facility and Channel Mileage Terminations provided to a customer within the same state and LATA by the same telephone company. As long as the number of DS1s or DS3s included in a Term Discount plan remains constant, except for qualifying High Capacity Service Optional Rate Plan Replacements as set forth in Section 7.2.8(A)(3), following, customer requests to install and disconnect DS1 or DS3 services, including changes affecting different wire centers and/or customer designated premises, will not change the current Term Discount period or the minimum service period and Discontinuance of Service charges as set forth in (4) following will not apply.

(N)  
|  
(N)  
  
(T)

Transmittal No. 161

Issued: December 16, 2011

Effective: January 1, 2012

President  
7852 Walker Drive, Greenbelt, Maryland 20770



**ACCESS SERVICE**7. Special Access Service (Cont'd) (T)7.2 Rate Regulations (Cont'd)7.2.8 High Capacity Optional Rate Plans (Cont'd)(A) Term Discounts (Cont'd)(1) Upgrades in Term Discounts

Services provided under monthly rates or Term Discount rates may be upgraded to a Term Discount plan at any time without incurring Channel Termination nonrecurring charges or discontinuance charges for existing services. The new Term Discount plan must meet or exceed the service term of the plan being upgraded. For example, a service with a 36 month commitment period may be upgraded to a new 36 month, or 60 month service period. The monthly rates will be those that are in effect at the time the service is upgraded. A new minimum service period applies to all High Capacity Service that is upgraded.

(2) Upgrades in Capacity (DS1 to DS3)

If the customer chooses to upgrade a service under the Term Discount rate plan to a higher capacity (i.e., DS1 to DS3), discontinuance charges will not apply, provided all the following conditions are met:

- the customer's order for the disconnect of the existing DS1 Service and the installation of the new DS3 Service are received at the same time and specifically reference the application of upgrade in capacity;
- the customer's disconnect order for the existing DS1 Service must reference the DS3 Service installation order;
- the new service has a total voice equivalent channel capacity greater than the total voice equivalent channel capacity of the service being discontinued; and
- the new Term Discount period meets or exceeds the Term Discount period being discontinued.

**ACCESS SERVICE**7. Special Access Service (Cont'd)7.2 Rate Regulations (Cont'd)7.2.8 High Capacity Optional Rate Plans (Cont'd)(A) Term Discounts (Cont'd)(2) Upgrades in Capacity (DS1 to DS3) (Cont'd)

A new minimum service period applies to all upgrades. Channel Termination nonrecurring charges for an equivalent channel capacity of the existing services being upgraded to the higher speed service will not be assessed. For example, 30 existing DS1 Services are being upgraded to DS3 Service at the customers request. A capacity of 3 is installed at the customer's request. A total of 2 DS3 Services will be installed without Channel Termination nonrecurring charges being assessed, as it will require 2 DS3 Channel rate elements to provide the equivalent channel capacity of the existing services. Channel Termination nonrecurring charges will not apply to the upgraded lower speed services placed on the higher speed service if requested at the same time as the upgrade request. Channel Termination nonrecurring charges will apply for capacity that exceeds the existing equivalent channel capacity.

(C)  
|  
(C)

Should the customer choose to upgrade either a portion of, or the entire DS1 Service under the Term Discount plan to a DS3 Service and move the service to a new customer location(s) within the same state and LATA, and when service is provided by the same telephone company, discontinuance charges will not apply.

Transmittal No. 129

**ACCESS SERVICE**7. Special Access Service (Cont'd)7.2 Rate Regulations (Cont'd)7.2.8 High Capacity Optional Rate Plans (Cont'd)(A) Term Discounts (Cont'd)(3) High Capacity Service Optional Rate Plan Replacements

(N)

All or a portion of existing DS1 or DS3 services included in a High Capacity Optional Rate Plan may be replaced before the end of its term commitment period with a new Synchronous Optional Channel Service (SOCS) Optional Rate Plan or with a new or existing ETS Term Discount Plan without incurring Discontinuance of Service charges as set forth in (4), following, if all of the requirements listed in (a), below, are met.

(a) A customer may replace all or a portion of the services included in its existing High Capacity Optional Rate Plan(s) before the end of its term commitment period(s) with newly committed SOCS channel(s) added to the customer's new SOCS Term Discount Optional Rate Plan or with newly committed ETS Port(s) added to the customer's new or existing ETS Term Discount Plan provided:

(i) The term commitment period remaining in the customer's existing ETS Term Discount Plan or established in the new SOCS Optional Rate Plan or new ETS Term Discount Plan meets or exceeds the number of months remaining in the customer's existing High Capacity Optional Rate Plan(s);

(ii) The bandwidth capacity of the newly committed SOCS channel(s) included in the new SOCS Optional Rate Plan or the newly committed ETS Port(s) included in the new or existing ETS Term Discount Plan meets or exceeds the bandwidth capacity of the service(s) being replaced in the customer's existing High Capacity Optional Rate Plan(s);

(N)

Transmittal No. 161

Issued: December 16, 2011

Effective: January 1, 2012

President  
7852 Walker Drive, Greenbelt, Maryland 20770

**ACCESS SERVICE**7. Special Access Service (Cont'd)7.2 Rate Regulations (Cont'd)7.2.8 High Capacity Optional Rate Plans (Cont'd)(A) Term Discounts (Cont'd)(3) High Capacity Service Optional Rate Plan Replacements  
(Cont'd)

- (iii) The customer commits to retain the newly committed ETS Port(s) in-service at the same bandwidth capacity for the remaining term commitment period for its existing ETS Term Discount Plan or for the entire term commitment period of its new SOCS Term Discount Optional Rate Plan, or new ETS Term Discount Plan;
- (iv) The customer's orders for the disconnect of all or a portion of the services included in its High Capacity Optional Rate Plan and the addition of newly committed SOCS channel(s) to a new SOCS Optional Rate Plan or newly committed ETS Port(s) to a new or existing ETS Term Discount Plan are submitted to the Telephone Company at the same time and include cross references as described in Section 5.2.2, preceding;
- (v) Any newly committed ETS Ports are added to the customer's ETS Term Discount Plan before the last year of the existing term commitment period; and
- (vi) Any newly committed SOCS channels added to a new SOCS Optional Rate Plan or newly committed ETS Ports added to a new or existing ETS Term Discount Plan are installed at the same location as the service(s) being replaced in the customer's existing High Capacity Optional Rate Plan(s).

(N)

(N)

Transmittal No. 161

Issued: December 16, 2011

Effective: January 1, 2012

President  
7852 Walker Drive, Greenbelt, Maryland 20770

**ACCESS SERVICE**7. Special Access Service (Cont'd)7.2 Rate Regulations (Cont'd)7.2.8 High Capacity Optional Rate Plans (Cont'd)(A) Term Discounts (Cont'd)(3) High Capacity Service Optional Rate Plan Replacements  
(Cont'd)

(b) If any of the requirements specified in (i), above, are not met, replacement SOCS channels and/or replacement ETS Port(s) will not qualify for the provisions under Section 7.2.8(A)(3). Discontinuance charges will apply to replace all or a portion of the services in an existing High Capacity Optional Rate Plan as described in (4), below.

(c) When a customer replaces all or a portion of its services included in its existing High Capacity Optional Rate Plan with a newly committed SOCS channel(s) added to the customer's new SOCS Optional Rate Plan or with a newly committed ETS Port(s) added to the customer's new or existing ETS Term Discount Plan provided pursuant to Sections 7.2.9 and 16.4, following, the Telephone Company will waive any unsatisfied minimum period charges that may otherwise be applicable for disconnecting the customer's High Capacity Service prior to satisfying the minimum service period.

(d) The term discount percentage for the replacement SOCS Optional Rate Plan or replacement ETS Term Discount Plan will apply on a going forward basis based on the customer's written request to establish a replacement term commitment period under Section 7.2.8(A)(3).

(e) When a customer replaces all or a portion of its existing High Capacity Optional Rate Plan with a committed ETS Port(s) added to its existing ETS Term Discount Plan, the customer's existing ETS Term Discount Plan term commitment period would continue uninterrupted.

(N)

(N)

**ACCESS SERVICE**7. Special Access Service (Cont'd)7.2 Rate Regulations (Cont'd)7.2.8 High Capacity Optional Rate Plans (Cont'd)(A) Term Discounts (Cont'd)(3) High Capacity Service Optional Rate Plan Replacements  
(Cont'd)

(f) An Access Order Charge, as described in Section 5.4.1, preceding, does not apply to make a change to an existing High Capacity Optional Rate Plan as a result of a High Capacity Service Optional Rate Plan Replacement under this section. An Access Order Charge per order does apply to install a SOCS channel(s) and ETS Port(s).

(g) Terms and conditions for the SOCS Optional Rate Plan and ETS Term Discount Plan are specified in Sections 7.2.9 and 16.4, following.

(N)

(N)

Transmittal No. 161

**ACCESS SERVICE**7. Special Access Service (Cont'd)7.2 Rate Regulations (Cont'd)7.2.8 High Capacity Optional Rate Plans (Cont'd)(A) Term Discounts (Cont'd)(4) Discontinuance of Service

Except as specified in (3), above, discontinuance charges, as described below, will apply to the portion of the service being discontinued when the customer chooses to disconnect all or a portion of its service prior to the expiration of the term commitment period.

Should the customer choose to discontinue a Term Discount plan prior to the completion of the Optional Rate Plan (ORP) minimum service period, discontinuance charges will apply. Discontinuance charges equal to one-hundred percent of the total undiscounted monthly rates, less any amounts previously paid, will apply for the ORP minimum service period. Additionally, discontinuance charges of fifteen percent for DS1 service, and thirty-five percent for DS3 service, of the total undiscounted monthly charges will apply to the remaining portion of the unsatisfied term commitment period.

(C)

(C)

(C)

(C)

For a 36 month (3 year) term commitment, the unsatisfied term commitment period is 24 months (36 months minus the 12 month ORP minimum service period). For a 60 month (5 year) term commitment, the unsatisfied term commitment period is 48 months (60 months minus the 12 month ORP minimum service period). For example, a customer chooses to discontinue a DS3 service in month 10 of a 36 month term commitment period. The discontinuance charges for disconnecting prior to the completion of the ORP minimum service period and before the end of the term commitment period would be:

(N)

(the undiscounted DS3 monthly rates) x (12)-(10 months payment received)

Plus

(.35) x (24 months) x (the undiscounted DS3 monthly rates).

(N)

Certain material previously found on this page now appears on Original Page 7-31.1.

Transmittal No. 215

Issued: June 18, 2018

Effective: July 3, 2018

President  
7852 Walker Drive, Greenbelt, Maryland 20770

**ACCESS SERVICE**7. Special Access Service (Cont'd)7.2 Rate Regulations (Cont'd)7.2.8 High Capacity Optional Rate Plans (Cont'd)(A) Term Discounts (Cont'd)(4) Discontinuance of Service (Cont'd)

Should the customer choose to discontinue service ordered under a Term Discount plan after the ORP minimum service period but before the completion of the discount period, discontinuance charges will apply. Discontinuance charges of fifteen percent for DS1 Service, and thirty-five percent for DS3 Service, of the total undiscounted monthly charges will apply to the remaining portion of the discount period. For example, a customer has a DS1 Service which it chooses to discontinue after 33 months into a 60-month service term. The discontinuance charge would be 0.15 times 27 months times the undiscounted monthly rate for that service.

(M)

(C)

(C)

(M)

Material currently found on this page previously appeared on 1st Revised Page 7-31.

Transmittal No. 215



**ACCESS SERVICE**

7. Special Access Service (Cont'd)

7.2 Rate Regulations (Cont'd)

7.2.8 High Capacity Optional Rate Plans (Cont'd)

(D)

(D)

Transmittal No. 129

Issued: June 15, 2007

Effective: June 30, 2007

President  
7852 Walker Drive, Greenbelt, Maryland 20770

**ACCESS SERVICE**

7. Special Access Service (Cont'd)

7.2 Rate Regulations (Cont'd)

7.2.8 High Capacity Optional Rate Plans (Cont'd)

(D)

(D)

Transmittal No. 129

Issued: June 15, 2007

Effective: June 30, 2007

President  
7852 Walker Drive, Greenbelt, Maryland 20770

**ACCESS SERVICE**

7. Special Access Service (Cont'd)

7.2 Rate Regulations (Cont'd)

(D)

(D)

Transmittal No. 129

**ACCESS SERVICE**7. Special Access Service (Cont'd)7.2 Rate Regulations (Cont'd)7.2.9 Other Optional Rate Plans(A) Synchronous Optical Channel Service Optional Rate Plan A

Telephone Companies offering Synchronous Optical Channel Service Optional Rate Plan A are indicated at Section 7.1.1 preceding.

The Synchronous Optical Channel Service Optional Rate Plan A offers a Term Discount. The Term Discount applies to Channel Terminations, Channel Mileage and Optional Features and Functions monthly rates, as set forth following. The Term Discount percentages for the Synchronous Optical Channel Service Term Discount are as set forth in 17.3.10(D) following.

Discounts for the Synchronous Optical Channel Service Optional Rate Plan A are only applied to Synchronous Optical Channel Service provided to a customer within the same state and LATA by the same Telephone Company.

OC3 and OC12 Synchronous Optical Channel Service may be ordered at the customer's option on a monthly rate basis for a minimum term of 12 months or for Term Discount periods of 36 months (3 years) or 60 months (5 years) or greater up to and including 84 months.

The minimum service period for all term discount plans is twelve months. The minimum service period will be waived for a Synchronous Optical Channel Service included in a Term Discount plan that is replaced with a qualifying SOCS Optional Rate Plan Replacement as set forth in Section 7.2.9(A)(3), following. The customer must specify the length of the service commitment period at the time the service is ordered.

(N)  
|  
(N)

For customers that subscribe to the Term Discount plan for 36 months (3 years) or 60 months (5 years) or greater up to and including 84 months, the Term Discount percentage as set forth in 17.3.10(D) following will be frozen from Company initiated decreases, for the entire discount period at the percent in effect at the beginning of the Term Discount period.

If a Term Discount percentage increase occurs during the term of an existing Term Discount plan, the increased percentage will be applied automatically to the remainder of the current Term Discount period.

Transmittal No. 161

**ACCESS SERVICE**7. Special Access Service (Cont'd)7.2 Rate Regulations (Cont'd)7.2.9 Other Optional Rate Plans (Cont'd)(A) Synchronous Optical Channel Service Optional Rate Plan A (Cont'd)

At the end of the Term Discount period, the customer may convert to month-to-month service or subscribe to a new Term Discount plan. If the customer does not submit an access service request or other written notice of election for a new Term Discount plan fifteen business days prior to the end of the discount period, the rates will automatically convert to month-to-month service rates. The minimum service period on a monthly rate basis is twelve months for Synchronous Optical Channel Service.

To be included in a Term Discount plan, all eligible Synchronous Optical Channel Service rate elements must be ordered for the same commitment term (i.e., all 36 months or all 60 months or greater) and with the same service date. When additional capacity is subsequently added, it will be available only on a month-to-month basis unless the discount period of the entire service is upgraded.

Eligible OC3/OC3c or OC12 Synchronous Optical Channel Service rate elements are those Channel Terminations, Channel Mileage Facility, Channel Mileage Terminations, Customer Nodes, Customer Premises Ports and Central Office Ports provided to a customer within the same state and LATA by the same Telephone Company. As long as the number of OC3/OC3s or OC12s included in a Term Discount plan remains constant, except for qualifying SOCS Optional Rate Plan Replacements as set forth in Section 7.2.9(A)(3), following, customer requests to install and disconnect OC3, OC3c or OC12 service, including changes affecting different wire centers and/or customer designated premises, will not change the current Term Discount period or the minimum service period, and Discontinuance of Service charges as set forth in (4) following will not apply.

(N)

(N)

(T)

**ACCESS SERVICE**7. Special Access Service (Cont'd)7.2 Rate Regulations (Cont'd)7.2.9 Other Optional Rate Plans (Cont'd)(A) Synchronous Optical Channel Service Optional Rate Plan A (Cont'd)(1) Upgrades in Term Discounts

Services provided under monthly rates or Term Discount rates may be upgraded to a Term Discount plan at any time without incurring nonrecurring charges or discontinuance charges for existing services. The new Term Discount plan must meet or exceed the service term of the plan being upgraded. For example, a service with a 36 month commitment period may be upgraded to a new 36 month, or 60 month service period. The monthly rates will be those that are in effect at the time the service is upgraded. A new minimum service period applies to all Synchronous Optical Channel Service that is upgraded.

(2) Upgrades in Capacity (OC3/OC3c to OC12)

(C)

If the customer chooses to upgrade a service under the Term Discount rate plan to a higher capacity (i.e., OC3/OC3c to OC12), discontinuance charges will not apply, provided all the following conditions are met:

(C)

(C)

- the customer's order for the disconnect of the existing OC3/OC3c Service and the installation of the new OC12 Service are received at the same time and specifically reference the application of upgrade in capacity, (C)
- the customer's disconnect order for the existing OC3/OC3c Service must reference the OC12 Service installation order, (C)
- the new service has a total voice equivalent channel capacity greater than the total voice equivalent channel capacity of the service being discontinued and,
- the new Term Discount period meets or exceeds the Term Discount period being discontinued

Transmittal No. 161

**ACCESS SERVICE**7. Special Access Service (Cont'd)7.2 Rate Regulations (Cont'd)7.2.9 Other Optional Rate Plans (Cont'd)(A) Synchronous Optical Channel Service Optional Rate Plan A (Cont'd)(2) Upgrades in Capacity (OC3/OC3c to OC12) (Cont'd) (C)

A new minimum service period applies to all upgrades. (C)  
Nonrecurring charges will not be assessed when an existing  
OC3/OC3c service is upgraded to an equivalent channel capacity  
at a higher speed. (C)

Should the customer choose to upgrade either a portion of, or the  
entire OC3/OC3c Service under the Term Discount plan to an (C)  
OC12 Service and move the service to a new customer (C)  
location(s) within the same state and LATA, and when service is  
provided by the same telephone company, discontinuance  
charges will not apply.

(3) SOCS Optional Rate Plan Replacements (N)

All or a portion of existing OC3/OC3c or OC12 services  
included in a SOCS Optional Rate Plan may be replaced before  
the end of its term commitment period with a new or existing  
ETS Term Discount Plan without incurring Discontinuance of  
Service charges as set forth in (4), following, if all of the  
requirements listed in (a), below, are met. (N)

Transmittal No. 161

**ACCESS SERVICE**7. Special Access Service (Cont'd)7.2 Rate Regulations (Cont'd)7.2.9 Other Optional Rate Plans (Cont'd)(A) Synchronous Optical Channel Service Optional Rate Plan A (Cont'd)(3) SOCS Optional Rate Plan Replacements (Cont'd)

(N)

(a) A customer may replace all or a portion of the services included in its existing SOCS Optional Rate Plan(s) before the end of its term commitment period(s) with newly committed ETS Port(s) added to the customer's new or existing ETS Term Discount Plan provided:

(1) The term commitment period remaining in the customer's existing ETS Term Discount Plan or established in the ETS Term Discount Plan meets or exceeds the number of months remaining in the customer's existing SOCS Optional Rate Plan(s);

(2) The bandwidth capacity of the newly committed ETS Port(s) included in the new or existing ETS Term Discount Plan meets or exceeds the bandwidth capacity of the service(s) being replaced in the customer's existing SOCS Optional Rate Plan(s);

(3) The customer commits to retain the newly committed ETS Port(s) in-service at the same bandwidth capacity for the remaining term commitment period for its existing ETS Term Discount Plan or for the entire term commitment period of its new ETS Term Discount Plan;

(N)

Transmittal No. 161



**ACCESS SERVICE**7. Special Access Service (Cont'd)7.2 Rate Regulations (Cont'd)7.2.9 Other Optional Rate Plans (Cont'd)(A) Synchronous Optical Channel Service Optional Rate Plan A (Cont'd)(3) SOCS Optional Rate Plan Replacements (Cont'd)

- (4) The customer's orders for the disconnect of all or a portion of the services included in its SOCS Optional Rate Plan and the addition of newly committed ETS Port(s) to a new or existing ETS Term Discount Plan are submitted to the Telephone Company at the same time and include cross references as described in Section 5.2.2, preceding;
- (5) Any newly committed ETS Ports are added to the customer's existing ETS Term Discount Plan before the last year of the existing term commitment period; and
- (6) Any newly committed ETS Ports added to a new or existing ETS Term Discount Plan are installed at the same location as the service(s) being replaced under the customer's existing SOCS Optional Rate Plan(s).
- (b) If any of the requirements specified in (a), above, are not met, replacement ETS Port(s) will not qualify for the provisions under Section 7.2.9(A)(3). Discontinuance charges will apply to replace all or a portion of the services in an existing SOCS Optional Rate Plan as described in (4), below.

(N)

(N)

Transmittal No. 161

**ACCESS SERVICE**7. Special Access Service (Cont'd)7.2 Rate Regulations (Cont'd)7.2.9 Other Optional Rate Plans (Cont'd)(A) Synchronous Optical Channel Service Optional Rate Plan A (Cont'd)(3) SOCS Optional Rate Plan Replacements (Cont'd)

(c) When a customer replaces all or a portion of the services included in its existing SOCS Optional Rate Plan with a newly committed ETS Port(s) added to the customer's new or existing ETS Term Discount Plan provided pursuant to Section 16.4, following, the Telephone Company will waive any unsatisfied minimum period charges that may otherwise be applicable for disconnecting the customer's SOCS prior to satisfying the minimum service period.

(d) The term discount percentage for the replacement ETS Term Discount Plan will apply on a going forward basis based on the customer's written request to establish a replacement term commitment period under Section 7.2.9(A)(3).

(e) When a customer replaces all or a portion of its existing SOCS Optional Rate Plan with a newly committed ETS Port(s) added to its existing ETS Term Discount Plan, the customer's existing ETS Term Discount Plan term commitment period would continue uninterrupted.

(f) An Access Order Charge, as described in Section 5.4.1, preceding, does not apply to make a change to an existing SOCS Optional Rate Plan as a result of a SOCS Optional Rate Plan Replacement under this section. An Access Order Charge per order does apply to install ETS Port(s).

(g) Terms and conditions for the ETS Term Discount Plan are specified in Section 16.4.5, following.

(N)

(N)

Transmittal No. 161

**ACCESS SERVICE**7. Special Access Service (Cont'd)7.2 Rate Regulations (Cont'd)7.2.9 Other Optional Rate Plans (Cont'd)(A) Synchronous Optical Channel Service Optional Rate Plan A (Cont'd)(4) Discontinuance of Service

Except as specified in (3) above, discontinuance charges, as described below, will apply to the portion of the service being discontinued when the customer chooses to disconnect all or a portion of the service prior to the expiration of the term commitment period.

Should the customer choose to discontinue a Term Discount plan prior to the completion of the Optional Rate Plan (ORP) minimum service period, discontinuance charges will apply. Discontinuance charges equal to one-hundred percent of the total undiscounted monthly rates, less any amounts previously paid, will apply for the ORP minimum service period. Additionally, discontinuance charges of fifteen percent (15%) for OC3/OC3c and thirty-five percent (35%) for OC12 service of the total undiscounted monthly charges will apply to the remaining portion of the unsatisfied term commitment period.

For a 36 month (3 year) term commitment, the unsatisfied term commitment period is 24 months (36 months minus the 12 month ORP minimum service period). For a 60 month (5 year) term commitment, the unsatisfied term commitment period is 48 months (60 months minus the 12 month ORP minimum service period). For example, a customer chooses to discontinue an OC12 service in month 10 of a 36 month term commitment period. The discontinuance charges for disconnecting prior to the completion of the ORP minimum service period and before the end of the term commitment period would be:

(the undiscounted OC12 monthly rates) x (12)-(10 months payment received)

Plus

(.35) x (24 months) x (the undiscounted OC12 monthly rates)

(C)

(C)

(C)

(C)

(N)

(N)

Certain material previously found on this page now appears on Original Page 7-34.4.1.

Transmittal No. 215

**ACCESS SERVICE**7. Special Access Service (Cont'd)7.2 Rate Regulations (Cont'd)7.2.9 Other Optional Rate Plans (Cont'd)(A) Synchronous Optical Channel Service Optional Rate Plan A (Cont'd)(4) Discontinuance of Service (Cont'd)

Should the customer choose to discontinue service ordered under a Term Discount plan after the ORP minimum service period but before the completion of the discount period, discontinuance charges will apply. Discontinuance charges of fifteen percent for OC3/OC3c service and thirty-five percent for OC12 service of the total undiscounted monthly charges will apply to the remaining portion of the discount period. For example, a customer has an OC3 service which it chooses to discontinue after 33 months into a 84 month service term. For an OC3, the discontinuance charge would be 0.15 times 51 months times the undiscounted monthly rates for that service.

(M)  
(C)  
(C)  
(C)  
(M)

Certain material currently found on this page previously appeared on 4th Revised Page 7-34.4.

Transmittal No. 215

**ACCESS SERVICE**7. Special Access Service (Cont'd)7.2 Rate Regulations (Cont'd)7.2.9 Other Optional Rate Plans (Cont'd)(B) Alternative Synchronous Optical Channel Service Term Discount Plan B

(N)

The following Telephone Companies offer Synchronous Optical Channel Service under the Synchronous Optical Channel Service Term Discount Plan B:

Smart City Telecommunications LLC d/b/a Smart City Telecom.

(1) Alternative Synchronous Optical Channel Service Term Discount Plan B (TDPB) is a payment plan which allows customers to pay fixed or variable rates for Synchronous Optical Channel Service equipment and facilities over fixed TDPB committed payment periods as follows.

(a) Synchronous Optical Channel Service 12 month fixed TDP monthly rates and charges.

(b) Synchronous Optical Channel Service 36 month fixed TDP monthly rates and charges.

(c) Synchronous Optical Channel Service 60 month fixed TDP monthly rates and charges.

(2) When the customer extends Synchronous Optical Channel Service beyond the final month of a committed service period, the current regular non-TDPB monthly rate applicable to service will apply until the service is cancelled or covered by a new TDPB. Rate stabilization shall not apply after the conclusion of the committed fixed term TDPB service period.

(3) Termination Liability Charge

The termination liability charge is dependent on the TDPB term commitment period subscribed to by the customer and will be equal to the number of months remaining in the TDPB term commitment period multiplied by the monthly rate provided under the TDPB term commitment period.

(N)

**ACCESS SERVICE**7. Special Access Service (Cont'd )7.2 Rate Regulations (Cont'd)7.2.9 Other Optional Rate Plans (Cont'd)(B) Alternative Synchronous Optical Channel Service Term Discount Plan B  
(Cont'd)

(N)

## (4) Application of TDPB Rates and Charges

- (a) Rates stabilized under a TDP arrangement are exempt from Company initiated increases until the end of the committed fixed term service period, however, decreases for any rate element will automatically flow through to the customer.
- (b) In the event that all or any part of a service is disconnected at customer request prior to expiration of any selected committed fixed term payment period of greater than one month's duration, the customer will be required to pay a termination liability charge.
- (c) When customers renew or change the length of their fixed term committed payment period, the rates applicable for the new period are those currently in effect at the time of the renewal for the length of the new fixed term committed payment period. A service order charge will not be applicable for such renewals or changes to the fixed term committed payment period.
- (d) Recurring rates and installation, termination, service establishment, Service Connection and other nonrecurring charges apply according to the appropriate schedules for services offered as associated items to Synchronous Optical Channel Service, and are filed elsewhere in this Tariff.
- (e) Customer requests for inside moves of service will not affect the TDP commitment period.

(N)

**ACCESS SERVICE**7. Special Access Service (Cont'd )7.2 Rate Regulations (Cont'd)7.2.9 Other Optional Rate Plans (Cont'd)(B) Alternative Synchronous Optical Channel Service Term Discount Plan B  
(Cont'd)

(N)

## (5) Additions

- (a) Additions of services or rate elements for activating spare or unused capacities of a service under a TDP arrangement will be considered part of the existing TDP arrangement.
- (b) Additions of services or rate elements, i.e. new local channels, interoffice channels, etc., other than for activating spare or unused capacities, must be under a new TDP arrangement.
- (c) Termination liability charges for premature disconnection of added services subject to a TDP commitment will apply as set forth under Disconnects as stated in Section 7.2.9(B)(6) following.
- (d) Additions under TDP are exempt from Company-initiated rate changes for all committed payment periods longer than one month. However, decreases for any rate element will automatically flow through to the customer.
- (e) Installation, service order, service establishment, and any other nonrecurring charges, as specified in this Tariff, will apply to the added Synchronous Optical Channel Service.

## (6) Disconnects

- (a) When a service or rate element, included under a Synchronous Optical Channel Service TDPB arrangement, is disconnected prior to expiration of the selected fixed term commitment service period, termination liability charges apply. Remaining services or rate elements will not be affected by such disconnections.

(N)

**ACCESS SERVICE**7. Special Access Service (Cont'd )7.2 Rate Regulations (Cont'd)7.2.9 Other Optional Rate Plans (Cont'd)(B) Alternative Synchronous Optical Channel Service Term Discount Plan B  
(Cont'd)

(N)

## (6) Disconnects (Cont'd)

(b) When a tariffed service under a TDPB arrangement is disconnected prior to the expiration of a selected fixed term commitment service period as a result of a customer requested change to a higher order of a separately tariffed service, termination liability charges will not apply when:

- the completed service period is twelve months, or twenty-five percent of the length of the originally selected TDP service period, whichever is greater, and
- the service period of the new TDP arrangement for the higher equals/exceeds the remaining service period of the disconnected arrangement, whichever is greater, and
- the service orders to install the new higher order of service and disconnect the old service are related together and there is no lapse in service between installation of the higher order of service and disconnection of the existing service, and
- the service orders are for the same customer at the same location.

## (7) Moves of Equipment

Customer requests for moves of service(s) under TDPB, other than inside moves, will be subject to the conditions stated in Section 7.2.9(B)(9) following.

## (8) Transfer of Service

Service may be transferred to a new customer at the same location upon prior written concurrence by the new customer as specified in this Tariff. This does not constitute a disconnect of service or a discontinuance of an existing TDPB arrangement. The new customer will be subject to all provisions and equipment configurations currently in effect for the previous customer. Regulations concerning transfer of service between customers as stated in other sections of this Tariff also apply under TDPB.

(N)



**ACCESS SERVICE**7. Special Access Service (Cont'd )7.2 Rate Regulations (Cont'd)7.2.9 Other Optional Rate Plans (Cont'd)(B) Alternative Synchronous Optical Channel Service Term Discount Plan B  
(Cont'd)

(N)

## (9) Moves of Service(s) Under TDPB

Termination Liability Charges will not apply to customer requests for moves of service under TDPB from one location to another location subject to the following:

- (a) The original and new premises locations must be in Company territory within the same state.
- (b) The move from the original location to the new location must be completed within thirty days of the original premises disconnect date.
- (c) No lapse in billing will occur for moves of service under a TDPB.
- (d) Orders to disconnect the existing service and reestablish it at the new location must be related.
- (e) Any local channels, interoffice channels, and/or optional features and functions from the original location that are not reestablished at the new location will be subject to applicable Termination Liability charges.
- (f) Any additions made at the new location will be treated as coterminous additions in accordance with 7.2.9(B)(5) preceding.
- (g) All regulations and charges for changes made to the service coincident to the move shall apply.
- (h) All appropriate nonrecurring charges for moves of service as specified in this Tariff will apply.

(N)

**ACCESS SERVICE**7. Special Access Service (Cont'd)7.2 Rate Regulations (Cont'd)7.2.9 Other Optional Rate Plans (Cont'd)(C) Special Access Service Minimum Monthly Payment Discount Plan

(T)

The following Telephone Companies offer the Special Access Service Minimum Monthly Payment Discount (MMPD) Plan.

Bluffton Telephone Company  
Hargray Telephone Company

- (1) The Special Access MMPD Plan provides discounts based on term and minimum monthly payment commitments made for combined Special Access Service charges billed pursuant to the Telephone Company's rates, terms and conditions established in this Tariff. If an issuing carrier Telephone Company is not indicated above, the Telephone Company does not offer the MMPD Plan.
- (2) The MMPD Plan discount percentage is based on a commitment by the Customer to both a term and a Minimum Monthly Payment (MMP). The discount percentages for each combination of term commitment and MMP commitment are indicated in the respective Special Access Service rate section for the Telephone Companies listed above, Section 17.3.11.
- (3) The discount for the combination of term and MMP commitments made by the Customer are applied to all Special Access Service amounts billed under this tariff by the Telephone Companies listed above, including both monthly recurring charges and nonrecurring charges with the exception of Special Access Service charges billed pursuant to an existing Term Discount Plan.

Special Access charges subject to the MMPD Plan Discount include the following:

Metallic Service (See Section 7.4)  
Telegraph Grade Service (See Section 7.5)  
Voice Grade Service (See Section 7.6)  
Program Audio Service (See Section 7.7)  
Video Service (See Section 7.8)  
Digital Data Service (See Section 7.9)  
High Capacity Service (See Section 7.10)  
Synchronous Optical Channel Service (See Section 7.11)

Transmittal No. 161

Issued: December 16, 2011

Effective: January 1, 2012

President  
7852 Walker Drive, Greenbelt, Maryland 20770

**ACCESS SERVICE**7. Special Access Service (Cont'd)7.2 Rate Regulations (Cont'd)7.2.9 Other Optional Rate Plans (Cont'd)(C) Special Access Service Minimum Monthly Payment Discount Plan  
(Cont'd)

(T)

- (4) Term commitments available under the MMPD Plan are for either three years or five years.
- (5) MMPs available under the MMPD Plan are established on a Telephone Company basis and are indicated for Telephone Companies offering the MMPD Plan at Section 17.3.11.
- (6) A Customer electing an MMPD is liable for payment to the Telephone Company for all Special Access Service charges billed pursuant to this tariff at an amount equal to the greater of the Monthly Minimum Charge to which the Customer has committed or total Special Access Service charges assessed under this tariff net of either the Term Discount Plan (TDP) to which the Customer has committed for a service or, for Special Access Services not subject to a TDP, rates established in this tariff net of the discount determined based on the MMPD discount percentage applicable to the commitments made by the Customer for both term and Monthly Minimum Payment.
- (7) Termination of Term and Discount Plans for Special Access Services by a Telephone Customer electing a MMPD Plan for a Special Access Service not being disconnected will be allowed by the Telephone Company without liability to the Customer for service order charges or termination liability if the remaining term commitment under the TDP is less than the term commitment remaining for a MMPD commitment by the Customer. After termination of the TDP, the Special Access Service will be billed at the MMPD discounted rate for purposes of application of Section 7.2.9(B)(6) preceding.
- (8) Customers may terminate a Special Access Service MMPD by providing the Telephone Company written notice of termination. The termination of the MMPD will be effective on the first bill date after the 30th day following receipt of the notice by the Telephone Company. A Customer terminating a MMPD prior to completion of the committed term will be liable for an early termination liability calculated as follows. The early termination liability is equal to the lesser of the amount billed by the Telephone Company under the MMPD less the MMC or the amount that would have been billed without the MMPD less the total amount billed under the MMPD for each month billed under the MMPD for up to 24 months preceding the effective date of the termination of the MMPD. Months billed under the MMPD prior to 24 months preceding the effective date of the termination of the MMPD, if any, are not subject to refund. If the customer received no discount in a given month, no penalty will be assessed for that month.

Transmittal No. 161

Issued: December 16, 2011

Effective: January 1, 2012

President  
7852 Walker Drive, Greenbelt, Maryland 20770

**ACCESS SERVICE**7. Special Access Service (Cont'd)7.3 Surcharge for Special Access Service7.3.1 General

Special Access Services provided under this tariff may be subject to the monthly Special Access Surcharge. (T)

7.3.2 Application

- (A) The Special Access Surcharge will apply to each interstate Special Access Service that terminates on an end user's PBX or other device, where through a function of the device, the Special Access Service interconnects to the local exchange network. Interconnection functions include, but are not limited to, wiring and software functions, bridging, switching or patching of calls or stations. The Surcharge will apply irrespective of whether the interconnection function is performed in equipment located at the customer's premises or in a Centrex CO-type switch.
- (B) Special Access Service will be exempted from the Surcharge by the Telephone Company upon receipt of the customer's written certification for the following Special Access Service terminations:
  - (1) an open-end termination in a Telephone Company switch of an FX line, including CCSA and CCSA- equivalent ONALs; or
  - (2) an analog channel termination that is used for radio or television program transmission; or
  - (3) a termination used for TELEX service; or
  - (4) a termination that by the nature of its operating characteristics could not make use of Telephone Company common lines such as, terminations which are restricted through hardware or software; or

## ACCESS SERVICE

### 7. Special Access Service (Cont'd)

#### 7.3 Surcharge for Special Access Service (Cont'd)

##### 7.3.2 Application (Cont'd)

##### (B) (Cont'd)

- (5) a termination that interconnects either directly or indirectly to the local exchange network where the usage is subject to Carrier Common Line charges such as, where the Special Access Service accesses only FGA and no local exchange lines, or Special Access Service between customer points of termination, or Special Access Service connecting CCSA or CCSA-type equipment (inter-machine trunks); or
- (6) a termination that the customer certifies to the Telephone Company is not connected to a PBX or other device which interconnects the Special Access Service to a local exchange subscriber line.

##### 7.3.3 Exemption of Special Access Service

- (A) Special Access Services which are terminated as set forth in 7.3.2(B) preceding will be exempted from the Special Access Surcharge if the customer provides the Telephone Company with written exemption certification. The certification may be provided to the Telephone Company as follows:
  - at the time the Special Access Service is ordered or installed;
  - at such time as the service is reterminated to a device which does not interconnect the service to local exchange facilities; or

(D)  
(D)

Transmittal No. 129

**ACCESS SERVICE**7. Special Access Service (Cont'd)7.3 Surcharge for Special Access Service (Cont'd)

(T)

7.3.3 Exemption of Special Access Service (Cont'd)

(T)

- (B) The exemption certification is to be provided by the customer ordering the service. The certification must be signed by the customer or authorized representative and include the category of exemption, as set forth in 7.3.2(B) preceding, for each termination, and the date which the exemption is effective.
- (C) The customer shall also notify the Telephone Company when an exempted Special Access Service is changed or reterminated such that the exemption is no longer applicable.
- (D) The Telephone Company will work cooperatively with the customer to resolve any questions regarding the exemption certification. In addition, the Telephone Company may withhold exemption of the service until the questions are resolved.

7.3.4 Rate Regulations

- (A) The surcharge will apply as set forth in 7.3.2(A) preceding, except that a surcharge will be assessed on a per voice grade equivalent basis for Special Access Services derived from High Capacity Special Access Services as illustrated in the following example:

<u>Special Access Service</u>	<u>Voice Grade Equivalent</u>	<u>Surcharge</u>	<u>Monthly Charge</u>
DS1	24 x	\$25 =	\$600.00

The preceding example illustrates the maximum number of surcharges applicable to a DS1. If the customer claims exemption(s) as set forth in 7.3.3 preceding or, is not utilizing all available voice grade equivalents and has spare capacity, the number of surcharges would be reduced accordingly.

In the case of multipoint Special Access Services, one Special Access Surcharge will apply for each termination of a Special Access Channel at an end user's premises.

## ACCESS SERVICE

### 7. Special Access Service (Cont'd)

#### 7.3 Surcharge for Special Access Service (Cont'd)

(T)

##### 7.3.4 Rate Regulations (Cont'd)

(B) The Telephone Company will bill the appropriate Special Access Surcharge to the ordering customer for each interstate Special Access Service installed unless exemption certification is provided as set forth in 7.3.3 preceding.

(C) If a written certification is not received at the time the Special Access Service is obtained, the Surcharge will be applied. Exempt status will become effective on the certification date indicated by the customer, subject to the regulations set forth in (D) following.

#### (D) Crediting the Surcharge

The Telephone Company will cease billing the Special Access Surcharge when certification, as set forth in 7.3.3 preceding, is received. If the status of the Special Access Service was changed prior to receipt of the exemption certification, the Telephone Company will credit the customer's account, not to exceed ninety (90) days, based on the effective date of the change as specified by the customer in the letter of certification.

**ACCESS SERVICE**7. Special Access Service (Cont'd)7.4 Metallic Service7.4.1 Basic Channel Description

A Metallic channel is an unconditioned two-wire channel arranged to transmit direct current and capable of transmitting low speed varying signals at rates up to 30 baud. This channel is provided by metallic or equivalent facilities. Metallic channels are provided between customer designated premises or between a customer designated premises and a Telephone Company hub or hubs where bridging functions are performed. Interoffice metallic facilities will be limited in length to a total of five miles per channel.

Metallic Special Access Services are typically used for applications such as alarm, pilot wire protective relaying, and dc tripping protective relaying. These examples of applications are not intended to limit a customer's use of the channel nor to imply that the channel is limited to a particular use.

Rates and charges for Special Access Metallic Service are as set forth in 17.3.2 following.

7.4.2 Technical Specifications Packages and Network Channel Interfaces

Technical Specifications Packages are set forth in 15.2.1(A) following. Compatible network channel interfaces are set forth in 15.2.2(C)(1) following.

7.4.3 Optional Features and Functions(A) Central Office Bridging Capability (T)

(1) Three Premises Bridging - Provision of tip-to-tip and ring-to-ring connection in a central office of a metallic pair to a third customer designated premises. (T)

(2) Series Bridging of up to 26 customer designated premises. (T)

The table set forth in 15.2.1(A) following shows the technical specifications packages with which the optional features and functions are available.

Transmittal No. 110

Issued: October 12, 2005

Effective: October 27, 2005

President  
7852 Walker Drive, Greenbelt, Maryland 20770



**ACCESS SERVICE**7. Special Access Service (Cont'd)7.4 Metallic Service (Cont'd)7.4.3 Optional Features and Functions (Cont'd)(B) DSL Access Service Connection

The DSL Access Service Connection function provides for the interconnection of a customer's Ethernet-based local area network (LAN) with ADSL Access Service as described in Section 16.2, following, with SDSL Access Service as described in Section 16.3, and with Wholesale DSL Transport Service as described in Section 16.8 following.

(C) (x)

This function provides the ability to transmit data at speeds of up to 10 Mbps (i.e., 10BASE-T), and 100 Mbps (i.e., 100BASE-T) over distances no greater than 300 feet as specified in Technical Reference IEEE Std. 802.3, Part 3, Clause 14 for 10BASE-T and Clauses 21 and 29 for 100BASE-T.

Rates and charges for the 10BASE-T and 100BASE-T DSL Access Service Connection functions are as set forth in Section 17.3.2, following. Each 10BASE-T function requires two unconditioned two-wire Metallic Service Channel Terminations to be terminated at the DSL Access Service Connection Point. Each 100BASE-T function requires two unconditioned two-wire Metallic Service Channel Terminations to be terminated at the DSL Access Service Connection Point.

(x) Filed under authority of Special Permission No. 06-002 of the Federal Communications Commission to reinstate currently effective material and to withdraw revisions filed under Transmittal 112 without becoming effective.

**ACCESS SERVICE**7. Special Access Service (Cont'd)7.4 Metallic Service (Cont'd)7.4.3 Optional Features and Functions (Cont'd)(C) High Speed Internet (HSI) Access Service Connection

(N)

The HSI Access Service Connection function provides for the interconnection of a customer's Ethernet-based local area network (LAN) with HSI Access Service as described in Section 16.6 following.

This function provides the ability to transmit data at speeds of up to 10 Mbps (i.e., 10BASE-T), and 100 Mbps (i.e., 100BASE-T) over distances no greater than 300 feet as specified in Technical Reference IEEE Std. 802.3, Part 3, Clause 14 for 10BASE-T and Clauses 21 and 29 for 100BASE-T.

Rates and charges for the 10BASE-T and 100BASE-T HSI Access Service Connection functions are as set forth in Section 17.3.2, following. Each 10BASE-T function requires two unconditioned two-wire Metallic Service Channel Terminations to be terminated at the DSL Access Service Connection Point. Each 100BASE-T function requires two unconditioned two-wire Metallic Service Channel Terminations to be terminated at the DSL Access Service Connection Point.

(N)

Transmittal No. 110

**ACCESS SERVICE**7. Special Access Service (Cont'd)7.5 Telegraph Grade Service7.5.1 Basic Channel Description

Telegraph Grade channel is an unconditioned channel capable of transmitting binary signals at rates of 0-75 baud or 0-150 baud. This channel is furnished for half- duplex or duplex operation. Telegraph Grade channels are provided between customer designated premises or between a customer designated premises and a Telephone Company hub or hubs.

Telegraph Grade Special Access Services are typically used for applications such as teletypewriter, telegraph grade control/remote metering, telegraph grade channel, telegraph grade extension, and telegraph grade entrance facilities. These examples of applications are not intended to limit a customer's use of the channel nor to imply that the channel is limited to a particular use. (T)

Rates and charges for Special Access Telegraph Grade Service are as set forth in 17.3.3 following.

7.5.2 Technical Specifications Packages and Network Channel Interfaces

Technical Specifications Packages are set forth in 15.2.1(B) following. Compatible network channel interfaces are set forth in 15.2.2(C)(2) following.

7.5.3 Optional Features and Functions

Telegraph Bridging (two-wire and four-wire) (T)

The table set forth in 15.2.1(B) following shows the technical specifications packages with which the optional features and functions are available.

**ACCESS SERVICE**7. Special Access Service (Cont'd)7.6 Voice Grade Service7.6.1 Basic Channel Description

A Voice Grade channel is a channel which provides voice frequency transmission capability in the nominal frequency range of 300 to 3000 Hz and may be terminated as two-wire or four-wire. Voice Grade channels are provided between customer designated premises, between a customer designated premises and a Telephone Company hub or hubs, or between a customer designated premises and a WATS Serving Office (WSO). (T)

Voice Grade Special Access Services are typically used for voice and voiceband data applications. Typical examples of voice grade circuits are Foreign Exchange lines (station end only), multipoint private line, voice trunk type, two-point voice grade data (one-way or simultaneous two-way), multipoint voice grade data, and voice grade telephoto or facsimile. These examples of applications are not intended to limit a customer's use of the channel nor to imply that the channel is limited to a particular use. (T)

Rates and charges for Special Access Voice Grade Service are as set forth in 17.3.4 following.

7.6.2 Technical Specifications Packages and Network Channel Interfaces

Technical Specifications Packages are set forth in 15.2.1(C) following. Compatible network channel interfaces are set forth in 15.2.2(C)(3) following.

7.6.3 Optional Features and Functions(A) Central Office Bridging Capability

- (1) Voice Bridging (two-wire and four-wire)
- (2) Data Bridging (two-wire and four-wire)
- (3) Telephoto Bridging (two-wire and four-wire)
- (4) DATAPHONE Select-A-Station Bridging with sequential arrangement ports or addressable arrangement ports

**ACCESS SERVICE**7. Special Access Service (Cont'd)7.6 Voice Grade Service (Cont'd)7.6.3 Optional Features and Functions (Cont'd)(A) Central Office Bridging Capability (Cont'd)

## (5) Telemetry and Alarm Bridging

Split Band, Active Bridging  
Passive Bridging  
Summation, Active Bridging

The rates for these options are set forth in 17.3.4(C)(1)(e) following.

(B) Central Office Multiplexing

Voice to Telegraph Grade. An arrangement that converts a Voice Grade channel to Telegraph Grade channels using frequency division multiplexing.

The rate for this option is set forth in 17.3.4(C)(5) following.

(C) Conditioning

Conditioning provides more specific transmission characteristics for Voice Grade services. The rates for these options are set forth in 17.3.4(C) following.

For two-point services, the parameters apply to each service as measured end-to-end. For multipoint services, the parameters apply as measured on each mid-link or as measured on each end link. C-Type conditioning and Data Capability may be combined on the same service.

**ACCESS SERVICE**7. Special Access Service (Cont'd)7.6 Voice Grade Service (Cont'd)7.6.3 Optional Features and Functions (Cont'd)(C) Conditioning (Cont'd)(1) C-Type Conditioning

C-Type Conditioning is provided for the additional control of attenuation distortion and envelope delay distortion on data services. The attenuation distortion and envelope delay distortion specifications for C-Type Conditioning are delineated in Technical Reference TR-TSY-000335. (x)

(2) Improved Attenuation Distortion\*

Improved Attenuation Distortion upgrades the frequency versus loss limits of the channel. The technical specifications for Improved Attenuation Distortion are delineated in Technical Reference TR-TSY-000335. This option is available only when ordered in combination with C-Type Conditioning. (x)

(3) Improved Envelope Delay Distortion\*

Improved Envelope Delay Distortion upgrades the frequency versus delay response limits of the channel. The technical specifications for Improved Envelope Delay Distortion are delineated in Technical Reference TR-TSY-000335. This option is available only when ordered in combination with C-Type Conditioning. (x)

\* Improved Attenuation Distortion and Improved Envelope Delay Distortion will continue to be provided to all customers who were provided with either or both of these optional features in conjunction with C-Type Conditioning prior to May 4, 1988.

(x) Filed under authority of Special Permission No. 93-598 of the Federal Communications Commission.

**ACCESS SERVICE**7. Special Access Service (Cont'd)7.6 Voice Grade Service (Cont'd)7.6.3 Optional Features and Functions (Cont'd)(C) Conditioning (Cont'd)(4) Data Capability (D Conditioning)

Data Capability provides transmission characteristics suitable for data communications. Specifically, Data Capability provides for the control of Signal to C-Notched Noise Ratio and intermodulation distortion. It is available for two-point services or three-point multipoint services.

The Signal to C-Notched Noise Ratio and intermodulation distortion parameter for Data Capability are delineated in Technical Reference TR-TSY-000335. The rate for this option is set forth in 17.3.4(C)(2) following.

(x)  
|  
(x)

When a service equipped with Data Capability is used for voice communications, the quality of the voice transmission may not be satisfactory.

(5) Telephoto Capability

Telephoto Capability provides transmission characteristics suitable for telephotographic communications. Specifically, Telephoto Capability is provided for the control of attenuation distortion and envelope delay distortion on telephotographic services. The attenuation distortion and envelope delay distortion parameters for Telephoto Capability are delineated in Technical Reference TR-TSY-000335 .

(x)  
(x)

The rate for this option is set forth in 17.3.4(C)(2) following.

(6) Sealing Current Conditioning

Sealing Current Conditioning is provided to help maintain continuity on dry metallic loops. It is usually associated with four-wire DA or NO type network channel interfaces.

(x) Filed under authority of Special Permission No. 93-598 of the Federal Communications Commission.

**ACCESS SERVICE**7. Special Access Service (Cont'd)7.6 Voice Grade Service (Cont'd)7.6.3 Optional Features and Functions (Cont'd)(D) Customer Specified Premises Receive Level

This option allows the customer to specify the receive level at the Point of Termination. The level must be within a specific range on effective four- wire transmission. The ranges are delineated in Technical Reference TR-TSY-000335. The rate for this option is set forth in 17.3.4(C)(4) following.

(x)

(E) Improved Return Loss

(1) On Effective Four-Wire Transmission at Four-Wire Point of Termination (applicable to each two- wire port): Provides for a fixed 600 ohm impedance, variable level range and simplex reversal. Telephone Company equipment is required at the customer's premises where this option is ordered. The Improved Return Loss parameters are delineated in Technical Reference TR-TSY-000335. The rate for this option is set forth in 17.3.4(C)(3) following.

(x)  
(x)

(2) On Effective Two-Wire Transmission at Two-Wire Point of Termination: Provides for more stringent Echo Control specifications. In order for this option to be applicable, the transmission path must be four-wire at one POT and two-wire at the other POT. Placement of Telephone Company equipment may be required at the customer's premises with the two-wire POT. The Improved Return Loss parameters are delineated in Technical Reference TR-TSY-000335. The rate for this option is set forth in 17.3.4(C)(3) following.

(x)  
(x)

(x) Filed under authority of Special Permission No. 93-598 of the Federal Communications Commission.



**ACCESS SERVICE**7. Special Access Service (Cont'd)7.6 Voice Grade Service (Cont'd)7.6.3 Optional Features and Functions (Cont'd)(F) Signaling Capability

Signaling Capability provides for the ability to transmit signals from one customer premises to another customer premises on the same service. The rate for this option is set forth in 17.3.4(C)(6) following.

The following network channel interfaces for Voice Grade service do not require signaling capability: AH, DA, DB, DD, DE, DS, NO, PR and TF.

The following network channel interfaces for Voice Grade service require signaling capability: AB, AC, CT, DX, DY, EA, EB, EC, EX, GO, GS, LA, LB, LC, LO, LR, LS, RV and SF. The signaling capability charge will not apply when used in the provision of WATS access service.

(G) Selective Signaling Arrangement

An arrangement that permits code selective ringing for up to ten codes on a multipoint service. The rate for this option is set forth in 17.3.4(C)(7) following.

**ACCESS SERVICE**7. Special Access Service (Cont'd)7.6 Voice Grade Service (Cont'd)7.6.3 Optional Features and Functions (Cont'd)(H) Transfer Arrangement

An arrangement that affords the customer an additional measure of flexibility in the use of an access channel(s). The arrangement can be utilized to transfer a leg of a Special Access Service to another channel that terminates in either the same or a different customer premises. A key activated or dial-up control service is required to operate the transfer arrangement. A spare channel, if required, is not included as part of the option. The rate for this option is set forth in 17.3.4(C)(8) following.

(I) Public Packet Switching Network (PPSN) Interface Arrangement

An arrangement that provides the interface requirements that permit a Voice Grade service to interface with a Public Packet Switching Network packet switch located in a Telephone Company premises. The interface is compatible with X.25 and X.75 packet switching protocols as defined by the CCITT. This option is provided on an Individual Case Basis as set forth in 17.3.4(C)(9) following.

(J) Four-Wire/Two-Wire Conversions

When a customer requests that an effective four-wire channel be terminated with a two-wire channel interface at the customer designated premises, a four-wire to two-wire conversion is required. The customer will be charged the four-wire Channel Termination rate as set forth in 17.3.4(A) following when an effective four-wire is specified in the order for service. The rate for the conversion is included as part of the basic four-wire Channel Termination rate.

**ACCESS SERVICE**7. Special Access Service (Cont'd)7.6 Voice Grade Service (Cont'd)7.6.3 Optional Features and Functions (Cont'd)(K) Improved Two-Wire Voice Transmission(1) Loss Deviation

The maximum Loss Deviation of the 1004 Hz loss relative to the Expected Measured Loss (EML) is -4.0 dB to +4.0 dB.

(2) Attenuation Distortion

The maximum Attenuation Distortion in the 404 to 280 Hz frequency band relative to loss at 1004 Hz is -2.0 dB to +6.0 dB.

(3) C-Message Noise

The maximum C-Message Noise for the transmission path at the route miles listed is less than:

<u>Route Miles</u>	<u>C-Message Noise</u>
less than 50	35 dBrnc
51 to 100	37 dBrnc
101 to 200	40 dBrnc
201 to 400	43 dBrnc
401 to 1000	45 dBrnc

(4) Return Loss

The Return Loss, expressed as Echo Return Loss (ERL) and Singing Return Loss (SRL), is equal to or greater than:

ERL	13.0 dB
SRL	6.0 dB

The rate for the provision of Improved Two-Wire Voice Transmission is included as part of the basic Channel Termination rate.

**ACCESS SERVICE**7. Special Access Service (Cont'd)7.7 Program Audio Service7.7.1 Basic Channel Description

A Program Audio channel is a channel with bandwidth measured in Hz for the transmission of a complex signal voltage. The actual bandwidth is a function of the channel interface selected by the customer. Only one-way transmission is provided. Program Audio channels are provided between customer designated premises or between a customer designated premises and a Telephone Company hub or hubs.

Program Audio Special Access services are typically used in full-time and part-time applications for radio broadcasting, noncommercial educational audio, and wired music. These examples of applications are not intended to limit a customer's use of the channel nor to imply that the channel is limited to a particular use.

Rates and charges for Special Access Program Audio Service are as set forth in 17.3.5 following.

7.7.2 Technical Specifications Packages and Network Channel Interfaces

Technical Specifications Packages are set forth in 15.2.1(D) following. Compatible network channel interfaces are set forth in 15.2.2(C)(4) following.

7.7.3 Optional Features and Functions(A) Central Office Bridging Capability

Distribution Amplifier

(B) Gain Conditioning

Control of 1004 Hz AML at initiation of service to 0 dB  $\pm$  0.5 dB.

## ACCESS SERVICE

7. Special Access Service (Cont'd)

7.7 Program Audio Service (Cont'd)

7.7.3 Optional Features and Functions (Cont'd)

(C) Stereo

Provision of a pair of gain/phase equalized channels for stereo applications. (An additional Program Audio channel must be ordered separately.)

The table set forth in 15.2.1(D) following shows the technical specifications packages with which the optional features and functions are available.

**ACCESS SERVICE**7. Special Access Service (Cont'd)7.8 Video Service7.8.1 Basic Channel Description

A Video channel is a channel with one-way transmission capability for a standard 525 line/60 field monochrome, or National Television Systems Committee color, video signal and one or two associated 5 or 15 kHz audio signal(s). The associated audio signal(s) may be either diplexed or provided as one or two separate channels. The provision and the bandwidth of the associated audio signal(s) is a function of the channel interface selected by the customer. Video channels are provided between customer designated premises or between a customer designated premises and a Telephone Company hub or hubs.

Rates and charges for Special Access Video Service are as set forth in 17.3.6 following.

7.8.2 Technical Specifications Packages and Network Channel Interfaces

Technical Specifications Packages are set forth in 15.2.1(E) following. Compatible network channel interfaces are set forth in 15.2.2(C)(5) following.

The following network channel interfaces (NCIs) define the bandwidth and the provision of the audio signal(s) associated with a Video channel:

<u>NCI</u>	<u>Audio Bandwidth</u>	<u>Provision</u>
2TV6-1	15kHz1	Channel, diplexed
2TV6-2	15kHz2	Channels, diplexed
2TV7-1	15kHz1	Channel, diplexed
2TV7-2	15kHz2	Channels, diplexed
4TV6-5	5kHz1	Channel, separate
4TV6-15	15kHz1	Channel, separate
4TV7-5	5kHz1	Channel, separate
4TV7-15	15kHz1	Channel, separate
6TV6-5	5kHz2	Channels, separate
6TV6-15	15kHz2	Channels, separate
6TV7-5	5kHz2	Channels, separate
6TV7-15	15kHz2	Channels, separate

**ACCESS SERVICE**7. Special Access Service (Cont'd)7.9 Digital Data Service7.9.1 Basic Channel Description

A Digital Data channel is a channel for duplex four-wire transmission of synchronous serial data at the rate of 2.4, 4.8, 9.6, 19.2, 56.0 or 64.0\* Kbps. The actual bit rate is a function of the channel interface selected by the customer. The channel provides a synchronous service with timing provided by the Telephone Company through the Telephone Company's facilities to the customer in the received bit stream. Digital Data channels are provided as either hubbed or non-hubbed services between customer designated premises or between a customer designated premises and a Telephone Company hub or hubs. The hubs providing hubbed digital service and the wire centers providing non-hubbed digital service are identified in NATIONAL EXCHANGE CARRIER ASSOCIATION, INC., TARIFF F.C.C. NO. 4 .

(x)  
(x)

The customer may provide the Channel Service Unit-type equipment or other Network Channel Terminating Equipment associated with the Digital Data channel at the customer premises.

The Telephone Company will provide a channel capable of meeting a monthly average performance equal to or greater than 99.875% error-free seconds (if provided through a Digital Data hub) while the channel is in service, if it is measured through a CSU equivalent which is designed, manufactured, and maintained to conform with the specifications contained in Technical Reference PUB62310 .

(x)

Rates and charges for Special Access Digital Data Service are as set forth in 17.3.7 following.

7.9.2 Technical Specifications Packages and Network Channel Interfaces

Technical Specifications Packages are set forth in 15.2.1(F) following. Compatible channel interfaces are set forth in 15.2.2(C)(6) following.

\* When 64.0 Kbps service is multiplexed on a DS1 High Capacity service, the DS1 must be equipped to provide Clear Channel Capability.

(x) Filed under authority of Special Permission No. 93-598 of the Federal Communications Commission.

**ACCESS SERVICE**7. Special Access Service (Cont'd)7.9 Digital Data Service (Cont'd)7.9.2 Technical Specifications Packages and Network Channel Interfaces (Cont'd)

The following network channel interfaces (NCIs) define the bit rates that are available for a Digital Data channel:

<u>NCI</u>	<u>Bit Rate</u>
DU-24	2.4 Kbps
DU-48	4.8 Kbps
DU-96	9.6 Kbps
DU-19	19.2 Kbps
DU-56	56.0 Kbps
DU-64	64.0 Kbps

7.9.3 Optional Features and Functions

The Optional Features and Functions described in (A), (B), and (C) following are only available where Digital Data Service is provided via a hub. The Optional Features and Functions described in (D) following are available where Digital Data Service is provided on a non-hubbed basis.

(N)  
(N)

(A) Central Office Bridging Capability

Bridging is not available on a 64.0 Kbps channel.

(B) Transfer Arrangement

An arrangement that affords the customer an additional measure of protection and/or flexibility in the use of their access channel(s) on a 1xN basis. The arrangement can be utilized to transfer a leg of a Special Access Service to either a spare or working channel that terminates in either the same or a different customer designated premises. This arrangement is only available at a Telephone Company designated hub. A key activated or dial-up control service is required to operate the transfer arrangement. A spare channel, if required, is not included as a part of the option.

(C) Public Packet Switching Network (PPSN) Interface Arrangement

An arrangement that provides the interface requirements that permit a Digital Data Service to interface with a Public Packet Switching Network packet switch located in a Telephone Company premises. The interface is compatible with X.25 and X.75 packet switching protocols as defined by the CCITT.

The table set forth in 15.2.1(F) following shows the technical specifications packages with which the optional features and functions are available.



**ACCESS SERVICE**7. Special Access Service (Cont'd)7.9 Digital Data Service (Cont'd)7.9.3 Optional Features and Functions (Cont'd)(D) Public Packet Data Service Interface Arrangement

An arrangement that provides for the interface requirements that permit a Digital Data Service to interface with a Public Packet Data switch located in a Telephone Company premises. The interface is compatible with Frame Relay packet switching protocols. The interface is only available for 56.0 kbps and 64.0 kbps rates.

The table set forth in 15.2.1 (F) following shows the technical specifications packages with which the optional features and functions are available.

(N)

(N)

**ACCESS SERVICE**7. Special Access Service (Cont'd)7.10 High Capacity Service7.10.1 Basic Channel Description

A High Capacity channel is a channel for the transmission of nominal 64.0 Kbps\* or 1.544, 3.152, 6.132, 44.736, or 274.176 Mbps isochronous serial data. The actual bit rate is a function of the channel interface selected by the customer. High Capacity channels are provided between customer designated premises or between a customer designated premises and a Telephone Company hub or hubs.

In addition, 1.544 Mbps and 44.736 Mbps High Capacity Service channels may be provided between a customer designated premises and a Telephone Company designated DSL Access Service Connection Point, between a customer designated premises and a serving wire center equipped with Asynchronous Transfer Mode Cell Relay Access Service, between a customer designated premises and a serving wire center equipped with Frame Relay Access Service (FRAS), between a Telephone Company serving wire center equipped with ATM-CRS and another telephone company ATM-equipped serving wire center and/or between a Telephone Company serving wire center equipped with FRAS and another telephone company serving wire center equipped with a frame relay switch that is located in a non-adjacent serving territory.

Additionally, a 44.736 Mbps High Capacity Service channel may be provided between a customer designated premises and a serving wire center equipped with Ethernet Transport Service (ETS) and/or between a Telephone Company serving wire center equipped with ETS and another telephone company Ethernet-equipped serving wire center that is located in a non-adjacent serving territory.

The customer may provide the Network Channel Terminating Equipment associated with the High Capacity channel at the customer's premises.

A channel with technical specifications package DS1 will be capable of an error-free second performance of 98.75% over a continuous 24 hour period as measured at the 1.544 Mbps rate through a CSU equivalent which is designed, manufactured, and maintained to conform with the specifications contained in Technical Reference GR-342-CORE.

A term discount is available for High Capacity Service. A term discount is only available from those Telephone Companies listed in Section 7.1.1.B preceding for whom High Capacity Term Discount availability is indicated.

Rates and charges for Special Access High Capacity Service are as set forth in 17.3.8 following.

- \* Available only as a channel of a 1.544 Mbps facility to a Telephone Company Digital Data hub or as a cross connect of two 2.4, 4.8, 9.6, 56.0 or 64.0 Kbps channels of two 1.544 Mbps facilities to a Digital Data hub(s). The customer must provide system and channel assignment data.

(N)

(N)

(T)

(T)

(C)

|

(C)

Transmittal No. 129

Issued: June 15, 2007

Effective: June 30, 2007

President  
7852 Walker Drive, Greenbelt, Maryland 20770

**ACCESS SERVICE**7. Special Access Service (Cont'd)7.10 High Capacity Service (Cont'd)7.10.2 Technical Specifications Packages and Network Channel Interfaces

Technical Specifications Packages are set forth in 15.2.1(G) following.  
Compatible channel interfaces are set forth in 15.2.2(C)(7) following.

The following network channel interfaces (NCIs) define the bit rates that are available for a High Capacity channel:

<u>NCI</u>	<u>Bit Rate</u>
DS-15*	1.544 Mbps (DS1)
DS-27	274.176 Mbps (DS4)
DS-31	3.152 Mbps (DS1C)
DS-44	44.736 Mbps (DS3)
DS-63	6.312 Mbps (DS2)

- \* A 64.0 Kbps channel is available as a channel(s) of a 1.544 Mbps channel to a Telephone Company hub.

**ACCESS SERVICE**7. Special Access Service (Cont'd)7.10 High Capacity Service (Cont'd)7.10.3 Optional Features and Functions(A) Automatic Loop Transfer

The Automatic Loop Transfer provides protection on a 1xN basis against failure of the facilities between a customer designated premises and the wire center serving that premises. Protection is furnished through the use of a switching arrangement that automatically switches to a spare channel line when a working line fails. The spare channel is not included as a part of the option. This option requires compatible equipment at both the serving wire center and the customer designated premises. The customer is responsible for providing the equipment at its designated premises. Equipment at the customer designated premises will be provided under tariff only if it existed in the Telephone Company inventory as of November 18, 1983.

(B) Transfer Arrangement

An arrangement that affords the customer an additional measure of flexibility in the use of their access channel(s). The arrangement can be utilized to transfer a leg of a Special Access Service to either a spare or working channel that terminates in either the same or a different customer designated premises. A key activated or dial-up control service is required to operate the transfer arrangement. A spare channel, if required, is not included as part of the option.

## ACCESS SERVICE

### 7. Special Access Service (Cont'd)

#### 7.10 High Capacity Service (Cont'd)

##### 7.10.3 Optional Features and Functions (Cont'd)

###### (C) Central Office Multiplexing

###### (1) DS4 to DS1

An arrangement that converts a 274.176 Mbps channel to 168 DS1 channels using digital time division multiplexing.

###### (2) DS3 to DS1

An arrangement that converts a 44.736 Mbps channel to 28 DS1 channels using digital time division multiplexing. (N)

###### (3) DS2 to DS1

An arrangement that converts a 6.312 Mbps channel to four DS1 channels using digital time division multiplexing.

###### (4) DS1C to DS1

An arrangement that converts a 3.152 Mbps channel to two DS1 channels using digital time division multiplexing.

###### (5) DS1 to Voice

An arrangement that converts a 1.544 Mbps channel to 24 channels for use with Voice Grade Services. A channel(s) of this DS1 to the Hub can also be used for a Digital Data Service.

###### (6) DS1 to DS0

An arrangement that converts a 1.544 Mbps channel to 23 64.0 Kbps channels utilizing digital time division multiplexing.

**ACCESS SERVICE**7. Special Access Service (Cont'd)7.10 High Capacity Service (Cont'd)7.10.3 Optional Features and Functions (Cont'd)(C) Central Office Multiplexing (Cont'd)(7) DS0 to Subrate

An arrangement that converts a 64.0 Kbps channel to subspeeds of up to twenty 2.4 Kbps, ten 4.8 Kbps, or five 9.6 Kbps channels using digital time division multiplexing.

The table set forth in 15.2.1(G) following shows the technical specifications packages with which the optional features and functions are available.

(D) Clear Channel Capability (CCC)

- (1) CCC is an arrangement that allows a customer to transport 1.536 Mbps information rate signals over a 1.544 Mbps High Capacity channel or over a 1.544 Mbps High Capacity channel derived from a multiplexed 44.736 Mbps High Capacity channel with no constraint on the quantity or sequence of one and zero bits. This arrangement requires the customer signal at the channel interface to conform to Bipolar with Eight Zero Substitution (B8ZS) line code as described in Technical Reference GR-54-CORE and Technical Reference TR-342-CORE.

(T) (x)  
(T) (x)

- (2) CCC is provided, subject to availability of facilities, on DS1/1.544 Mbps High Capacity channels between two customer designated premises and on multiplexed DS3/44.736 Mbps High Capacity channels or multiplexed DS1/1.544 Mbps High Capacity channels\* between a Telephone Company hub office and a customer designated premises. The wire centers providing CCC are identified in NATIONAL EXCHANGE CARRIER ASSOCIATION, INC., TARIFF F.C.C. NO. 4.

(x)  
|  
(x)

- (3) The CCC optional feature may be ordered at the same time the High Capacity service is ordered or it may be ordered as an addition to an existing High Capacity Service. The customer must agree to out-of-service periods required to add this feature to an existing High Capacity Service. The charges for the CCC optional feature are as set forth in 7.2.2 (C)(3) preceding.

\* Available only on a DS1-to-Digital multiplexed configuration.

(x) Filed under authority of Special Permission No. 93-598 of the Federal Communications Commission.

Transmittal No. 129

Issued: June 15, 2007

Effective: June 30, 2007

President  
7852 Walker Drive, Greenbelt, Maryland 20770

**ACCESS SERVICE**7. Special Access Service (Cont'd)7.10 High Capacity Service (Cont'd)7.10.3 Optional Features and Functions (Cont'd)(E) DSL Access Service Connection

- (1) The DSL Access Service Connection function provides for the interconnection of a 1.544 Mbps or 44.736 Mbps High Capacity Service with ADSL Access Service as described in 8.1 or 16.2.1, following and Technical Reference ANSI T1.413-1998, and with SDSL Access Service as described in 16.3.1, following, provided by the Telephone Company under this tariff. The function also provides for the interconnection of a 1.544 Mbps or 44.736 Mbps High Capacity Service with a wireline broadband Internet transmission service provided on a non-tariffed, common carrier basis.

(C)  
|  
(C)

Rates and charges for the DSL Access Service Connection function are as set forth in 17.3.8, following. This function applies to each 1.544 Mbps or 44.736 Mbps High Capacity Service terminated at a DSL Access Service Connection Point.

(F) High Speed Internet (HSI) Access Service Connection

- (1) The High Speed Internet (HSI) Access Service Connection function provides for the interconnection of a 1.544 Mbps or 44.736 Mbps High Capacity Service with HSI Access Service as described in 16.6.1, following.

Rates and charges for the HSI Access Service Connection function are as set forth in 17.3.8, following. This function applies to each 1.544 Mbps or 44.736 Mbps High Capacity Service terminated at an HSI Access Service Connection Point.

(G) 44.736 Mbps-STIS-1 Interface

- (1) For customers who subscribe to a 44.736 Mbps High Capacity Service Channel Termination, the Telephone Company will provide as a non-chargeable Optional Feature a connection of the Channel Termination to the customer's STS-1 (Synchronous Transport Signal-1) at the Customer Designated Premises. The H44.736 Mbps- STS-1 Interface does not include any multiplexing or optical to electrical interface functions.

**ACCESS SERVICE**7. Special Access Service (Cont'd)7.10 High Capacity Service (Cont'd)7.10.3 Optional Features and Functions (Cont'd)

## (H) Shared SONET Ring Interoffice Transport

- (1) Shared SONET Ring Interoffice Transport (SSRIT) is a non-chargeable optional feature which provides interoffice transmission of a DS3 High Capacity Service over a SONET-based facility deployed in a ring configuration. Shared SONET Ring Interoffice Transport provides increased reliability and functionality using a selfhealing ring topology designed to continually monitor service quality, detect any failure within the system, and automatically self-heal within 50 milliseconds around the point of failure by switching to a protect path to ensure the flow of services between locations within the self-healing ring.
- (2) Shared SONET Ring Interoffice Transport is provided for the interoffice portion of DS3 High Capacity Service, subject to availability of SONET ring facilities. The wire centers offering Shared SONET Ring Interoffice Transport are identified in NATIONAL EXCHANGE CARRIER ASSOCIATION, INC., WIRE CENTER INFORMATION, TARIFF F.C.C. NO. 4.
- (3) The Shared SONET Ring Interoffice Transport optional feature may be ordered at the same time the DS3 High Capacity service is ordered or it may be ordered as an addition to an existing DS3 High Capacity Service. The customer must agree to out-of-service periods required to add this feature to an existing DS3 High Capacity Service.

(N)

(N)

Transmittal No. 129

Issued: June 15, 2007

Effective: June 30, 2007

President  
7852 Walker Drive, Greenbelt, Maryland 20770



**ACCESS SERVICE**7. Special Access Service (Cont'd)7.11 Synchronous Optical Channel Service7.11.1 Basic Channel Description

A Synchronous Optical Channel Service (SOCS) channel provides dedicated transport utilizing Synchronous Optical Network (SONET) transmission standards. SOCS provides optical network capability to customers requiring connections at transmission rates of 155.52 Mbps (OC3) and 622.08 Mbps (OC12). SOCS is provided between two customer designated premises (CDP) through one or more Telephone Company wire center(s) or between a CDP and a wire center equipped with Asynchronous Transfer Mode Cell Relay Service or a wire center equipped with Add/Drop Multiplexing (ADM). In addition, customers at an ADM equipped wire center may add or drop bandwidth capacity from the synchronous optical channel for delivery to a customer premises, Public Packet Data Network Service or another wire center.

The OC3 channel is available in a non-concatenated format (OC3) which provides three individual signals. The OC3 channel is also available in a concatenated format (OC3c) which provides a single signal appropriate for data transmission.

OC3/OC3c Synchronous Optical Channel Service may also be provided between a customer designated premises and a Telephone Company designated DSL Access Service Connection Point.

Additionally, a Synchronous Optical Channel Service (N) channel may be provided between a customer designated premises and a serving wire center equipped with Ethernet Transport Service (ETS) and/or between a Telephone Company serving wire center equipped with ETS and another telephone company Ethernet-equipped serving wire center that is located in a non-adjacent serving territory.

Each channel will be configured with one working and one protect fiber pair within the same sheath between the CDP and the serving wire center of the CDP which provides redundancy to protect the customer's service. Should a failure occur, the SONET technology will automatically switch the customer's transmission to the dedicated protect fiber pair.

The customer may provide node and port equipment at the CDP which allows the high speed optical carrier channel to be converted to an electrical signal at a lower speed. The provision of such equipment by the customer is subject to compatibility with the Telephone Company's equipment in the serving wire center and must comply with the standards specified in GR-253-CORE.

(N)  
|  
(N)

## ACCESS SERVICE

## 7. Special Access Service (Cont'd)

## 7.11 Synchronous Optical Channel Service (Cont'd)

### 7.11.1 Basic Channel Description (Cont'd)

Telephone Carriers may make available term discounts for SOCS rate elements and optional features and functions under either Synchronous Optical Channel Service Optional Rate Plan A as set forth in Section 7.2.9(A) preceding or Synchronous Optical Channel Service Optional Rate Plan B as set forth in Section 7.2.9(B) preceding. Telephone Companies offering discounts under Synchronous Optical Channel Service Option Plan A are listed at the beginning of Section 7.2.9(A). Telephone Companies offering discounts under Synchronous Optical Channel Service Optional Plan B are listed at the beginning of Section 7.2.9(B).

(C) (M)

(C) (M)

SOCS is available at the wire centers as identified in National Exchange Carrier Association, Inc. Tariff F.C.C. No. 4.

$$\begin{array}{c} \text{(N)} \\ \text{(N)} \end{array}$$

Rates and charges for SOCS are as set forth in 17.3.10 following.

(M)

Telephone Companies offering SOCS provide services under either SOCS Rate Regulations I at Section 7.11.3 or SOCS Rate Regulations II at Section 7.11.4. Telephone Companies offerings SOCS under SOCS Rate Regulations I are listed at the beginning of Section 7.11.23 and Telephone Companies offering SOCS under Rate Regulations II are listed at the beginning of Section 7.11.4.

$$\begin{array}{c} \text{(N)} \\ | \\ \text{(N)} \end{array}$$

### 7.11.2 Network Channel Interfaces

Compatible channel interfaces for Synchronous Optical Channel Service are as set forth in 15.2.2(C)(8) following

The following network channel interfaces (NCIs) define the bit rates that are available for a synchronous optical channel:

(M)

<u>NCI</u>	<u>Bit Rate</u>
FCF-B	155.52 Mbps (OC3, OC3c)
FCF-D	622.08 Mbps. (OC12)

$$\begin{array}{cc} \text{(C)} & \text{(M)} \\ \text{(N)} & \end{array}$$

Certain material currently found on this page formerly appeared on 1st Revised Page 7-59 and Original Page 7-60.

**ACCESS SERVICE**7. Special Access Service (Cont'd)7.11 Synchronous Optical Channel Service (Cont'd)7.11.3 SOCS Rate Regulations I

The Telephone Companies offering SOCS under Rate Regulations I following are indicated in the carrier list at Section 7.1.1.B preceding.

(C)  
—  
(C)

SOCS Channel Terminations, Channel Mileage Terminations and Channel Mileage Facility provided under SOCS Rate Regulations I are provided pursuant to Special Access rate regulations under Section 7.2 preceding. SOCS Optional Features and Functions are offered under the following regulations.

## (A) Customer Node

A Customer Node charge applies when the Telephone Company provides terminal equipment at the customer designated premises for termination of a SOCS Channel Termination. Such equipment may be used to convert the signal from an optical to electrical format. The Customer Node charge is determined by the level of optical service (i.e., OC3, OC3c or OC12) delivered to the premises. Each Customer Node must be configured with one or more Customer Premises Ports. Rates and charges for the Customer Node are as set forth in 17.3.11 following.

(T)

Transmittal No. 129

**ACCESS SERVICE**7. Special Access Service (Cont'd)7.11 Synchronous Optical Channel Service (Cont'd)7.11.3 SOCS Rate Regulations I (Cont'd)(B) Customer Premises Port

Customer Premises Port charges apply in conjunction with the Customer Node charge. Each Customer Premises Port provides the interface to derive a lower capacity service at the customer premises. The type and quantity of ports is determined by the customer and is based on the type of Customer Node selected and the number of DS1, DS3, STS-1 and/or OC3/OC3c channels ordered. Customer Premises Ports are available at the following speeds:

<u>Customer Premises Port</u>	<u>Speed</u>
OC3, OC3c	155.52 Mbps
STS-1	51.84 Mbps
DS3	44.736 Mbps
DS1	1.544 Mbps

(C) Add/Drop Multiplexing

An Add/Drop Multiplexing Central Office Port charge applies to the interface provided at a Telephone Company wire center for the purpose of adding or dropping lower capacity services from Synchronous Optical Channel Service Channel Termination or Channel Mileage transport facilities. Central Office Ports are available at the following speeds:

<u>Central Office Port</u>	<u>Speed</u>
OC3, OC3c	155.52 Mbps
DS3	44.736 Mbps
DS1	1.544 Mbps

(T)

OC12 service may only be multiplexed to OC3/OC3c channels.

(T)

When an OC3 channel is derived from an OC12 service and is further multiplexed to obtain DS3 service, a DS3 port charge will apply in addition to the OC3 port charge. When a DS3 channel is derived from an OC3 service and is further multiplexed to obtain DS1 service, a DS3 to DS1 Multiplexing charge as set forth in 17.3.8(D)(1) will apply in addition to the DS3 port charge. When a DS1 channel is directly derived from an OC3 service, a DS1 port charge will apply. When a DS1 channel is further multiplexed to a lower level signal, a DS1 to Voice Grade Multiplexing charge as set forth in 17.3.8(D)(1) will also apply. Rates and charges for the Central Office Port are as set forth in 17.3.11(E)(2) following.

**ACCESS SERVICE**7. Special Access Service (Cont'd)7.11 Synchronous Optical Channel Service (Cont'd)7.11.3 SOCS Rate Regulations I (Cont'd)

(T)

(D) Shared SONET Ring Interoffice Transport

(N)

- (1) Shared SONET Ring Interoffice Transport (SSRIT) is a non-chargeable optional feature which provides interoffice transmission of a Synchronous Optical Channel Service over a SONET-based facility deployed in a ring configuration. Shared SONET Ring Interoffice Transport provides increased reliability and functionality using a self-healing ring topology designed to continually monitor service quality, detect any failure within the system, and automatically self-heal within 50 milliseconds around the point of failure by switching to a protect path to ensure the flow of services between locations within the self-healing ring.
- (2) Shared SONET Ring Interoffice Transport is provided for the interoffice portion of Synchronous Optical Channel Service, subject to availability of SONET ring facilities. The wire centers offering Shared SONET Ring Interoffice Transport are identified in NATIONAL EXCHANGE CARRIER ASSOCIATION, INC., WIRE CENTER INFORMATION, TARIFF F.C.C. NO. 4.
- (3) The Shared SONET Ring Interoffice Transport optional feature may be ordered at the same time the Synchronous Optical Channel Service is ordered or it may be ordered as an addition to an existing Synchronous Optical Channel Service. The customer must agree to out-of-service periods required to add this feature to an existing Synchronous Optical Channel Service. The charges for the Shared SONET Ring Interoffice Transport optional feature are as set forth in 7.2.2.(C)(3) preceding.

(N)

Certain material previously found on this page now appears on Original Page 7-61.2.

**ACCESS SERVICE**7. Special Access Service (Cont'd)7.11 Synchronous Optical Channel Service (Cont'd)7.11.3 SOCS Rate Regulations I (Cont'd)

## (E) DSL Access Service Connection

- (1) The DSL Access Service Connection function provides for the interconnection of an OC3, OC3c, OC12 or 100 Mbps Ethernet or Synchronous Optical Channel Service with ADSL Access Service as described in 8.1 or 16.2.1, following, and with SDSL Access Service as described in 16.3.1, following, provided by the Telephone Company under this tariff. The function also provides for the interconnection of an OC3, OC3c or OC12 Synchronous Optical Channel Service with a wireline broadband Internet transmission access service provided on a non-tariffed, common carrier basis.

(C)  
—  
(C)

Rates and charges for the DSL Access Service Connection function are as set forth in 17.3.11, following. This function applies to each OC3, OC3c or OC12 Synchronous Optical Channel or 100 Mbps Ethernet Channel terminated at a DSL Access Service Connection Point.

(T)

## (F) High Speed Internet (HSI) Access Service Connection

- (1) The High Speed Internet (HSI) Access Service Connection function provides for the interconnection of an OC3, OC3c, OC12 or 100 Mbps Ethernet Synchronous Optical Channel Service with HSI Access Service as described in 16.6.1, following.

Rates and charges for the HSI Access Service Connection function are as set forth in 17.3.10, following. This function applies to each OC3, OC3c or OC12 Synchronous Optical Channel or 100 Mbps Ethernet Channel terminated at an HSI Access Service Connection Point.

**ACCESS SERVICE**7. Special Access Service (Cont'd)7.11 Synchronous Optical Channel Service (Cont'd)7.11.4 SOCS Rate Regulations II

(N)

The Telephone Company(ies) listed below offers SOCS under the following rate regulations, SOCS Rate Regulations II herein.

Smart City Telecommunications LLC d/b/a Smart City Telecom

SOCS Channel Terminations, Channel Mileage Terminations and Channel Mileage Facility provided under SOCS Rate Regulations II are provided pursuant to Special Access rate regulations under Section 7.2. preceding. SOCS Optional Features and Functions are offered under the following regulations.

(A) Channel Interfaces

Channel Interface Charges consist of the following:

- Central Office Channel Interfaces
- Customer Interfaces

Channel interfaces are required for SOCS based upon the following guidelines:

- (1) Channel interfaces are required at both the customer's location and the serving wire center for SOCS local channel systems and at both termination points of a SOCS interoffice channel, except as specified in (2) following.
- (2) A SOCS central office channel interface is not required for a SOCS local channel system with optical termination in the serving wire center. A SOCS local channel system with optical termination in the serving wire center may connect in one of the following ways:
  - to another SOCS channel termination or interoffice channel at the compatible optical level, or
  - to a compatible optical level channel interface from a higher level SOCS channel termination or interoffice channel.

A SOCS customer interface is not required for a SOCS channel termination with optical termination at the customer designated premises. A SOCS channel termination with optical termination at the customer designated premises must be connected in the following way:

- to a customer provided channel at the compatible optical level.

(N)

**ACCESS SERVICE**7. Special Access Service (Cont'd)7.11 Synchronous Optical Channel Service (Cont'd)7.11.4 SOCS Rate Regulations II (Cont'd)

(N)

(A) Channel Interfaces (Cont'd)

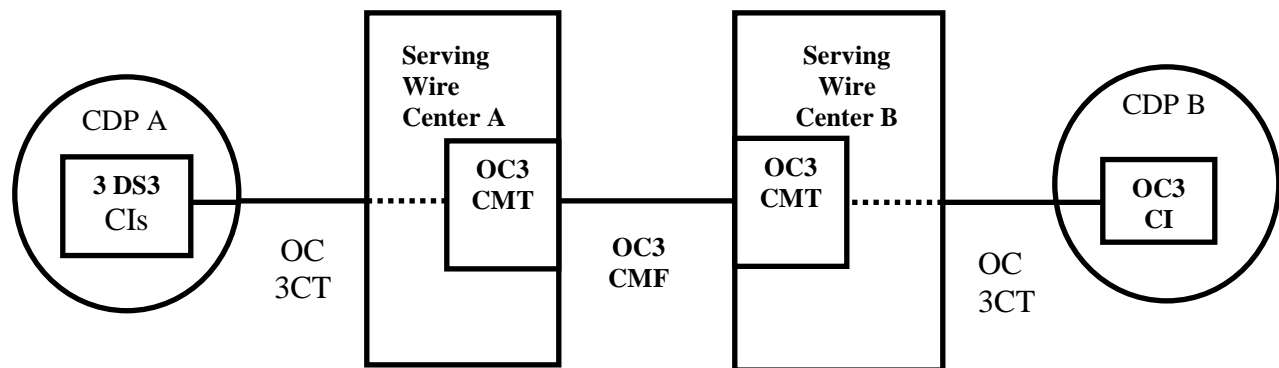
- (3) Channel Interfaces are available at 2 Wire and 4 Wire capacities.
- (4) OC12 service local channel systems require a 28 DS1, STS1, or OC3 channel system in addition to DS1 channel interfaces in the central office to derive DS1 channels in the serving wire center.
- (5) OC3 SOCS local channel systems which require a DS3 termination at one location and DS1 terminations at the other, have two options available:
  - A DS3 channel interface at the customer location and a 28 DS1 channel system in addition to DS1 channel interfaces at the serving wire center, or
  - A DS3 (asymmetrical with DS1) interface at one termination point and DS1 channel interfaces at the other termination point.
- (6) For SOCS interoffice channel systems the following are applicable:
  - A 28 DS1 channel system in addition to DS1 channel interfaces provides DS1 channel termination capability with SOCS.
  - An OC3 channel system in addition to DS1 channel interfaces provides DS1 channel termination capability with OC3 and OC12 SOCS.

(N)



**ACCESS SERVICE**7. Special Access Service (Cont'd)7.11 Synchronous Optical Channel Service (Cont'd)7.11.4 SOCS Rate Regulations II (Cont'd)(B) Sample Application of SOCS Rate Elements**Diagram A**

Connection between Customer Designated Premises (CDPs) served by different Company Wire Centers (assumes interstate connection by another service from one of the CDPs)

**Synchronous Optical Channel Service Charges:**

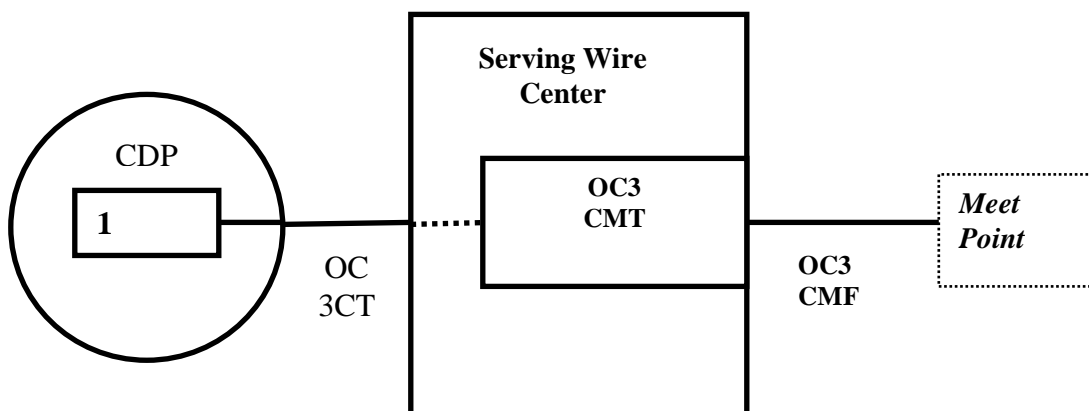
- 3 DS3 CIs - (Customer Interface between OC3 Local Channel and 3 customer DS3s)
- 2 OC3 CTs- (Channel Terminations – including mileage charges in excess of first ½ mile for each CT)\*
- 2 OC3 CMTs (Channel Terminations)
- 1 OC3 CMF (Channel Mileage Facility at applicable mileage)
- 1 OC3 CI (Customer Interface between OC3 LC and customer OC3 or STS-1)

Note: Because an OC3 channel is established from CDP A to CDP B, there is no requirement for a Central Office Channel Interface.

\* The Channel Termination charges will be based on the rates established for Channel Terminations without optical customer termination or optical central office termination because Customer Interfaces are provided by the Telephone Company at both customer designated premises at the applicable Customer Interface rate. See Section 7.2.1(A)(1) regarding rate regulations applicable to Channel Terminations for Telephone Companies providing Synchronous Optical Channel Service under SOCS Rate Regulations II.

**ACCESS SERVICE**7. Special Access Service (Cont'd)7.11 Synchronous Optical Channel Service (Cont'd)7.11.4 SOCS Rate Regulations II (Cont'd)(B) Sample Application of SOCS Rate Elements (Cont'd)**Diagram B**

Connection between Customer Designated Premises (CDP) to Company Wire Center with connection to Interexchange Carrier or other Telecommunications Service Provider.



## Synchronous Optical Channel Service Charges:

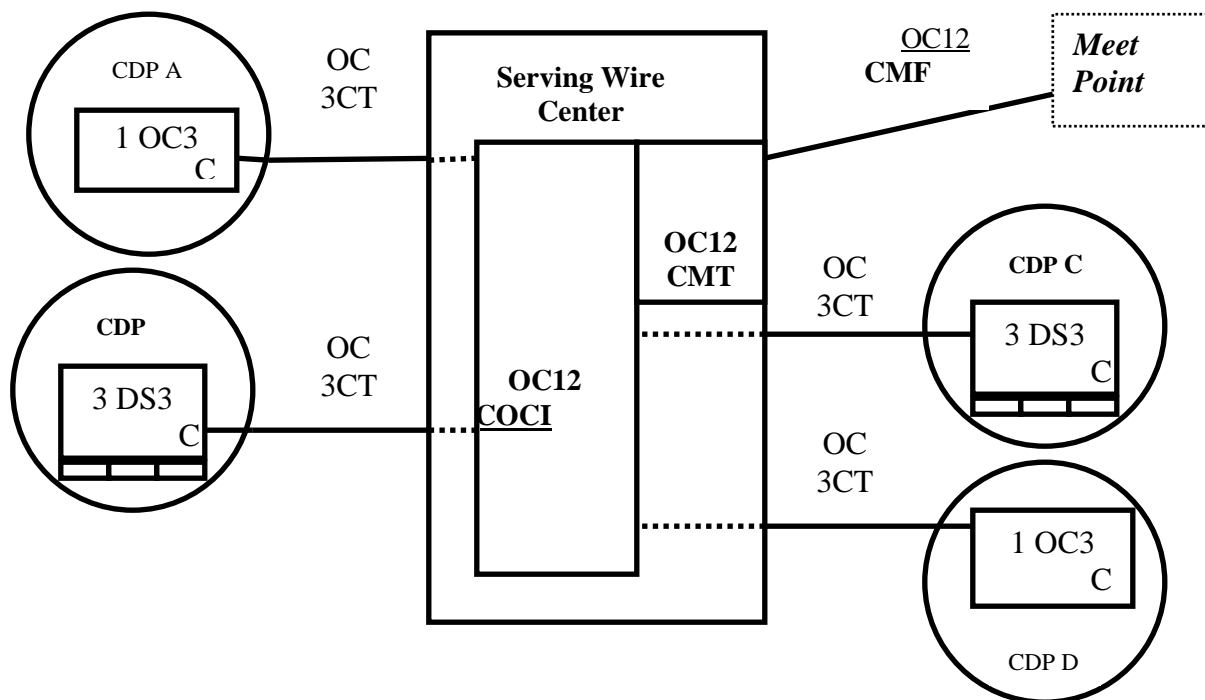
- 1 OC3 CT- (Channel Termination – including mileage charges in excess of first ½ mile\*)
- 1 OC3 CMT (Channel Mileage Termination)
- 1 OC3 CMF (Channel Mileage Facility to Meet Point at applicable mileage)

\* The Channel Termination charge will be based on the rate established for a Channel Termination with an optical customer termination and/or optical central office termination because neither a Customer Interface nor a Central Office Channel Interface is provided by the Telephone Company at the customer designated premises at the applicable Customer Interface rate. See Section 7.2.1(A)(1) regarding rate regulations applicable to Channel Terminations for Telephone Companies providing Synchronous Optical Channel Service under SOCS Rate Regulations II.

\*\* Customer provides compatible synchronous optical channel connection at CDP.

**ACCESS SERVICE**7. Special Access Service (Cont'd)7.11 Synchronous Optical Channel Service (Cont'd)7.11.4 SOCS Rate Regulations II (Cont'd)(B) Sample Application of SOCS Rate Elements (Cont'd)**Diagram C**

Connection between four Customer Designated Premises (CDPs) to Company Wire Center with connection to Interexchange Carrier or other Telecommunications Service Provider.

**Synchronous Optical Channel Service Charges:**

- 1 OC12 CMT (Channel Mileage Termination)
- 1 OC12 CMF (Channel Mileage Facility to Meet Point at applicable mileage)
- 1 OC12 COCI (Central Office Channel Interface)
- 4 OC3 CTs- (Channel Terminations – including mileage charges in excess of first ½ mile for each CT\*)
- 2 OC3 CIs (Customer Interfaces for CDP A and CDP B)
- 6 DS3 CIs - (Customer Interfaces between OC3 Local Channels and CDP CPE DS3s at CDP B and CDP D)

\* The Channel Termination charges will be based on the rates established for Channel Terminations without optical customer termination or optical central office termination because each Channel Termination has at least a Customer Interface provided by the Telephone Company at the customer designated premises at the applicable Customer Interface rate. See Section 7.2.1(A)(1) regarding rate regulations applicable to Channel Terminations for Telephone Companies providing Synchronous Optical Channel Service under SOCS Rate Regulations II.

**ACCESS SERVICE**7. Special Access Service (Cont'd)7.12 Digital Access Cross Connect Service7.12.1 Service Description

Digital Access Cross Connect Service (DACCS) allows a customer to connect or disconnect a single or multiple switched and/or special service circuits to an access customer's interstate network. Such connections and disconnections must be performed by Company personnel based on an order received from the Customer. DACCS can only be ordered by those Customers of the Company already subscribing to High Capacity special access service (see Section 7 preceding) and will only be provided at a DS1 to DS1 cross-connect level.

DACCS is available from Telephone Companies indicated as offering DACCS at Section 7.1.1.B preceding. Rates and charges for DACCS are set forth in 17 following for the respective Telephone Companies offering DACCS.

The customer is responsible for providing the terminal equipment required for DACCS.

A Customer may differentiate the types of services that DACCS is to be used for. For example, a Customer may elect to use some of the capacity to cross-connect switched access services and some of the capacity to cross-connect with special access services. When provided as shared use, the Customer must provide the Telephone Company with the number of channels cross-connected to switched access services. The Company will use the number of channels cross-connected to switched access services to apply percent interstate usage (PIU) factors as set forth in section 2 preceding. When the cross-connect is provided as shared use and the Customer does not furnish the Company with the channels used to cross-connect with switched access service, the Company will, for purposes of PIU factor application, designate all channels for the purposes of cross-connect as special.

7.12.2 Service Configuration

The service includes an End User Port which permits connection of the end user customer's facilities to the Company's cross-connect equipment. A special access facility (ordered out of Section 7 preceding) is used to connect to the Company's cross-connect equipment. All regulations, rates and charges as specified in Section 7 will apply in addition to the rates and charges associated with DACCS. Connections are available at 1.544 Mbps.

In addition to the monthly charge for an End User Port, a charge will be assessed for any reconfiguration in DACCS ordered by a Customer. There are no restrictions in the number of monthly reconfigurations ordered by a Customer.

(x) Filed under authority of Special Permission No. 98-274 of the Federal Communications Commission.

Transmittal No. 129

Issued: June 15, 2007

Effective: June 30, 2007

President  
7852 Walker Drive, Greenbelt, Maryland 20770

**ACCESS SERVICE**

7. Special Access Service (Cont'd)

7.13 Individual Case Filings

Certain services set forth in Special Access Service, Section 7, are provided on an Individual Case Basis. Rates and charges for Special Access Service provided on an individual Case Basis are set forth in 17.3.9 following .

(M) (x)  
| |  
(M) (x)

Certain material currently found on this page formerly appeared as Original Page 7-62.

(x) Filed under authority of Special Permission No. 98-274 of the Federal Communications Commission.

Issued: December 28, 1998

Effective: January 1, 1999

Vice President-Operations  
6315 Seabrook Road, Seabrook, Maryland 20706

**ACCESS SERVICE****8. Digital Subscriber Line Access Services**

Where offered under this tariff, Digital Subscriber Line Access Services provide transmission services over local exchange service facilities that can be used for simultaneous voice and data communications. Service is provided, where available, between customer designated premises and designated Telephone Company Serving Wire Centers.

**8.1 Asymmetric Digital Subscriber Line Access Service**

The Telephone Companies below will offer ADSL Access Service under the provisions specified in Section 8.1:

<u>Telephone Company</u>	<u>Study Area Code</u>	<u>Non- WRP/WPP</u>	<u>Wholesale Rate Plan (WRP)*</u>	<u>Wholesale Pricing Plan (WPP)**</u>
Chesnee Telephone Company, Inc. d/b/a Chesnee Communications	240515		X	
Gearheart Communications Company, Inc. d/b/a Coalfields Telephone Company	260408		X	
Skyline Telephone Membership Corp.	230501			X
South Central Rural Telecommunications Cooperative, Inc.	260418	X		
Yadkin Valley Telephone Membership Corporation	230511		X	

(T)

\*DSL Access Services Wholesale Rate Plan (WRP) regulations are at Section 8.3 following. For the Telephone Companies above indicated as offering ADSL under the WRP, the WRP regulations at Section 8.3 apply in addition to the regulations herein at Section 8.1.

\*\*DSL Access Services Wholesale Pricing Plan (WPP) regulations are at Section 8.4 following. For the Telephone Companies above indicated as offering ADSL under the WPP, the WPP regulations at Section 8.4 apply in addition to the regulations herein at Section 8.1.

Transmittal No. 212

Issued: September 15, 2017

Effective: October 1, 2017

President  
7852 Walker Drive, Greenbelt, Maryland 20770

**ACCESS SERVICE**8. Digital Subscriber Line Access Services (Cont'd)

(N)

8.1 Asymmetric Digital Subscriber Line Access Service (Cont'd)8.1.1 General

Asymmetric Digital Subscriber Line (ADSL) Access Service enables data traffic generated by a customer-provided modem to be transported to a DSL Access Service Connection Point using the Telephone Company's local exchange service facilities. A DSL Access Service Connection Point is an interconnection point designated by the Telephone Company in the NATIONAL EXCHANGE CARRIER ASSOCIATION, INC. Tariff F.C.C. No. 4 at which the customer may interconnect its ADSL Access Service provided by the Telephone Company under this tariff or its wireline broadband Internet transmission service provided on a non-tariffed, common carrier basis with the tariffed, interstate access services described below. The DSL Access Service Connection Point aggregates ADSL Access Service and/or wireline broadband Internet transmission service data traffic from and to suitably equipped Telephone Company Serving Wire Centers (SWCs). The DSL Access Service Connection Point may be located within the operating territory of the Telephone Company for connections to Special Access Services, Frame Relay Access Service, Asynchronous Transfer Mode Cell Relay Access Service (ATM-CRS) or Ethernet Transport Service (ETS). As specified below, the DSL Access Service Connection Point may also be located in the operating territory of another telephone company for connections to special access services, frame relay access service, or Ethernet access service, provided both telephone companies agree to such an arrangement.

(N)

Transmittal No. 129

**ACCESS SERVICE**8. Digital Subscriber Line Access Services (Cont'd)8.1 Asymmetric Digital Subscriber Line Access Service (Cont'd)8.1.1 General (Cont'd)

When both the ADSL-equipped SWC and its associated DSL Access Service Connection Point are located within the Telephone Company's operating territory, the customer's ADSL Access Service must be connected to the customer designated premises of a single telecommunications service provider (TSP) using the Telephone Company's Special Access Services, Frame Relay Access Service, ATM-CRS, or ETS provided under this tariff. (C)

When both the ADSL-equipped SWC from which the Telephone Company provides local exchange and exchange access services and its associated DSL Access Service Connection Point are located in the operating territory of an adjacent telephone company, the customer's ADSL Access Service must be connected to the customer designated premises of a single TSP using either equivalent special access service, frame relay access service or Ethernet access service provided by the other telephone company. (C)

When the ADSL-equipped SWC is located within the Telephone Company's operating territory and its associated DSL Access Service Connection Point is located in the operating territory of an adjacent telephone company, the customer's ADSL Access Service must be connected to the customer designated premises of a single TSP using either: 1) equivalent frame relay access service provided by the other telephone company, 2) a combination of DSL Extended Transport provided by the Telephone Company under this tariff and equivalent special access service provided by the other telephone company, or 3) a combination of DSL Extended Transport provided by the Telephone Company under this tariff and equivalent Ethernet access service provided by the other telephone company. (C)

When the ADSL-equipped SWC is located within the Telephone Company's operating territory and its associated DSL Access Service Connection Point is located in the operating territory of a non-adjacent telephone company, the customer's ADSL Access Service must be connected to the customer designated premises of a single TSP using either: 1) equivalent frame relay access service provided by the other telephone company or 2) a combination of DSL Extended Transport provided by the Telephone Company under this tariff and equivalent special access service provided by the other telephone company. (C)



**ACCESS SERVICE**8. Digital Subscriber Line Access Services (Cont'd)8.1 Asymmetric Digital Subscriber Line Access Service (Cont'd)8.1.1 General (Cont'd)

ADSL Access Service is available as two service options, i.e., ADSL Voice-Data and ADSL Data-Only.

- (A) The ADSL Voice-Data option provides transmission of data signals using the Telephone Company's existing local exchange service line. The Telephone Company may offer one or more of the following peak data transmission speeds where technically feasible: 384 kbps upstream/512 kbps downstream, 512 kbps upstream/1.5 Mbps downstream, 768 kbps upstream/ 3 Mbps downstream, 512 kbps upstream/6 Mbps downstream, 1 Mbps upstream/6 Mbps downstream, 1 Mbps upstream/8 Mbps downstream, 1.5 Mbps upstream/10Mbps downstream, 2 Mbps upstream/12 Mbps downstream, 2 Mbps upstream/15 Mbps downstream, 3 Mbps upstream/15 Mbps downstream, (C)  
5 Mbps upstream/50 Mbps downstream, or 10 Mbps upstream/100 Mbps (C)  
downstream. The ADSL Voice-Data option may be used for (C)  
simultaneous voice and data communications.
- (B) The ADSL Data-Only option provides transmission of data signals using the Telephone Company's existing local exchange facilities. The Telephone Company may offer one or more of the following peak data transmission speeds where technically feasible: 384 kbps upstream/512 kbps downstream, 512 kbps upstream/1.5 Mbps downstream, 768 kbps upstream/ 3 Mbps downstream, 512 kbps upstream/6 Mbps downstream, 1 Mbps upstream/6 Mbps downstream, 1 Mbps upstream/8 Mbps downstream, 1.5 Mbps upstream/10Mbps downstream, 2 Mbps upstream/12 Mbps downstream, 2 Mbps upstream/15 Mbps downstream, (C)  
3 Mbps upstream/15 Mbps downstream, 5 Mbps upstream/50 Mbps (C)  
downstream, or 10 Mbps upstream/100 Mbps downstream. The ADSL (C)  
Data-Only option does not provide the ability to transmit voice communications.

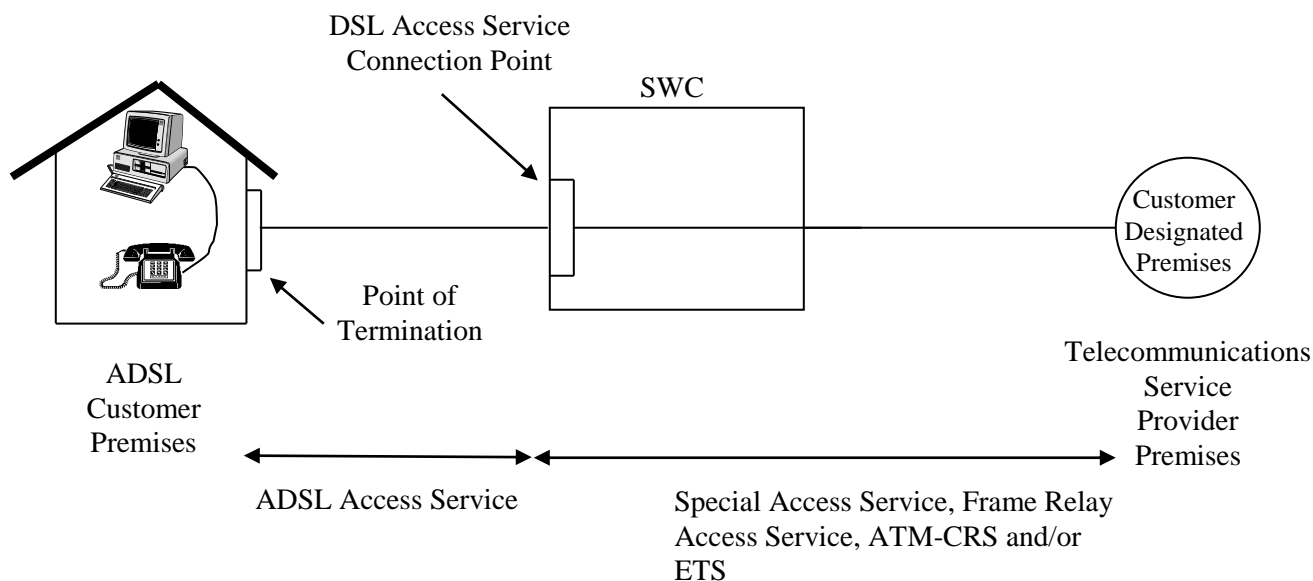
Transmittal No. 157

**ACCESS SERVICE**8. Digital Subscriber Line Access Services (Cont'd)

(N)

8.1 Asymmetric Digital Subscriber Line Access Service (Cont'd)8.1.1 General (Cont'd)

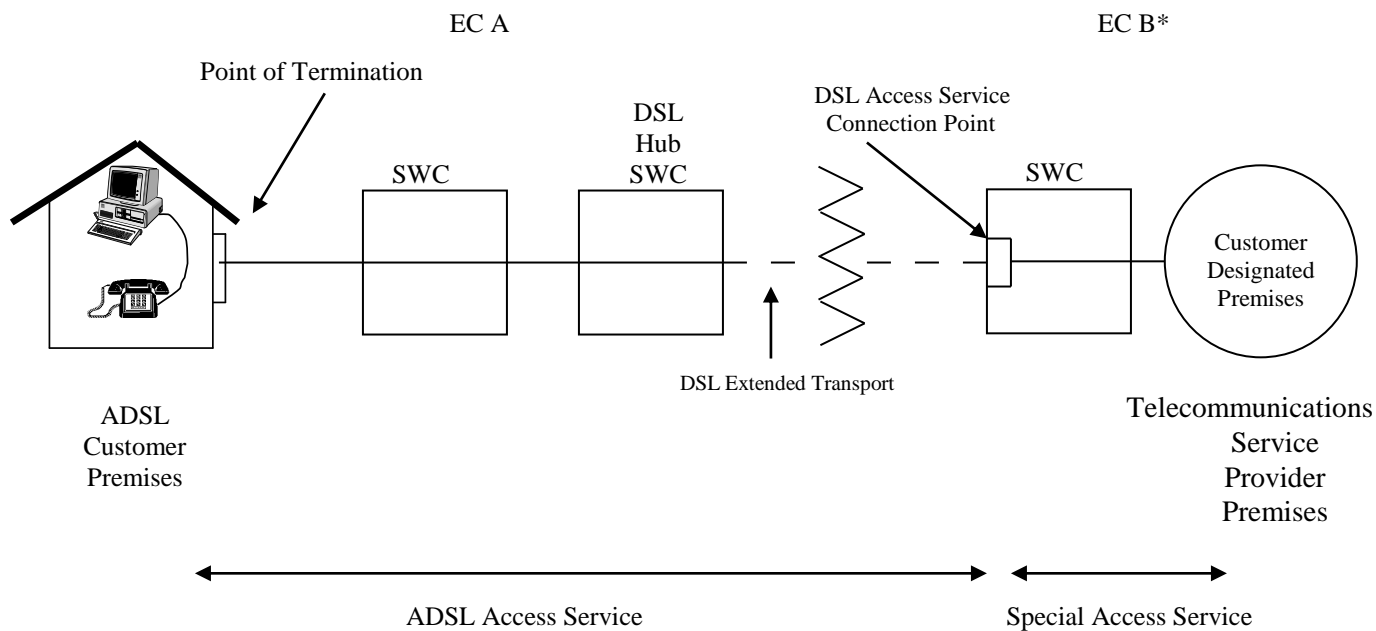
A generic view of how ADSL Access Service could be interconnected with a TSP's network is depicted in the figures following. In the first example, the customer's ADSL-equipped Serving Wire Center and associated DSL Access Service Connection Point are located in the same office within the Telephone Company's operating territory. The ADSL Access Service customer orders ADSL Access Service pursuant to the provisions specified in this section. The ADSL Access Service customer's TSP orders Special Access Services, Frame Relay Access Service, Asynchronous Transfer Mode Cell Relay Access Service (ATM-CRS) and/or Ethernet Transport Service (ETS) pursuant to the provisions specified in Section 7, preceding, and Section 16, following, to connect its customer designated premises to the DSL Access Service Connection Point.

**ADSL ACCESS SERVICE**

(N)

**ACCESS SERVICE**8. Digital Subscriber Line Access Services (Cont'd)8.1 Asymmetric Digital Subscriber Line Access Service (Cont'd)8.1.1 General (Cont'd)

In the example shown below, the DSL Access Service Connection Point is located outside the Telephone Company's operating territory in an adjacent telephone company's operating territory and the customer's TSP uses special access service to connect its CDP to that DSL Access Service Connection Point. The ADSL Access Service customer orders ADSL Access Service pursuant to the provisions specified in this section. In order to connect its customer designated premises to the DSL Access Service Connection Point, the ADSL Access Service customer's TSP orders DSL Extended Transport from the Telephone Company as specified in this section and equivalent special access service from the adjacent telephone company.

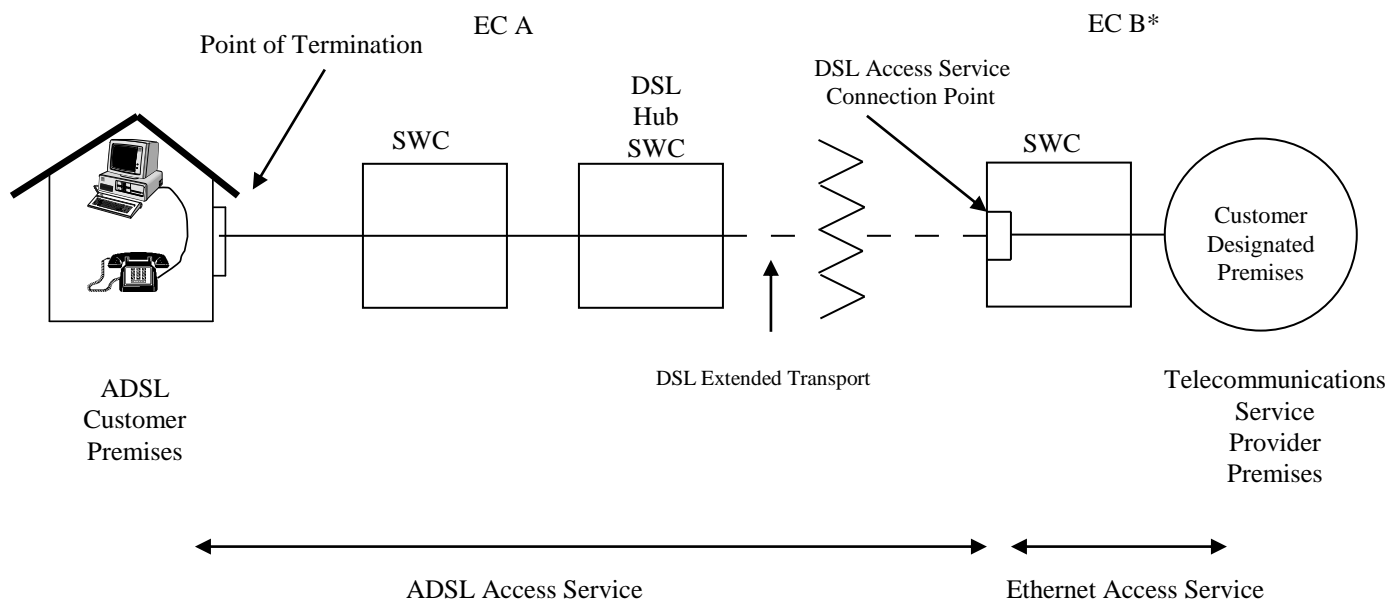
**ADSL ACCESS SERVICE**

\* The application of charges for EC B will depend on its access tariff.

**ACCESS SERVICE**8. Digital Subscriber Line Access Services (Cont'd)8.1 Asymmetric Digital Subscriber Line Access Service (Cont'd)

## 8.1.1 General (Cont'd)

In the example shown below, the DSL Access Service Connection Point is located outside of the Telephone Company's operating territory in the operating territory of an adjacent telephone company and the customer's TSP uses Ethernet access service to connect its CDP to that DSL Access Service Connection Point. The ADSL Access Service customer orders ADSL Access Service pursuant to the provisions specified in this section. In order to connect its customer designated premises to the DSL Access Service Connection Point, the ADSL Access Service customer's TSP orders DSL Extended Transport from the Telephone Company as specified in this section and equivalent Ethernet access service from the adjacent telephone company.

**ADSL ACCESS SERVICE**

\* The application of charges for EC B will depend on its access tariff.

**ACCESS SERVICE**8. Digital Subscriber Line Access Services (Cont'd)8.1 Asymmetric Digital Subscriber Line Access Service (Cont'd)

## 8.1.2 Limitations

- (A) ADSL Access Service is available as two service options as described in Section 8.1.1, preceding. Where offered by the Telephone Company and suitable facilities exist, one or more of the following maximum (i.e., from the customer's equipment up to the DSL Access Service Connection Point) and downstream (i.e., from the DSL Access Service Connection Point down to the customer's equipment) speeds. (T)  
(C)
- (1) 512 kbps upstream/6 Mbps downstream or 1 Mbps upstream/6 Mbps downstream in compliance with the requirements specified in Technical Reference ANSI T1.413-1998, unless otherwise specified in Section 8.1.6, following. (C)
- (2) 3 Mbps upstream/15 Mbps downstream in compliance with the requirements specified in Technical Reference ITU-T G.992.5-January 2005. (N)
- (3) 5 Mbps upstream/50 Mbps downstream in compliance with the requirements specified in Technical References  
ITU-T G.983.1-January 2005,  
ITU-T G.983.2-July 2005,  
ITU-T G.983.3-March 2001,  
ITU-T G.983.4-November 2001,  
ITU-T G.984.1-March 2008,  
ITU-T G.984.2-March 2003,  
ITU-T G.984.3-March 2008,  
ITU-T G.984.4-February 2008,  
and/or IEEE Std. 802.3-2005, Part 3, Section 5,  
Clauses 56 through 67. (N)
- These peak speeds are not guaranteed by the Telephone Company due to factors that may affect the actual speeds delivered, including the ADSL Access Service customer's distance from the Telephone Company Serving Wire Center, condition of the existing local exchange service facilities, and any capacity limitations in the TSP's network design. (T)

Certain material formerly found on this page now appears on Original 8-8.1.

## ACCESS SERVICE

8. Digital Subscriber Line Access Services (Cont'd)

## 8.1 Asymmetric Digital Subscriber Line Access Service (Cont'd)

### 8.1.2. Limitations

- |     |   |         |
|-----|---|---------|
| (B) | The Telephone Company does not provide customer premises equipment (CPE) in conjunction with the ADSL Access Service offering.  | (T) (M) |
| (C) | ADSL Access Service may not be used in conjunction with multi-point Special Access Service configurations as described in Section 7.1.3, preceding.   | (T)     |
| (D) | ADSL Access Service will be furnished where suitable facilities exist as determined by the Telephone Company. The Telephone Company will identify its ADSL-equipped Serving Wire Centers, DSL Access Service Connection Point Serving Wire Centers, and, if applicable, DSL Transport Hub Serving Wire Centers in the NATIONAL EXCHANGE CARRIER ASSOCIATION, INC. Tariff F.C.C. No. 4.  | (T)     |
| (E) | ADSL Access Service will be provided over existing Telephone Company local exchange service facilities. When the customer orders the ADSL Voice-Data option, the rates and regulations for ADSL Access Service are in addition to any rates and regulations that apply for the associated local exchange service line provided under the terms and conditions in the Telephone Company's general and/or local exchange service tariffs. The Telephone Company will automatically disconnect the ADSL Access Service Voice-Data option when the associated local exchange service line is disconnected for any reason. | (T) (M) |

Certain material currently found on this page previously appeared on Original Page 8-8.

**ACCESS SERVICE**8. Digital Subscriber Line Access Services (Cont'd)8.1 Asymmetric Digital Subscriber Line Access Service (Cont'd)8.1.2 Limitations (Cont'd)

- (F) Rates and regulations for Special Access Services, Frame Relay Access Service, Asynchronous Transfer Mode Cell Relay Access Service and Ethernet Transport Service provided under this tariff will apply for the access service(s) provided between the TSP's customer designated premises and the DSL Access Service Connection Point, as described in Section 7, preceding, and Section 16, following. (T)

8.1.3 Undertaking of the Telephone Company

The Telephone Company will provide ADSL Access Service at rates and charges as set forth in the applicable rate sections for the Telephone Companies offering the respective services, as follows: (C)  
(C)

- (A) The Telephone Company will determine if the associated local exchange service line or facilities are suitable for use with the ADSL Access Service option ordered by the customer. Service will not be provided on lines that the Telephone Company determines are not suitable for ADSL Access Service or on lines that produce interference with other services provided by the Telephone Company.
- (B) The Telephone Company, after determining if the facilities are suitable for ADSL Access Service, will notify the customer if any additional CPE is necessary to support ADSL Access Service.
- (C) The Telephone Company will provision and maintain ADSL Access Service from the DSL Access Service Connection Point to the Point of Termination at the ADSL Access Service customer's premises, except as provided for in Section 8.1.5(D), following.
- (D) The Telephone Company will notify the ADSL Access Service customer's TSP when DSL Extended Transport, as described in Section 8.1.5(D), following, is required.

## ACCESS SERVICE

### 8. Digital Subscriber Line Access Services (Cont'd)

#### 8.1 Asymmetric Digital Subscriber Line Access Service (Cont'd)

##### 8.1.4 Obligations of the Customer

In addition to the regulations described in other sections of this tariff, the following provisions apply to ADSL Access Service:

- (A) The customer is responsible for providing the Telephone Company with the necessary information to provision ADSL Access Service (e.g., customer name, telephone number and premises address; billing name and address when different from the customer name and premise address; its internet Protocol (IP) address; and the contact name and telephone number of the TSP with which the customer's ADSL Access Service will interconnect).
- (B) The customer is responsible for providing and maintaining all required Customer provided equipment (CPE), which is compatible with ADSL Access Service and complies with the applicable Technical References specified in Section 8.1.2(A), preceding. (C)
- (C) Where required, the ADSL Access Service customer's TSP will order DSL Extended Transport from each Telephone Company designated DSL Transport Hub to its associated DSL Access Service Connection Point as described in 8.1.5(D), following. (C)



**ACCESS SERVICE**8. Digital Subscriber Line Access Services (Cont'd)

(N)

8.1 Asymmetric Digital Subscriber Line Access Service (Cont'd)8.1.2 Rate Regulations (Cont'd)

This section contains the regulations governing the rates and charges that apply for ADSL Access Service. Regulations governing the rates and charges for the Special Access Services, Frame Relay Access Service, Asynchronous Transfer Mode Cell Relay Access Service and Ethernet Transport Service provided under this tariff used in conjunction with ADSL Access Service are as specified in Section 7, preceding, and Section 16, following.

(A) Minimum Period

The minimum period for which ADSL Access Service is provided to a customer and for which charges are applicable is one month.

(B) Moves

A move involves a change in the physical location of one of the following:

- The Point of Termination at the ADSL Access Service customer designated premises
- The ADSL Access Service customer designated premises

The provisions for moves of ADLS Access Service are the same as those described in Section 7.2.3, preceding, except that an Access Order Charge will not apply to move orders for the ADSL Access Service Voice-Data Option.

(N)

**ACCESS SERVICE**8. Digital Subscriber Line Access Services (Cont'd)

(N)

8.1 Asymmetric Digital Subscriber Line Access Service (Cont'd)8.1.5 Rate Regulations(C) Temporary Suspension of Service

When the associated local exchange service line over which the ADSL Voice-Data option is provided is temporarily suspended, the ADSL Access Service and one-half of the ADSL Line Charge monthly rate will be temporarily suspended for the time period that the associated local exchange service is suspended.

(D) DSL Extended Transport

DSL Extended Transport is required when: 1) the Telephone Company providing ADSL Access Service locates its DSL Access Service Connection Point outside its operating territory in the operating territory of another telephone company and 2) the ADSL Access Service customer's TSP connects its customer designated premises to the DSL Access Service Connection Point using Special Access Service described in Section 7, preceding, or equivalent special access service provided by the other telephone company.

DSL Extended Transport is also required when: 1) the Telephone Company providing ADSL Access Service locates its DSL Access Service Connection Point outside its operating territory in the operating territory of an adjacent telephone company and 2) the ADSL Access Service customer's TSP connects its customer designated premises to the DSL Access Service Connection Point using Ethernet Transport Service described in Section 16, following, or equivalent Ethernet access service provided by the adjacent telephone company.

(N)

**ACCESS SERVICE**8. Digital Subscriber Line Access Services (Cont'd)8.1 Asymmetric Digital Subscriber Line Access Service (Cont'd)8.1.5 Rate Regulations(D) DSL Extended Transport (Cont'd)

DSL Extended Transport provides the TSP with a virtual circuit path between a Telephone Company-designated DSL Transport Hub and its associated DSL Access Service Connection Point location. The Telephone Company must designate at least one DSL Transport Hub SWC location within its operating territory when it locates a DSL Access Service Connection Point outside its operating territory. The DSL Transport Hub aggregates ADSL Access Services data traffic within the operating territory of the Telephone Company providing the DSL Access Service.

DSL Extended Transport is available between:

1) a DSL Transport Hub SWC and its associated DSL Access Service Connection Point SWC located within the United States when the ADSL customer's TSP connects its CDP to the DSL Access Service Connection Point using special access services, 2) a DSL Transport Hub SWC and a cross border connection point located within the United States when the Telephone Company has located its associated DSL Access Service Connection Point in Canada and the ADSL customer's TSP connects its CDP to the DSL Access Service Connection Point using special access services, and 3) a DSL Transport Hub SWC and its associated DSL Access Service Connection Point SWC located in an adjacent telephone company's operating territory when the ADSL customer's TSP connects its CDP to the DSL Access Service Connection Point using Ethernet access service.

**ACCESS SERVICE**8. Digital Subscriber Line Access Services (Cont'd)8.1 Asymmetric Digital Subscriber Line Access Service (Cont'd)8.1.5 Rate Regulations(D) DSL Extended Transport (Cont'd)

Where required, DSL Extended Transport is used to transmit ADSL data traffic. DSL Extended Transport is available at a speed of 1.544 Mbps when used in conjunction with special access service and at speeds of 10 Mbps, 20 Mbps, 50 Mbps, 100 Mbps, 500 Mbps and 1 Gbps when used in conjunction with Ethernet access service. The TSP is responsible for determining and (ordering the number of DSL Extended Transport virtual circuit paths it requires to meet its end users' data transmission needs. The TSP must place an order for at least one 1.544 Mbps DSL Extended Transport virtual circuit path, where required, when it places the order for Special Access Service (or equivalent special access service) to connect its customer designated premises to the DSL Access Service Connection Point. The TSP must place an order for at least one 10 Mbps DSL Extended Transport virtual circuit path, where required, when it places the order for Ethernet Transport Service (or equivalent Ethernet access service) to connect its customer designated premises to the DSL Access Service Connection Point. An Access Order Charge applies per order for the installation of DSL Extended Transport.

When the DSL Access Service Connection Point is located in Canada, DSL Extended Transport will be furnished by the Telephone Company to a cross border connection point located in the United States. DSL Extended Transport from the cross border connection point to the DSL Access Service Connection Point will be provided by the Canadian telephone company. The Telephone Company will work cooperatively with the TSP and Canadian telephone company for the provisioning of DSL Extended Transport in Canada. Rates and regulations defined in this section only apply to that portion of the service between the DSL Transport Hub and the cross border connection point.

Transmittal No. 129

**ACCESS SERVICE**8. Digital Subscriber Line Access Services (Cont'd)

(N)

8.1 Asymmetric Digital Subscriber Line Access Service (Cont'd)8.1.5 Rate Regulations(D) DSL Extended Transport (Cont'd)(1) Mileage Measurement

- (a) The mileage to be used to determine the monthly charges for each DSL Extended Transport virtual circuit path is calculated using the airline distance between each DSL Transport Hub and its associated DSL Access Service Connection Point when both locations are within the United States. To determine the applicable monthly charges, first compute the mileage using the V&H coordinates method, as described in the NATIONAL EXCHANGE CARRIER ASSOCIATION, INC. TARIFF F.C.C. No. 4. When the calculation results in a fraction of a mile, always round up to the next whole mile before determining the total mileage and applying the rates. Once the total mileage for each path is determined, multiply the number of miles times the DSL Extended Transport per mile rates specified in Section 17, following.

The following example is an illustrative mode, only provided for the purpose of clarification. Actual charges will vary, dependent upon the effective DSL Extended Transport per mile rates specified in Section 17, following.

Example:

- TSP orders two 1.544 Mbps DSL extended Transport paths between a DSL Transport HUB SWC and the associated DSL Access Service Connection Point SWC. Both SWCs are located within the United States.
- Total mileage between the SWCs is calculated at 28.4 miles.

(N)

Transmittal No. 129

**ACCESS SERVICE**8. Digital Subscriber Line Access Services (Cont'd)8.1 Asymmetric Digital Subscriber Line Access Service (Cont'd)8.1.5 Rate Regulations(D) DSL Extended Transport (Cont'd)(1) Mileage Measurement (Cont'd)

Monthly charges for DSL Extended Transport are determined as follows:

- Fractional mileage rounded up to the next whole mile equals 29 miles.
- First 25 miles x \$0.00 per mile equals \$0.00 per path.
- Total mileage charges for DSL Extended Transport in this example equal \$122.48 per month (i.e., \$61.24 x two paths).

- (b) The mileage to be used to determine the monthly charges for each DSL Extended Transport virtual circuit path between a DSL Transport Hub and a cross border connection point is specified below. To calculate the monthly charges for each path, multiply the number of miles between the DSL Transport Hub and the cross border connection point times the DSL Extended Transport per mile rates specified in Section 17, following. The portion of the DSL Extended Transport furnished from the cross border connection point to the DSL Access Service Connection Point is the responsibility of the TSP and is not covered in this tariff as described in Section 8.1.5(D), above.

- (i) The number of miles to be used for rating DSL Extended Transport provided under this tariff between the Ketchikan Public Utilities DSL Transport Hub SWC and the Garnet Point, AK cross border connection point is 60 miles.

Transmittal No. 129

**ACCESS SERVICE**8. Digital Subscriber Line Access Services (Cont'd)8.1 Asymmetric Digital Subscriber Line Access Service (Cont'd)8.1.5 Rate Regulations(E) Rate Categories

There are two types of rates and charges applicable to ADSL Access Service. These are a monthly rate, and a nonrecurring charge. (C)

The monthly rate for the ADSL Line Charge applies each month or fraction thereof for each ADSL Voice-Data option and ADSL Data-Only option ordered by the customer. The monthly rate for DSL Extended Transport applies each month or fraction thereof for each virtual circuit path as described in Section 8.1.5(D), preceding.

A nonrecurring charge applies for each ADSL Voice-Data and ADSL Data-Only option ordered by the customer for the installation of ADSL Access Service. The nonrecurring charge will be waived for each new ADSL Voice-Data option and ADSL Data-Only option Access Line ordered when the customer commits to retain the ADSL Access Line for a minimum period of 12 months following installation of service. If the ADSL Access Line is disconnected for any reason prior to the end of the 12-month minimum commitment period other than for ADSL service conversion as described below, the Telephone Company will bill the customer an amount equal to the waived nonrecurring charge. (C)

Except as otherwise specified in Section 8.1.5(E), below, changes to an existing ADSL Access Service will be treated as a discontinuance of the existing service and an installation of a new service. Such changes include an ADSL service conversion or a change of TSP. A nonrecurring installation charge will apply per ADSL Access Service line for this work activity. (C)

***ACCESS SERVICE***8. Digital Subscriber Line Access Services (Cont'd)8.1 Asymmetric Digital Subscriber Line Access Service (Cont'd)8.1.5 Rate Regulations(E) Rate Categories (Cont'd)

ADSL service conversions include change of a service option (i.e., replacing ADSL Voice-Data with ADSL Data-Only, or vice versa), any change of a speed level (e.g., replacing ADSL Voice-Data 512 kbps with ADSL Voice-Data 1 Mbps), or any combination of a simultaneous change of service option and speed level (e.g., replacing ADSL Voice-Data 512 kbps with ADSL Data-Only 1 Mbps). When a customer orders an ADSL service conversion but has not met its 12-month minimum commitment on the existing ADSL service, the Telephone Company will not bill the previously waived nonrecurring charge if the customer commits to a new minimum 12-month period for the newly converted ADSL service.

(C)

(C)

(D)

(D)

The following administrative changes will be made without charge to the customer:

- Change of customer premises address when the change of address is not a result of a physical relocation of equipment,
- Change in billing data (name, address or contact name or telephone),
- Change of billing account number,
- Change of agency authorization that requires no changes to the Telephone Company's network,
- Change in the ADSL Access Service customer's existing IP address when requested by the customer's TSP,
- Change to limit the data speed delivered over the customer's existing ADSL Access Service line when requested by the customer's TSP,
- Change of customer contact name or telephone number, and
- Change of jurisdiction.

(N)

(N)

Transmittal No. 143



**ACCESS SERVICE**

8. Digital Subscriber Line Access Services (Cont'd)

8.1 Asymmetric Digital Subscriber Line Access Service (Cont'd)

8.1.5 Rate Regulations

(E) Rate Categories (Cont'd)

Rates and charges are as set forth in Section 17, following, for ADSL Access Service, ADSL Access Service under the DSL Access Services Wholesale Rate Plan described in Section 8.3, when offered by the Telephone Company and ADSL Access Service under the DSL Access Services Wholesale Pricing Plan as described in Section 8.4, when offered by the Telephone Company. Additionally, rates and charges are as set forth in Section 17 for the DSL Extended Transport.

(C)

|

(C)

Transmittal No. 143

Issued: March 17, 2009

Effective: April 1, 2009

President  
7852 Walker Drive, Greenbelt, Maryland 20770

**ACCESS SERVICE**8. Digital Subscriber Line Access Services (Cont'd)8.1 Asymmetric Digital Subscriber Line Access Service (Cont'd)8.1.6 Exceptions

(A) The Telephone Companies listed below offer ADSL Access Service as described in 8.1 preceding, with the following exceptions:

- (1) In lieu of the provision specified in 8.1.3(B), preceding, the Telephone Company, after determining if the facilities are suitable for ADSL Access Service, will notify the customer if the customer's CPE is compatible with the equipment deployed in the Telephone Company's Serving Wire Center and, if any additional CPE is necessary to support ADSL Access Service.
- (2) In lieu of the provision specified in 8.1.4(B), preceding, the customer is responsible for providing and maintaining all required customer provided equipment (CPE), which is compatible with ADSL Access Service.

<u>Company Name</u>	<u>State</u>	<u>Study Area Number</u>
Chesnee Telephone Company d/b/a Chesnee Communications	SC	240515

(T)

Transmittal No. 156

**ACCESS SERVICE**

8. Digital Subscriber Line Access Services (Cont'd)

(N)

8.2 Reserved for Future Use

|  
(N)

Transmittal No. 129

---

Issued: June 15, 2007

Effective: June 30, 2007

President  
7852 Walker Drive, Greenbelt, Maryland 20770

**ACCESS SERVICE**8. Digital Subscriber Line Access Services (Cont'd)8.3 DSL Access Services Wholesale Rate Plan

Telephone Companies providing DSL Access Services Wholesale Rate Plan under this Section are indicated in the following table.

<u>Telephone Company</u>	<u>Study Area Code</u>	<u>ADSL</u>	<u>SDSL</u>
Chesnee Telephone Company, Inc. d/b/a Chesnee Communications	240515	X	
Gearheart Communications Company, Inc. d/b/a Coalfields Telephone Company	260408	X	
Yadkin Valley Telephone Membership Corporation	230511	X	

(T)

Transmittal No. 156

**ACCESS SERVICE**8. Digital Subscriber Line Access Services (Cont'd)

(N)

8.3 DSL Access Services Wholesale Rate Plan8.3.1 General

The telecommunications services offered under the DSL Access Services Wholesale Rate Plan (DSL WRP) are provided at wholesale rates to the customer under the conditions listed below.

- (A) The customer purchases ADSL Access Service as described in Section 8.1, preceding, for the purpose of combining these telecommunications services with its own information service(s) to create a new retail service for sale to its end user customer(s).
- (B) In addition to the obligations specified in Section 8.1.4, preceding, the customer assumes the following obligations:
  - (1) The customer will deal directly with its end user customers with respect to all matters pertaining to the service provided, including marketing, sales, ordering, installation, maintenance, trouble reporting, repair, billing and collections. The customer will not direct its end users to contact the Telephone Company for any aspect of the service the customer provides.
  - (2) The customer will submit orders for ADSL Access Service to the Telephone Company in a format and manner designated by the Telephone Company.
  - (3) The customer will obtain the appropriate authorization to allow the Telephone Company to provision ADSL Voice-Data Access Service over the customer's end user's existing telephone exchange service line.

(N)

Transmittal No. 129

**ACCESS SERVICE**8. Digital Subscriber Line Access Services (Cont'd)8.3 DSL Access Services Wholesale Rate Plan (Cont'd)8.3.1 General (Cont'd)

When the customer purchases ADSL Access Service under the DSL WRP, the DSL WRP rates and charges in Section 17, following, will apply in lieu of the rates and charges specified in Section 17, following, for ADSL Access Service. The DSL WRP is only available from those Telephone Companies listed in Section 8.3, preceding.

Services provided under the DSL WRP are available under a DSL WRP Monthly Plan, or under a DSL WRP Term Plan described in 8.3.2, below, at the rates and charges specified in Section 17, following.

A monthly charge applies for each ADSL Access Service line covered under the DSL WRP. A nonrecurring charge applies for the installation of each ADSL Access Service line under the DSL WRP. A DSL Network Reconfiguration Charge would apply for each requested reconfiguration for each ADSL Access Service line covered under the DSL WRP.

The Telephone Company will bill the customer an Access Order Charge, per order, to convert in-service ADSL Access Service lines originally purchased under the provisions specified in Sections 8.1, preceding, and 16.3, following, to the DSL WRP, provided the customer obtains written authorization from its end users authorizing such conversions, where necessary. Per line nonrecurring charges specified in Section 17, following, do not apply to conversion of in-service ADSL Access Lines to a DSL WRP.

(N)

(N)

Transmittal No. 129

**ACCESS SERVICE**8. Digital Subscriber Line Access Services (Cont'd)8.3 DSL Access Services Wholesale Rate Plan (Cont'd)8.3.2 DSL WRP Term Plan(A) Description

The DSL WRP Term Plan provides the customer with reduced rates based on the length of the customer's term commitment and its selected pricing option. The DSL WRP Term Plan is available for term lengths of one or three years with a choice of two pricing options. As used in this section, a WRP Serving Wire Center (WRP SWC) denotes an ADSL equipped host or standalone end office at which the customer elects to make a term plan commitment. The Telephone Company will establish a separate term plan commitment for each WRP SWC identified in the customer's order. An Access Order Charge applies per order to establish the initial term plan commitment(s).

When the customer subscribes to a DSL WRP Term Plan, all in-service ADSL Access Service lines provided out of and subsequently installed at the WRP SWC, including any lines served by a remote SWC that subtends an associated host SWC covered by a term plan commitment, will be billed the rates and charges specified in Section 17, following, for the length of the term commitment. In addition to the applicable ADSL Line Charges, the customer will be billed a recurring monthly DSL WRP Term Plan Charge for each WRP SWC, as specified in Section 17, following, based on its selected pricing option. The monthly DSL WRP Term Plan Charge does not apply to SWCs designated in the NATIONAL EXCHANGE CARRIER ASSOCIATION, INC. Tariff F.C.C. No. 4 as remote SWCs.

**ACCESS SERVICE**8. Digital Subscriber Line Access Services (Cont'd)8.3 DSL Access Services Wholesale Rate Plan (Cont'd)8.3.2 DSL WRP Term Plan (Cont'd)(A) Description (Cont'd)

If the Telephone Company decreases the rates specified in Section 17, following, during the term of a commitment period, the decreased rates will automatically be applied for the remainder of the current commitment period.

At the end of the DSL WRP Term Plan, the customer may elect to establish a new DSL WRP Term Plan commitment, convert to the rates available under the DSL WRP Monthly Plan, or discontinue service. If the customer does not make an election by the end of the DSL WRP Term Plan, the rates for all in service ADSL Access Service lines will automatically be converted to the rates available under the DSL WRP Monthly Plan specified in Section 17.4.9(G)(1), following. An Access Order Charge will not apply to any election made by the customer at the end of the DSL WRP Term Plan.

A DSL WRP Term Plan is subject to payment for early termination as described in (D), below.

(N)

(N)



**ACCESS SERVICE**8. Digital Subscriber Line Access Services (Cont'd)

(N)

8.3 DSL Access Services Wholesale Rate Plan (Cont'd)8.3.2 DSL WRP Term Plan (Cont'd)(B) Upgrades in DSL WRP Term Plan

A customer may terminate a DSL WRP Term Plan without the application of a termination liability charge when the customer replaces its original DSL WRP Term Plan commitment with a new DSL WRP Term Plan commitment provided the length and pricing option of the new DSL WRP Term Plan commitment is equal to or greater than the length and pricing option of the original DSL WRP Term Plan commitment. An Access Order Charge will not apply when the customer replaces an existing DSL WRP Term Plan commitment with a new DSL WRP Term Plan commitment under this provision.

(C) Termination without Liability

A customer may terminate a DSL WRP Term Plan commitment without the application of a termination liability charge if the Telephone Company increases the DSL WRP Term Plan rates described in Section 17, following, during the term of the existing commitment. The customer has 90 days following such rate increase to notify the Telephone Company in writing of its intent to terminate its DSL WRP Term Plan commitment under this section; otherwise, the increased rates will apply for the remainder of the commitment period.

(N)

**ACCESS SERVICE**8. Digital Subscriber Line Access Services (Cont'd)8.3 DSL Access Services Wholesale Rate Plan (Cont'd)8.3.2 DSL WRP Term Plan (Cont'd)(D) Termination with Liability

If the customer elects to terminate its DSL WRP Term Plan(s) prior to the end of the commitment period for any reason other than specified in (B) or (C), above, a termination liability charge will apply. For each DSL WRP Term Plan terminated prior to the end of the commitment period, the Telephone Company will bill the customer a charge equal to the monthly DSL WRP Term Plan Charge for its selected pricing option as specified in Section 17, following, multiplied by the number of months remaining in each commitment period.

DSL WRP Monthly Plan rates as described in Section 17, following, will apply to all in-service ADSL Access Lines following the early termination of a DSL WRP Term Plan.

(N)

(N)

Transmittal No. 129

**ACCESS SERVICE**8. Digital Subscriber Line Access Services (Cont'd)8.3 DSL Access Services Wholesale Rate Plan (Cont'd)8.3.2 DSL WRP Term Plan (Cont'd)(E) DSL Volume Pricing Commitment Plan

The DSL Volume Pricing Commitment Plan (DSL VPCP) is an optional pricing plan that provides the DSL WRP Term Plan customer with a discount applied against the monthly ADSL Line Charges for lines served by a WRP SWC at which the customer made a DSL WRP Term Plan commitment. In order to subscribe to and retain the DSL VPCP, the customer must have at least one existing DSL WRP Term Plan commitment with the Telephone Company. The amount of the DSL VPCP discount applied is based on the level of the monthly volume commitment selected by the DSL WRP Term Plan customer. The DSL VPCP commitment period is for one year. The DSL VPCP discount does not apply to any rate elements other than the monthly recurring DSL WRP Term Plan Line Charges specified in Section 17, following.

The customer will select its monthly volume commitment level based on its projected number of monthly in-service ADSL Access Service lines served by all WRP SWCs within the Telephone Company's operating territory at which the customer made a DSL WRP Term Plan commitment, i.e., qualifying in-service lines. Qualifying in-service lines also include any ADSL Access Service lines served by any remote SWC that subtends an associated host SWC covered by a DSL WRP Term Plan commitment.

In-service ADSL Access Service lines billed under the WRP Monthly Plan are not eligible for the discount under the DSL VPCP and are not counted towards the customer's achievement of its monthly volume commitment.

**ACCESS SERVICE**8. Digital Subscriber Line Access Services (Cont'd)8.3 DSL Access Services Wholesale Rate Plan (Cont'd)8.3.2 DSL WRP Term Plan (Cont'd)(E) DSL Volume Pricing Commitment Plan (Cont'd)

Available DSL VPCP commitment levels and associated discounts are specified in Section 17, following.

The customer may order the DSL VPCP at the same time it establishes a DSL WRP Term Plan commitment or at any time during the term of an existing DSL WRP Term Plan. In both instances, the DSL VPCP discount and commitment apply during the following twelve months. An Access Order Charge will not apply to establish a new or change an existing DSL VPCP.

Each month on the bill date, the Telephone Company will determine if the DSL WRP Term Plan customer achieved its monthly volume commitment level of qualifying in-service ADSL Access Service lines. In any month in which the monthly volume commitment was not met, the Telephone Company will bill the customer a DSL VPCP shortfall charge of \$10.00 per line for each line below its volume commitment level. The following example illustrates the application of the shortfall charge for a DSL WRP Term Plan customer that selected a monthly volume commitment level of 2,500 lines. If on the bill date, the customer had achieved only a total of 2,250 qualifying in-service lines, the Telephone Company would assess a shortfall charge of \$2,500.00 (250 lines x \$10.00 per line). The shortfall charge would be in addition to the applicable discounted billing for the 2,250 qualifying in-service lines.

(N)

(N)

Transmittal No. 129

**ACCESS SERVICE**8. Digital Subscriber Line Access Services (Cont'd)8.3 DSL Access Services Wholesale Rate Plan (Cont'd)8.3.2 DSL WRP Term Plan (Cont'd)(E) DSL Volume Pricing Commitment Plan (Cont'd)

Upon providing thirty (30) days written notice to the Telephone Company, a customer with an existing DSL VPCP will be permitted to increase its existing volume commitment when it establishes a new twelve-month commitment period at a higher volume commitment level. The DSL VPCP discount associated with the higher level of commitment will apply on a prospective basis during the following twelve months.

Upon providing thirty (30) days written notice to the Telephone Company, a customer with an existing DSL VPCP will be permitted to terminate its existing volume commitment on a prospective basis as described herein. When the customer elects to terminate its existing DSL VPCP prior to the end of the twelve-month commitment period for any reason, it will be prohibited from establishing a new DSL VPCP commitment with the Telephone Company within the ninety (90) days following such termination. During this 90-day period, the customer will not be eligible for any DSL VPCP discounts. Downgrades from a higher volume commitment level to a lower volume commitment level are treated as terminations subject to the provisions in this paragraph.

Upon providing written notice to the Telephone Company within thirty (30) days prior to the end of its twelve-month DSL VPCP commitment period, the customer may opt to renew, increase or decrease its existing DSL VPCP commitment for the next twelve months. If the customer does not notify the Telephone Company of its election, the customer will not be eligible for the DSL VPCP discount following expiration of its existing commitment period.

(N)

(N)

**ACCESS SERVICE**8. Digital Subscriber Line Access Services (Cont'd)8.4 DSL Access Services Wholesale Pricing Plan

Telephone Companies providing DSL Access Services Wholesale Pricing Plan (DS: WPP) under this Section are indicated in the following table.

<u>Telephone Company</u>	<u>Study Area Code</u>	<u>ADSL</u>
Skyline Telephone Membership Corp.	230501	X

(N)

(N)

Transmittal No. 143

**ACCESS SERVICE**8. Digital Subscriber Line Access Services (Cont'd)

(N)

8.4 DSL Access Services Wholesale Pricing Plan8.4.1 General

The telecommunications services offered under the DSL Access Services Wholesale Pricing Plan (DSL WPP) are provided at wholesale rates to the customer under the conditions listed below.

- (A) The customer purchases ADSL Access Service as described in Section 8.1, preceding, for the purpose of combining this telecommunications service with its own information service(s) to create a new retail service for sale to its end user customer(s).
- (B) In addition to the obligations specified in Sections 8.1.4 preceding, the customer assumes the following obligations:
  - (1) The customer will deal directly with its end user customers with respect to all matters pertaining to the service provided, including marketing, sales, ordering, installation, maintenance, trouble reporting, repair, billing and collections. The customer will not direct its end users to contact the Telephone Company for any aspect of the service the customer provides.
  - (2) The customer will submit orders for ADSL Access Service to the Telephone Company in a format and manner designated by the Telephone Company.
  - (3) The customer will obtain the appropriate authorization to allow the Telephone Company to provision ADSL Voice-Data Access Service over the customer's end user's existing telephone exchange service line.

(N)

**ACCESS SERVICE**8. Digital Subscriber Line Access Services (Cont'd)

(N)

8.4 DSL Access Services Wholesale Pricing Plan (Cont'd)8.4.1 General (Cont'd)

When the customer purchases ADSL Access Service under the DSL WPP, the DSL WPP rates and charges in Section 17, following, will apply in lieu of the rates and charges specified in Section 17, following, for ADSL Access Service. The DSL WPP is only available from those Telephone Companies listed in Section 8.4, preceding.

Services provided under the DSL WPP are available under a DSL WPP Monthly Plan at the rates and charges specified in Section 17, following, or under a DSL WPP Term Plan described in 8.4.2, below, at the rates and charges specified in Section 17, following. A customer with a DSL WPP Term Plan cannot also have a DSL WPP Monthly Plan as all ADSL Access Service lines within the Telephone Company's study area are included in the DSL WPP Term Plan.

An Access Order Charge will not apply:

- To establish a new DSL WPP Monthly Plan, DSL WPP Term Plan or DSL WPP Volume Pricing Plan.
- To change an existing DSL WPP Term Plan or DSL WPP Volume Pricing Plan.
- To convert from an existing DSL WPP Monthly Plan to a DSL WPP Term Plan and vice versa.
- To terminate an existing DSL WPP Monthly Plan, DSL WPP Term Plan, or DSL WPP Volume Pricing Plan.

A monthly charge applies for each ADSL Access Service line covered under the DSL WPP. A nonrecurring charge applies for the installation of each ADSL Access Service line under the DSL WPP.

The Telephone Company will convert in-service ADSL Access Service lines originally purchased under the provisions specified in Sections 8.1, preceding, to the DSL WPP, provided the customer obtains written authorization from its end users authorizing such conversions, where necessary. Per line nonrecurring charges specified in Section 17, following, do not apply to the conversion of in-service ADSL Access Lines to a DSL WPP.

(N)



**ACCESS SERVICE**8. Digital Subscriber Line Access Services (Cont'd)

(N)

8.4 DSL Access Services Wholesale Pricing Plan (Cont'd)8.4.1 DSL WPP Term Plan(A) Description

The DSL WPP Term Plan provides the customer with reduced rates based on the length of the customer's term commitment and its selected pricing plan for all of the customer's ADSL Access Service lines provided in the Telephone Company's study area. The DSL WPP Term Plan is available for term lengths of one or three years with a choice of two pricing plans. The Telephone Company will establish for the customer a single term plan commitment that will apply to all ADSL Access Service lines in the Telephone Company's study area.

When the customer subscribes to a DSL WPP Term Plan, all in-service ADSL Access Service lines provided out of and subsequently installed in the Telephone Company's study area will be billed the rates and charges specified in Section 17, following, for the length of the term commitment. In addition to the applicable ADSL Line Charges, the customer will be billed a recurring monthly DSL WPP Term Plan Charge per study area as specified in Section 17, following, based on its selected pricing plan.

(N)

**ACCESS SERVICE**8. Digital Subscriber Line Access Services (Cont'd)

(N)

8.4 DSL Access Services Wholesale Pricing Plan (Cont'd)8.4.2 DSL WPP Term Plan (Cont'd)(A) Description (Cont'd)

If the Telephone Company decreases the rates specified in Section 17, following, during the term of a commitment period, the decreased rates will automatically be applied for the remainder of the current commitment period.

At the end of the DSL WPP Term Plan, the customer may elect to establish a new DSL WPP Term Plan commitment, convert to the rates available under the DSL WPP Monthly Plan, or discontinue service. If the customer does not make an election by the end of the DSL WPP Term Plan, the rates for all in-service ADSL Access Service lines will automatically be converted to the rates available under the DSL WPP Monthly Plan specified in Section 17, following.

A DSL WPP Term Plan is subject to payment for early termination as described in (D), below.

(N)

Transmittal No. 143

Issued: March 17, 2009

Effective: April 1, 2009

President  
7852 Walker Drive, Greenbelt, Maryland 20770

**ACCESS SERVICE**8. Digital Subscriber Line Access Services (Cont'd)

(N)

8.4 DSL Access Services Wholesale Pricing Plan (Cont'd)8.4.2 DSL WPP Term Plan (Cont'd)(B) Upgrades in DSL WPP Term Plan

A customer may terminate a DSL WPP Term Plan without the application of a termination liability charge when the customer replaces its original DSL WPP Term Plan commitment with a new DSL WPP Term Plan commitment provided the commitment period for the new DSL WPP Term Plan meets or exceeds the number of months remaining in the existing DSL WPP Term Plan commitment period.

(C) Termination without Liability

A customer may terminate a DSL WPP Term Plan commitment without the application of a termination liability charge if the Telephone Company increases the DSL WPP Term Plan rates described in Section 17, following, during the term of the existing commitment. The customer has 90 days following such rate increase to notify the Telephone Company in writing of its intent to terminate its DSL WPP Term Plan commitment under this section; otherwise, the increased rates will apply for the remainder of the commitment period.

(N)

**ACCESS SERVICE**8. Digital Subscriber Line Access Services (Cont'd)

(N)

8.4 DSL Access Services Wholesale Pricing Plan (Cont'd)8.4.2 DSL WPP Term Plan (Cont'd)(D) Termination with Liability

If the customer elects to terminate its DSL WPP Term Plan prior to the end of the commitment period for any reason other than specified in (B) or (C), above, a termination liability charge will apply. If the DSL WPP Term Plan is terminated prior to the end of the commitment period, the Telephone Company will bill the customer a charge equal to the monthly DSL WPP Term Plan Charge for its selected pricing plan as specified in Section 17, following, multiplied by the number of months remaining in the commitment period.

DSL WPP Monthly Plan rates as described in Section 17, following, will apply to all in-service ADSL Access Lines following the early termination of a DSL WPP Term Plan.

(N)

**ACCESS SERVICE**8. Digital Subscriber Line Access Services (Cont'd)

(N)

8.4 DSL Access Services Wholesale Pricing Plan (Cont'd)8.4.2 DSL WPP Term Plan (Cont'd)(E) DSL Volume Pricing Plan

The DSL Volume Pricing Plan (DSL VPP) is an optional pricing plan that provides the DSL WPP Term Plan customer with a discount applied against the monthly ADSL Line Charges for all of its in-service lines in the Telephone Company's study area. In order to subscribe to and retain the DSL VPP, the customer must have a DSL WPP Term Plan commitment with the Telephone Company. The amount of the DSL VPP discount applied is based on the level of the monthly volume commitment selected by the DSL WPP Term Plan customer. The DSL VPP discount does not apply to any rate elements other than the monthly recurring DSL WPP Term Plan Line Charges specified in Section 17, following.

The customer will select its monthly volume commitment level based on its projected number of monthly in-service ADSL Access Service lines within the Telephone Company's study area.

In-service ADSL Access Service lines billed under the DSL WPP Monthly Plan are not eligible for the DSL VPP discount.

(N)

**ACCESS SERVICE**8. Digital Subscriber Line Access Services (Cont'd)

(N)

8.4 DSL Access Services Wholesale Pricing Plan (Cont'd)8.4.2 DSL WPP Term Plan (Cont'd)(E) DSL Volume Pricing Plan (Cont'd)

Available DSL WPP commitment levels and associated discounts are specified in Section 17, following.

The customer may order the DSL WPP at the same time it establishes a DSL WPP Term Plan commitment or at any time prior to the expiration of the existing DSL WPP Term Plan. The DSL WPP monthly commitment and discount applies for the balance of the DSL WPP Term Plan commitment period and ends when: (1) the DSL WPP Term Plan is terminated by the customer, (2) the DSL WPP is terminated by the customer, or (3) the DSL WPP Term Plan commitment is satisfied.

Each month on the bill date, the Telephone Company will determine if the DSL WPP Term Plan customer achieved its monthly volume commitment level of in-service ADSL Access Service lines. In any month in which the monthly volume commitment was not met, the Telephone Company will bill the customer a DSL WPP shortfall charge of \$10.00 per line for each line below its volume commitment level. The following example illustrates the application of the shortfall charge for a DSL WPP Term plan customer that selected a monthly volume commitment level of 2,500 lines. If on the bill date, the customer had achieved only a total of 2,250 in-service lines, the Telephone Company would assess a shortfall charge of \$2,500.00 (250 lines x \$10.00 per line). The shortfall charge would be in addition to the applicable discounted billing for the 2,250 in-service lines.

(N)

**ACCESS SERVICE**8. Digital Subscriber Line Access Services (Cont'd)

(N)

8.4 DSL Access Services Wholesale Pricing Plan (Cont'd)8.4.2 DSL WPP Term Plan (Cont'd)(E) DSL Volume Pricing Plan (Cont'd)

Upon providing thirty (30) days written notice to the Telephone Company, a customer with an existing DSL VPP will be permitted to increase the existing volume commitment when it establishes a new higher volume commitment level. The DSL VPP discount associated with the higher level of commitment will apply on a prospective basis for the balance of the DSL WPP Term Plan commitment period.

Upon providing thirty (30) days written notice to the Telephone Company, a customer with an existing DSL VPP will be permitted to terminate its existing volume commitment on a prospective basis as described herein. When the customer elects to terminate its existing DSL VPP for any reason, it will be prohibited from establishing a new DSL VPP commitment with the Telephone Company within the ninety (90) days following such termination. During this 90-day period, the customer will not be eligible for any DSL VPP discounts. Downgrades from a higher volume commitment level to a lower volume commitment level are treated as terminations subject to the provisions in this paragraph.

(N)

**ACCESS SERVICE**

9. Reserved for Future Use



**ACCESS SERVICE**10. Special Federal Government Access Services10.1 General

This section covers Special Access Services that are provided to a customer for use only by agencies or branches of the Federal Government and other users authorized by the Federal Government. Services provided to state emergency operations centers are included. These services provide for command and control communications, including communications for national security, emergency preparedness and presidential requirements. They are required to assure continuity of Government in emergency and crisis situations and to provide for national security.

Services for command and control communications and for national security and emergency preparedness sometimes require short notice and short duration service provisions. These provisions are especially needed to meet presidential requirements or in response to natural, man-made, or declared emergencies. Requirements of this type cannot be forecasted and are usually needed for a relatively short period. The provision of service under these conditions may require the availability of facilities, such as portable microwave equipment, which are provided on a temporary basis by the Telephone Company or customer.

**ACCESS SERVICE**10. Special Federal Government Access Services (Cont'd)10.2 Emergency Conditions

These services will be provided on the date requested or as soon as possible thereafter when the emergency falls into one of the following categories:

- State of crisis declared by the National Command Authorities (includes commitments made to the National Communications System in the "National Plan for Emergencies and Major Disasters").
- Efforts to protect endangered U.S. personnel or property both in the U.S. and abroad. (Includes space vehicle recovery and protection efforts.)
- Communications requirements resulting from hostile action, a major disaster or a major civil disturbance.
- The Director (Cabinet level) of a Federal department, Commander of a Unified/Specified Command, or head of a military department has certified that a communications requirement is so critical to the protection of life and property or to the National Defense that it must be processed immediately. (T)
- Political unrest in foreign countries which affect the national interest.
- Presidential service.

10.3 Facility Availability

In order to insure communications during periods of emergency, the Telephone Company will, within the limits of good management, make available the necessary facilities to restore service in the event of damage or to provide temporary emergency service.

In order to meet the requirements of agencies or branches of the Federal Government, the Telephone Company may utilize government- owned facilities, when necessary to provide service.

10.4 Federal Government Regulations

In accordance with Federal Government Regulations, all service provided to the Federal Government will be billed in arrears. However, this provision does not apply to other customers that obtain services under the provisions of this tariff to provide their services to the Federal Government.

**ACCESS SERVICE**10. Special Federal Government Access Services (Cont'd)10.5 Service Offerings to the Federal Government

The following unique services are provided to a customer for use only by agencies or branches of the Federal Government, other authorized users and state emergency operations centers. The rates and charges for these services shall be developed on an individual case basis and shall be consistent with the rates and charges for services offered in other sections of this tariff.

10.5.1 Type and Description(A) Voice Grade Special Access Services(1) Voice Grade Secure Communications Type I

Approximate bandwidth of 10-50,000 Hz. Furnished for two-point secure communications on two-wire or four-wire metallic facilities between a customer designated premises and an end user's premises. Services are conditioned as follows:

(T)

T-3 Conditioning - The absolute loss (referenced to 1 milliwatt) with respect to frequency shall not exceed:

15 dB	at 10 Hz
13 dB	at 100 Hz
9 dB	at 1,000 Hz
20 dB	at 10,000 Hz
30 dB	at 50,000 Hz

Additional conditioning (available in one or two directions on four-wire facilities only) to provide the following characteristics:

The absolute loss (referenced to one milliwatt) with respect to frequency shall not exceed:

0 dB at 1,000 Hz  
+ 1 dB between 1,000 Hz and 40,000 Hz  
+ 2 dB between 10 Hz and 50,000 Hz  
(+ means more loss)

**ACCESS SERVICE**10. Special Federal Government Access Services (Cont'd)10.5 Service Offerings to the Federal Government (Cont'd)10.5.1 Type and Description (Cont'd)(A) Voice Grade Special Access Services (Cont'd)(1) Voice Grade Secure Communications Type I (Cont'd)

The net loss of the conditioned service (with or without additional conditioning) shall not vary by more than four dB at 1,000 Hz from the levels specified preceding. Voice frequency signaling or supervisory tones can be transmitted.

(2) Voice Grade Secure Communications Type II

Approximate bandwidth 10-50,000 Hz. Furnished on four-wire metallic facilities for duplex operation for two-point secure communications between a customer designated premises and an end user's premises. Services are conditioned as follows:

G-1 Conditioning - The absolute loss with respect to frequency and the net loss variation shall be the same as Voice Grade Secure Communications Type I services without additional conditioning. Voice frequency signaling or supervisory tones can be transmitted.

**ACCESS SERVICE**10. Special Federal Government Access Services (Cont'd)10.5 Service Offerings to the Federal Government (Cont'd)10.5.1 Type and Description (Cont'd)(A) Voice Grade Special Access Services (Cont'd)(3) Voice Grade Secure Communications Type III

Approximate bandwidth 10-50,000 Hz. Furnished on four-wire metallic facilities for duplex operation for two-point secure communications between a customer designated premises and an end user's premises. Services are conditioned as follows:

G-2 Conditioning - The absolute loss with respect to frequency and the net loss variation from the customer designated premises to the end user's premises shall be the same as Voice Grade Secure Communications Type I services without additional conditioning; from the end user's premises to the customer designated premises shall be the same as Voice Grade Secure Communications Type I services with additional conditioning. Voice frequency signaling or supervisory tones can be transmitted.

(4) Voice Grade Secure Communications Type IV

Approximate bandwidth 10-50,000 Hz. Furnished on four-wire metallic facilities for duplex operation for two-point secure communication between two customer designated premises. Services are conditioned as follows:

G-3 Conditioning - The absolute loss with respect to frequency and the net loss variation shall be the same in both directions of transmission as Voice Grade Secure Communications Type I services with additional conditioning. Voice frequency signaling or supervisory tones can be transmitted.

**ACCESS SERVICE**

10. Special Federal Government Access Services (Cont'd)

10.5 Service Offerings to the Federal Government (Cont'd)

10.5.1 Type and Description (Cont'd)

(B) Wideband Digital Special ACCESS SERVICE

Service arrangements for secured communications to accommodate the transmission of binary digital baseband signals in a random polar format.

(1) Wideband Secure Communications Type I

For transmission at the rate of 18,750 bits per second.

(2) Wideband Secure Communications Type II

For transmission at the rate of 50,000 bits per second.

(3) Wideband Secure Communications Type III

To accommodate the transmission of restored polar two-level facsimile signals with a minimum signal element width of twenty micro- seconds at a rate of 50,000 bits per second.

To accommodate the transmission of binary digital baseband signals in a random polar format at the rate of 50,000 bits per second.

10.5.2 Mileage Application

Mileage, when used for rate application between the serving wire centers of two customer designated premises, shall be determined by the V and H Coordinates Method as set forth in NATIONAL EXCHANGE CARRIER ASSOCIATION, INC. , TARIFF F.C.C. NO. 4 and administered as set forth in 7.2.5 preceding. (T) (x)  
(x)

(x) Filed under authority of Special Permission No. 93-598 of the Federal Communications Commission.

**ACCESS SERVICE**10. Special Federal Government Access Services (Cont'd)10.6 Rates and Charges10.6.1 General

The rates and charges for special offerings to the Federal Government, such as those set forth in 10.5 preceding, are developed on an individual case basis and are set forth in 17.4.5 following. (T)

10.6.2 Voice Grade Special Access

The provision of T-3 and G conditioned services contemplates station and tandem switching operations, using customer provided equipment, as well as Special Access Service. Separate narrowband or voice grade services, where required by the customer provided equipment or switching operation, are furnished in accordance with the applicable sections of this tariff.

10.6.3 Move Charges

- (A) When a service without a termination charge associated with that service, as set forth in 17.4.5 following, is moved to a different building, the nonrecurring charge applies; when moved to a new location in the same building, a charge of one-half of the nonrecurring charge applies. (T)
- (B) When service with a termination charge associated with that service, as set forth in 17.4.5 following, is moved and reinstalled at a new location, the customer may elect: (T)
- to pay the unexpired portion of the termination charge for the service, if any, with the application of a nonrecurring charge and the establishment of a new termination charge for such service at the new location, or (T)
  - to continue service subject to the unexpired portion of the termination charge, if any, and pay the estimated costs of moving such service, provided that the customer requests these charges be quoted prior to ordering the service move. Charges for moving such service will be based on estimated costs attributable to the move. (T)

**ACCESS SERVICE**

10. Special Federal Government Access Services (Cont'd)

10.6 Rates and Charges (Cont'd)

10.6.3 Move Charges (Cont'd)

(B) (Cont'd)

Move charges include the estimated costs of removal, restoration of services or facilities necessitated by the move, transportation, storage, reinstallation, engineering, labor, supervision, materials, administration, and any other specific items of cost directly attributable to the move.



**ACCESS SERVICE****11. Special Facilities Routing of Access Services****11.1 Description**

The services provided under this tariff are provided over such routes and facilities as the Telephone Company may elect. Special Facilities Routing is involved when, in order to comply with requirements specified by the customer, the Telephone Company provides Switched Access Service, Special Access Service or Special Federal Government Access Service in a manner which includes one or more of the following conditions:

**11.1.1 Diversity**

Two or more circuits must be provided over not more than two different physical routes.

**11.1.2 Avoidance**

A circuit(s) must be provided on a route which avoids specified geographical locations.

**11.1.3 Diversity and Avoidance Combined****11.1.4 Cable-Only Facilities**

Certain Voice Grade services are provided on Cable-Only Facilities to meet the particular needs of a customer.

Service is provided subject to the availability of Cable- Only facilities. In the event of service failure, restoration will be made through the use of any available facilities as selected by the Telephone Company.

Avoidance and Diversity are available on Switched Access Service as set forth in Section 6 preceding; Metallic, Telegraph Grade and Voice Grade Special Access Services as set forth respectively in 7.4, 7.5 and 7.6 preceding and Special Federal Government Access Services as set forth in 10.5 preceding. Cable-Only Facilities are available for Switched Access Service as set forth in Section 6 preceding; Voice Grade Special Access Services as set forth in 7.6 preceding and Special Federal Government Access Services as set forth in 10.5 preceding.

## **ACCESS SERVICE**

### 11. Special Facilities Routing of Access Services (Cont'd)

#### 11.1 Description (Cont'd)

In order to avoid the compromise of special routing information, the Telephone Company will provide the required routing information for each specially routed service to only the ordering customer. If requested by the customer, this information will be provided when service is installed and prior to any subsequent changes in routing.

The rates and charges for Special Facilities Routing of Access Services are developed on an individual case basis. Such rates and charges for Special Facilities Routing of Access Services are as set forth in 17.4.6 following and are in addition to all other rates and charges that may be applicable for services provided under other sections of this tariff.

## ACCESS SERVICE

### 12. Specialized Service or Arrangements

(T)

#### 12.1 General

Specialized Service or Arrangements may be provided by the Telephone Company, at the request of a customer, on an individual case basis if such service or arrangements meet the following criteria:

- The requested service or arrangements are not offered under other sections of this tariff.
- The facilities utilized to provide the requested service or arrangements are of a type normally used by the Telephone Company in furnishing its other services.
- The requested service or arrangements are provided within a LATA.
- The requested service or arrangements are compatible with other Telephone Company services, facilities, and its engineering and maintenance practices.
- This offering is subject to the availability of the necessary Telephone Company personnel and capital resources.

Rates and charges and additional regulations if applicable, for Specialized Service or Arrangements are provided on an individual case basis and are as set forth in 17.4.7 following.

**ACCESS SERVICE****13. Additional Engineering, Additional Labor and Miscellaneous Services**

13.1 addresses Additional Engineering. 13.2 addresses Additional Labor (which is comprised of Overtime Installation, Overtime Repair, Standby, Testing and Maintenance with Other Telephone Companies, and Other Labor). 13.3 addresses Miscellaneous Services (which are comprised of Testing Services, Maintenance of Service and Telecommunications Service Restoration Priority). 13.4 addresses Presubscription.

(T)

In this section, normally scheduled working hours are an employee's scheduled work period in any given calendar day (e.g., 8:00 a.m. to 5:00 p.m.) for the application of rates based on working hours.

A Miscellaneous Service Order charge as described in 5.4.2 preceding may be applicable to services ordered from this section.

**13.1 Additional Engineering**

Additional Engineering, including engineering reviews as set forth in 5.4.3 preceding, will be undertaken only after the Telephone Company has notified the customer that additional engineering charges apply as set forth in 17.4.2 following, and the customer agrees to such charges.

Additional Engineering will be provided by the Telephone Company at the request of the customer only when:

- (A) A customer requests additional technical information after the Telephone Company has already provided the technical information normally included on the Design Layout Report (DLR) as set forth in 6.1.5 and 7.1.6 preceding.
- (B) Additional Engineering time is incurred by the Telephone Company to engineer a customer's request for a customized service as set forth in 7.1.2 preceding.
- (C) A customer requested Design Change requires the expenditure of Additional Engineering time. Such additional engineering time is incurred by the Telephone Company for the engineering review as set forth in 5.4.3 preceding. The charge for additional engineering time relating to the engineering review, which is undertaken to determine if a design change is indeed required, will apply whether or not the customer authorizes the Telephone Company to proceed with the Design Change. In this case the Design Change charge, as set forth in 17.4.1(B) following, does not apply unless the customer authorizes the Telephone Company to proceed with the Design Change.

(T)

(T)

(T)

**ACCESS SERVICE**13. Additional Engineering, Additional Labor and Miscellaneous Services (Cont'd)13.2 Additional Labor

Additional Labor is that labor requested by the customer on a given service and agreed to by the Telephone Company as set forth in 13.2.1 through 13.2.5 following. The Telephone Company will notify the customer that additional labor charges as set forth in 17.4.3 following will apply before any Additional Labor is undertaken. A call-out of a Telephone Company employee at a time not consecutive with the employee's scheduled work period is subject to a minimum charge of four hours. When provisioning or restoring Telecommunications Service Priority services, the Telephone Company will, when possible, notify the customer of the applicability of these Additional Labor charges. (T)

13.2.1 Overtime Installation

Overtime installation is that Telephone Company installation effort outside of normally scheduled working hours.

13.2.2 Overtime Repair

Overtime repair is that Telephone Company effort performed outside of normally scheduled working hours.

13.2.3 Standby

Standby includes all time in excess of one-half (1/2) hour during which Telephone Company personnel standby to make installation acceptance tests or cooperative tests with a customer to verify facility repair on a given service. (T)  
(T)  
(T)

13.2.4 Testing and Maintenance with Other Telephone Companies

Additional testing, maintenance or repair of facilities which connect other telephone companies is that which is in addition to the normal effort required to test, maintain or repair facilities provided solely by the Telephone Company.

13.2.5 Other Labor

Other labor is that additional labor not included in 13.2.1 through 13.2.4 preceding and labor incurred to accommodate a specific customer request that involves only labor which is not covered by any other section of this tariff.

**ACCESS SERVICE**13. Additional Engineering, Additional Labor and Miscellaneous Services (Cont'd)13.3 Miscellaneous Services13.3.1 Testing Services

Testing Services offered under this section of the tariff are optional and subject to rates and charges as set forth in 17.4.4 following. A call-out of a Telephone Company employee at a time not consecutive with the employee's scheduled work period is subject to a minimum charge of four hours. Other testing services, as described in 6.2.4 and 7.1.7 preceding, are provided by the Telephone Company in association with Access Services and are furnished at no additional charge. (T)

Testing services are normally provided by Telephone Company personnel at Telephone Company locations; however, provisions are made in (B)(2) following for a customer to request Telephone Company personnel to perform Testing Services at the customer designated premises. (T)  
(T)

The offering of Testing Services under this section of the tariff is made subject to the availability of the necessary qualified personnel and test equipment at the various test locations mentioned in (A) and (B) following.

(A) Switched Access Service

Testing Services for Switched Access are comprised of (a) tests which are performed during the installation of a Switched Access Service, (i.e., Acceptance Tests), (b) tests which are performed after customer acceptance of such access services and which are without charge (i.e., routine testing) and (c) additional tests which are performed during or after customer acceptance of such access services and for which additional charges apply, (i.e., Additional Cooperative Acceptance Tests and in-service tests). (T)  
(T)  
(T)  
(T)  
(T)

**ACCESS SERVICE**13. Additional Engineering, Additional Labor and Miscellaneous Services (Cont'd)13.3 Miscellaneous Services (Cont'd)13.3.1 Testing Services (Cont'd)(A) Switched Access Service (Cont'd)

Routine tests are those tests performed by the Telephone Company on a regular basis, as set forth in 6.2.4 preceding which are required to maintain Switched Access Service. Additional in-service tests may be done on an automatic basis (no Telephone Company or customer technicians involved), on a manual basis (Telephone Company technician(s) involved at Telephone Company office(s) and Telephone Company or customer technician(s) involved at the customer designated premises).

Testing services are ordered to the Dial Tone Office for FGA, to the access tandem or end office for FGB (wherever the FGB service is ordered) and to the end office for FGs C and D. Testing Services for Directory Assistance Service not routed through an access tandem is ordered to a Directory Assistance Location for each NPA.

(1) Additional Cooperative Acceptance Testing

Additional Cooperative Acceptance Testing of Switched Access Service involves the Telephone Company provision of a technician at its office(s) and the customer provision of a technician at its premises, with suitable test equipment to perform the required tests.

Additional Cooperative Acceptance Tests may, for example, consist of the following tests:

- o Impulse Noise
- o Phase Jitter
- o Signal to C-Notched Noise Ratio
- o Intermodulation (Nonlinear) Distortion
- o Frequency Shift (Offset)
- o Envelope Delay Distortion
- o Dial Pulse Percent Break

**ACCESS SERVICE**13. Additional Engineering, Additional Labor and Miscellaneous Services (Cont'd)13.3 Miscellaneous Services (Cont'd)13.3.1 Testing Services (Cont'd)(A) Switched Access Service (Cont'd)(2) Additional Automatic Testing

Additional Automatic Testing (AAT) of Switched Access Services (Feature Groups B, C and D), is a service where the customer provides remote office test lines and 105 test lines with associated responders or their functional equivalent. The customer may order, at additional charges, gain-slope and C-notched noise testing and may order the routine tests (1004 Hz loss, C-Message Noise and Balance) on an as-needed or more than routine schedule. (T)

The Telephone Company will provide an AAT report that lists the test results for each trunk tested. Trunk test failures requiring customer participation for trouble resolution will be provided to the customer on an as- occurs basis.

The Additional Tests, (i.e., gain slope, C- notched noise, 1004 Hz loss, C-message noise and balance) may be ordered by the customer at additional charges, 60 days prior to the start of the customer prescribed schedule. The rates for Additional Automatic Tests are as set forth in 17.4.4(B) following.



**ACCESS SERVICE**13. Additional Engineering, Additional Labor and Miscellaneous Services (Cont'd)13.3 Miscellaneous Services (Cont'd)13.3.1 Testing Services (Cont'd)(A) Switched Access Service (Cont'd)(3) Additional Manual Testing

Additional Manual Testing (AMT) of Switched Access Services (Feature Groups A, B, C, and D and Directory Access Service not routed through an access tandem), is a service where the Telephone Company provides a technician at its office(s) and the Telephone Company or customer provides a technician at the customer designated premises, with suitable test equipment to perform the required tests. Such additional tests will normally consist of gain-slope and C-notched noise testing. However, the Telephone Company will conduct any additional tests which the IC may request.

The Telephone Company will provide an AMT report listing the test results for each trunk tested. Trunk test failures requiring customer participation for trouble resolution will be provided to the customer on a per occurrence basis.

The Additional Manual Tests may be ordered by the customer at additional charges, 60 days prior to the start of the testing schedule as mutually agreed to by the customer and the Telephone Company.

The rates for Additional Manual Testing are as set forth in 17.4.4(C) following.

**ACCESS SERVICE**

13. Additional Engineering, Additional Labor and Miscellaneous Services (Cont'd)

13.3 Miscellaneous Services (Cont'd)

13.3.1 Testing Services (Cont'd)

(A) Switched Access Service (Cont'd)

(4) Obligations of the Customer

- (A) The customer shall provide the Remote Office Test Line priming data to the Telephone Company, as appropriate, to support routine testing as set forth in 6.2.4(B) preceding or AAT as set forth in 13.3.1(A)(2) preceding.
- (B) The customer shall make the facilities to be tested available to the Telephone Company at times mutually agreed upon.

**ACCESS SERVICE**13. Additional Engineering, Additional Labor and Miscellaneous Services (Cont'd)13.3 Miscellaneous Services (Cont'd)13.3.1 Testing Services (Cont'd)(B) Special Access Service

The Telephone Company will provide assistance in performing specific tests requested by the customer.

## (1) Additional Cooperative Acceptance Testing

When a customer provides a technician at its premises or at an end user's premises, with suitable test equipment to perform the requested tests, the Telephone Company will provide a technician at its office for the purpose of conducting Additional Cooperative Acceptance Testing on Voice Grade Services. At the customer's request, the Telephone Company will provide a technician at the customer's premises or at the end user premises. These tests may, for example, consist of the following:

- Attenuation Distortion (i.e., frequency response)
- Intermodulation Distortion (i.e., harmonic distortion)
- Phase Jitter
- Impulse Noise
- Envelope Delay Distortion
- Echo Control
- Frequency Shift

## ACCESS SERVICE

### 13. Additional Engineering, Additional Labor and Miscellaneous Services (Cont'd)

#### 13.3 Miscellaneous Services (Cont'd)

##### 13.3.1 Testing Services (Cont'd)

##### (B) Special Access Service (Cont'd)

##### (2) Additional Manual Testing

The Telephone Company will provide a technician at its premises, and the Telephone Company or customer will provide a technician at the customer's designated premises with suitable test equipment to perform the requested tests.

##### (3) Obligation of the Customer

When the customer subscribes to Testing Service as set forth in this section, the customer shall make the facilities to be tested available to the Telephone Company at times mutually agreed upon.

(T)

**ACCESS SERVICE**13. Additional Engineering, Additional Labor and Miscellaneous Services (Cont'd)13.3 Miscellaneous Services (Cont'd)13.3.2 Maintenance of Service

- (A) When a customer reports a trouble to the Telephone Company for clearance and no trouble is found in the Telephone Company's facilities, the customer shall be responsible for payment of a Maintenance of Service charge as set forth in 17.4.4(F) following for the period of time from when Telephone Company personnel are dispatched, at the request of the customer, to the customer designated premises to when the work is completed. Failure of Telephone Company personnel to find trouble in Telephone Company facilities will result in no charge if the trouble is actually in those facilities, but not discovered at the time.
- (B) The customer shall be responsible for payment of a Maintenance of Service charge when the Telephone Company dispatches personnel to the customer designated premises, and the trouble is in equipment or communications systems provided by other than the Telephone Company or in detariffed CPE provided by the Telephone Company.

In either (A) or (B) preceding, no credit allowance will be applicable for the interruption involved if the Maintenance of Service Charge applies.

13.3.3 Telecommunications Service Priority - TSP

- (A) Priority installation and/or restoration of National Security Emergency Preparedness (NSEP) telecommunications services shall be provided in accordance with Part 64.401, Appendix A, of the Federal Communications Commission's (FCC's) Rules and Regulations.

In addition, TSP System service shall be provided in accordance with the guidelines set forth in "Telecommunications Service Priority (TSP) System for National Security Emergency Preparedness (NSEP) Service Vendor Handbook" (NCSH 3-1-2) dated July 9, 1990, and "Telecommunications Service Priority System for National Security Emergency Preparedness Service User Manual" (NCSM 3-1-1) .

(x)  
|  
(x)  
  
(x)  
|  
(x)

- (x) Filed under authority of Special Permission No. 93-598 of the Federal Communications Commission.

**ACCESS SERVICE**13. Additional Engineering, Additional Labor and Miscellaneous Services (Cont'd)13.3 Miscellaneous Services (Cont'd)13.3.3 Telecommunications Service Priority - TSP (Cont'd)

(T)

The TSP System is a service, developed to meet the requirements of the Federal Government, as specified in the Service Vendor's Handbook and Service User's Manual which provides the regulatory, administrative and operational framework for the priority installation and/or restoration of NSEP telecommunications services. These include both Switched and Special Access Services. The TSP System applies only to NSEP telecommunications services, and requires and authorizes priority action by the Telephone Company providing such services.

(x)  
(x)

For Switched Access Service, the TSP System's applicability is limited to those services which the Telephone Company can discreetly identify for priority provisioning and/or restoration.

- (B) A Telecommunications Service Priority charge applies as set forth in 17.4.4 when a request to provide or change a Telecommunications Service Priority is received subsequent to the issuance of an Access Order to install the service.

Additionally, a Miscellaneous Service Order Charge as set forth in 17.4.1 will apply to Telecommunications Service Priority requests that are ordered subsequent to the initial installation of the associated access service.

A Telecommunications Service Priority charge does not apply when a Telecommunications Service Priority is discontinued or when ordered coincident with an Access Order to install or change service.

In addition, Additional Labor rates as set forth in 17.4.3 may be applicable when provisioning or restoring Switched or Special Access Services with Telecommunications Service Priority.

When the customer requests an audit or a reconciliation of the Telephone Company's Telecommunications Service Priority records, a Miscellaneous Service Order Charge as set forth in 17.4.1 (D) and Additional Labor rates as set forth in 17.4.3 are applicable.

- (x) Filed under authority of Special Permission No. 93-598 of the Federal Communications Commission.

## ACCESS SERVICE

### 13. Additional Engineering, Additional Labor and Miscellaneous Services (Cont'd)

#### 13.3 Miscellaneous Services (Cont'd)

##### 13.3.4 Miscellaneous Equipment

##### (A) Controller Arrangement

This arrangement enables the customer to control up to 48 transfer functions at a Telephone Company central office via a remote keyboard terminal capable of either 300 or 1200 bps operation. Included as part of the Controller Arrangement is a dial-up data station located at the Telephone Company Central Office to provide access to the Controller Arrangement. This dial-up data station consists of a 212A DATAPHONE data set and an appropriate Telephone Company provided channel.

The Controller Arrangement must be located in the same Telephone Company central office as the transfer functions which it controls.

Charges for the Controller Arrangement are set forth in 17.4.4(H) following.

**ACCESS SERVICE**13. Additional Engineering, Additional Labor and Miscellaneous Services (Cont'd)13.4 Presubscription

Pursuant to the Federal Communications Commission's Memorandum Opinion and Order, CC Docket No. 83-1145, Phase I, adopted May 31, 1985, and released June 12, 1985, the Allocation Plan, outlined in the Appendix B of this Order, will be available for inspection in the Public Reference Room of the Tariff Division at the Federal Communications Commission's Washington, D.C., location or may be obtained from the Commission's commercial contractor.

(A) Presubscription is the process by which end user customers may select and designate to the Telephone Company an IC to access, without an access code, for interLATA calls. This IC is referred to as the end user's predesignated IC. (C)

(B) On the effective date of this tariff, all existing end users have access to interstate MTS/WATS. No later than 85 days prior to conversion to Feature Group D in a serving end office, the Telephone Company will notify end users of the availability of equal access in their particular area. The notification will include the names of all ICs wishing to participate in the presubscription process. This notification will be sent via U.S. Mail to each end user of record served by the end office to be converted.

(C) End users may select one of the following options at no charge:

- indicate a primary IC for all of its lines,
- indicate a different IC for each of its lines.

Only one IC may be selected for each line or lines terminating in the same hunt group.

End users may designate that they do not want to presubscribe to any IC. The end user must arrange this designation by directly notifying the Telephone Company's business office. This choice will require the end user to dial an access code (10XXX or 101XXXX) for all interLATA calls. (C)

After the end user's initial selection of a predesignated IC or the designation that they do not want to presubscribe to any IC, for any change in selection after conversion to Equal Access in the serving end office, a nonrecurring charge, as set forth in 13.4(J) following applies. (T)

Transmittal No. 111



**ACCESS SERVICE**13. Additional Engineering, Additional Labor and Miscellaneous Services (Cont'd)13.4 Presubscription (Cont'd)

- (D) End users not responding to the initial notification will be sent a second notification for the selection of a predesignated IC no earlier than 40 days prior to or no later than 90 days after the conversion to Equal Access in a serving end office. This second notification will indicate the primary IC that has been assigned to them if they fail to respond to the second notification.

After the allocation process has been completed, end users assigned to an IC via the allocation process may change their IC one time within 6 months after conversion to Equal Access in the serving end office at no charge.

Following the six month period after conversion to Equal Access for any change in selection, a nonrecurring charge as set forth in 13.4(J) following, applies.

(T)

- (E) When an end user indicates more than one IC selection on the return notification or returns an illegible return notification, the Telephone Company will contact the end user for clarification. If the end user indicates an IC selection on the return notification that does not match with information provided by an IC and both notifications indicate the same authorization date, the end user's notification takes precedence and the Telephone Company will process the end user's selection. In the event that two or more ICs provide to the Telephone Company notifications with the same authorization date and neither notification has been processed, the Telephone Company will contact the end user for clarification. A list of these end users in conflict must be sent to the affected IC by the Telephone Company.

In the event that two or more ICs have provided to the Telephone Company notifications with the same authorization date(s), and one IC notification has already been processed by the Telephone Company, those IC notifications not yet processed would be returned to the ICs.

Transmittal No. 111

**ACCESS SERVICE**13. Additional Engineering, Additional Labor and Miscellaneous Services (Cont'd)13.4 Presubscription (Cont'd)

- (F) New end users who are served by end offices equipped with Feature Group D will be asked to presubscribe to an IC at the time they place an order with the Telephone Company for Telephone Exchange Service. They may select either of the following options. There will be no charge for this initial selection.

- designate a primary IC for all of its lines,
- designate a different IC for each of its lines.

Only one IC may be selected for each individual line, or lines terminating in the same hunt group. Subsequent to the installation of Telephone Exchange Service and after the end user's initial selection of a predesignated IC, for any change in selection, a nonrecurring charge, as set forth in 13.4(J) following, applies. (T)

- (G) If the new end user fails to designate an IC as its predesignated IC prior to the date of installation of Telephone Exchange Service, the Telephone Company will (1) allocate the end user to an IC based upon current IC presubscription ratios, (2) require the end user to dial an access code (10XXX or 101XXXX) for all interLATA calls, or (3) block the end user from interLATA calling. The end user will be notified which option will be applied if they fail to presubscribe to an IC. An allocated or blocked end user may designate another, or initial, IC as its predesignated IC one time at no charge, if it is requested within six months after the installation of Telephone Exchange Service. (C)

For any change in selection after 6 months from the installation of Telephone Exchange Service, a nonrecurring charge, as set forth in 13.4(J) following applies. (T)

Transmittal No. 111

**ACCESS SERVICE**13. Additional Engineering, Additional Labor and Miscellaneous Services (Cont'd)13.4 Presubscription (Cont'd)

- (H) If an IC elects to discontinue its Feature Group D Service offering prior to or within 2 years of the conversion, the IC will notify the Telephone Company of the cancellation. The IC will also notify all end users which selected them that they are cancelling their service and that they should contact the Telephone Company to select a new primary IC. The IC will also inform the end user that it will pay the presubscription change charge. The cancelling IC will then be billed by the Telephone Company the nonrecurring charge set forth in Section 13.4(J) following for each end user for a period of two years from the discontinuance of Feature Group D service. (C)  
(C)
- (I) If an IC elects to change or discontinue use of a Carrier Identification Code (CIC) for any reasons other than those set forth in (H) above, the IC will identify to the Telephone Company any affected end users and advise the Telephone Company of the new CIC to be assigned to these end users. If the CIC change involves a change of carrier for any end users, the IC will notify the affected end users of the change. The telephone company will change the predesignated carrier code of each end user identified by the IC to the new CIC and bill the IC the nonrecurring charge set forth in 13.4(J) following for each end user line or trunk that is changed. (T)
- (J) As specified above, a nonrecurring charge will apply for subsequent changes to the end user's selection of a predesignated IC (PIC), including the establishment or removal of a no PIC selection. The nonrecurring charge to process a PIC change request is bifurcated into four (4) separate nonrecurring charges and applies as follows: (N)
- (1) A nonrecurring charge, as set forth in Section 17.4.4(I)(1), following, applies when the PIC change request is submitted to the Telephone Company through manual methods.
  - (2) A nonrecurring charge, as set forth in Section 17.4.4(I)(2), following, applies when the PIC change request is submitted to the Telephone Company through electronic methods.
  - (3) A nonrecurring charge, as set forth in Section 17.4.4(I)(3), following, applies to the PIC change when a request submitted to the Telephone Company through manual methods requests a simultaneous change to both the interLATA PIC and intraLATA PIC selections.
  - (4) A nonrecurring charge, as set forth in Section 17.4.4(I)(4), following, applies to the PIC change when a request submitted to the Telephone Company through electronic methods requests a simultaneous change to both the interLATA PIC and intraLATA PIC selections. (N)

Transmittal No. 111

**ACCESS SERVICE**

13. Additional Engineering, Additional Labor and Miscellaneous Services (Cont'd)

13.4 Presubscription (Cont'd)

(J) (Cont'd)

As used above, manual methods are (i) all personal interaction between an end user, or a person acting on behalf of the end user, and a Telephone Company employee and (ii) any facsimile or written submissions from an end user, or a person acting on behalf of the end user, to a Telephone Company service center. Electronic methods shall include all other methods. If a PIC change request utilizing an electronic method results in manual processing, the electronic nonrecurring charge shall apply upon completion of the request.

(T)

(N)

(N)

Transmittal No. 111

## ACCESS SERVICE

### 13. Additional Engineering, Additional Labor and Miscellaneous Services (Cont'd)

13.5

#### 13.6 Unauthorized Predesignated Interexchange Carrier (PIC) Change

(T)

For purposes of this section, a subscriber is defined as:

- the party identified in the account records of the Telephone Company as responsible for payment of the telephone bill, or
- any adult person authorized by such party to change telecommunications services or to charge services to the account, or
- any person contractually or otherwise lawfully authorized to represent such party.

If an IC requests a PIC change on behalf of a subscriber and the subscriber subsequently denies requesting the change; the Telephone Company will:

- Notify both carriers involved in the unauthorized change allegation made by the subscriber. This notification must include the identity of both carriers.
- Direct the subscriber to the appropriate state regulatory agency or the Federal Communications Commission to file a complaint.
- Inform the subscriber that if he or she has not already paid charges to the unauthorized carrier, he or she is not required to pay for any charges incurred for the first 30 days after the unauthorized change.

13.7

Transmittal No. 111

**ACCESS SERVICE**

13. Additional Engineering, Additional Labor and Miscellaneous Services (Cont'd)

13.7

(D)

(D)

13.8 Blocking Service

13.8.1 International Blocking Service

The Telephone Company will provide International Blocking Service to customers who obtain local exchange service from the Telephone Company under its general or local exchange tariffs and to customers who obtain Feature Group A Switched Access service under this

**ACCESS SERVICE**13. Additional Engineering, Additional Labor and Miscellaneous Services (Cont'd)13.8 Blocking Service (Cont'd)13.8.1 International Blocking Service (Cont'd)

tariff. This service is only provided at appropriately equipped Telephone Company end offices. Those offices providing International Blocking Service are identified in NATIONAL EXCHANGE CARRIER ASSOCIATION, INC. TARIFF F.C.C. NO. 4.

(x)

(x)

On each line or trunk for which International Blocking Service is ordered, the Telephone Company will block all direct dialed international calls that use the call sequence of 011+ or 10XXX-011+ or 101XXX-011+. When capable, the Telephone Company will route the blocked calls to a recorded message.

(C)

An International Blocking Service charge as set forth in 17.4.4(K) following is applicable for each new or existing exchange line or trunk or Feature Group A Switched Access line to which International Blocking Service is added or removed. This charge does not apply when blocking is removed from an exchange line or trunk or Feature Group A Switched Access line at the same time that it is disconnected.

A Miscellaneous Service Order Charge as set forth in 17.4.1(D) will apply to orders adding or removing International Blocking Service that are placed subsequent to the initial installation of the associated exchange line(s) or trunk(s) or Feature Group A Switched Access line(s). This charge does not apply when blocking is removed from an exchange line or trunk or Feature Group A Switched Access line at the same time that it is disconnected.

(x) Filed under authority of Special Permission No. 93-598 of the Federal Communications Commission.

**ACCESS SERVICE**13. Additional Engineering, Additional Labor and Miscellaneous Services (Cont'd)13.8 Blocking Service (Cont'd)13.8.2 900 Blocking Service

The Telephone Company will provide 900 Blocking Service to customers who obtain local exchange service from the Telephone Company under its general or local exchange tariffs and to customers who obtain Feature Group A Switched Access service under this tariff. This service is only provided at appropriately equipped end offices. Those offices providing 900 Blocking Service are identified in NATIONAL EXCHANGE CARRIER ASSOCIATION, INC. TARIFF F.C.C. NO. 4.

On each line or trunk for which 900 Blocking Service is ordered, the Telephone Company will block all direct dialed calls placed to a 900 number. When capable, the Telephone Company will route the blocked calls to a recorded message.

A Blocking Service charge as set forth in 17.4.4(K) following is applicable when ordered by the end user customer with the following exceptions:

- Blocking access to 900 Service is offered to all subscribers at no charge from November 1, 1993 through December 31, 1993.
- Blocking access to 900 Service is offered to all subscribers at no charge at the time telephone service is established at a new number and for 60 days thereafter.

The Blocking Service charge is applied for each line, trunk, or Feature Group A Switched Access service to which 900 Blocking Service is added or removed. Requests by subscribers to remove 900 Blocking Service must be in writing. This charge does not apply when blocking is removed from an exchange line or trunk or Feature Group A Switched Access line at the same time that it is disconnected .

(N)

(N)



**ACCESS SERVICE**13. Additional Engineering, Additional Labor and Miscellaneous Services (Cont'd)13.9 Billing Name and Address Service13.9.1 General Description

- (A) Billing Name and Address (BNA) Service is the provision by the Telephone Company to an interstate service provider who is a customer of the Telephone Company of the complete billing name, street address, city or town, state and zip code for a telephone number assigned by the Telephone Company. An interstate telecommunications service provider is defined as an interexchange carrier, an operator service provider, an enhanced service provider or any other provider of interstate telecommunications services. (C)
- (B) BNA Service is provided only for the purposes of allowing customers to bill their end users for telephone services provided by the customer, order entry and customer service information, fraud prevention, identification of end users who have moved to a new address, any purpose associated with equal access requirements, and information associated with Local Exchange Carrier (LEC) calling card calls, collect calls and third party calls. BNA information may not be resold or used for any other purpose including, but not limited to, marketing or merchandising activities.
- (C) BNA information associated with listed/published telephone numbers will be provided. Requests for BNA information associated with non-published and unlisted telephone numbers will be provided, unless the subscriber to a non-published or unlisted telephone number has affirmatively requested that its BNA not be disclosed.

**ACCESS SERVICE**13. Additional Engineering, Additional Labor and Miscellaneous Services (Cont'd)13.9 Billing Name and Address Service (Cont'd)13.9.2 Undertaking of the Telephone Company

- (A) A standard format for the receipt of BNA requests and the provision of BNA information will be established by the Telephone Company.
- (B) Standard response to BNA requests will be by First Class Mail. Standard format will be on paper. (C)
- (C) Where facilities are available, BNA will be provided in digitally encoded formats on digital data storage devices. Telephone Companies providing BNA in digitally encoded formats will make available one or more of the following digital data storage devices for transmission of the BNA data: magnetic tapes, compact discs (CDs), 3.5 inch floppy discs and/or Internet transmitted file. Individual Telephone Company availability of optional digital formats and transmission media are indicated in the Telephone Company's respective Section 17.4.4 rate section for BNA. (N)
- (D) Where facilities are available, the customer may request an optional specialized output format required to meet a specific customer need. (T)
- (E) The Telephone Company will make every effort to provide accurate and complete BNA data. The Telephone Company makes no warranties, expressed or implied, as to the accuracy or completeness of this information. (T)
- (F) The Telephone Company will not disclose BNA information to parties other than interstate telecommunications service providers as defined in 13.9.1(A), preceding, and their authorized billing agents. An authorized billing agent means a third party hired by a telecommunications service provider to perform billing and collection services for the telecommunications service provider. BNA disclosure is limited to those purposes as defined in 13.9.1(B), preceding. (T)  
(C)
- (G) The Telephone Company reserves the right to request from an interstate service provider who has placed an order for BNA service, the source data upon which the interstate service provider has based the order. This request is made to ensure that the BNA information is to be used only for purposes as described in 13.9.1(B), preceding. The Telephone Company will not process the order until such time as the interstate service provider supplies the requested data. (T)

**ACCESS SERVICE**13. Additional Engineering, Additional Labor and Miscellaneous Services (Cont'd)13.9 Billing Name and Address Service (Cont'd)13.9.3 Obligations of the Customer

- (A) The customer shall order BNA Service on a separate BNA Order. The order must identify both the customer's authorized representative and the address to which the information is to be sent.
- (B) The customer shall treat all BNA information as confidential. The customer shall insure that BNA information is used only for the purposes as described in 13.9.1(B), preceding. (C)
- (C) The customer shall not publicize or represent to others that the Telephone Company jointly participates with the customer in the development of the customer's end user records it assembles through the use of BNA Service.
- (D) Upon requests, the customer will provide to the Telephone Company the source data upon which the customer has based an order from BNA service. The Telephone Company will not process the order until such time as the customer provides the requested data.

13.9.4 Rate Regulations

- (A) For each order for BNA information received by the Telephone Company, a BNA Order Charge applies. In addition, a charge applies for each customer specific record provided. The BNA Order Charge and the Per Record Charge are specified in 17.4.4 following.
- (B) Where available, the customer may order the response in a digitally encoded format on a digital data storage device. For each type of digital data storage device that is available from a Telephone Company, an Optional Charge is specified in the respective Telephone Company's Section 17.4.4 BNA rate section. The Optional Charge for the digital data device is in addition to the BNA Order Charge and the BNA Record Charge. (C)
- (C) Where available, the customer may order an output format other than a standard paper format or digital data device listed in Section 17.4.4 in order to meet a customer's specific requirement. This option is subject to an hourly programming charge as specified in 17.4.4 following and is in addition to the BNA Order Charge and the BNA Record Charge. (C)

**ACCESS SERVICE**13. Additional Engineering, Additional Labor and Miscellaneous Services (Cont'd)13.10 Originating Line Screening (OLS) Service

(S) (y)

The Telephone Company will provide OLS Service to aggregators and other customers who obtain local exchange service from the Telephone Company under its general or local exchange tariff. OLS service enables customers to determine whether there are billing restrictions on exchange service lines from which a call originates. OLS service delivers codes on operator assisted calls made from aggregator locations to identify, calls originating from privately owned payphones, inmate locations, and hotels/motels, etc.

OLS Service is provided at no charge when ordered with the installation of new local exchange service. However, when an OLS code is added to an existing exchange service line, a charge is applied as set forth in 17.4.4(M). This charge is applied for each exchange service line to which an OLS code is assigned. The customer must specify the number of exchange service lines and each individual telephone number equipped.

A Miscellaneous Service Order Charge as set forth in 17.4.1(D) will apply to orders adding OLS codes that are placed subsequent to the initial installation of the associated exchange service line. This charge does not apply when OLS codes are removed from an exchange service line at the same time that the exchange service line is disconnected.

OLS codes may be delivered using Line Information Database (LIDB) or Flexible Automatic Number Identification (Flex ANI) technology. Those telephone companies delivering OLS codes using LIDB are identified in NATIONAL EXCHANGE CARRIER ASSOCIATION, INC. TARIFF F.C.C. NO. 4, as are those companies delivering OLS codes using Flex ANI.

13.11 Nonchargeable Confirmation Services13.11.1 Billed Number Screening (BNS)

At the request of the customer, the Telephone Company business office will confirm BNS codes associated with a line to which a call is to be billed.

13.11.2 Originating Line Screening (OLS)

At the request of the customer, the Telephone Company business office will confirm OLS codes associated with an exchange service line from which a call originates.

(S) (y)

(y) All material coded with an "S" was originally filed under Transmittal No. 19 on January 8, 1997 to become effective on February 22, 1997.

**ACCESS SERVICE****13. Additional Engineering, Additional Labor and Miscellaneous Services (Cont'd)****13.12 Coin Supervision Additive Service**

The Telephone Company will provide Coin Supervision Additive Service to Payphone Service Providers (PSPs) who order local exchange service lines for the provision of pay telephone service and where the pay telephone equipment connected to the local exchange service lines requires central office coin supervision capability. The local exchange service lines used for the provision of pay telephone service are obtained from and subject to the terms and conditions under the Telephone Company's general and/or local tariffs.

Coin Supervision Additive Service provides the capability of central office line equipment to pass signals and/or tones from an exchange service line to a trunk terminating at the PSP's operator service provider. These signals enable an operator service provider to recognize coin deposits and return coins to the pay telephone user. Coin Supervision Additive Service also permits a suitably equipped operator service provider to automatically ring back the originating exchange service line upon completion of a call.

A Coin Supervision Additive Service charge as set forth in 17.4.4(N) following is assessed monthly to the PSP for each exchange service line for which Coin Supervision Additive Service is provided.

**13.13 Central Office Blocking Service**

Central Office Blocking With Operator Screening - Central office blocking with operator screening is offered to provide a choice of restrictions at the subscriber's option. These options will be available where line controlled public telephone service is provided on a usage rate service basis. Options are as follows:

Option 1 - Two-Way Service. Provides that third number and collect calls to Line Controlled Public Telephone Service are not allowed.

Option 2 - Two-Way Service. Provides screening information to the operator to prevent operator assisted sent-paid calls from being billed to the line. Further, third number and collect calls to Line Controlled Public Telephones are not allowed.

Option 3 - Two-Way Service. Provides central office blocking of seven digit local and 976 calls. Provides screening information to the operator to prevent operator assisted sent-paid calls from being billed to the lines. Further, third number and collect calls to Line Controlled Public Telephones are not allowed.

Option 4 - Two-Way Service. Provides central office blocking of 976 calls. Provides screening information to the operator to prevent operator-assisted sent-paid calls from being billed to the line. Further, third number and collect calls to Line Controlled Public Telephones are not allowed.

Option 5 - Two-Way Service. Provides central office blocking of sent-paid international calling upon certification by the payphone provider that the incidence of fraud in such calling is high. This service may be offered individually or in addition to either of the four options preceding.

(N)

(N)

**ACCESS SERVICE**13. Additional Engineering, Additional Labor and Miscellaneous Services (Cont'd)13.14 Flexible Automatic Number Identification (Flex ANI)

The Telephone Company will provide Flex ANI Service to Payphone Service Providers (PSPs) who order tariffed local exchange service lines for the provision of pay telephone service. The local exchange service lines used for the provision of pay telephone service are obtained from and subject to the terms and conditions under the Telephone Company's general and/or local tariffs.

Flex ANI is a Common Switching Optional Feature that enhances the existing Automatic Number Identification (ANI) optional feature (described in 6.9.1 (F) preceding) by allowing FGD customers to receive additional information digits. Flex ANI provides additional information digits (described in 6.9.1 (AA) preceding). Flex ANI is available in suitably equipped end offices.

A monthly recurring charge, as set forth in 17.4.4(O) following, is associated with Flex ANI service. A Miscellaneous Service Order Charge as set forth in 17.4.1(D) will apply to orders for Flex ANI service placed subsequent to the initial installation of the associated exchange service line.

(N)

(N)

## ACCESS SERVICE

13. Additional Engineering, Additional Labor and Miscellaneous Services (Cont'd)

### 13.15 Local Number Portability

Where facilities permit, Local Number Portability (LNP) provides an end user of local exchange telecommunications service the ability to retain its existing local exchange service telephone number (TN) when changing from one telecommunications service provider to another, provided the end user remains at the same location. LNP also allows an end user the ability to complete calls to numbers that have been ported from one telecommunications service provider to another. LNP capability will be activated in Telephone Company end office or tandem switches based upon receipt of a request by another local exchange telecommunications carrier. The Telephone Company will identify its LNP capable serving wire centers in the NATIONAL EXCHANGE CARRIER ASSOCIATION, INC. TARIFF F.C.C. No. 4. The technical specifications for Local Number Portability are contained in Telcordia Technologies Technical Reference GR-2936-CORE.

(M) (T)

(C)

(C)

### 13.15.1 LNP End User Service

(A)	Description
1	...
2	...
3	...
4	...
5	...
6	...
7	...
8	...
9	...
10	...
11	...
12	...
13	...
14	...
15	...
16	...
17	...
18	...
19	...
20	...
21	...
22	...
23	...
24	...
25	...
26	...
27	...
28	...
29	...
30	...
31	...
32	...
33	...
34	...
35	...
36	...
37	...
38	...
39	...
40	...
41	...
42	...
43	...
44	...
45	...
46	...
47	...
48	...
49	...
50	...
51	...
52	...
53	...
54	...
55	...
56	...
57	...
58	...
59	...
60	...
61	...
62	...
63	...
64	...
65	...
66	...
67	...
68	...
69	...
70	...
71	...
72	...
73	...
74	...
75	...
76	...
77	...
78	...
79	...
80	...
81	...
82	...
83	...
84	...
85	...
86	...
87	...
88	...
89	...
90	...
91	...
92	...
93	...
94	...
95	...
96	...
97	...
98	...
99	...
100	...

The LNP End User Charge applies to local exchange service end users, resellers of the Telephone Company's local exchange service, line side access customers, and purchasers of unbundled switch ports that are served by either:

- an LNP capable serving wire center or
- a non-LNP capable serving wire center that provides local exchange service through an Extended Area Service arrangement with either:
  - one of the 100 largest metropolitan statistical areas, or
  - an adjacent LNP capable local exchange carrier.

The LNP End User Charge recovers the Telephone Company's costs directly related to implementing and providing LNP.

(M) (T)

**ACCESS SERVICE**13. Additional Engineering, Additional Labor and Miscellaneous Services (Cont'd)13.15 Local Number Portability (Cont'd)

(M) (T)

13.15.1 LNP End User Service (Cont'd)

## (B) Rate Regulations

The Telephone Company will bill a monthly LNP End User Charge as set forth in 17.4.4, following with the following exceptions:

- Each PBX trunk shall be assessed the equivalent of nine monthly LNP End User Charges as specified in 17.4.4, following.
- Each ISDN PRI arrangement shall be assessed the equivalent of five monthly LNP End User Charges as specified in 17.4.4, following.
- Lifeline end user customers shall not be assessed the LNP End User Charge.

The Telephone Company will recover the LNP End User Charge for a 60 month period beginning with the effective date of the rate as specified therein.

(M) (T)



**ACCESS SERVICE**13. Additional Engineering, Additional Labor and Miscellaneous Services (Cont'd)13.15 Local Number Portability (Cont'd)13.15.2 LNP Query Service

(M) (T)

(A) Description

LNP Query Service uses Advanced Intelligent Network (AIN) technology and the Common Channel Signaling (CCS) network to query an LNP database to obtain network routing instructions before completion of a call. The LNP database contains all of the TNs within an NXX and the location routing number (LRN) of the switch serving each of those TNs when at least one of the TNs within the NXX has been transferred from one local exchange telecommunications service Provider to another. The LRN associates a unique NPA-NXX-XXXX routing number with each central office switch that has subscribers who have transferred their TNs.

Where more than one carrier is involved in completing the call, the carrier prior to the terminating carrier (i.e., the N-1 carrier) is responsible for querying an LNP database to obtain the LRN used in routing the call for a numer portable NXX code. When the N-1 carrier forwards a non-queried call to a Telephone Company end office or tandem switch and the NXX code has one or more transferred TNs, the Telephone Company's end office or tandem switch will suspend call processing and formulate and launch a query to an LNP database to secure the LRN of the transferred TN. When the LRN has been returned from an LNP database to the Telephone Company end office or tandem switch originating the query, call processing is resumed and the call is either processed in the Telephone Company's network or routed to the correct telecommunications service provider's network for completion to the called party. The Telephone Company will perform the query on behalf of the N-1 carrier (i.e., the LNP query service customer) that forwarded the call. The Telephone Company will bill the N-1 wireline or wireless telecommunications carrier a charge per query as specified in 17.4.4, following, regardless of whether the call is completed.

(M) (T)

**ACCESS SERVICE**13. Additional Engineering, Additional Labor and Miscellaneous Services (Cont'd)13.15 Local Number Portability (Cont'd)13.15.2 LNP Query Service

(M) (T)

(A) Description (Cont'd)

An LNP Order Charge will apply on a per order basis for those customers that have ordered LNP Query Service as specified in Section 17.4.4, following. N-1 carriers who terminate non-queried traffic into the Telephone Company's network and have not placed an order for LNP Query Service will be assessed on a per account basis an LNP Billing Charge as specified in Section 17.4.4, following.

(B) Limitations

LNP Query Service is to be used only on a call-by-call basis for routing calls to number portable NXX codes and cannot be used for purposes other than those functions described herein.

(C) Network Management

The Telephone Company will administer its network to ensure the provision of acceptable service levels to all customers of the LNP Query Service.

The Telephone Company reserves the right to block any LNP query traffic in a nondiscriminatory manner, where the processing of the LNP queries threatens to disrupt operation of its network and impair network reliability.

(M) (T)

**ACCESS SERVICE**13. Additional Engineering, Additional Labor and Miscellaneous Services (Cont'd)13.15 Local Number Portability (Cont'd)13.15.2 LNP Query Service(D) Rate Regulations

The LNP charge per query recovers the cost to query an LNP database on behalf of the N-1 carrier. The rate associated with an LNP query will be billed monthly, per query as set forth in 17.4.4, following, based on the recorded number of queries. The Telephone Company will develop monthly charges based on an average number of queries per month if actual query recordings are not available. For billing purposes, each month is considered to have thirty (30) days.

The LNP Order Charge and LNP Billing Charge recover the cost to establish the customer's LNP query account. The LNP Order Charge will be billed per order as set forth in 17.4.4, following, to those customers that have ordered LNP Query Service. The LNP Billing Charge will be applied per account as set forth in 17.4.4, following, to the N-1 carrier who terminates non-queried traffic into the Telephone Company's network and has not placed an order for LNP Query Service.

(M) (T)

(M) (T)

**ACCESS SERVICE**13. Additional Engineering, Additional Labor and Miscellaneous Services (Cont'd)13.16 Access Recovery Charge

(N)

The Access Recovery Charge (ARC) recovers a portion of the Telephone Company's Eligible Recovery as defined in the Federal Communications Commission's Report and Order and Further Notice of Proposed Rulemaking in CC Docket Nos. 96-45 and 01-92; GN Docket No. 09-51; WC Docket Nos. 03-109, 05-337, 07-135 and 10-90; and WT Docket No. 10-208 (76 FR 78384, 76 FR 76623). The ARC will be billed by those Telephone Companies that have tariffed ARC rates in Section 17.4.4, following.

13.16.1 Description

Pursuant to 47 CFR 51.917(e), the Issuing Carriers indicating assessment of ARC charges in their respective rate sections at Section 17.4.4 have tariffed an ARC, on a per month basis, for each line other than lines of Lifeline Customers, assessed a primary residential, or single-line business end user common line charge, or a multi-line business end user common line charge assessed pursuant to 47 CFR § 69.104.

13.16.2 Rate Regulations

- (A) Except as specified below, the Telephone Company will bill an ARC each month as follows:
- (1) For each line or trunk assessed a Residence End User Common Line (EUCL), as specified in Section 4.6.1 or 4.6.2, preceding, one (1) Residential ARC charge as set forth in Section 17.4.4, following, will apply.
  - (2) For each line or trunk assessed a Single Line Business EUCL, as specified in Section 4.6.4(A), preceding, one (1) Single Line Business ARC charge as set forth in Section 17.4.4, following, will apply.
  - (3) For each line or trunk assessed a Multiline Business (MLB) EUCL, as specified in Section 4.6.4(B), preceding, one (1) Multiline Business ARC charge as set forth in Section 17.4.4, following, will apply.
  - (4) The Telephone Company's Residential (Res ARC), Single Line Business ARC (SLB ARC) and Multiline Business ARC (MLB ARC) rates are set forth in Section 17.4.4, following.

(N)

Transmittal No. 165

**ACCESS SERVICE**13. Additional Engineering, Additional Labor and Miscellaneous Services (Cont'd)13.16 Access Recovery Charge (Cont'd)13.16.2 Rate Regulations (Cont'd)

- (5) Each line used by a Payphone Service Provider obtaining service from the Company and for which each line used for Payphone Service is assessed a Multiline Business (MLB) EUCL as specified in Section 4.6.3 preceding, one (1) Multiline Business ARC charge as set forth in Section 17.4.4, following, will apply.
- (B) The minimum period for which an ARC is applicable to an end user is the same as that in the general and/or local exchange tariffs for the associated local exchange service line or trunk.
- (C) When an end user temporarily suspends its local exchange service that is associated with an ARC, one-half of the monthly ARC charge will be temporarily suspended for the time period the associated local exchange service is suspended.

13.16.3 Exceptions(A) Lifeline Customers

Pursuant to Part 51.917(e)(6)(v) of the FCC's rules, the Residential ARC charge as set forth in Section 17.4.4, following, will not apply to lines qualifying for Lifeline support when a qualified low income residential subscriber obtains a Lifeline-supported service from the Telephone Company that is either: (1) a standalone local exchange service line or (2) a local exchange service line bundled with a broadband Internet access service.

(C)  
|  
(C)(B) Integrated Services Digital Network (ISDN) Services

## (1) ISDN Basic Rate Interface (BRI)

When an end user is provided local exchange service under any general and/or local exchange service tariff(s) using an Integrated Services Digital Network (ISDN) Basic Rate Interface (BRI) arrangement, one (1) Residential or one (1) Single Line Business ARC charge as set forth in Section 17.4.4, following, applies to each ISDN BRI arrangement.

Transmittal No. 215

**ACCESS SERVICE**13. Additional Engineering, Additional Labor and Miscellaneous Services (Cont'd)13.16 Access Recovery Charge (Cont'd)13.16.3 Exceptions (Cont'd)

## (2) ISDN Primary Rate Interface (PRI)

When an end user is provided local exchange service under any general and/or local exchange service tariff(s) using an Integrated Services Digital Network (ISDN) Primary Rate Interface (PRI) arrangement, five (5) Multiline Business ARC charges as set forth in Section 17.4.4, following, apply to each ISDN PRI arrangement.

## (C) DS1 Channel Service

When an end user is provided local exchange service under any general and/or local exchange tariff(s) using a DS1 (1.544 Mbps) channel service where the customer provides the terminating channelization equipment, five (5) Multiline Business ARC charges as set forth in Section 17.4.4, following, apply to each DS1 channel service.

## (D) Remote Call Forwarding

For each local exchange service provided as Remote Call Forwarding (RCF) residential or business service, under the general and/or local exchange service tariffs, the monthly ARC charge does not apply.

13.16.4 ARC Election

All Issuing Carriers as identified in Title Pages 2, 3, and 4 preceding have elected to implement an ARC effective July 3, 2012.

(N)

(N)

Transmittal No. 165

**ACCESS SERVICE**

14. Reserved for Future Use

**ACCESS SERVICE****15. Access Service Interfaces and Transmission Specifications**

15.1 contains Switched Access Service Options (which are comprised of Interface Groups, Supervisory Signaling, Entry Switch Receive Level and Local Transport Termination) and Transmission Specifications. 15.2 describes Special Access Service Network Channel (NC) codes and Network Channel Interface (NCI) codes. 15.3 contains Interface Group, Premises Interface Code and Standard Transmission Specifications applicable to Directory Access Service.

**15.1 Switched Access Service**

Ten Interface Groups are provided for terminating the Local Transport Entrance Facility at the customer's designated premises. Each Interface Group provides a specified premises interface (e.g., two-wire, four-wire, DS1, etc.). Where transmission facilities permit, and at the option of the customer, the Entrance Facility may be provided with optional features as set forth in 15.1.1 following.

(C)  
—  
(C)

As a result of the customer's access order and the type of Telephone Company transport facilities serving the customer designated premises, the need for signaling conversions or two-wire to four-wire conversions, or the need to terminate digital or high frequency facilities in channel bank equipment may require that Telephone Company equipment be placed at the customer designated premises. For example, if a voice frequency interface is ordered by the customer and the Telephone Company facilities serving the customer designated premises are digital, then Telephone Company channel bank equipment must be placed at the customer designated premises in order to provide the voice frequency interface ordered by the customer.

**15.1.1 Local Transport Interface Groups**

Interface Groups are combinations of technical parameters which describe the Telephone Company handoff at the point of termination at the customer designated premises. The technical specifications concerning the available interface groups are set forth in (A) through (D) following.



**ACCESS SERVICE**15. Access Service Interfaces and Transmission Specifications (Cont'd)15.1 Switched Access Service (Cont'd)15.1.1 Local Transport Interface Groups (Cont'd)

Interface Group 1 is provided with Type C Transmission Specifications, as set forth in 15.1.2(C) following, and Interface Groups 2 through 10 are provided with Type A or B Transmission Specifications, as set forth respectively in 15.1.2(E) and (F) following, depending on the Feature Group and whether the Access Service is routed directly or through an access tandem. All Interface Groups are provided with Data Transmission Parameters.

Only certain premises interfaces are available at the customer designated premises. The premises interfaces associated with the Interface Groups may vary among Feature Groups.

(A) Interface Group 1

Interface Group 1, except as set forth in the following, provides two-wire voice frequency transmission at the point of termination at the customer designated premises. The interface is capable of transmission of voice and associated telephone signals within the frequency bandwidth of approximately 300 to 3000 Hz.

Interface Group 1 is not provided in association with FGC and FGD when the first point of switching is an access tandem. In addition, Interface Group 1 is not provided in association with FGB, FGC or FGD when the first point of switching provides only four-wire terminations.

**ACCESS SERVICE**15. Access Service Interfaces and Transmission Specifications (Cont'd)15.1 Switched Access Service (Cont'd)15.1.1 Local Transport Interface Groups (Cont'd)(A) Interface Group 1 (Cont'd)

The transmission path between the point of termination at the customer designated premises and the customer's serving wire center point of (C)switching may be comprised of any form or configuration of plant capable of and typically used in the telecommunications industry for the transmission of voice and associated telephone signals within the frequency bandwidth of 300 to 3000 Hz.

The interface is provided with loop supervisory signaling. When the interface is associated with FGA, such signaling will be loop start or ground start signaling. When the interface is associated with FGB, FGC or FGD, such signaling, except for two-way calling which is E&M signaling, will be reverse battery signaling.

(B) Interface Group 2

Interface Group 2 provides four-wire voice frequency transmission at the point of termination at the customer designated premises. The interface is capable of transmission of voice and associated telephone signals within the frequency bandwidth of approximately 300 to 3000 Hz.

The transmission path between the point of termination at the customer designated premises and the customer's serving wire center may be comprised of any form or configuration of plant capable of and typically used in the telecommunications industry for the transmission of voice and associated telephone signals within the frequency bandwidth of approximately 300 to 3000 Hz.

(C)  
(C)

**ACCESS SERVICE**15. Access Service Interfaces and Transmission Specifications (Cont'd)15.1 Switched Access Service (Cont'd)15.1.1 Local Transport Interface Groups (Cont'd)(B) Interface Group 2 (Cont'd)

The interface is provided with loop supervisory signaling. When the interface is associated with FGA, such signaling will be loop start or ground start signaling. When the interface is associated with FGB, FGC or FGD, such signaling, except for two-way calling which is E&M signaling, will be reverse battery signaling.

(C) Interface Groups 3 through 5

Interface Groups 3 through 5 provide analog transmission at the point of termination at the customer designated premises. The various interfaces are capable of transmitting electrical signals at the frequencies illustrated following, with the capability to channelize voice frequency transmission paths. Certain frequencies within the bandwidth of the Interface Groups are reserved for Telephone Company use, e.g., pilot and carrier group alarm tones. Before the first point of switching, the Telephone Company will provide multiplex equipment to derive the transmission paths of frequency bandwidth of approximately 300 to 3000 Hz.

The interfaces are provided with individual transmission path SF supervisory signaling.

<u>Interface Group Identification No.</u>		<u>Transmission Frequency Bandwidth</u>	<u>Analog Hierarchy Level Group</u>	<u>Maximum No. Of Channelized Voice Freq. Trans. Paths</u>
12 60	3	60-108kHz		
	4	312-552 kHz	Supergroup	
	5	564-3084 kHz	Mastergroup	600

**ACCESS SERVICE**15. Access Service Interfaces and Transmission Specifications (Cont'd)15.1 Switched Access Service (Cont'd)15.1.1 Local Transport Interface Groups (Cont'd)(D) Interface Groups 6 through 10

Interface Groups 6 through 10 provide digital transmission at the point of termination at the customer designated premises. The various interfaces are capable of transmitting electrical signals at the nominal bit rates illustrated following, with the capability to channelize voice frequency transmission paths. Before the first point of switching, when analog switching utilizing analog terminations is provided, the Telephone Company will provide multiplex and channel bank equipment to derive transmission paths of a frequency bandwidth of approximately 300 to 3000 Hz. When digital switching or analog switching with digital carrier terminations is provided, the Telephone Company will provide a DS1 signal(s) in D3/D4 format .

(C)  
(C)

The interfaces are provided with individual transmission path bit stream supervisory signaling.

<u>Interface Group Identification No.</u>	<u>Nominal Bit Rate (Mbps)</u>	<u>Digital Hierarchy Level</u>	<u>Max. No. of Channnelized Voice Freq. Trans. Paths</u>
6	1.544	DS1	24
7	3.152	DS1C	48
8	6.312	DS2	96
9	44.736	DS3	672
10	274.176	DS4	4032

**ACCESS SERVICE**15. Access Service Interfaces and Transmission Specifications (Cont'd)15.1 Switched Access Service (Cont'd)15.1.1 Local Transport Interface Groups (Cont'd)(E) Local Transport Optional Features

Where transmission facilities permit, the Telephone Company will, at the option of the customer, provide the following features in association with Local Transport. An Access Order Charge as specified in 17.4.1(A) following is applicable on a per order basis when nonchargeable optional features are added subsequent to the installation of service.

- Customer Specified Entry Switch Receive Level

Customer Specified Entry Switch Receive Level allows the customer to specify the receive transmission level at the first point of switching. The range of transmission levels which may be specified is described in Technical Reference TR-NPL-000334. This feature is available with Interface Groups 2 through 10 for Feature Groups A and B. (x)

- Customer Specification of Local Transport Termination

Customer Specification of Local Transport Termination allows the customer to specify, for Feature Group B routed directly to an end office or access tandem, a four-wire termination of the Local Transport at the first point of switching in lieu of a Telephone Company selected two-wire termination. This option is available only when the Feature Group B arrangement is provided with Type B Transmission Specifications.

- Supervisory Signaling

Supervisory Signaling allows the customer to order an optional supervisory signaling arrangement for each transmission path provided where the transmission parameters permit, and where signaling conversion is required by the customer to meet its signaling capability.

(x) Filed under authority of Special Permission No. 93-598 of the Federal Communications Commission.

**ACCESS SERVICE**15. Access Service Interfaces and Transmission Specifications (Cont'd)15.1 Switched Access Service (Cont'd)15.1.1 Local Transport Interface Groups (Cont'd)(E) Local Transport Optional Features (Cont'd)

The Interface Groups, as described in (A) through (D) preceding, represent industry standard arrangements. Where transmission parameters permit, the customer may select the following optional signaling arrangements in place of the signaling arrangements standardly associated with the Interface Groups.

- For Interface Groups 1 and 2 associated with FGB, FGC or FGD

DX Supervisory Signaling,  
E&M Type I Supervisory Signaling,  
E&M Type II Supervisory Signaling, or  
E&M Type III Supervisory Signaling

- For Interface Group 2 associated with FGB, FGC or FGD and in addition to the preceding

SF Supervisory Signaling, or  
Tandem Supervisory Signaling

- For Interface Groups 3 through 5

Optional Supervisory Signaling Not Available

- For Interface Groups 6 through 10

These Interface Groups may, at the option of the customer, be provided with individual transmission path SF supervisory signaling where such signaling is available in Telephone Company central offices. Generally such signaling is available only where the first point of switching provides an analog (i.e., non-digital) interface to the transport termination. (T)

These optional Supervisory Signaling arrangements are not available in combination with the SS7 optional feature as described in 6.8.2 (C)(2) preceding. (T)

Additionally, in (F) following, there is a matrix of available Premises Interface Codes as a function of Interface Group, Telephone Company Switch Supervisory Signaling and Feature Group.

**ACCESS SERVICE**15. Access Service Interfaces and Transmission Specifications (Cont'd)15.1 Switched Access Service (Cont'd)15.1.1 Local Transport Interface Groups (Cont'd)(F) Available Premises Interface Codes

Following is a matrix showing premises interface codes which are available for each Interface Group. Their availability is a function of the Telephone Company switch supervisory signaling and Feature Group. For explanations of these codes, see the Parameter Codes and Options as set forth in 15.2.2(A) following.

<u>Interface Group</u>	<u>Telephone Company Switch Supervisory Signaling</u>	<u>Premises Interface Code</u>	<u>A</u>	<u>Feature B</u>	<u>Group C</u>	<u>D</u>
1	LO	2LS2	X			
	LO	2LS3	X			
	GO	2GS2	X			
	GO	2GS3	X			
	LO, GO	2DX3	X			(T)
	LO, GO	4EA3-E	X			(T)
	LO, GO	4EA3-M	X			
	LO, GO	6EB3-E	X			
	LO, GO	6EB3-M	X			
	RV, EA, EB, EC	2DX3		X	X	X
	RV, EA, EB, EC	4EA3-E		X	X	X
	RV, EA, EB, EC	4EA3-M		X	X	X
	RV, EA, EB, EC	6EB3-E		X	X	X
	RV, EA, EB, EC	6EB3-M		X	X	X
	EA, EB, EC	6EC3			X	X
	RV	2RV3-0		X	X	X
	RV	2RV3-T		X	X	X
	SS7	2NO2			X	X
2	LO, GO	4SF2	X			
	LO, GO	4SF3	X			
	LO	4LS2	X			
	LO	4LS3	X			
	LO	6LS2	X			

**ACCESS SERVICE**15. Access Service Interfaces and Transmission Specifications (Cont'd)15.1 Switched Access Service (Cont'd)15.1.1 Local Transport Interface Groups (Cont'd)(F) Available Premises Interface Codes (Cont'd)

Interface Group	Telephone Company Switch Supervisory Signaling	Premises Interface Code	<u>A</u>	Feature <u>B</u>	Group <u>C</u>	<u>D</u>
2 (Cont'd)	GO	4GS2	X			
	GO	4GS3	X			
	GO	6GS2	X			
	LO,GO	4DX2	X			
	LO,GO	4DX3	X			
	LO,GO	6EA2-E	X			
	LO,GO	6EA2-M	X			
	LO,GO	8EB2-E	X			
	LO,GO	8EB2-M	X			
	LO,GO	6EX2-B	X			
	RV,EA,EB,EC	4SF2		X	X	X
	RV,EA,EB,EC	4SF3		X		
	RV,EA,EB,EC	4DX2		X	X	X
	RV,EA,EB,EC	4DX3		X		
	RV,EA,EB,EC	6DX2			X	
	RV,EA,EB,EC	6EA2-E		X	X	X
	RV,EA,EB,EC	6EA2-M		X	X	X
	RV,EA,EB,EC	8EB2-E		X	X	X
	RV,EA,EB,EC	8EB2-M		X	X	X
	EA,EB,EC	8EC2-M			X	X
	RV	4RV2-O		X	X	X
	RV	4RV2-T		X	X	X
	RV	4RV3-O		X	X	
	RV	4RV3-T		X	X	
	SS7	4NO2			X	X
3	LO,GO	4AH5-B	X			
	RV,EA,EB,EC	4AH5-B		X	X	X
	SS7	4AH5-B			X	X
4	LO,GO	4AH6-C	X			
	RV,EA,EB,EC	4AH6-C		X	X	X
	SS7	4AH6-C			X	X
5	LO,GO	4AH6-D	X			
	RV,EA,EB,EC	4AH6-D		X	X	X
	SS7	4AH6-D			X	X



**ACCESS SERVICE**15. Access Service Interfaces and Transmission Specifications (Cont'd)15.1 Switched Access Service (Cont'd)15.1.1 Local Transport Interface Groups (Cont'd)(F) Available Premises Interface Codes (Cont'd)

<u>Interface Group</u>	<u>Telephone Company Switch Supervisory Signaling</u>	<u>Premises Interface Code</u>	<u>A</u>	<u>Feature B</u>	<u>Group C</u>	<u>D</u>
6	LO, GO	4DS9-15	X			
	LO, GO	4DS9-15L	X			
	RV, EA, EB, EC	4DS9-15		X	X	X
	RV, EA, EB, EC	4DS9-15L		X	X	X
	SS7	4DS9-15			X	X
7	LO, GO	4DS9-31	X			
	LO, GO	4DS9-31L	X			
	RV, EA, EB, EC	4DS9-31		X	X	X
	RV, EA, EB, EC	4DS9-31L		X	X	X
	SS7	4DS9-31			X	X
8	LO, GO	4DS0-63	X			
	LO, GO	4DS0-63L	X			
	RV, EA, EB, EC	4DS0-63		X	X	X
	RV, EA, EB, EC	4DS0-63L		X	X	X
	SS7	4DS0-63			X	X
9	LO, GO	4DS6-44	X			
	LO, GO	4DS6-44L	X			
	RV, EA, EB, EC	4DS6-44		X	X	X
	RV, EA, EB, EC	4DS6-44L		X	X	X
	SS7	4DS6-44			X	X
10	LO, GO	4DS6-27	X			
	LO, GO	4DS6-27L	X			
	RV, EA, EB, EC	4DS6-27		X	X	X
	RV, EA, EB, EC	4DS6-27L		X	X	X
	SS7	4DS6-27			X	X

**ACCESS SERVICE**15. Access Service Interfaces and Transmission Specifications (Cont'd)15.1 Switched Access Service (Cont'd)15.1.2 Standard Transmission Specifications

Descriptions of the transmission specifications available with each Feature Group as a function of the Interface Group selected by the customer, are set forth in (A) through (D) following. Descriptions of each of these Standard Transmission Specifications and the two Data Transmission Parameters mentioned are set forth respectively in (E) through (G) and 15.1.3(A) and (B) following:

(A) Feature Group A

FGA is provided with either Type B or Type C Transmission Specifications. The specifications for the associated parameters are guaranteed to the first point of switching. Type C Transmission Specifications are provided with Interface Group 1 and Type B is provided with Interface Groups 2 through 10. Type DB Data Transmission Parameters are provided with FGA to the first point of switching.

(B) Feature Group B

FGB is provided with either Type B or Type C Transmission Specifications. The specifications for the associated parameters are guaranteed to the end office when routed directly or to the first point of switching when routed via an access tandem. Type C Transmission Specifications are provided with Interface Group 1 and Type B is provided with Interface Groups 2 through 10. Type DB Data Transmission Parameters are provided with FGB to the first point of switching.

**ACCESS SERVICE**15. Access Service Interfaces and Transmission Specifications (Cont'd)15.1 Switched Access Service (Cont'd)15.1.2 Standard Transmission Specifications (Cont'd)(C) Feature Group C

FGC is provided with either Type B or Type C Transmission Specifications as follows:

- When routed directly to the end office either Type B or Type C is provided.
- When routed to an access tandem only Type B is provided.
- Type B or Type C is provided on the transmission path from the access tandem to the end office.

Type C Transmission Specifications are provided with Interface Group 1 when routed directly to an end office. Type B is provided with Interface Groups 2 through 10, whether routed directly to an end office or to an access tandem.

Type DB Data Transmission Parameters are provided with FGC for the transmission path between the customer designated premises and the end office when directly routed to the end office, and between the customer designated premises and the access tandem and between the access tandem and the end office when routed via an access tandem.

**ACCESS SERVICE**15. Access Service Interfaces and Transmission Specifications (Cont'd)15.1 Switched Access Service (Cont'd)15.1.2 Standard Transmission Specifications (Cont'd)(D) Feature Group D

FGD is provided with either Type A, Type B or Type C Transmission Specifications as follows:

- When routed to the end office either Type B or C is provided.
- When routed to an access tandem only Type A is provided.
- Type A is provided on the transmission path from the access tandem to the end office.

Type C Transmission Specifications are provided with Interface Group 1. Type A and Type B Transmission Specifications are provided with Interface Groups 2 through 10.

Type DB Data Transmission Parameters are provided with FGD for the transmission path between the customer designated premises and the end office when directly routed to the end office. Type DA Data Transmission Parameters are provided for the transmission path between the customer designated premises and the access tandem and between the access tandem and the end office when routed via an access tandem.

(E) Type A Transmission Specifications

Type A Transmission Specifications is provided with the following parameters:

(1) Loss Deviation

The maximum Loss Deviation of the 1004 Hz loss relative to the Expected Measured Loss (EML) is  $\pm 2.0$  dB

**ACCESS SERVICE**15. Access Service Interfaces and Transmission Specifications (Cont'd)15.1 Switched Access Service (Cont'd)15.1.2 Standard Transmission Specifications (Cont'd)(E) Type A Transmission Specifications (Cont'd)(2) Attenuation Distortion

The maximum Attenuation Distortion in the 404 to 2804 Hz frequency band relative to the loss at 1004 Hz is -1.0 dB to +3.0 dB.

(3) C-Message Noise

The maximum C-Message Noise for the transmission path at the route miles listed is less than or equal to:

<u>Route Miles</u>	<u>C-Message Noise</u>
less than 50	32 dBrnCO
51 to 100	34 dBrnCO
101 to 200	37 dBrnCO
201 to 400	40 dBrnCO
401 to 1000	42 dBrnCO

(4) C-Notch Noise

The maximum C-Notch Noise, utilizing a -16 dBmO holding tone, is less than or equal to 45 dBrnCO.

**ACCESS SERVICE**15. Access Service Interfaces and Transmission Specifications (Cont'd)15.1 Switched Access Service (Cont'd)15.1.2 Standard Transmission Specifications (Cont'd)(E) Type A Transmission Specifications (Cont'd)(5) Echo Control

Echo Control, identified as Equal Level Echo Path Loss, and expressed as Echo Return Loss and Singing Return Loss, is dependent on the routing, i.e., whether the service is routed directly from the customer's point of termination (POT) to the end office or via an access tandem. It is equal to or greater than the following:

	<u>Echo Return Loss</u>	<u>Singing Return Loss</u>
POT to Access Tandem	21 dB	14 dB
POT to End Office		
- Direct	N/A	N/A
- Via Access Tandem	16 dB	11 dB

(6) Standard Return Loss

Standard Return Loss expressed as Echo Return Loss and Singing Return Loss on two-wire ports of a four-wire point of termination shall be equal to or greater than:

<u>Echo Return Loss</u>	<u>Singing Return Loss</u>
5 dB	2.5 dB

**ACCESS SERVICE**15. Access Service Interfaces and Transmission Specifications (Cont'd)15.1 Switched Access Service (Cont'd)15.1.2 Standard Transmission Specifications (Cont'd)(F) Type B Transmission Specifications

Type B Transmission Specifications are provided with the following parameters:

(1) Loss Deviation

The maximum Loss Deviation of the 1004 Hz loss relative to the Expected Measured Loss (EML) is  $\pm 2.5$  dB.

(2) Attenuation Distortion

The maximum Attenuation Distortion in the 404 to 2804 Hz frequency band relative to loss at 1004 Hz is -2.0 dB to +4.0 dB.

(3) C-Message Noise

The maximum C-Message Noise for the transmission path at the route miles listed is less than or equal to:

<u>Route Miles</u>	<u>C-Message Noise*</u>	
	<u>Type B1</u>	<u>Type B2</u>
less than 50	32 dBrnCO	35 dBrnCO
51 to 100	33 dBrnCO	37 dBrnCO
101 to 200	35 dBrnCO	40 dBrnCO
201 to 400	37 dBrnCO	43 dBrnCO
401 to 1000	39 dBrnCO	45 dBrnCO

(4) C-Notch Noise

The maximum C-Notch Noise, utilizing a -16 dBm0 holding tone is less than or equal to 47 dBrnCO.

\* For Feature Groups C and D only Type B2 will be provided. For Feature Groups A and B, Type B1 or B2 will be provided as set forth in Technical Reference TR-NPL-000334. (x)

(x) Filed under authority of Special Permission No. 93-598 of the Federal Communications Commission.

**ACCESS SERVICE**15. Access Service Interfaces and Transmission Specifications (Cont'd)15.1 Switched Access Service (Cont'd)15.1.2 Standard Transmission Specifications (Cont'd)(F) Type B Transmission Specifications (Cont'd)(5) Echo Control

Echo Control, identified as Impedance Balance for FGA and FGB and Equal Level Echo Path Loss for FGC and FGD, and expressed as Echo Return Loss (ERL) and Singing Return Loss (SRL), is dependent on the routing, i.e., whether the service is routed directly from the customer's point of termination (POT) to the end office or via an access tandem. The ERL and SRL also differ by Feature Group, type of termination, and type of transmission path. They are greater than or equal to the following:

	<u>Echo Return Loss</u>	<u>Singing Return Loss</u>
POT to Access Tandem		
- Terminated in		
4-Wire trunk	21 dB	14 dB
- Terminated in		
2-Wire trunk	16 dB	11 dB
POT to End Office		
- Direct	16 dB	11 dB
- Via Access Tandem		
. For FGB access	8 dB	4 dB
. For FGC access		
(Effective		
4-Wire trans-		
mission path		
at end office)	16 dB	11 dB
. For FGC access		
(Effective		
2-Wire trans-		
mission path		
at end office)	13 dB	6 dB



**ACCESS SERVICE**15. Access Service Interfaces and Transmission Specifications (Cont'd)15.1 Switched Access Service (Cont'd)15.1.2 Standard Transmission Specifications (Cont'd)(F) Type B Transmission Specifications (Cont'd)(6) Standard Return Loss

Standard Return Loss, expressed as Echo Return Loss and Singing Return Loss, on two-wire ports of a four-wire point of termination shall be equal to or greater than:

<u>Echo Return Loss</u>	<u>Singing Return Loss</u>
-------------------------	----------------------------

5 dB

2.5 dB

(G) Type C Transmission Specifications

Type C Transmission Specifications are provided with the following parameters:

(1) Loss Deviation

The maximum Loss Deviation of the 1004 Hz loss relative to the Expected Measured Loss (EML) is  $\pm 3.0$  dB.

(2) Attenuation Distortion

The maximum Attenuation Distortion in the 404 to 2804 Hz frequency band relative to loss at 1004 Hz is -2.0 dB to +5.5 dB.

**ACCESS SERVICE**15. Access Service Interfaces and Transmission Specifications (Cont'd)15.1 Switched Access Service (Cont'd)15.1.2 Standard Transmission Specifications (Cont'd)(G) Type C Transmission Specifications (Cont'd)(3) C-Message Noise

The maximum C-Message Noise for the transmission path at the route miles listed is less than or equal to:

<u>Route Miles</u>	<u>C-Message Noise*</u>	
	<u>Type C1</u>	<u>Type C2</u>
less than 50	32 dBrnCO	38 dBrnCO
51 to 100	33 dBrnCO	39 dBrnCO
101 to 200	35 dBrnCO	41 dBrnCO
201 to 400	37 dBrnCO	43 dBrnCO
401 to 1000	39 dBrnCO	45 dBrnCO

(4) C-Notch Noise

The maximum C-Notch Noise, utilizing a -16 dBm0 holding tone is less than or equal to 47 dBrnCO.

\* For Feature Groups C and D only Type C2 will be provided. For Feature Groups A and B, Type C1 or C2 will be provided as set forth in Technical Reference TR-NPL-000334. (x)  
(x)

(x) Filed under authority of Special Permission No. 93-598 of the Federal Communications Commission.

**ACCESS SERVICE**15. Access Service Interfaces and Transmission Specifications (Cont'd)15.1 Switched Access Service (Cont'd)15.1.2 Standard Transmission Specifications (Cont'd)(G) Type C Transmission Specifications (Cont'd)(5) Echo Control

Echo Control, identified as Return Loss and expressed as Echo Return Loss and Singing Return Loss is dependent on the routing, i.e., whether the service is routed directly from the customer's point of termination (POT) to the end office or via an access tandem. It is equal to or greater than the following:

	<u>Echo Return Loss</u>	<u>Singing Return Loss</u>
POT to Access Tandem	13 dB	6 dB
POT to End Office		
- Direct	13 dB	6 dB
- Via Access Tandem	8 dB	4 dB
	(for FGB only)	

15.1.3 Data Transmission Parameters

Two types of Data Transmission Parameters, i.e., Type DA and Type DB, are provided for the Feature Group arrangements. Type DB is provided with Feature Groups A, B and C and also with Feature Group D when Feature Group D is directly routed to the end office. Type DA is only provided with Feature Group D and only when routed via an access tandem. Following are descriptions of each.

(A) Data Transmission Parameters Type DA(1) Signal to C-Notched Noise Ratio

The Signal to C-Notched Noise Ratio is equal to or greater than 33 dB.

**ACCESS SERVICE**15. Access Service Interfaces and Transmission Specifications (Cont'd)15.1 Switched Access Service (Cont'd)15.1.3 Data Transmission Parameters (Cont'd)(A) Data Transmission Parameters Type DA (Cont'd)(2) Envelope Delay Distortion

The maximum Envelope Delay Distortion for the frequency bands and route miles specified is:

604 to 2804 Hz

less than 50 route miles	500 microseconds
equal to or greater than 50 route miles	900 microseconds

1004 to 2404 Hz

less than 50 route miles	200 microseconds
equal to or greater than 50 route miles	400 microseconds

(3) Impulse Noise Counts

The Impulse Noise Counts exceeding a 65 dBrnCO threshold in 15 minutes is no more than 15 counts.

(4) Intermodulation Distortion

The Second Order (R2) and Third Order (R3) Intermodulation Distortion products are equal to or greater than:

Second Order (R2)	33 dB
Third Order (R3)	37 dB

**ACCESS SERVICE**15. Access Service Interfaces and Transmission Specifications (Cont'd)15.1 Switched Access Service (Cont'd)15.1.3 Data Transmission Parameters (Cont'd)(A) Data Transmission Parameters Type DA (Cont'd)(5) Phase Jitter

The Phase Jitter over the 4-300 Hz frequency band is less than or equal to 5 peak-to-peak.

(6) Frequency Shift

The maximum Frequency Shift does not exceed -2 to +2 Hz.

(B) Data Transmission Parameters Type DB(1) Signal to C-Notched Noise Ratio

The Signal to C-Notched Noise Ratio is equal to or greater than 30 dB.

(T)

(2) Envelope Delay Distortion

The maximum Envelope Delay Distortion for the frequency bands and route miles specified is:

604 to 2804 Hz

less than 50 route miles	800 microseconds
equal to or greater than 50 route miles	1000 microseconds

1004 to 2404 Hz

less than 50 route miles	320 microseconds
equal to or greater than 50 route miles	500 microseconds

**ACCESS SERVICE**15. Access Service Interfaces and Transmission Specifications (Cont'd)15.1 Switched Access Service (Cont'd)15.1.3 Data Transmission Parameters (Cont'd)(B) Data Transmission Parameters Type DB (Cont'd)(3) Impulse Noise Counts

The Impulse Noise Counts exceeding a 67 dBrnCO threshold in 15 minutes is no more than 15 counts.

(4) Intermodulation Distortion

The Second Order (R2) and Third Order (R3) Intermodulation Distortion products are equal to or greater than:

Second Order (R2)	31 dB
Third Order (R3)	34 dB

(5) Phase Jitter

The Phase Jitter over the 4-300 Hz frequency band is less than or equal to 7° peak-to-peak.

(6) Frequency Shift

The maximum Frequency Shift does not exceed -2 to +2 Hz.

**ACCESS SERVICE**15. Access Service Interfaces and Transmission Specifications (Cont'd)15.2 Special Access Service

This section explains and lists the codes that the customer must specify when ordering Special Access Service. Switched Access, Entrance Facilities, and Voice Grade and High Capacity Direct Trunked Transport. These codes provide a standardized means to relate the services being ordered to Special Access Service offerings contained in Section 7 preceding.

(C)  
(C)

When ordering, the type of Special Access Service or Switched Access Entrance Facility or Direct Trunked Transport is described by two code sets, the Network Channel (NC) code and the Network Channel Interface (NCI) codes.

(C)  
(C)

The Network Channel (NC) code consists of two elements. Element one is a Channel Service Code (character positions 1 and 2) that describes the channel service type in an abbreviated form. Element two is an Optional Feature Code (character positions 3 and 4) that identifies option codes available for each channel service code, such as C-conditioning or Improved Return Loss.

The Network Channel Interface (NCI) is used to identify interface specifications associated with a particular channel. This code describes the total wires, protocol, impedance, protocol options and transmission level point(s) reflecting physical and electrical characteristics between the Telephone Company and the customer.

On the following 3 pages are examples which explain the specific characters of the codes and which reference matrices and charts used in developing the codes. Included in the matrices are Service Designator (SD) codes which are used to identify variations of service within service types (e.g., TG1 = Telegraph). The SD and NC codes are displayed as components of the matrices designated as Technical Specifications packages in (A) through (G) following. Through the use of these matrices, SD codes may be converted to NC codes for service ordering purposes.

A chart is also provided in 15.2.2(A) following which contains information necessary to develop NCI codes.

**ACCESS SERVICE**15. Access Service Interfaces and Transmission Specifications (Cont'd)15.2 Special Access Service (Cont'd)

Comprehensive lists of allowed Network Channel (NC) and Network Channel Interface (NCI) codes are contained in Special Report (x) SR-ST5-000307. However, not all (C) (x) services contained in this Special (x) Report may be offered by the Telephone Company at this time.

Lastly, 15.2.2(C) following provides a list of compatible Network Channel Interfaces inasmuch as the Network Channel Interfaces associated with a given service need not always be the same, but all must be compatible.

Example No. 1: If the customer wishes to order a 4-wire voice grade circuit with 600 Ohms impedance, capable of data transmission, and with improved return loss, the customer might specify the following:

<u>NC</u>	<u>NCI</u>	<u>SECNCI</u>
LG-R	04DB2	04DA2-S

## NC Code:

LG = Voice Grade Channel Service, VG6  
-R = Improved Return Loss

## NCI Code:

04 = Number of physical wires at CDP  
DB = Data stream in VF frequency band at the customer designated main terminal location  
2 = 600 Ohms impedance

## SECNCI (Secondary NCI Code):

04 = Number of physical wires at CDP  
DA = Data stream in VG frequency at the customer designated secondary terminal location  
2 = 600 Ohms impedance  
S = Sealing current option for 4-wire transmission

In the above example the NCI (Network Channel Interface) code is the interface requested at the customer's POT (Point of Termination) and the SECNCI (Secondary Network Channel Interface) code represents the interface at the end office serving the End User.

(x) Filed under authority of Special Permission No. 93-598 of the Federal Communications Commission.



**ACCESS SERVICE**15. Access Service Interfaces and Transmission Specifications (Cont'd)15.2 Special Access Service (Cont'd)

Example No. 2: If the customer wishes to order a FX circuit to a station, with 600 Ohms impedance, loop start signaling, which is 4-wire at the CDP and 2-wire at the end-user, the customer might specify:

NC  
LC--

NCI  
04LO2

SECNCI  
02LS2

NC Code:

LC = Voice Grade Channel Service, VG2  
-- = No Optional Features

NCI Code:

04 = Number of physical wires at CDP  
LO = Loop start, loop signaling - open end  
2 = 600 Ohms impedance

SECNCI (Secondary NCI Code):

02 = Number of physical wires at CDP  
LS = Loop start signaling - closed end  
2 = 600 Ohms impedance

Example No. 3: If the customer wishes to order a 1.544 Mbps Hi-cap facility with no channel options such as CO multiplexing, the customer might specify the following:

NC  
HC--

NCI  
04DS9-15

SECNCI  
04DS9-15

NC Code:

HC = High Capacity Channel Service, HC1  
-- = No Optional Features

NCI, SECNCI Code:

04 = Number of physical wires at CDP  
DS = Digital hierarchy interface  
9 = 100 Ohms impedance  
15 = 1.544 Mbps (DS1) format

The preceding three examples use information contained in Special Report SR-ST5-000307.

(C) (x)

(x) Filed under authority of Special Permission No. 93-598 of the Federal Communications Commission.

**ACCESS SERVICE**15. Access Service Interfaces and Transmission Specifications (Cont'd)15.2 Special Access Service (Cont'd)15.2.1 Network Channel (NC) Codes

In order to determine the NC code appropriate for the service to be ordered, the type of Special Access Service the customer wishes must be identified. This identification is accomplished by a Service Designator (SD) code. The broad categories of Service Designator codes (e.g., VG, MT, TG, etc.) are set forth in Section 7 preceding. Variations within service type (e.g., VG1, MTC, TG2, etc.) are described in the various Technical Publications cited in (A) through (G) following.

Having determined the specific service type to be ordered and its SD code, and having used the appropriate Technical Publication, the customer should match the SD code to the NC code using the following matrices. Once the NC code has been determined, the Network Channel Interface (NCI) code may be developed using the information set forth in 15.2.2 following and the guidelines concerning specific parameters available for each service type as set forth in the specified Technical Publication.

(T)

(A) Technical Specifications Packages Metallic Service

SD Code NC Code	<u>Package</u>			
	<u>MTC*</u>	<u>MT1</u>	<u>MT2</u>	<u>MT3</u>
	<u>MQ</u>	<u>NT</u>	<u>NU</u>	<u>NV</u>
<u>Parameter</u>				
DC Resistance				
Between Conductors	X	X	X	
Loop Resistance	X			X
Shunt Capacitance	X			X
<u>Optional Features</u> <u>and Functions</u>				
Three Premises Bridging	X	X		X
Series Bridging	X		X	

The technical specifications are described in Technical Reference  
TR-NPL-000336.

(x)  
(x)

\* All parameters are available within ranges selected by the customer where technically feasible.

(x) Filed under authority of Special Permission No. 93-598 of the Federal Communications Commission.

**ACCESS SERVICE**15. Access Service Interfaces and Transmission Specifications (Cont'd)15.2 Special Access Service (Cont'd)15.2.1 Network Channel (NC) Codes (Cont'd)(B) Technical Specifications Packages Telegraph Grade Service

SD Code NC Code	<u>Package</u>		
	<u>TGC*</u> <u>NO</u>	<u>TG1</u> <u>NW</u>	<u>TG2</u> <u>NY</u>
<u>Parameter</u>			
Telegraph Distortion	X	X	X
<u>Optional Features</u> <u>and Functions</u>			
Telegraph Bridging	X	X	X

The technical specifications are described in  
Technical Reference TR-NPL-000336 .

(x)

\* All parameters are available within ranges selected by the customer where technically feasible.

(x) Filed under authority of Special Permission No. 93-598 of the Federal Communications Commission.

**ACCESS SERVICE**15. Access Service Interfaces and Transmission Specifications (Cont'd)15.2 Special Access Service (Cont'd)15.2.1 Network Channel (NC) Codes (Cont'd)(C) Technical Specifications Packages Voice Grade Service

Parameter	Package VG-														
	SD Code NC Code	<u>C*</u> <u>LQ</u>	<u>1</u> <u>LB</u>	<u>2</u> <u>LC</u>	<u>3</u> <u>LD</u>	<u>4</u> <u>LE</u>	<u>5</u> <u>LF</u>	<u>6</u> <u>LG</u>	<u>7</u> <u>LH</u>	<u>8</u> <u>LJ</u>	<u>9</u> <u>LK</u>	<u>10</u> <u>LN</u>	<u>11</u> <u>LP</u>	<u>12</u> <u>LR</u>	<u>W</u> <u>SE</u>
Attenuation															
Distortion	X	X	X	X	X	X	X	X	X	X	X	X	X	X	X
C-Message															
Noise	X	X	X	X	X	X	X	X	X	X	X	X	X	X	X
Echo Control	X	X	X	X		X			X	X			X	X	X
Envelope Delay															
Distortion	X							X	X	X	X	X	X	X	X
Frequency															
Shift	X							X	X	X	X	X	X	X	X
Impulse Noise	X						X	X	X	X	X	X	X	X	X
Intermodulation															
Distortion	X								X	X	X	X	X		X
Loss Deviation	X	X	X	X	X	X	X	X	X	X	X	X	X	X	X
Phase Hits, Gain															
Hits, and															
Dropouts	X														
Phase Jitter	X								X	X	X	X	X		X
Signal-to-C															
Message Noise							X								
Signal-to-C															
Notch Noise	X					X		X	X	X	X	X	X	X	X

The technical specifications for these parameters (except for dropouts, phase hits, and gain hits) are described in Technical References TR-NPL-000334 and TR-TSY-000335. The technical specifications for dropouts, phase hits, and gain hits are described in Technical Reference PUB 41004, Table 4.

(x)  
|  
(x)

\* The desired parameters are selected by the customer from the list of available parameters.

(x) Filed under authority of Special Permission No. 93-598 of the Federal Communications Commission.

**ACCESS SERVICE**15. Access Service Interfaces and Transmission Specifications (Cont'd)15.2 Special Access Service (Cont'd)15.2.1 Network Channel (NC) Codes (Cont'd)(C) Technical Specifications Packages Voice Grade Service (Cont'd)

SD Code NC Code	Package VG-													
	<u>C*</u> <u>LQ</u>	<u>1</u> <u>LB</u>	<u>2</u> <u>LC</u>	<u>3</u> <u>LD</u>	<u>4</u> <u>LE</u>	<u>5</u> <u>LF</u>	<u>6</u> <u>LG</u>	<u>7</u> <u>LH</u>	<u>8</u> <u>LJ</u>	<u>9</u> <u>LK</u>	<u>10</u> <u>LN</u>	<u>11</u> <u>LP</u>	<u>12</u> <u>LR</u>	<u>W</u> <u>SE</u>
<u>Optional Features and Functions</u>														
Central Office Bridging Capability	X		X			X	X				X	X	X	
Central Office Multiplexing	X						X							
Conditioning:														
. C-Type	X					X	X	X	X	X	X			
. Improved Attenuation														
. Distortion	X					X	X	X	X	X	X			
. Improved Envelope Delay Distortion		X				X	X	X	X	X	X			
. Sealing														
. Current	X						X							
. Data Capability	X					X	X	X						
. Telephoto Capability	X												X	
Customer Specified Premises Receive Level	X		X	X			X	X	X					
Improved Return Loss for Effective Four-Wire Transmission	X	X	X	X	X	X	X	X	X	X	X	X	X	
For Effective Two-Wire Transmission	X		X	X				X						
Improved Two-Wire Voice Transmission														X
PPSN Interface Arrangement	X									X				
Selective Signaling Arrangement	X		X			X	X				X	X	X	
Signaling Capability Transfer		X	X	X	X			X	X	X				
Arrangement	X	X	X	X	X	X	X	X	X	X	X	X	X	

**ACCESS SERVICE**15. Access Service Interfaces and Transmission Specifications (Cont'd)15.2 Special Access Service (Cont'd)15.2.1 Network Channel (NC) Codes (Cont'd)(D) Technical Specifications Packages Program Audio Service

SD Code NC Code	APC* <u>PQ</u>	Package			
		<u>AP1</u> <u>PE</u>	<u>AP2</u> <u>PF</u>	<u>AP3</u> <u>PJ</u>	<u>AP4</u> <u>PK</u>
<u>Parameter</u>					
Actual Measured Loss	X	X	X	X	X
Amplitude Tracking	X				
Crosstalk	X	X	X	X	X
Distortion Tracking	X				
Gain/Frequency					
Distortion	X	X	X	X	X
Group Delay	X				
Noise	X	X	X	X	X
Phrase Tracking	X				
Short-Term Gain					
Stability	X				
Short-Term Loss	X				
Total Distortion	X	X	X	X	X
Optional Features and Functions					
Central Office Bridging					
Capability	X	X	X	X	X
Gain Conditioning	X	X	X	X	X
Stereo	X				X

The technical specifications are described in Technical Reference  
TR-NPL-000337 and associated Addendum .

(x)  
(x)

\* The desired parameters are selected by the customer from the list of available parameters.

(x) Filed under authority of Special Permission No. 93-598 of the Federal Communications Commission.

**ACCESS SERVICE**15. Access Service Interfaces and Transmission Specifications (Cont'd)15.2 Special Access Service (Cont'd)15.2.1 Network Channel (NC) Codes (Cont'd)(E) Technical Specifications Packages Video Service

SD Code NC Code	Package		TV2 TW
	TVC* TQ	TV1 TV	
Video Parameters			
Insertion Gain	X	X	X
Field-Time Distortion	X	X	X
Line-Time Distortion	X	X	X
Short-Time Distortion	X	X	X
Chrominance-Luminance Gain Inequality	X	X	X
Chrominance-Luminance Delay Inequality	X	X	X
Amplitude/Frequency Characteristic	X	X	X
Luminance Non-Linear Distortion	X	X	X
Chrominance Non-Linear Gain Distortion	X	X	X
Chrominance Non-Linear Phase Distortion	X	X	X
Transient Synchronizing Signal Non-Linearty	X	X	X
Dynamic Gain Distortion			
- Picture Signal	X	X	X
- Synchronizing Signal	X	X	X
Differential Gain	X	X	X
Differential Phase	X	X	X
Chrominance-Luminance Intermodulation	X	X	X

\* The desired parameters are selected by the customer from the list of available parameters.

**ACCESS SERVICE**15. Access Service Interfaces and Transmission Specifications (Cont'd)15.2 Special Access Service (Cont'd)15.2.1 Network Channel (NC) Codes (Cont'd)(E) Technical Specifications Packages Video Service (Cont'd)

SD Code NC Code	Package		TV2 TW
	TVC* TQ	TV1 TV	
<u>Audio Channel Parameters</u> <u>Associated with Video Service</u>			
Insertion Gain	X	X	X
Amplitude/Frequency Characteristic	X	X	X
Total Harmonic Distortion & Noise	X	X	X
Maximum Steady-State Test Levels	X	X	X
Gain Differential Between Channels	X	X	
Phase Differential Between Channels	X	X	
Crosstalk	X	X	X
Audio-To-Video Time Differential	X	X	X

The technical specifications are described in Technical Reference  
TR-NPL-000338 .

(x)

\* The desired parameters are selected by the customer from the list of available parameters.

(x) Filed under authority of Special Permission No. 93-598 of the Federal Communications Commission.



**ACCESS SERVICE**15. Access Service Interfaces and Transmission Specifications (Cont'd)15.2 Special Access Service (Cont'd)15.2.1 Network Channel (NC) Codes (Cont'd)(F) Technical Specifications Packages Digital Data Service

SD Code NC Code	<u>Package</u>						
	<u>D1</u> <u>XA</u>	<u>D2</u> <u>XB</u>	<u>D3</u> <u>XG</u>	<u>D4</u> <u>XH</u>	<u>D5</u> <u>XE</u>	<u>D6</u> <u>YN</u>	
<u>Parameter/Hubbed</u>							(C)
Error-Free Seconds	X	X	X	X	X	X	
<u>Optional Features</u> <u>and Functions/Hubbed</u>							(C)
Central Office Bridging Capability	X	X	X	X	X	X	
PPSN Interface Transfer Arrangement	X	X	X	X	X	X	
Transfer Arrangement	X	X	X	X	X	X	
The Telephone Company will provide a channel capable of meeting a monthly average performance equal to or greater than 99.875% error-free seconds (if provided through a Digital Data hub) while the channel is in service, if it is measured through a CSU equivalent which is designed, manufactured, and maintained to conform with the specifications contained in Technical Reference PUB 62310.							
							(x)
<u>Optional Features</u> <u>and Functions/Non-Hubbed</u>							(N)
Public Packet Data Arrangement				X	X		(N)
Voltages which are compatible with Digital Data Service are delineated in Technical Reference TR-NWT-000341.							
							(x)
							(T) (x)

(x) Filed under authority of Special Permission No. 93-598 of the Federal Communications Commission.

**ACCESS SERVICE**15. Access Service Interfaces and Transmission Specifications (Cont'd)15.2 Special Access Service (Cont'd)15.2.1 Network Channel (NC) Codes (Cont'd)(G) Technical Specifications Packages High Capacity Service

SD Code NC Code	<u>Package</u>					
	<u>HC0</u> <u>HS</u>	<u>HC1</u> <u>HC</u>	<u>HC1C</u> <u>HD</u>	<u>HC2</u> <u>HE</u>	<u>HC3</u> <u>HF</u>	<u>HC4</u> <u>HG</u>
<u>Parameters</u>						
Error-Free Seconds		X				
<u>Optional Features and Functions</u>						
Automatic Loop Transfer			X			
Central Office Multiplexing:						
DS4 to DS1						X
DS3 to DS1					X	
DS2 to DS1				X		
DS1C to DS1			X			
DS1 to Voice		X				
DS1 to DS0		X				
DS0 to Subrate*	X					
Transfer Arrangement		X				
Clear Channel Capability		X				

A channel with technical specifications package HC1 will be capable of an error-free second performance of 98.75% over a continuous 24 hour period as measured at the 1.544 Mbps rate through a CSU equivalent which is designed, manufactured, and maintained to conform with the specifications contained in Technical Reference PUB 62411 .

(x)

\* Available only on a channel of 1.544 Mbps facility to a Telephone Company Hub.

(x) Filed under authority of Special Permission No. 93-598 of the Federal Communications Commission.

**ACCESS SERVICE**15. Access Service Interfaces and Transmission Specifications (Cont'd)15.2 Special Access Service (Cont'd)15.2.1 Network Channel (NC) Codes (Cont'd)(H) Technical Specifications Packages Synchronous Optical Channel Service

(N)

SD Code <sup>(1)</sup> NC Code <sup>(2)</sup>	Package	
	<u>OC3</u> <u>OB</u>	<u>OC12</u> <u>OD</u>
<u>Parameters</u>		
<u>Error-Free Seconds</u>	X	X
<u>Optional Features and Functions</u>		
Customer Premises Multiplexing:		
OC12 to OC3		X
OC12 to OC3c		X
OC12 to DS3		X
OC12 to DS1		X
OC3 to STS-1	X	
OC3 to DS3	X	
OC3 to DS1	X	
Central Office Multiplexing:		
OC12 to OC3		X
OC12 to OC3c		X
OC3 to DS3	X	
OC3 to DS1	X	

Technical specifications are delineated in Technical Reference GR-253-CORE, GR-1374-CORE, ANSI T1.102-1993 and ANSI T1.105-1995.

<sup>(1)</sup>SD = Service Designation Code<sup>(2)</sup>NC = Network Channel Code

(N)

## **ACCESS SERVICE**

### 15. Access Service Interfaces and Transmission Specifications (Cont'd)

#### 15.2 Special Access Service (Cont'd)

##### 15.2.2 Network Channel Interface (NCI) Codes

The electrical interface with the Telephone Company for Special Access Services, is defined by an interface code. There are interface codes for both the customer designated premises and the point of termination. Three examples of NCI codes are found in 15.2 preceeding.

**ACCESS SERVICE**15. Access Service Interfaces and Transmission Specifications (Cont'd)15.2 Special Access Service (Cont'd)15.2.2 Network Channel Interface (NCI) Codes (Cont'd)(A) Parameter Codes and OptionsParameter

<u>Code</u>	<u>Option</u>	<u>Definition</u>	
AB-		accepts 20 Hz ringing signal at customer's point of termination	
AC-		accepts 20 Hz ringing signal at customer's end user's point of termination	
AH-		analog high capacity interface	
	- B	60 kHz to 108 kHz (12 channels)	
	- C	312 kHz to 552 kHz (60 channels)	
	- D	564 kHz to 3084 kHz (600 channels)	
CT -		Centrex Tie Trunk Termination	
CS -		digital hierarchy interface at Digital Cross Connect System (DCS)	
	- 15	1.544 Mbps (DS1) ANSI Extended Superframe (ESF) Format and B8ZS Clear Channel Capability	
	- 15A	1.544 Mbps (DS1) Superframe (SF) format	(T)
	- 15B	1.544 Mbps (DS1) Superframe (SF) format and B8ZS Clear Channel Capability	
	- 15K	1.544 Mbps (DS1) Extended Superframe (ESF)	
DA -		data stream in VF frequency band at customer's end user's point of termination	
DB -		data stream in VF frequency band at customer's point of termination	
	- 10	VF for TG1 and TG2	
	- 43	VF for 43 Telegraph Carrier type signals, TG1 and TG2	
DC -		direct current or voltage	
	- 1	monitoring interface with series RC combination (McCulloh format)	
	- 2	Telephone Company energized alarm channel	
	- 3	Metallic facilities (DC continuity) for direct current/low frequency control signals or slow speed data (30 baud)	
DD -		DATAPHONE Select-A-Station (and TABS) interface at customer's point of termination	
DE -		DATAPHONE Select-A-Station (and TABS) interface at the customer's end user's point of termination	

**ACCESS SERVICE**15. Access Service Interfaces and Transmission Specifications (Cont'd)15.2 Special Access Service (Cont'd)15.2.2 Network Channel Interface (NCI) Codes (Cont'd)(A) Parameter Codes and Options (Cont'd)Parameter (Cont'd)

<u>Code</u>	<u>Option</u>	<u>Definition</u>	
DS -		digital hierarchy interface	
	- 15	1.544 Mbps (DS1) format per PUB 62411 plus D4	
	- 15E	8-bit PCM encoded in one 64 kbps of the DS1 signal	
	- 15F	8-bit PCM encoded in two 64 kbps of the DS1 signal	
	- 15G	8-bit PCM encoded in three 64 kbps of the DS1 signal	
	- 15H	14/11-bit PCM encoded in six 64 kbps of the DS1 signal	
	- 15J	1.544 Mbps format per PUB 62411	
	- 15K	1.544 Mbps format per PUB 62411 plus extended framing format	
	- 15L	1.544 Mbps (DS1) with SF signaling	
	- 27	274.176 Mbps (DS4)	
	- 27L	274.176 Mbps (DS4) with SF signaling	
	- 31	3.152 Mbps (DS1C)	
	- 31L	3.152 Mbps (DS1C) with SF signaling	
	- 44	44.736 Mbps (DS3)	
	- 44L	44.736 Mbps (DS3) with SF signaling	
	- 63	6.312 Mbps (DS2)	
	- 63L	6.312 Mbps (DS2) with SF signaling	
DU -		digital access interface	
	- 24	2.4 kbps	
	- 48	4.8 kbps	
	- 19	19.2 kbps	
	- 56	56.0 kbps	
	- 96	9.6 kbps	
	- 64	64.0 kbps	
	- A	1.544 Mbps format per PUB 62411	
	- B	1.544 Mbps format per PUB 62411 plus D4	
	- C	1.544 Mbps format per PUB 62411 plus extended framing format	
	- 1KN	1.544 Mbps ANSI Extended Superframe (ESF) Format without line power	
	- 1SN	1.544 Mbps ANSI Extended Superframe (ESF) Format with B8ZS Clear Channel Capability and without line power	
	- AN	1.544 Mbps free-framing format without line power (only avail. to U.S. Govt. agencies)	
	- BN	1.544 Mbps Superframe (SF) Format without line power	
	- DN	1.544 Mbps Superframe (SF) Format with B8ZS Clear Channel Capability without line power	(T)
DX -		duplex signaling interface at customer's point of termination	
DY -		duplex signaling interface at customer's end user's point of termination	

**ACCESS SERVICE**15. Access Service Interfaces and Transmission Specifications (Cont'd)15.2 Special Access Service (Cont'd)15.2.2 Network Channel Interface (NCI) Codes (Cont'd)(A) Parameter Codes and Options (Cont'd)Parameter (Cont'd)

<u>Code</u>	<u>Option</u>	<u>Definition</u>
EA -	E	Type I E&M Lead Signaling. Customer at POT or customer's end user at POT originates on E Lead.
EA -	M	Type I E&M Lead Signaling. Customer at POT or customer's end user at POT originates on M Lead.
EB -	E	Type II E&M Lead Signaling. Customer at POT or customer's end user at POT originates on E Lead.
EB -	M	Type II E&M Lead Signaling. Customer at POT or customer's end user at POT originates on M Lead.
EC -		Type III E&M signaling at customer POT
EX -	A	tandem channel unit signaling for loop start or ground start and customer supplies open end (dial tone, etc.) functions.
EX -	B	tandem channel unit signaling for loop start or ground start and customer supplies closed end (dial pulsing, etc.) functions.
GO -		ground start loop signaling - open end function by customer or customer's end user
GS -		ground start loop signaling - closed end function by customer or customer's end user
IA -		E.I.A. (25 pin RS-232)
LA -		end user loop start loop signaling - Type A OPS registered port open end
LB -		end user loop start loop signaling - Type B OPS registered port open end
LC -		end user loop start loop signaling - Type C OPS registered port open end
LO -		loop start loop signaling - open end function by customer or customer's end user
LR -		20 Hz automatic ringdown interface at customer with Telephone Company provided PLAR
LS -		loop start loop signaling - closed end function by customer or customer's end user
NO -		no signaling interface, transmission only

**ACCESS SERVICE**15. Access Service Interfaces and Transmission Specifications (Cont'd)15.2 Special Access Service (Cont'd)15.2.2 Network Channel Interface (NCI) Codes (Cont'd)(A) Parameter Codes and Options (Cont'd)Parameter (Cont'd)

<u>Code</u>	<u>Option</u>	<u>Definition</u>	
PG -		program transmission - no dc signaling	
	- 1	nominal frequency from 50 to 15000 Hz	
	- 3	nominal frequency from 200 to 3500 Hz	
	- 5	nominal frequency from 100 to 5000 Hz	
	- 8	nominal frequency from 50 to 8000 Hz	
PR	-	protective relaying*	(T)
RV	- 0	reverse battery signaling, one way operation, originate by customer	
	- T	reverse battery signaling, one way operation, terminate function by customer or customer's end user	
SF -		single frequency signaling with VF band at either customer POT or customer's end user POT	
TF -		telephotograph interface	
TT -		telegraph/teletypewriter interface at either customer POT or customer's end user POT	
	- 2	20.0 milliamperes	
	- 3	3.0 milliamperes	
	- 6	62.5 milliamperes	
TV -		television interface	
	- 1	combined (diplexed) video and one audio signal	
	- 2	combined (diplexed) video and two audio signals	
	- 5	video plus one (or two) audio 5 kHz signal(s) or one (or two) two wire	
	- 15	video plus one (or two) audio 15 kHz signal(s)	

\* Available only for the transmission of audio tone protective relaying signals used in the protection of electric power systems during fault conditions.



**ACCESS SERVICE**15. Access Service Interfaces and Transmission Specifications (Cont'd)15.2 Special Access Service (Cont'd)15.2.2 Network Channel Interface (NCI) Codes (Cont'd)(B) Impedance

The nominal reference impedance with which the channel will be terminated for the purpose of evaluating transmission performance:

<u>Value (ohms)</u>	<u>Code(s)</u>
110	0
150	1
600	2
900	3+
135	5
75	6
124	7
Variable	8
100	9

+ For those interface codes with a 4-wire transmission path at the customer designated POT, rather than a standard 900 ohm impedance the code (3) denotes a customer provided transmission equipment termination. Such terminations were provided to customers in accordance with the F.C.C. Docket No. 20099 Settlement Agreement.

(x)  
(x)

(x) Filed under authority of Special Permission No. 93-598 of the Federal Communications Commission.

**ACCESS SERVICE**15. Access Service Interfaces and Transmission Specifications (Cont'd)15.2 Special Access Service (Cont'd)15.2.2 Network Channel Interface (NCI) Codes (Cont'd)(C) Compatible Network Channel Interfaces

The following tables show the Network Channel Interface codes (NCIs) which are compatible:

(1) Metallic

<u>Compatible</u>	<u>CIs</u>
2DC8-1	2DC8-2
2DC8-3	2DC8-3
4DS8-	2DC8-1
4DS8-	2DC8-2

(2) Telegraph Grade

<u>Compatible</u>	<u>CIs</u>	<u>Compatible</u>	<u>CIs</u>
2DB2-10	10IA8 2TT2-2 4TT2-2	4DB2-10	10IA8 2TT2-2 4TT2-2
2DB2-43*	10IA8 2TT2-2 2TT2-6 4TT2-2	4DB2-43*	10IA8 2TT2-6 4TT2-2
2TT2-2	2TT2-2	4DS8-	10IA8 2TT2-2 2TT2-6 4TT2-2 4TT2-6
2TT2-3	2TT2-2 4TT2-2		
2TT2-6	2TT2-6 4TT2-6	4TT2-2	4TT2-2
		4TT2-6	2TT2-6

\* Supplemental Channel Assignment information required.

**ACCESS SERVICE**15. Access Service Interfaces and Transmission Specifications (Cont'd)15.2 Special Access Service (Cont'd)15.2.2 Network Channel Interface (NCI) Codes (Cont'd)(C) Compatible Network Channel Interfaces (Cont'd)(3) Voice Grade

<u>Compatible</u>	<u>CIs</u>	<u>Compatible</u>	<u>CIs</u>	<u>Compatible</u>	<u>CIs</u>
2AB2	2AC2	2DB2	2DA2	2LR2	2LR2
2AB3	2AC2	2DB3	2DA2	2LR3	2LR2
2CT3	2DY2	2DX3	2LA2	2LS	2GS
	4DS8		2LB2		2LS
	4DX2		2LC2		4GS
	4DX3		2LO3		4LS
	4DY2		2LS2		
	4EA2-E		2LS3	2LS2	2LA2
	4EA2-M				2LB2
	4SF2	2GO2	2GS2		2LC2
	4SF3		2GS3		
	6DX2			2LS3	2LA2
	6DY2	2GO3	2GS2		2LB2
	6DY3		2GS3		2LC2
	6EA2-E				
	6EA2-M	2GS	2GS	2NO2	2DA2
	6EB2-E		2LS		2NO2
	6EB2-M		4GS		
	6EB3-E		4LS	2NO3	2NO2
	8EB2-E				2PR2
	8EB2-M	2L02	2LS2		
	8EC2		2LS3	2TF3	2TF2
	9DY2				
	9DY3	2L03	2LS2		
	9EA2		2LS3		
	9EA3				

**ACCESS SERVICE**15. Access Service Interfaces and Transmission Specifications (Cont'd)15.2 Special Access Service (Cont'd)15.2.2 Network Channel Interface (NCI) Codes (Cont'd)(C) Compatible Network Channel Interfaces (Cont'd)(3) Voice Grade (Cont'd)

<u>Compatible</u>	<u>CIs</u>	<u>Compatible</u>	<u>CIs</u>	<u>Compatible</u>	<u>CIs</u>
4AB2	2AC2				
4AB2					
4AC2					
4SF2					
4AB3	2AC2				
4AC2					
4SF2					
4AC2	2AC2				
4AC2					
		4DS8-	2AC2	4DS8-	4DG2
			2DA2		4LR2
			2DY2		4LS2
			2GO2		4NO2
4DA2	4DA2		2GO3		4PR2
4DB2	2DA2		2GS3	2GS2	4RV2-T
	2NO2		2LA2		4SF2
	2PR2		2LB2		4SF3
	4DA2		2LC2		4TF2
	4DB2		2LO2		6DA2
	4NO2		2LO3		6DY2
	4PR2		2LR2		6DY3
	6DA2		2LS2		6EA2-E
			2LS3		6EA2-M
4DD3	2DE2		2NO2		6EB2-E
	4DE2		2PR2		6EB2-M
			2RV2-T		6GS2
			2TF2		6LS2
			4AC2		8EB2-E
			4DA2		8EB2-M
			4DE2		9DY2
			4DX2		9DY3
			4DX3		9EA2
			4DY2		9EA3
			4EA2-E		
			4EA2-M		

**ACCESS SERVICE**15. Access Service Interfaces and Transmission Specifications (Cont'd)15.2 Special Access Service (Cont'd)15.2.2 Network Channel Interface (NCI) Codes (Cont'd)

(T)

(C) Compatible Network Channel Interfaces (Cont'd)(3) Voice Grade (Cont'd)

<u>Compatible CIs</u>		<u>Compatible CIs</u>		<u>Compatible CIs</u>	
4DX2	2DY2	4DX2	8EB2-E	4DX3	6DY2
	2LA2		8EB2-M		6DY3
	2LB2		9DY2		6EA2-E
	2LC2		9DY3		6EA2-M
	2LO3		9EA2		6EB2-E
	2LS2		9EA3		6EB2-M
	2LS3				6LS2
	2RV2-T	4DX3	2DY2		8EB2-E
	4DX2		2LA2		8EB2-M
	4DY2		2LB2		9DY2
	4EA2-E		2LC2		9DY3
	4EA2-M		2LO3		9EA2
	4LS2		2LS2		9EA3
	4RV2-T		2LS3		
	4SF2		2RV2-T	4DY2	2DY2
	4SF3		4DX2		4DY2
	6DY2		4DX3		
	6DY3		4DY2		
	6EA2-E		4EA2-E		
	6EA2-M		4EA2-M		
	6EB2-E		4LS2		
	6EB2-M		4RV2-T		
	6LS2		4SF2		
			4SF3		

**ACCESS SERVICE**15. Access Service Interfaces and Transmission Specifications (Cont'd)15.2 Special Access Service (Cont'd)15.2.2 Network Channel Interface (NCI) Codes (Cont'd)(C) Compatible Network Channel Interfaces (Cont'd)(3) Voice Grade (Cont'd)

<u>Compatible</u>	<u>CIs</u>	<u>Compatible</u>	<u>CIs</u>	<u>Compatible</u>	<u>CIs</u>
4EA2-E	2DY2	4EA3-E	2DY2	4GO2	2GO2
	4DY2		4DY2		2GO3
	4EA2-E		4EA2-E		2GS2
	4EA2-M		4EA2-M		2GS3
	4SF2		4SF2		4GS2
	6DY2		6DY2		4SF2
	6DY3		6DY3		6GS2
	6EB2-E		6EA2-E		
	6EB2-M		6EA2-M	4GO3	2GO2
	8EB2-E		6EB2-E		2GS2
	8EB2-M		6EB2-M		2GS3
	9DY2		8EB2-E		4GS2
	9DY3		8EB2-M		4SF2
			9DY2		6GS2
			9DY3		
4EA2-M	2DY2		9EA2		
	4DY2		9EA3	4GS	2GS
	4EA2-M				2LS
	4SF2				4GS
	6DY2				4LS
	6DY3				
	6EB2-E				
	6EB2-M				
	8EB2-E				
	8EB2-M				
	9DY2				
	9DY3				

**ACCESS SERVICE**15. Access Service Interfaces and Transmission Specifications (Cont'd)15.2 Special Access Service (Cont'd)15.2.2 Network Channel Interface (NCI) Codes (Cont'd)(C) Compatible Network Channel Interfaces (Cont'd)(3) Voice Grade (Cont'd)

Compatible CIs		Compatible CIs		Compatible CIs		
4LO2	2LS2	4LS3	2LA2	4SF2	2LO3	
	2LS3		2LB2		2LR2	
	4LS2		2LC2		2LS2	
	4SF2		2LO2		2LS3	
	6LS2		2LO3		2RV2-T	
4LO3	2LS2	4NO2	4SF2		4AC2	
	2LS3		2DA2		4DY2	
	4LS2		2DE2		4LS2	
	4SF2		2NO2		4RV2-T	
	6LS2		4DA2		4SF2	
4LR2	2LR2	4RV2-0	4DE2		6DY2	
	4LR2		4NO2		6DY3	
	4SF2		6DA2		6GS2	
4LR3	2LR2		2RV2-T 4RV2-T 4SF2	4SF3	9DY2	
	4LR2				9DY3	
	4SF2				2DY2	
4LS	2GS	4SF2	2AC2 2DY2 2GS2 2GS3 2LA2 2LB2 2LC2 2LO3 2LR2		2GO3	
	2LS				2GS2	
	4GS				2GS3	
	4LS				2LA2	
4LS2	2LA2		2LA2 2LB2 2LC2		2LC2	
	2LB2				2LO3	
	2LC2				2LR2	
	2LO2					
	2LO3					

**ACCESS SERVICE**15. Access Service Interfaces and Transmission Specifications (Cont'd)15.2 Special Access Service (Cont'd)15.2.2 Network Channel Interface (NCI) Codes (Cont'd)(C) Compatible Network Channel Interfaces (Cont'd)(3) Voice Grade (Cont'd)

<u>Compatible CIs</u>		<u>Compatible CIs</u>		<u>Compatible CIs</u>	
4SF3	2LS2	6DA	4DA2	6DY32	DY2
	2LS3		6DA2		4DY2
	2RV2-T	6DX2	2DY2		6DY2
	4DY2		6DY3		
	4EA2-E		4DY2	6EA2-E	2AC2
	4EA2-M	4EA2-E			
	4GS2	4EA2-M		2DY2	
	4LR2			2LA2	
	4LS2	4SF2	2LB2		
	4RV2-T	6DY2	2LC2		
	4SF2	6DY3	2LO3		
	4SF3	6EA2-E	2LS2		
	6DY2	6EA2-M	2LS3		
	6DY3	6EB2-E	2RV2-T		
	6EB2-E	6EB2-M	4AC2		
	6EB2-M	8EB2-E	4DY2		
	6GS2	8EB2-M	4EA2-E		
	6LS2	9DY2	4EA2-M		
	9DY2	9DY3	4LS2		
	9DY3	9EA2	4RV2-T		
	9EA2	9EA3	4SF2		
	9EA3	6DY2	2DY2	4SF3	
4TF2	4DY2		6DY2		
	6DY2		6DY3		
		6EA2-E			
				6EA2-M	



**ACCESS SERVICE**15. Access Service Interfaces and Transmission Specifications (Cont'd)15.2 Special Access Service (Cont'd)15.2.2 Network Channel Interface (NCI) Codes (Cont'd)(C) Compatible Network Channel Interfaces (Cont'd)(3) Voice Grade (Cont'd)

Compatible CIs		Compatible CIs		Compatible CIs	
6EA2-E	6EB2-E	6EA2-M	6DY2	6EB3-E	2DY2
	6EB2-M		6DY3		4DY2
	6LS2		6EA2-M		4EA2-E
	8EB2-E		6EB2-E		4EA2-M
	8EB2-M		6EB2-M		4SF2
	9DY2		6LS2		6DY2
	9DY38		EB2-E		6DY3
			8EB2-M		6EA2-E
6EA2-M	2AC2	6EB2-E	9DY2	6EX2-A	6EA2-M
	2DY2		9DY3		8EB2-E
	2LA2				8EB2-M
	2LB2		2DY2		9DY2
	2LC2		4DY2		9DY3
	2LO3		4SF2		9EA2
	2LS2		6DY2		9EA3
	2LS3		6DY3		
	2RV2-T	6EB2-E	2GS2		
	4AC2	6EB2-M	2GS3		
	4DY2	9DY2	2LS2		
	4EA2-E	9DY3	2LS3		
	4EA2-M		4GS2		
	4LS2	6EB2-M	2DY2	4LS2	
	4RV2-T		4DY2	4SF2	
	4SF2		4SF2	6GS2	
	4SF3		6DY2	6LS2	
			6DY3		
			6EB2-M		
			9DY2		
	9DY3				

**ACCESS SERVICE**15. Access Service Interfaces and Transmission Specifications (Cont'd)15.2 Special Access Service (Cont'd)15.2.2 Network Channel Interface (NCI) Codes (Cont'd)(C) Compatible Network Channel Interfaces (Cont'd)(3) Voice Grade (Cont'd)

<u>Compatible CIs</u>		<u>Compatible CIs</u>		<u>Compatible CIs</u>	
6EX2-B	2GO3	8EB2-E	2AC2	8EB2-M	2AC2
	2LA2		2DY2		2DY2
	2LB2		2LA2		2LA2
	2LC2		2LB2		2LB2
	2LO2		2LC2		2LC2
	2LO3		2LO3		2LO3
	2LR2		2LS2		2LS2
	4LR2		2LS3		2LS3
	4SF2		2RV2-T		2RV2-T
			4AC2		4AC2
6GO2	2GO2		4DY2		4DY2
	2GS2		4LS2		4LS2
	2GS3		4RV2-T		4RV2-T
	4GS2		4SF2		4SF2
	4SF2		4SF3		4SF3
	6GS2		6DY2		6DY2
6LO2			6DY3		6DY3
	2LS2		6EB2-E		6EB2-E
	2LS3		6EB2-M		6EB2-M
	4LS2		6LS2		6LS2
	4SF2		8EB2-E		8EB2-M
	6LS2		8EB2-M		9DY2
6LS2			9DY2		9DY3
	2LA2		9DY3		
	2LB2				
	2LC2				
	2LO2				
	2LO3				
	4SF2				

**ACCESS SERVICE**15 Access Service Interfaces and Transmission Specifications (Cont'd)15.2 Special Access Service (Cont'd)15.2.2 Network Channel Interface (NCI) Codes (Cont'd)(C) Compatible Network Channel Interfaces (Cont'd)(3) Voice Grade (Cont'd)

<u>Compatible</u>	<u>CIs</u>	<u>Compatible</u>	<u>CIs</u>	<u>Compatible</u>	<u>CIs</u>
8EC2	2DY2	9DY2	2DY2	9EA3	2DY2
	4DY2		4DY2		4DY2
	4EA2-E		6DY2		4EA2-E
	4EA2-M		6DY3		4EA2-M
	4SF2		9DY2		6DY2
	6DY2				6DY3
	6DY3	9DY3	2DY2		6EA2-E
	6EA2-E		4DY2		6EA2-M
	6EA2-M		6DY2		6EB2-E
	6EB2-E		6DY3		6EB2-M
	6EB2-M		9DY2		8EB2-E
	8EB2-E		9DY3		8EB2-M
	8EB2-M				9DY2
	9DY2	9EA2	2DY2		9DY3
	9DY3		4DY2		9EA3
	9EA2		4EA2-E		
	9EA3		4EA2-M		
			6DY2		
			6DY3		
			6EA2-E		
			6EA2-M		
			6EB2-E		
			6EB2-M		
			8EB2-E		
			8EB2-M		
			9DY2		
			9DY3		
			9EA2		
			9EA3		

**ACCESS SERVICE**15. Access Service Interfaces and Transmission Specifications (Cont'd)15.2 Special Access Service (Cont'd)15.2.2 Network Channel Interface (NCI) Codes (Cont'd)(C) Compatible Network Channel Interfaces (Cont'd)(4) Program Audio

<u>Compatible</u>	<u>CIs</u>	<u>Compatible</u>	<u>CIs</u>
2PG2-1	2PG1-1 2PG2-1	4DS8-15E	2PG1-3 2PG2-3
2PG2-3	2PG1-3 2PG2-3	4DS8-15F	2PG1-5 2PG2-5
2PG2-5	2PG1-5 2PG2-5	4DS8-15G	2PG1-8 2PG2-8
2PG2-8	2PG1-8 2PG2-8	4DA8-15H	2PG1-1 2PG2-1

**ACCESS SERVICE**15. Access Service Interfaces and Transmission Specifications (Cont'd)15.2 Special Access Service (Cont'd)15.2.2 Network Channel Interface (NCI) Codes (Cont'd)(C) Compatible Network Channel Interfaces (Cont'd)(5) Video

<u>Compatible</u>	<u>CIs</u>	<u>Compatible</u>	<u>CIs</u>
2TV6-1	4TV6-15 4TV7-15	4TV7-5	4TV6-5 4TV7-5
2TV6-2	6TV6-15 6TV7-15	4TV7-15	4TV6-15 4TV7-15
2TV7-1	4TV6-15 4TV7-15	6TV6-5	6TV6-5 6TV7-5
2TV7-2	6TV6-15 6TV7-15	6TV6-15	6TV6-15 6TV7-15
4TV6-5	4TV6-5 4TV7-5	6TV7-5	6TV6-5 6TV7-5
4TV6-15	4TV6-15 4TV7-15	6TV7-15	6TV6-15 6TV7-15

**ACCESS SERVICE**15. Access Service Interfaces and Transmission Specifications (Cont'd)15.2 Special Access Service (Cont'd)15.2.2 Network Channel Interface (NCI) Codes (Cont'd)(C) Compatible Network Channel Interfaces (Cont'd)(6) Digital Data

<u>Compatible</u>	<u>CIs</u>	<u>Compatible</u>	<u>CIs</u>	<u>Compatible</u>	<u>CIs</u>
4DS8-15	4DS8-15+	4DU5-24	4DU5-24	6DU5-24	6DU5-24
4DU5-24					
	4DU5-48	4DU5-48	4DU5-48	6DU5-48	6DU5-48
4DU5-56					
	4DU5-96	4DU5-96	4DU5-96	6DU5-56	6DU5-56
6DU5-24					
	6DU5-48	4DU8-56	4DU5-56	6DU5-96	6DU5-96
6DU5-96					

+ Available only as a cross connect of two digital channels at appropriate digital speeds at a Telephone Company hub.

**ACCESS SERVICE**15. Access Service Interfaces and Transmission Specifications (Cont'd)15.2 Special Access Service (Cont'd)15.2.2 Network Channel Interface (NCI) Codes (Cont'd)(C) Compatible Network Channel Interfaces (Cont'd)(7) High Capacity

<u>Compatible</u>	<u>CIs</u>	<u>Compatible</u>	<u>CIs</u>
4DS0-63	4DS0-63 4DU8-A,B or C 6DU8-A,B or C	4DS8-15J	4DU8-A 6DU8-A
4DS6-27	4DS6-27 4DU8-A,B or C 6DU8-A,B or C	4DS8-15K	4DU8-B 4DU8-C 6DU8-B 6DU8-C
4DS6-44	4DS6-44 4DU8-A,B or C 6DU8-A,B or C	4DS8-31	4DS8-31 4DU8-A,B or C 6DU8-A,B or C
4DS8-15	4DS8-15+ 4DU8-B 6DU8-8	4DU8-A,B or C	4DU8-A,B or C

(8) Synchronous Optical Channel Service

<u>Compatible</u>	<u>CIs</u>	<u>Compatible</u>	<u>CIs</u>
4DS9-1S	4DU9-1S	02S0F-A	02S0F-A
4DS9-1K	4DU9-1K	02S0F-B	02S0F-B
		02S0F-C	02S0F-C
		02S0F-D	02S0F-D
		02S0F-E	02S0F-E
		02S0F-F	02S0F-F

(N)

(N)

+ Available only as a cross connect of two individual channels of 1.544 Mbps facilities at a Telephone Company hub.

**ACCESS SERVICE****16. Public Packet Data Network**

Public Packet Data Networks utilize separate data networks, comprised of switching and transmission facilities. The networks provide for the transfer of data provided by a customer in a frame format. The data is separated into discrete segments for transmission through the public packet data network.

**16.1 Frame Relay Access Service**

Telephone Companies providing Frame Relay Access Service under this Section are indicated in the following table.

<b>Carrier</b>	<b>SAC</b>	<b>Stand- ard Ports</b>	<b>Chan- nelized End User Port</b>	<b>FRIC * FRAC</b>	<b>PVCs</b>	<b>DLCI</b>	<b>DSL Access Con- nection</b>	<b>Term Dis- counts</b>
Atlantic Telephone Membership Corporation (NC)	230468	X	X	X	X		X	
Bluffton Telephone Company (SC)	240512	X		X	X			X
Fort Mill Telephone Co. d/b/a Comporium Communications (SC)	240521	X	X		X	X		
Hargray Telephone Co. (SC)	240523	X		X	X			X
Home Telephone ILEC, LLC d/b/a Home Telecom (SC)	240527	X	X		X	X		
Horry Telephone Coop. (SC)	240528	X	X	X	X			X
Lancaster Telephone Co. d/b/a Comporium Communications (SC)	240531	X	X		X	X		
Comporium, Inc. (SC)	240542	X	X		X	X		

(T)

Transmittal No. 177



**ACCESS SERVICE**16. Public Packet Data Network (Cont'd)16.1 Frame Relay Access Service (Cont'd)

Telephone Companies providing Frame Relay Access Service under this Section are indicated in the following table. (Cont'd)

Carrier	SAC	Stand- ard Ports	Chan- nelized End User Port	FRIC * FRAC	PVCs	DLCI	DSL Access Con- nection	Term Dis- counts
TDS Telecom Companies – Group A <sup>(1)</sup>		X	X	X	X		X	
Camden Tel. and Telegraph Company, Inc. d/b/a TDS Telecom <sup>(1)</sup>	220351	X	X	X	X		X	
Mt. Vernon Telephone Company d/b/a TDS Telecom <sup>(1)</sup>	330917	X	X	X	X		X	
Oklahoma Communication Systems, LLC d/b/a TDS Telecom <sup>(1)</sup>	431984	X	X	X	X		X	
Tennessee Telephone Company d/b/a TDS Telecom <sup>(1)</sup>	290575	X	X	X	X		X	
Chesnee Telephone Company, Inc. d/b/a Chesnee Communications	240515	X	X	X	X		X	X
Gearheart Communications Company, Inc. d/b/a Coalfields Telephone Company	260408	X	X	X	X		X	X
Skyline Telephone Membership Corp.	230501	X	X	X	X		X	X
Yadkin Valley Telephone Membership Corp.	230511	X	X	X	X		X	X
Livingston Telephone Company	442107	X	X	X	X			X

(T)

(1) TDS Telecom Companies-Group A rates for four issuing carriers are pooled and listed under “TDS Telecom Companies-Group A” in Section 17.

Transmittal No. 214

Issued: March 16, 2018

Effective: April 1, 2018

President  
7852 Walker Drive, Greenbelt, Maryland 20770

**ACCESS SERVICE****16. Public Packet Data Network (Cont'd)****16.1 Frame Relay Access Service (Cont'd)**

Telephone Companies providing Frame Relay Access Service under this Section are indicated in the following table. (Cont'd)

Carrier	SAC	Stand- ard Ports	Chan- nelized End User Port	FRIC * FRAC	PVCs	DLCI	DSL Access Con- nection	Term Dis- counts
TDS Telecom Companies-Group B <sup>(1)</sup>		X	X	X	X		X	
Arvig Telephone Company d/b/a TDS Telecom <sup>(1)</sup>		X	X	X	X		X	
Badger Telecom, LLC d/b/a TDS Telecom <sup>(1)</sup>		X	X	X	X		X	
Blue Ridge Telephone Company d/b/a TDS Telecom <sup>(1)</sup>		X	X	X	X		X	
Bridge Water Telephone Company d/b/a TDS Telecom <sup>(1)</sup>		X	X	X	X		X	
Central State Telephone Company, LLC d/b/a TDS Telecom <sup>(1)</sup>		X	X	X	X		X	
Concord Telephone Exchange, Inc. d/b/a TDS Telecom <sup>(1)</sup>		X	X	X	X		X	
Mid-Plains Telephone Company, LLC d/b/a TDS Telecom <sup>(1)</sup>		X	X	X	X		X	
Mid-State Telephone Company d/b/a TDS Telecom <sup>(1)</sup>		X	X	X	X		X	
Nelson-Ball Ground Telephone Company d/b/a TDS Telecom <sup>(1)</sup>		X	X	X	X		X	
Quincy Telephone Company d/b/a TDS Telecom (FL) <sup>(1)</sup>		X	X	X	X		X	
Quincy Telephone Company d/b/a TDS Telecom (GA) <sup>(1)</sup>		X	X	X	X		X	
Stockbridge & Sherwood Telephone Company d/b/a TDS Telecom <sup>(1)</sup>		X	X	X	X		X	
Strasburg Telephone Company d/b/a TDS Telecom <sup>(1)</sup>		X	X	X	X		X	
Tellico Telephone Company, Inc. d/b/a TDS Telecom <sup>(1)</sup>		X	X	X	X		X	
UTELCO, LLC d/b/a TDS Telecom <sup>(1)</sup>		X	X	X	X		X	

(1) TDS Telecom Companies-Group B rates for 15 issuing carriers are pooled and listed under "TDS Telecom Companies-Group B" in Section 17.

Transmittal No. 181

Issued: June 16, 2014

President  
7852 Walker Drive, Greenbelt, Maryland 20770

Effective: July 1, 2014

(N)

(N)

(N)

(N)

**ACCESS SERVICE**16. Public Packet Data Network (Cont'd)16.1 Frame Relay Access Service (Cont'd)

Telephone Companies providing Frame Relay Access Service under this Section are indicated in the following table. (Cont'd)

Carrier	SAC	Stand -ard Ports	Chan- nelized End User Port	FRIC * FRAC	PVCs	DLCI	DSL Access Con- nection	Term Dis- counts
Bixby Telephone Company	431969	X	X	X	X		X	X
Ellijay Telephone Company	220360	X	X	X	X		X	X
Brindlee Mountain Telephone LLC	250283	X	X	X	X		X	X
Otelco Telephone LLC	250312	X	X	X	X		X	X

(N)  
—  
(N)

Transmittal No. 181

**ACCESS SERVICE****16. Public Packet Data Network (Cont'd)****16.1 Frame Relay Access Service (Cont'd)**

Telephone Companies providing Frame Relay Access Service under this Section are indicated in the following table. (Cont'd)

Carrier	SAC	Stand- ard Ports	Chan- nelized End User Port	FRIC * FRAC	PVCs	DLCI	DSL Access Con- nection	Term Dis- counts
TDS Telecom Companies-Group C <sup>(1)</sup>								
Butler Telephone Company, Inc. d/b/a TDS Telecom <sup>(1)</sup>	250284	X	X	X	X		X	
Communications Corporation of Indiana d/b/a TDS Telecom <sup>(1)</sup>	320776	X	X	X	X		X	
Kearsarge Telephone Company d/b/a TDS Telecom <sup>(1)</sup>	120045	X	X	X	X		X	
MCTA, Inc. d/b/a TDS Telecom <sup>(1)</sup>	123321	X	X	X	X		X	
Merrimack County Telephone Company d/b/a TDS Telecom <sup>(1)</sup>	120047	X	X	X	X		X	
Peoples Telephone Company, Inc. d/b/a TDS Telecom <sup>(1)</sup>	250314	X	X	X	X		X	
Somerset Telephone Company d/b/a TDS Telecom <sup>(1)</sup>	100024	X	X	X	X		X	
Southwestern Telephone Company d/b/a TDS Telecom <sup>(1)</sup>	452174	X	X	X	X		X	
Williston Telephone Company d/b/a TDS Telecom <sup>(1)</sup>	240551	X	X	X	X		X	
TDS Telecom Companies-Group D <sup>(2)</sup>								
Amelia Telephone Corporation d/b/a TDS Telecom <sup>(2)</sup>	190217	X	X	X	X		X	
Arizona Telephone Company d/b/a TDS Telecom <sup>(2)</sup>	452171	X	X	X	X		X	
Delta County Tele-Comm, Inc. d/b/a TDS Telecom <sup>(2)</sup>	462184	X	X	X	X		X	

(1) TDS Telecom Companies-Group C Special Access rates for 9 issuing carriers are pooled and listed under "TDS Telecom Companies-Group C" in Section 17.

(2) TDS Telecom Companies-Group D Special Access rates for 12 issuing carriers are pooled and listed under "TDS Telecom Companies-Group D" in Section 17.

Transmittal No. 190

(N)

(N)

**ACCESS SERVICE****16. Public Packet Data Network (Cont'd)****16.1 Frame Relay Access Service (Cont'd)**

Telephone Companies providing Frame Relay Access Service under this Section are indicated in the following table. (Cont'd)

Carrier	SAC	Stand-ard Ports	Chan-nelized End User Port	FRIC * FRAC	PVCs	DLCI	DSL Access Con-nection	Term Dis-counts
TDS Telecom Companies-Group D (Cont'd) <sup>(1)</sup>								
Leslie County Telephone Company d/b/a TDS Telecom <sup>(1)</sup>	260411	X	X	X	X		X	
Midway Telephone Company, LLC d/b/a TDS Telecom <sup>(1)</sup>	330909	X	X	X	X		X	
Riverside Telecom, LLC, LLC d/b/a TDS Telecom <sup>(1)</sup>	330943	X	X	X	X		X	
Tipton Telephone Company, Inc. d/b/a TDS Telecom <sup>(1)</sup>	320829	X	X	X	X		X	
Tri-County Telephone Company, Inc. d/b/a TDS Telecom <sup>(1)</sup>	320830	X	X	X	X		X	
Union Telephone Company d/b/a TDS Telecom <sup>(1)</sup>	120049	X	X	X	X		X	
Virginia Telephone Company d/b/a TDS Telecom <sup>(1)</sup>	190253	X	X	X	X		X	
Waunakee Telephone Company, LLC d/b/a TDS Telecom <sup>(1)</sup>	330968	X	X	X	X		X	
Wilton Telephone Company, Inc. d/b/a TDS Telecom <sup>(1)</sup>	120050	X	X	X	X		X	
Saco River Telephone LLC	100022	X	X	X	X		X	X

(1) TDS Telecom Companies-Group D Special Access rates for 12 issuing carriers are pooled and listed under "TDS Telecom Companies-Group D" in Section 17.

Transmittal No. 190

Issued: June 16, 2015

Effective: July 1, 2015

President  
7852 Walker Drive, Greenbelt, Maryland 20770

**ACCESS SERVICE**16. Public Packet Data Network (Cont'd)16.1 Frame Relay Access Service (Cont'd)

Telephone Companies providing Frame Relay Access Service under this Section are indicated in the following table. (Cont'd)

Carrier	SAC	Stand- ard Ports	Chan- nelized End User Port	FRIC * FRAC	PVCs	DLCI	DSL Access Con- nection	Term Dis- counts
Hancock Rural Telephone Corporation d/b/a NineStar Connect	320775	X	X	X	X			X
Piedmont Rural Telephone Cooperative, Inc.	240538	X	X	X	X			X
Ringgold Telephone Company	220382	X	X	X	X			X
Star Telephone Membership Corp.	230502	X	X	X	X			X
Winnebago Cooperative Telecom Association	351337	X	X	X	X			
Winnebago Cooperative Telecom Association	361337	X	X	X	X			
Totah Communications, Inc.	432030	X	X	X	X			
Totah Communications, Inc.	412030	X	X	X	X			
Pine Telephone Company	432017	X	X	X	X			X
Moundridge Telephone Company	411808	X	X	X	X			X
The Pioneer Telephone Association, Inc. d/b/a Pioneer Communications	411817	X	X	X	X			X
Arkwest Communications, Inc.	401734	X	X	X	X			X
Blackfoot Telephone Cooperative, Inc.	482235 483308	X	X	X	X			X
Chazy & Westport Telephone Corporation	150079	X	X	X	X			X
ComSouth Telecommunications, Inc.	220369	X	X	X	X			X
Consolidated Telecom, Inc.	371562	X	X	X	X			X
Consolidated Telephone Company	371532	X	X	X	X			X
Curtis Telephone Company	371536	X	X	X	X			X
Cross Tel. Co.	431985	X	X	X	X			X

(N)

(N)

Transmittal No. 208

Issued: June 16, 2017

Effective: July 1, 2017

President  
7852 Walker Drive, Greenbelt, Maryland 20770

**ACCESS SERVICE**16. Public Packet Data Network (Cont'd)16.1 Frame Relay Access Service (Cont'd)

Telephone Companies providing Frame Relay Access Service under this Section are indicated in the following table. (Cont'd)

Carrier	SAC	Stand-ard Ports	Chan-nelized End User Port	FRIC * FRAC	PVCs	DLCI	DSL Access Con-nection	Term Dis-counts
Eastex Telephone Cooperative, Inc.	442068	X	X	X	X			X
Fremont Telcom Co.	472222	X	X	X	X			X
Grand River Mutual Telephone Company-IA	351888	X	X	X	X			X
Grand River Mutual Telephone Company-MO	421888	X	X	X	X			X
Highland Telephone Cooperative	190237	X	X	X	X			X
Industry Telephone Company	442093	X	X	X	X			X
Lumos Telephone of Botetourt, Inc.	190249	X	X	X	X			X
Mark Twain Rural Telephone Company	421914	X	X	X	X			X
Mid-Plains Rural Tel. Coop., Inc.	442112	X	X	X	X			
Pineland Telephone Cooperative, Inc.	220377	X	X	X	X			X
Twin Lakes Telephone Cooperative Corp.	290579	X	X	X	X			X
Wilkes Telephone & Electric Company, Inc.	220394	X	X	X	X			X
Bruce Telephone Company, Inc.	280447	X	X	X	X			X
Chickamauga Telephone Corporation	220354	X	X	X	X			X
Fulton Telephone Company, Inc.	280455	X	X	X	X			X
Mound Bayou Telephone & Communications, Inc.	280462	X	X	X	X			X

(C)

Transmittal No. 217

Issued: August 17, 2018

Effective: September 1, 2018

President  
7852 Walker Drive, Greenbelt, Maryland 20770

**ACCESS SERVICE**16. Public Packet Data Network (Cont'd)16.1 Frame Relay Access Service (Cont'd)

Telephone Companies providing Frame Relay Access Service under this Section are indicated in the following table. (Cont'd)

Carrier	SAC	Stand-ard Ports	Chan-nelized End User Port	FRIC * FRAC	PVCs	DLCI	DSL Access Con-nection	Term Dis-counts
Blountsville Telephone LLC	250282	X	X	X	X			X
Granby Telephone LLC	110036	X	X	X	X			X
Hopper Telecommunications LLC	250300	X	X	X	X			X
Mid-Maine Telecom LLC	103315	X	X	X	X			X
Otelco Mid-Missouri LLC	421917	X	X	X	X			X
Pine Tree Telephone LLC	100020	X	X	X	X			X
Shoreham Telephone LLC	140064	X	X	X	X			X
War Telephone LLC	200258	X	X	X	X			X
Mutual Telephone Company	351252	X	X	X	X			X
Northern Iowa Telephone Company	351259	X	X	X	X			X
Webb-Dickens Telephone Corporation	351327	X	X	X	X			X
Smithville Telephone Company, Inc.	280467	X	X	X	X			X
Tri-County Telephone Company, Inc.	401726	X	X	X	X			X

(N)

(N)

Transmittal No. 208

Issued: June 16, 2017

Effective: July 1, 2017

President  
7852 Walker Drive, Greenbelt, Maryland 20770



**ACCESS SERVICE****16. Public Packet Data Network (Cont'd)****16.1 Frame Relay Access Service (Cont'd)**

Telephone Companies providing Frame Relay Access Service under this Section are indicated in the following table. (Cont'd)

Carrier	SAC	Stand-ard Ports	Chan-nelized End User Port	FRIC * FRAC	PVCs	DLCI	DSL Access Con-nection	Term Dis-counts
TDS Telecom Companies-Group E <sup>(1)</sup>		X	X	X	X			X
Communication Corporation of Michigan <sup>(1)</sup>	310672	X	X	X	X			X
Deposit Telephone Company, Inc. <sup>(1)</sup>	150098	X	X	X	X			X
Hampden Telephone Company <sup>(1)</sup>	100010	X	X	X	X			X
Hartland and St. Albans Telephone Company <sup>(1)</sup>	100011	X	X	X	X			X
Hornitos Telephone Co. <sup>(1)</sup>	542322	X	X	X	X			X
Ludlow Telephone Company <sup>(1)</sup>	140058	X	X	X	X			X
McClellanville Telephone Company, Inc. <sup>(1)</sup>	240533	X	X	X	X			X
New Castle Telephone Company <sup>(1)</sup>	193029	X	X	X	X			X
Port Byron Telephone Company <sup>(1)</sup>	150118	X	X	X	X			X
Southeast Mississippi Telephone Company, Inc. <sup>(1)</sup>	283301	X	X	X	X			X
St. Stephen Telephone Company <sup>(1)</sup>	240544	X	X	X	X			X
Sugar Valley Telephone Company <sup>(1)</sup>	170206	X	X	X	X			X
Vernon Telephone Company, Inc. <sup>(1)</sup>	150133	X	X	X	X			X
Warren Telephone Company <sup>(1)</sup>	100031	X	X	X	X			X
Winterhaven Telephone Company <sup>(1)</sup>	542323	X	X	X	X			X

(1) TDS Telecom Companies-Group E rates for four issuing carriers are pooled and listed under "TDS Telecom Companies-Group E" in Section 17.

Transmittal No. 208

Issued: June 16, 2017

President  
7852 Walker Drive, Greenbelt, Maryland 20770

Effective: July 1, 2017

(N)

(N)

**ACCESS SERVICE**16. Public Packet Data Network (Cont'd)16.1 Frame Relay Access Service (Cont'd)

Telephone Companies providing Frame Relay Access Service under this Section are indicated in the following table. (Cont'd)

Carrier	SAC	Stand-ard Ports	Chan-nelized End User Port	FRIC * FRAC	PVCs	DLCI	DSL Access Con-nection	Term Dis-counts
TDS Telecom Companies-Group F <sup>(1)</sup>		X	X	X	X			X
Asotin Telephone Company (OR) <sup>(1)</sup>	532404	X	X	X	X			X
Asotin Telephone Company (WA) <sup>(1)</sup>	522404	X	X	X	X			X
Calhoun City Telephone Company, Inc. <sup>(1)</sup>	280448	X	X	X	X			X
Chatham Telephone Company <sup>(1)</sup>	310685	X	X	X	X			X
Communications Corporation of Southern Indiana <sup>(1)</sup>	320809	X	X	X	X			X
Dickeyville Telephone, LLC <sup>(1)</sup>	330875	X	X	X	X			X
EastCoast Telecom of Wisconsin, LLC <sup>(1)</sup>	330914	X	X	X	X			X
Edwards Telephone Company, Inc. <sup>(1)</sup>	150092	X	X	X	X			X
Home Telephone Company, Inc. <sup>(1)</sup>	320778	X	X	X	X			X
Humphreys County Telephone Company <sup>(1)</sup>	290566	X	X	X	X			X
Mid-America Telephone, Inc. <sup>(1)</sup>	432010	X	X	X	X			X
Myrtle Telephone Company, Inc. <sup>(1)</sup>	287449	X	X	X	X			X
Potlatch Telephone Company <sup>(1)</sup>	472230	X	X	X	X			X
Shiawassee Telephone Company <sup>(1)</sup>	310726	X	X	X	X			X
Tenney Telephone Company, LLC <sup>(1)</sup>	330958	X	X	X	X			X
The Farmers Telephone Company, LLC <sup>(1)</sup>	330880	X	X	X	X			X
Wolverine Telephone Company <sup>(1)</sup>	310738	X	X	X	X			X

(1) TDS Telecom Companies-Group F rates for four issuing carriers are pooled and listed under "TDS Telecom Companies-Group F" in Section 17.

Transmittal No. 208

Issued: June 16, 2017

Effective: July 1, 2017

President  
7852 Walker Drive, Greenbelt, Maryland 20770

(N)

(N)

**ACCESS SERVICE**16. Public Packet Data Network (Cont'd)16.1 Frame Relay Access Service (Cont'd)

Telephone Companies providing Frame Relay Access Service under this Section are indicated in the following table. (Cont'd)

Carrier	SAC	Stand-ard Ports	Chan-nelized End User Port	FRIC * FRAC	PVCs	DLCI	DSL Access Con-nection	Term Dis-counts
TDS Telecom Companies-Group G <sup>(1)</sup>		X	X	X	X			X
Arcadia Telephone Company <sup>(1)</sup>	300585	X	X	X	X			X
Black Earth Telephone Company, LLC <sup>(1)</sup>	330849	X	X	X	X			X
Bonduel Telephone Company, LLC <sup>(1)</sup>	330851	X	X	X	X			X
Burlington, Brighton and Wheatland Telephone Company <sup>(1)</sup>	330856	X	X	X	X			X
Camden Telephone Company, Inc. <sup>(1)</sup>	320744	X	X	X	X			X
Cobbosseecontee Telephone Company <sup>(1)</sup>	100005	X	X	X	X			X
Continental Telephone Company <sup>(1)</sup>	300607	X	X	X	X			X
Grantland Telecom, LLC <sup>(1)</sup>	330930	X	X	X	X			X
Happy Valley Telephone Company <sup>(1)</sup>	542321	X	X	X	X			X
Island Telephone Company <sup>(1)</sup>	310677	X	X	X	X			X
Lewis River Telephone Company, Inc. <sup>(1)</sup>	522427	X	X	X	X			X
Lewisport Telephone Company <sup>(1)</sup>	260412	X	X	X	X			X
Little Miami Communications Corporation <sup>(1)</sup>	300613	X	X	X	X			X
Mahanoy and Mahantango Telephone Company <sup>(1)</sup>	170183	X	X	X	X			X
McDaniel Telephone Company <sup>(1)</sup>	522430	X	X	X	X			X

(1) TDS Telecom Companies-Group G rates for four issuing carriers are pooled and listed under "TDS Telecom Companies-Group G" in Section 17.

Transmittal No. 208

Issued: June 16, 2017

President  
7852 Walker Drive, Greenbelt, Maryland 20770

Effective: July 1, 2017

(N)

(N)

**ACCESS SERVICE****16. Public Packet Data Network (Cont'd)****16.1 Frame Relay Access Service (Cont'd)**

Telephone Companies providing Frame Relay Access Service under this Section are indicated in the following table. (Cont'd)

Carrier	SAC	Stand-ard Ports	Chan-nelized End User Port	FRIC * FRAC	PVCs	DLCI	DSL Access Con-nection	Term Dis-counts
TDS Telecom Companies-Group G <sup>(1)</sup> (Cont'd)		X	X	X	X			X
Mosinee Telephone Company LLC <sup>(1)</sup>	330915	X	X	X	X			X
Northfield Telephone Company <sup>(1)</sup>	140061	X	X	X	X			X
Oakwood Telephone Company <sup>(1)</sup>	300645	X	X	X	X			X
Vernon Telephone Company, Inc. - Oriskany Falls <sup>(1)</sup>	150114	X	X	X	X			X
Perkinsville Telephone Company, Inc. <sup>(1)</sup>	140062	X	X	X	X			X
Salem Telephone Company <sup>(1)</sup>	260417	X	X	X	X			X
Scandinavia Telephone Company, LLC <sup>(1)</sup>	330945	X	X	X	X			X
Southeast Telephone Co. of Wisconsin, LLC <sup>(1)</sup>	330952	X	X	X	X			X
The Home Telephone Company of Pittsboro, Inc. <sup>(1)</sup>	320777	X	X	X	X			X
The Island Telephone Company <sup>(1)</sup>	100007	X	X	X	X			X
The Merchant and Farmers Telephone Company <sup>(1)</sup>	320788	X	X	X	X			X
The State Long Distance Telephone Company, LLC <sup>(1)</sup>	330955	X	X	X	X			X
The West Penobscot Telephone and Telegraph Company <sup>(1)</sup>	100034	X	X	X	X			X
Township Telephone Company, Inc. <sup>(1)</sup>	150129	X	X	X	X			X
Winsted Telephone Company <sup>(1)</sup>	361507	X	X	X	X			X

(T)

(1) TDS Telecom Companies-Group G rates for four issuing carriers are pooled and listed under "TDS Telecom Companies-Group G" in Section 17.

Transmittal No. 214

Issued: March 16, 2018

Effective: April 1, 2018

President  
7852 Walker Drive, Greenbelt, Maryland 20770

**ACCESS SERVICE**16. Public Packet Data Network (Cont'd)

(M)

16.1 Frame Relay Access Service (Cont'd)16.1.1 General(A) General

Frame Relay Access Service (FRAS) is a medium-speed, connection-oriented packet-switched data service that allows for the interconnection of Local Area Networks (LANs) or other compatible end user customer premises equipment for the purpose of connecting to an access customer's interstate network. The terminal equipment accumulates the customer data and puts it into a frame relay format suitable for transmission over the FRAS network. This terminal equipment must conform to American National Standards Institute and Committee Consultat de International Telegraphique et Telephonique (CCITT) standards.

FRAS permits customers to share network bandwidth for data transmissions.

Rates and charges for FRAS are set forth in 17.4 following. The application of rates for FRAS is described in 16.1.2 following.

(T)

In addition to the regulations and charges specified in this section, the general regulations and charges specified in other sections of this tariff apply as appropriate.

(B) Service Description

FRAS is a transport service that facilitates the exchange of variable length information units (frames) between customer connections. Frames travel a fixed path through the network with an address that specifies the permanent virtual connection. Addresses are read by the network processor and the frames are relayed to the preassigned destination.

(M)

Material currently on this page formerly appeared on 2nd Revised Page 16-1.

Transmittal No. 129

Issued: June 15, 2007

Effective: June 30, 2007

President  
7852 Walker Drive, Greenbelt, Maryland 20770

**ACCESS SERVICE**16. Public Packet Data Network (Cont'd)16.1 Frame Relay Access Service (Cont'd)16.1.1 General (Cont'd)(B) Service Description (Cont'd)

The service includes: the End User Port, either Standard or Channelized, (also referred to as the User Network Interface (UNI)) connection, the Access Customer Port (also referred to as the Network-to-Network interface (NNI)) connection, and Permanent Virtual Connections (PVC) which have associated Committed Information Rates (CIRs). A special access facility (ordered out of Section 7 preceding) is used to connect to the frame relay switch. In addition to the foregoing services, the Telephone Company may also provide Frame Relay Access Connection arrangements described at Section 16.1.1(E) following, and Frame Relay Inter-Network Connection arrangements described at Section 16.1.1(F) following.

(N)  
—  
(N)

The Standard End User Port connection permits FRAS compatible end user customer premises equipment (CPE) to originate or terminate an interstate access service. Connections between end user customer premises equipment and the telephone company frame relay switch may be available at speeds of 56.0 kbps, 64.0 kbps, 1.544 Mbps, or 44.736 Mbps. The Channelized End User Port allows an end user to purchase FRAS at speeds of 56.0/64.0 kbps expandable, in addition to speeds greater than 64.0 kbps and up to 1.544 Mbps. Each End User Port connection requires the identification of a corresponding terminating port connection(s).

(C)  
(C)

The Access Customer Port connection connects the telephone company frame relay switch and the access customer's network. The facility connecting an access customer network to the telephone company frame relay switch may be offered at 1.544 Mbps or 44.736 Mbps as indicated in the Telephone Company's FRAS rates at Section 17.4.8 following.

(C)  
(N)

Connections are provided via Channel Terminations (see Section 7 Special Access Digital Data and High Capacity Services preceding). All regulations, rates and charges as specified in Section 7 will apply in addition to the rates and charges associated with FRAS.

All End User Port connections must be in conformance with American National Standards Institute (ANSI) standards T1.606-1990, T1.606 Addendum 1-1991, T1.606a-1992, T1.617, Annex D-1992. All Access Customer Port connections must be in conformance with ANSI standards T1.606b-1993 and Bellcore Technical Reference TR-TSV-001370, Issued: May 1993.

**ACCESS SERVICE**16. Public Packet Data Network (Cont'd)16.1 Frame Relay Access Service (Cont'd)16.1.1 General (Cont'd)(B) Service Description (Cont'd)

PVCs are software defined, end-to-end, bi-directional communications paths that are established and dis-established via the access service order process. While no physical circuits are dedicated, the two network addresses (one from each port connection) are connected electronically to form a PVC.

There are two types of PVCs available. The standard PVC establishes a communications path between two ports on the same frame relay switch. The extended PVC establishes a communications path between two ports on two interconnected telephone company frame relay switches.

At the time service is ordered the number of PVCs will be identified along with their Committed Information Rates. CIR is the bit rate at which the FRAM network commits to transfer data. Committed Information Rates provide for frame relay switch throughput at designated speeds. (See 16.1.2 (A) (3) following.) This information is required for network routing purposes.

(C) Ordering Options and Conditions

Frame Relay Access Service is ordered under the Access Order provisions set forth in Section 5 preceding. Also included in that section are other charges which may be associated with ordering FRAS (e.g., Service Date Change Charges, Cancellation Charges, etc.).

A minimum of two FRAS port connections are required for data to be transported between customer designated premises.

(N)

(N)

**ACCESS SERVICE**16. Public Packet Data Network (Cont'd)16.1 Frame Relay Access Service (Cont'd)16.1.1 General (Cont'd)(C) Ordering Options and Conditions (Cont'd)

When placing an order for FRAS the customer must specify:

- The number of Permanent Virtual Connections (PVCs) required;
- the location of the ports for each PVC;
- the Committed Information Rates (CIRs) that will be associated with each PVC;
- that the traffic consists of more than ten percent interstate traffic.

The port connecting the special access facility to the telephone company frame relay switch must be ordered and provided at the same speed as the special access facility.

When connecting to the port of another customer, the ordering customer must obtain authorization from the other customer.

When an extended PVC is ordered, the customer is responsible for placing the order with all telephone companies involved.

(D) Acceptance Testing

At no additional charge, the Telephone Company will, at the customer's request, cooperatively test at the time of installation.

(E) Service Description for Frame Relay Access Connection (FRAC)

As an alternative to providing a FRAS connection between the customer designated premises (CDP) and the frame relay switch through a combination of an End User Port and Special Access Digital Data or High Capacity transport, the Telephone Company may provide the FRAS connection by a Frame Relay Access Connection (FRAC). The FRAC combines a frame relay compatible 56.0 kbps, 64.0 kbps, 1.544 Mbps or 44.736 Mbps digital transport facility with an End User Port on a frame relay switch. The FRAC includes the Telephone

(N)

(N)



**ACCESS SERVICE**16. Public Packet Data Network (Cont'd)16.1 Frame Relay Access Service (Cont'd)16.1.1 General (Cont'd)(E) Service Description for Frame Relay Access Connection (FRAC)

(N)

Company facility between the CDP and the customer's serving wire center, the interoffice transport (if applicable) between the customer's serving wire center and a Telephone Company wire center equipped with a frame relay switch, and a Standard End User Port. The Standard End User Port is described at Section 16.1.1(B) preceding.

Telephone Companies offering FRAS under a FRAC arrangement are indicated by inclusion of a FRAC rate in Section 17.4.8 following.

(F) Service Description for Frame Relay Inter-Network Connection (FRIC)

As an alternative to providing a FRAS network to network connection between the Telephone Company's frame relay switch and the CDP through a combination of an Access Customer Port and Special Access High Capacity transport, the Telephone Company may provide the FRAS network to network connection by a Frame Relay Inter-network Connection (FRIC). The FRIC combines a frame relay compatible 1.544 Mbps or 44.736 Mbps digital transport facility with a port on a frame relay switch. The FRIC includes the Telephone Company facility between the customer designated premises (CDP) and the customer's serving wire center, the interoffice transport (if applicable) between the customer's Telephone Company serving wire center and a Telephone Company wire center equipped with a frame relay switch, and the Access Customer Port. The Access Customer Port is described at Section 16.1.1(B) preceding. The FRIC is offered at speeds of 1.544 Mbps or 44.736 Mbps.

A FRIC is not available for connection to customer frame relay networks that are not located within the Telephone Company's service area. Customers with frame relay networks located outside the Telephone Company's service area must separately order a FRAS Access Customer Port and Special Access High Capacity Channel transport in addition to any required PVC or FRAC services.

Telephone Companies offering FRAS under a FRIC arrangement are indicated by inclusion of a FRAC rate in Section 17.4.8 following.

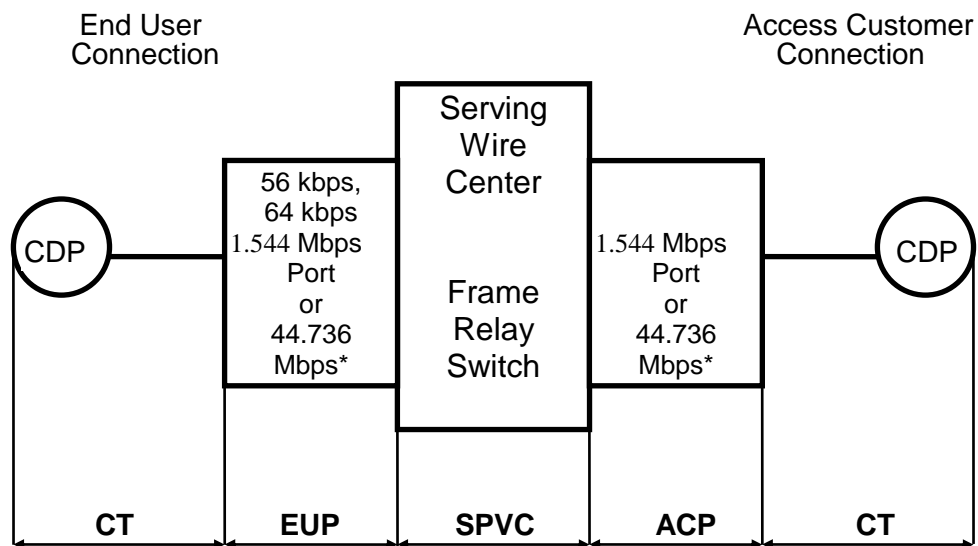
(N)

**ACCESS SERVICE**16. Public Packet Data Network (Cont'd)16.1 Frame Relay Access Service (Cont'd)16.1.2 Rate Regulations

This section contains the specific regulations governing the rates and charges that apply for Frame Relay Access Service.

(A) Rate Categories

The following diagrams depict a generic view of the components of FRAS and the manner in which the components are combined to provide Frame Relay Access Service and Interconnected Frame Relay Access Service.

**Frame Relay Access Service**

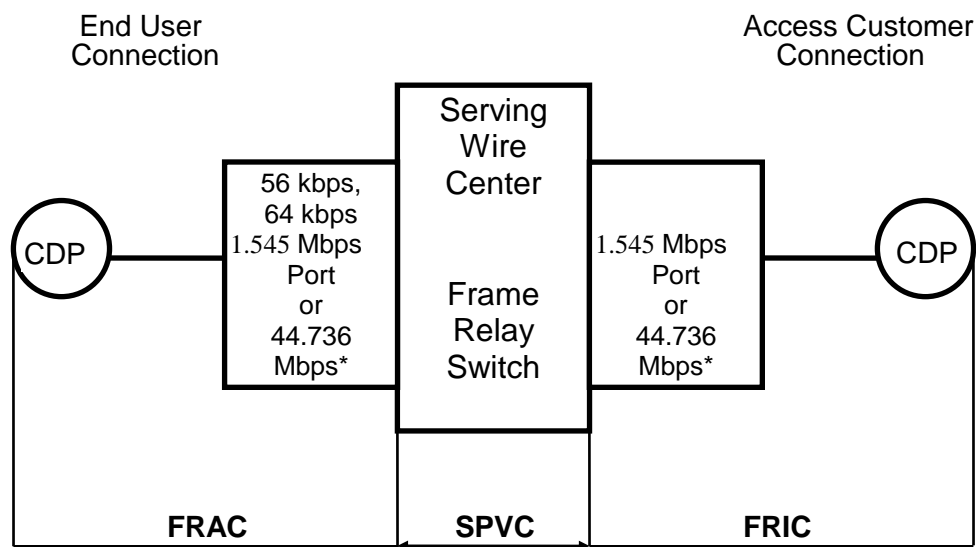
CDP - Customer Designated Premises  
CT - Channel Termination  
EUP - End User Port

SPVC- Standard Permanent Virtual Connection  
ACP - Access Customer Port

\* 44.736 Data speed availability is subject to individual Telephone Company offerings as indicated in Section 17.4.8 following.

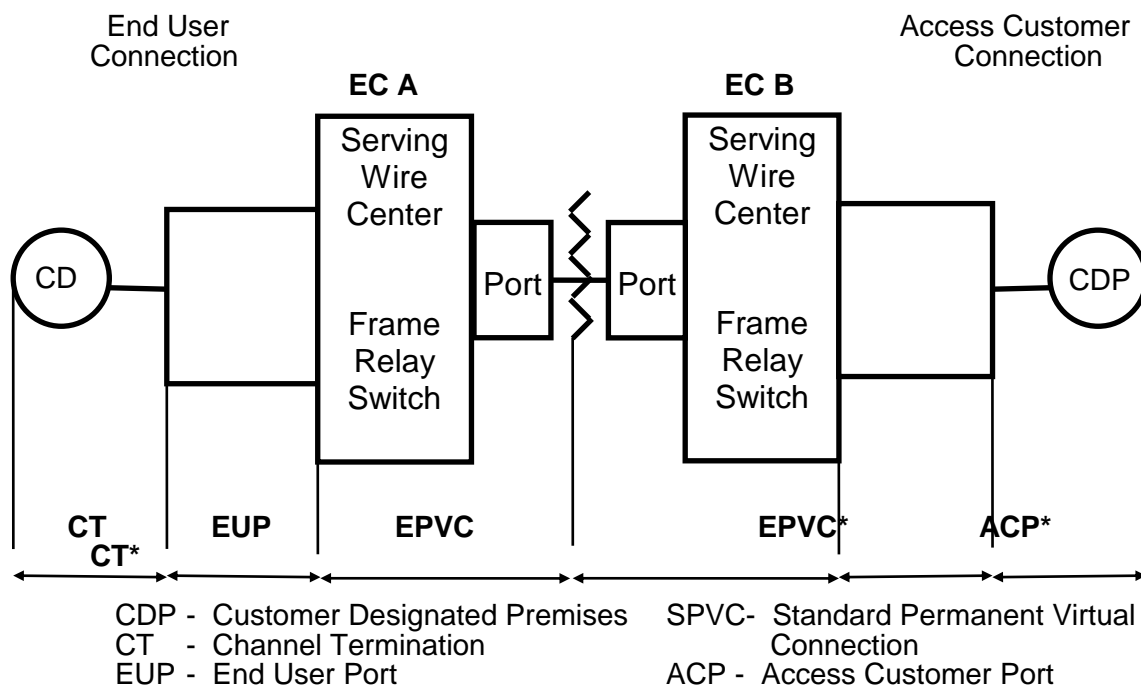
**ACCESS SERVICE**16. Public Packet Data Network (Cont'd)16.1 Frame Relay Access Service (Cont'd)16.1.2 Rate Regulations**Frame Relay Access Service**

For Telephone Companies with Frame Relay Access Connection (FRAC) and Frame Relay Inter-network Connection (FRIC) rate elements (access customer located in Telephone Company service area)



CDP - Customer Designated Premises    SPVC - Standard Permanent Virtual Connection  
FRAC - Frame Relay Access Connection    FRIC - Frame Relay Inter-Network Connection

\* 44.736 Data speed availability is subject to individual Telephone Company offerings as indicated in Section 17.4.8 following.

**ACCESS SERVICE**16. Public Packet Data Network (Cont'd)16.1 Frame Relay Access Service (Cont'd)16.1.2 Rate Regulations (Cont'd)(A) Rate Categories (Cont'd)**Interconnected  
Frame Relay Access Service**

(C)

\* The application of these charges by EC B is dependent upon EC B's access tariff.

Frame Relay Access Service is available at designated wire center locations only.

(1) End User Port - Standard

The Standard End User Port is the physical location in the telephone switching office where the special access facility of the customer connects to the FRAS Network. It receives the data frame from the end user customer's Local Area Network or other compatible CPE device and verifies that the end user connection and the corresponding access customer connection are valid before relaying the frame to the destination end point.

**ACCESS SERVICE**16. Public Packet Data Network (Cont'd)16.1 Frame Relay Access Service (Cont'd)16.1.2 Rate Regulations (Cont'd)(A) Rate Categories (Cont'd)(1) End User Port - Standard (Cont'd)

The Standard End User Port consists of either a 56.0 kbps, 64.0 kbps, or a 1.544 Mbps port interface connection. The port connecting the special access facility to the telephone company frame relay switch must be ordered and provided at the same speed as the special access facility. (See 7.9 and 7.10 preceding.) When a term discount is applied to a special access DS1 facility connecting to a 1.544 port on a frame relay switch, the discount on the port will be equivalent to the discount on the special access DS1 facility. Section 7.2.8(A) preceding specifies the conditions under which a term discount is applicable.

(2) End User Port – Channelized

The Channelized End User Port allows an end user to purchase Frame Relay Access Service at speeds of 56/64 expandable, in addition to speeds greater than 64 kbps and up to 1.544 Mbps. Full DS1 connectivity between the customer designated premises (CDP) and the frame relay switch is required. End users must purchase a dedicated DS1 special access facility from their CDP to a Digital Access Cross-Connect System (DACS) at their serving wire center to access the channelized connection. The Channelized End User Port configuration connects the DACS located at the end user's serving wire center with a DS1 port on the Frame Relay Switch. The channelized DS1 facility from the end user's serving wire center to the frame relay switch is a direct connection between the frame relay switch and the serving wire center DACS and is available only for the provisioning of frame relay service.

(T)

(T)

End user customers can purchase a non-expandable Channelized End User Port available at speeds of 56 and 64 kbps. The end user must purchase a dedicated 56/64 kbps loop to a DS1 to a voice multiplexor at the serving wire center for each 56/64 kbps channelized port connection.

The Channelized End User Port element is available only for use with Frame Relay Access Service and where sufficient facilities exist to provide the service. In addition, pricing and provisioning of frame relay services provided jointly with other companies will be dependent upon other company's DS1 prices and their agreement to provide channelized transport in their or other companies operating areas.

**ACCESS SERVICE**16. Public Packet Data Network (Cont'd)16.1 Frame Relay Access Service (Cont'd)16.1.2 Rate Regulations (Cont'd)(A) Rate Categories (Cont'd)(3) Access Customer Port

(C) (M)

The Access Customer Port is the physical location in the telephone company switching offices where the access customer's special access facility connects to the telephone company's FRAS network. It specifies how a frame relay switch sends and receives data from a frame relay access customer's network. The Access Customer Port is offered at a speed of 1.544 Mbps. The port connecting the special access facility to the telephone company frame relay switch must be ordered and provided at the same speed as the special access facility. (See 7.9 and 7.10 preceding.) Section 7.2.8(A) preceding specifies the conditions under which a term discount is applicable.

(M)

(4) Permanent Virtual Connection (PVC)

(C)

A PVC is a software defined communications path between two port connections within the FRAS network.

Each PVC is provisioned with a customer selected Committed Information Rate. The CIR is a transmission speed specified by the customer. CIRs range from 8 kbps to 768 kbps. The telephone company will provide switch capacity to permit the customer to transmit information with guaranteed delivery at the specified CIR. Transmissions at a rate above the subscribed CIR will be marked "Discard Eligible" (DE), and, should network congestion occur, are subject to being dropped by the network. If CIR is set equal to zero, then all frames will be marked DE. The CIR value selected cannot exceed the maximum transportation speed of the port at either end of the PVC.

(C)

(C)

Customers will be permitted to order multiple PVCs on a given port subject to switch limitations. Customers anticipating non-simultaneous transmission may order CIRs assigned to these multiple PVCs, the sum of which may theoretically exceed the actual throughput of the port. However, when simultaneous transmission of multiple PVCs occurs, the total of the transmission rate (CIRs) may not exceed the actual throughput of the port.

There are two types of PVCs available. The standard PVC establishes a communications path between the End User Port and the Access Customer Port on the same frame relay switch. The extended PVC establishes a communications path between the End User Port on a telephone company's frame relay switch and an Access Customer Port on another interconnected telephone company's frame relay switch.

Certain material currently found on this page formerly appeared on Original Page 16-7

**ACCESS SERVICE**16. Public Packet Data Network (Cont'd)16.1 Frame Relay Access Service (Cont'd)16.1.2 Rate Regulations (Cont'd)(A) Rate Categories (Cont'd)(5) Frame Relay Access Connection (FRAC)

The Frame Relay Access Connection (FRAC) rate element recovers the costs associated with the communication path between the end user's premises and the Telephone Company wire center equipped with a frame relay switch. The FRAC includes the physical transmission facility between the customer designated premises (CDP) and the customer's serving wire center, the interoffice transport (if applicable) between the customer's serving wire center and a wire center equipped with a frame relay switch, and the end user port on the Telephone Company's frame relay switch.

One FRAC charge applies per CDP at which the FRAS connection is terminated. This applies even if the CDP and the frame relay switch are collocated in a Telephone Company building.

Telephone Companies offering FRAS under a FRAC arrangement are indicated by inclusion of a FRAC rate in Section 17.4.8 following. Telephone Companies offering FRAS under a FRAC arrangement will assess a single monthly FRAC charge in lieu of separate charges for a Standard End User Port charge under Section 16.1.2(A)(1) preceding and Special Access Digital Data or High Capacity Service under, respectively, Sections 7.9 and 7.10 preceding.

(N)

(N)

**ACCESS SERVICE**16. Public Packet Data Network (Cont'd)16.1 Frame Relay Access Service (Cont'd)16.1.2 Rate Regulations (Cont'd)(A) Rate Categories (Cont'd)(6) Frame Relay Inter-network Connection (FRIC)

The Frame Relay Inter-network Connection (FRIC) rate element recovers the costs associated with the communication path for a network-to-network connection between the customer designated premises (CDP) and the Telephone Company wire center equipped with a frame relay switch. The FRIC includes the physical transmission facility between the CDP and the customer's serving wire center, the interoffice transport (if applicable) between the customer's serving wire center and a wire center equipped with a frame relay switch, and the Access Customer Port on the CDP at which the FRAS connection is terminated. This applies even if the CDP and the frame relay switch are collocated in a Telephone Company building.

A FRIC is not available for connection to customer frame relay networks that are not located within the Telephone Company's service area. Customers with frame relay networks located outside the Telephone Company's service area must separately order a FRAS Access Customer Port and Special Access High Capacity Channel transport in addition to any required PVC or FRAC services.

Telephone Companies offering FRAS under a FRIC arrangement are indicated by inclusion of a FRAC rate in Section 17.4.8 following.

(N)

(N)



**ACCESS SERVICE**16. Public Packet Data Network (Cont'd)16.1 Frame Relay Access Service (Cont'd)16.1.2 Rate Regulations (Cont'd)(B) Types of Rates and Charges

There are two types of rates and charges. They are monthly rates and nonrecurring charges. The rates and charges are described as follows:

(1) Monthly Rates

Monthly rates are recurring rates that apply each month or fraction thereof that a FRAS is provided. For billing purposes, each month is considered to have 30 days.

(2) Nonrecurring Charges

Nonrecurring charges are one-time charges that apply for specific work activity (i.e., installation or change to an existing service). The types of nonrecurring charges that apply for FRAS are: installation of service and service rearrangements. These charges are in addition to the Access Order Charges as specified in 17.4.1 following:

(a) Installation of Service

Nonrecurring charges apply for the installation of PVCs.

(N)

(N)

**ACCESS SERVICE**16. Public Packet Data Network (Cont'd)16.1 Frame Relay Access Service (Cont'd)16.1.2 Rate Regulations (Cont'd)(B) Types of Rates and Charges (Cont'd)(2) Nonrecurring Charges (Cont'd)(b) Service Rearrangements

Service Rearrangements are changes to existing (installed) service.

A PVC Rearrangement Charge will be applied whenever a change is made to the CIR of an existing PVC after initial port installation and/or a change is made to the termination port destination of the PVC.

Administrative changes will be made without charge(s) to the customer. Administrative changes are as follows:

- Change of customer name,
- Change of customer or customer's end user premises address when the change of address is not a result of physical relocation of equipment,
- Change in billing data (name, address, or contact name or telephone number),
- Change of agency authorization,
- Change of customer circuit identification,
- Change of billing account number,
- Change of customer or customer's end user contact name or telephone number, and
- Change of jurisdiction.

**ACCESS SERVICE**16. Public Packet Data Network (Cont'd)16.1 Frame Relay Access Service (Cont'd)16.1.2 Rate Regulations (Cont'd)(C) Minimum Period

The minimum period for FRAS is one month and the full monthly rate will apply to the first month. Adjustments for quantities of services established or discontinued in any billing period beyond the minimum period are as set forth in 2.4.1(F). The minimum period for the Frame Relay Service 1.544 Mbps port are as set forth in 2.4.2 and 5.5.1.

(D) Optional Features

The Optional Features rate category provides for optional features which may be added to FRAS in order to improve its quality or utility to meet specific communications requirements.

(1) Data Link Channel Identifiers (DLCI)

This Feature provides for the assignment of DLCIs per end user or access customer port connection. One DLCI is required per end user or access customer port. When any two DLCIs are mapped together, a PVC can be created. An initial DLCI is included with each end user or access customer port. An additional charge applies for every DLCI after the first one for each type of port.

(N)

(N)

**ACCESS SERVICE**16. Public Packet Data Network (Cont'd)16.1 Frame Relay Access Service (Cont'd)16.1.3 Optional Rate Plans

A Term Discount plan is available for Frame Relay Access Service (FRAS). The Term Discount applies to the Frame Relay Access Connection (FRAC) and Frame Relay Inter-network Connection (FRIC) charges. The End User Port, Inter-network Customer Port charges, and Permanent Virtual Connections (PVCs) are not eligible for a Term Discount. Under the Term Discount plan, the current monthly rates for eligible services are reduced by a fixed percentage. The amount of the discount percentage differs based on the length of the service commitment period selected by the customer. The Term Discount percentages for FRAS are as set forth in 17.4.8 following.

The Term Discount Optional Rate Plan is only available for those Telephone Companies indicating the Term Discounts within their FRAS rate section in Section 17.4.8 following.

The minimum service period on a month-to-month basis is one month. Under an Optional Rate Plan, the minimum service period is twelve months.

(A) Term Discounts

FRAS may be ordered at the customer's option on a month-to-month basis or for Term Discount periods of 36 months (3 years) or 60 months (5 years).

The minimum service period for all Term Discount plans is twelve months. The customer must specify the length of the service commitment period at the time the service is ordered.

For customers that subscribe to the Term Discount plan for 36 or 60 months, the Term Discount percentage as set forth in 17.4.8 following will be frozen from Company initiated decreases for the entire discount period at the percent in effect at the beginning of the Term Discount period.

(N)

(N)

**ACCESS SERVICE**16. Public Packet Data Network (Cont'd)16.1 Frame Relay Access Service (Cont'd)16.1.3 Optional Rate Plans(A) Term Discounts (Cont'd)

If a Term Discount Percentage increase occurs during the term of an existing Term Discount plan, the increased percentage will be applied automatically to the remainder of the current Term Discount period.

At the end of the Term Discount period, the customer may convert to month-to-month service or subscribe to a new Term Discount plan. If the customer does not make a choice by the end of the discount period, the rates will automatically convert to month-to-month service rates.

To be included in a Term Discount plan, all eligible FRAS rate elements must be ordered for the same commitment term (i.e., all 36 months or all 60 months) and with the same service date. When additional capacity is subsequently added, it will be available only on a month-to-month basis unless the discount period of the entire service is upgraded.

As long as the number of FRAS connections included in a Term Discount plan remains constant, customer requests to install and disconnect FRAS connections, including changes affecting different wire centers and/or customer designated premises, will not change the current Term Discount period or the minimum service period, and Discontinuance of Service charges as set forth in (3) following will not apply.

(1) Upgrades in Term Discounts

Services provided under month-to-month rates or Term Discount rates may be upgraded to a Term Discount plan at any time without incurring FRAS nonrecurring charges or discontinuance charges for existing services. The new Term Discount plan must meet or exceed the service term of the plan being upgraded. For example, a service with a 36 month commitment period may be upgraded to a new 36 month or 60 month service period. The monthly rates will be those that are in effect at the time the service is upgraded. A new minimum service period applies to all FRAS that is upgraded.

(N)

(N)

**ACCESS SERVICE**16. Public Packet Data Network (Cont'd)16.1 Frame Relay Access Service (Cont'd)16.1.3 Optional Rate Plans(A) Term Discounts (Cont'd)(2) Upgrades in Capacity

If the customer chooses to upgrade a service under the Term Discount plan to a higher capacity (e.g., from 56.0 kbps to 64.0 kbps or from 56.0 kbps or 64.0 kbps to 1.544 Mbps), discontinuance charges will not apply, provided all the following conditions are met:

- the customer's order for the disconnect of the existing service and the installation of the new service are received at the same time and specifically reference the application of upgrade in capacity,
- the customer's disconnect order for the existing service must reference the service installation order,
- the new service has a total capacity greater than the total capacity of the service being discontinued and,
- the new Term Discount period meets or exceeds the Term Discount period being discontinued.

A new minimum service period applies to all upgrades. A Frame Relay Access Connection nonrecurring charge for an equivalent capacity of the existing services being upgraded to the higher speed service will not be assessed. FRAC nonrecurring charges will not apply to the upgraded lower speed services placed on the higher speed service if requested at the same time as the upgrade request. Nonrecurring charges will apply for capacity that exceeds the existing equivalent capacity.

(N)

(N)

**ACCESS SERVICE**16. Public Packet Data Network (Cont'd)16.1 Frame Relay Access Service (Cont'd)16.1.3 Optional Rate Plans(A) Term Discounts (Cont'd)(2) Upgrades in Capacity (Cont'd)

Discontinuance charges will not apply should the customer choose to upgrade either a portion of or the entire FRAS under the Term Discount plan and move the service to a new customer location(s) within the same state and LATA where service is provided by the Telephone Company. (C)

(3) Discontinuance of Service

If the customer chooses to disconnect all or a portion of the service prior to the expiration of the Term Discount period, discontinuance charges will apply to the portion of the service being discontinued.

Should the customer choose to discontinue a Term Discount plan prior to the completion of the Optional Rate Plan (ORP) minimum service period, discontinuance charges will apply. Discontinuance charges equal to one-hundred percent of the total undiscounted monthly rates, less any amounts previously paid, will apply for the ORP minimum service period. (C)

Additionally, discontinuance charges of fifteen percent of the total undiscounted monthly charges will apply to the remaining portion of the unsatisfied term commitment period. (C)

For a 36 month (3 year) term commitment, the unsatisfied term commitment period is 24 months (36 months minus the 12 month ORP minimum service period). For a 60 month (5 year) term commitment, the unsatisfied term commitment period is 48 months (60 months minus the 12 month ORP minimum service period). For example, a customer chooses to discontinue a 1.544 Mbps (N)

Certain material previously found on this page now appears on Original Page 16-11.4.1.

Transmittal No. 215

Issued: June 18, 2018

Effective: July 3, 2018

President  
7852 Walker Drive, Greenbelt, Maryland 20770

**ACCESS SERVICE**16. Public Packet Data Network (Cont'd)16.1 Frame Relay Access Service (Cont'd)16.1.3 Optional Rate Plans(A) Term Discounts (Cont'd)(3) Discontinuance of Service (Cont'd)

Frame Relay Access Connection in month 10 of a 36 month term commitment period. The discontinuance charges for disconnecting prior to the completion of the ORP minimum service period and before the end of the term commitment period would be:

(the undiscounted 1.544 Mbps monthly rates) (12)-(10 months payment received)

Plus

(.15) x (24 months) x (the undiscounted 1.544 Mbps monthly rates)

Should the customer choose to discontinue service ordered under a Term Discount plan after the ORP minimum service period but before the completion of the discount period, discontinuance charges will apply. Discontinuance charges of fifteen percent of the total undiscounted monthly charges will apply to the remaining portion of the discount period. For example, a customer has a 1.544 Mbps Frame Relay Access Connection which it chooses to discontinue after 33 months into a 60-month service term. The discontinuance charge would be 0.15 times 27 months times the undiscounted monthly rates for that service.

(N)

(N)

(C) (M)

(M)

Certain material currently found on this page previously appeared on Original Page 16-11.4.

Transmittal No. 215



**ACCESS SERVICE**16. Public Packet Data Network (Cont'd)16.2 Asymmetrical Digital Subscriber Line (ADSL) Service

The Telephone Companies listed below offer Asymmetric Digital Subscriber Line (ADSL) Access Services under the provisions specified in this section as indicated on one or more of the following pricing arrangements: 1) non-discounted month-to-month rates (non-Discount Pricing Arrangement or non-DPA), 2) Term and Volume Plan (TVP) Pricing under Section 16.2.2(E), or 3) Discount Pricing Arrangement (DPA) pricing under Section 16.2.3.

<u>Telephone Company</u>	<u>Non-DPA</u>	<u>Section 16.2.2(E) TVP</u>	<u>Section 16.2.3 DPA</u>
Millington Telephone Company, Inc. d/b/a Ritter Communications	X		
Mt. Horeb Telephone Company	X		

(T)

Transmittal No. 176

**ACCESS SERVICE**16. Public Packet Data Network (Cont'd)16.2 Asymmetrical Digital Subscriber Line (ADSL) Service16.2.1 General Description(A) Basic Service Description

- (1) Asymmetrical Digital Subscriber Line (ADSL) Service is an access data technology service offered at various downstream (Down) and upstream (Up) speeds. The “Up” speed represents transmission speed in kilobits per second (Kbps), from the point of demarcation at the customer’s designated premises to the Telephone Company’s ADSL connection point; while the “Down” speed represents transmission speed in Kbps or Mbps from the Telephone Company’s ADSL connection point to the point of demarcation at the customer’s designated premises. Actual speed may be affected by loop distance and other factors.
- (2) The ADSL Service may require a splitter at both the customer’s designated premises and the Telephone Company’s serving wire center to split the traffic between data and voice. The customer is responsible for providing and maintaining the splitter at the customer designated premises.
- (3) ADSL Access Service is available as two service options, i.e., ADSL Voice-Data and ADSL Data-Only.
  - (a) The ADSL Voice-Data option provides transmission of data signals at peak data transmission speeds of 1 Mbps upstream and 8 Mbps downstream using the Telephone Company’s existing local exchange service line. This option may be used for simultaneous voice and data communications. (C)
  - (b) The ADSL Data-Only option provides transmission of data signals at peak transmission speeds of 1 Mbps upstream and 8 Mbps downstream using the Telephone Company’s existing local exchange copper facilities. This option does not provide the ability to transmit voice communications. (C)

(B) Service Provisioning

ADSL Service is provisioned over existing Telephone Company copper facilities and transported to the Telephone Company’s backbone network. ADSL Service provides a connection from the customer’s designated location (CDL) to the ADSL Connection Point.

Transmittal No. 174

**ACCESS SERVICE**

(C) (x)

(C) (x)

- (x) Filed under authority of Special Permission No. 06-002 of the Federal Communications Commission to reinstate currently effective material and to withdraw revisions filed under Transmittal 112 without becoming effective.

**ACCESS SERVICE**16. Public Packet Data Network (Cont'd)16.2 Asymmetrical Digital Subscriber Line (ADSL) Service (Cont'd)16.2.1 General Description (Cont'd)(B) Service Provisioning (Cont'd)

Access from the Telephone Company's ADSL Connection Point will be provided via High Capacity Special Access Service and/or Frame Relay Access Service, where facilities permit. High Capacity Special Access Service is available in Section 7.10 preceding. Frame Relay Access Service is available in Section 16.1 preceding. If a customer utilizes Special Access Service or Frame Relay Access Service pursuant to sections 7.10 or 16.1 preceding, the associated rates and charges for such facilities shall apply in addition to the rates and charges associated with the ADSL rate element.

(C) (x)

The Telephone Company will qualify the local exchange service loop between the customer's designated premises and the serving wire center. The purpose of qualification is to determine the availability and suitability of existing Telephone Company facilities to provide the service, and to determine if Loop Conditioning is required to support ADSL Service. The Telephone Company will not provision this service on facilities which are not suitable for ADSL.

The Telephone Company does not undertake to originate data, but offers the use of its ADSL service, where available, to customers for the purpose of transporting data originated by the customer or a third party.

All customers will be served from the nearest suitably equipped end office. Information pertaining to end offices equipped to provide ADSL Service is set forth in the National Exchange Carrier Association, Inc. (NECA) Tariff F.C.C. No. 4. ADSL Service will be provided subject to the availability and limitations of the Telephone Company wire centers and outside plant facilities. ADSL service is only available where technical capabilities permit such facility distance and type of physical plant.

(C) Responsibility of the Telephone Company

The Telephone Company will provision and maintain ADSL Service for the customer up to and including the Network Interface Device (NID) or the protector. The Telephone Company will advise the customer of the customer premises equipment (CPE) necessary to support ADSL Service that the customer will need to purchase.

- (x) Filed under authority of Special Permission No. 06-002 of the Federal Communications Commission to reinstate currently effective material and to withdraw revisions filed under Transmittal 112 without becoming effective.

**ACCESS SERVICE**16. Public Packet Data Network (Cont'd)16.2 Asymmetrical Digital Subscriber Line (ADSL) Service (Cont'd)16.2.1 General Description (Cont'd)(D) Rights of The Telephone Company

ADSL Access Service will be provided over existing Telephone Company local exchange service lines. Rates and regulations for ADSL Access Service are in addition to any rates and regulations that apply for the associated local exchange service line provided under the terms and conditions in the Telephone Company's general and/or local exchange service tariffs. The Telephone Company will automatically disconnect ADSL Access Service when the associated local exchange service line is disconnected for any reason.

The Telephone Company will not provision ADSL service if the Telephone Company has reasonably determined that (a) it is not technically feasible over existing facilities or (b) it will cause interference problems within the Telephone Company's network or other facilities.

During the Telephone Company's network maintenance and software update period, it may be necessary to temporarily place the ADSL central office equipment out of service. The Telephone Company reserves the right to temporarily interrupt ADSL Service at other times in emergency situations.

(C) (x)

(E) Responsibility of the Customer

The customer is responsible for providing the Telephone Company with the necessary information to provision ADSL Access Service (e.g., customer name, telephone number and premises address; billing name and address when different from the customer name and premise address; its Internet Protocol (IP) address; and the contact name and telephone number of the telecommunications service provider with which the customer's ADSL Access Service will interconnect).

The customer is responsible for providing compatible customer premises equipment (CPE) that is used for connection to ADSL Service.

The ISP/NSP customer is responsible for providing the Telephone Company with the necessary information (e.g., Data Link Connection Identifier(s), and/or Internet Protocol) to provision the ADSL Service.

The ISP/NSP customer will obtain the appropriate authorization to allow the Telephone Company to provision ADSL Service over the customer's end user's existing telephone exchange service line.

(C) (x)

Where required, the ISP/NSP customer will be responsible for obtaining permission from its subscriber(s) for the Telephone Company's agents or employees to enter the customer's Designated premises at a mutually agreed upon time for the purpose of installing, inspecting, repairing, or upon termination of the service, removing the service components of the Telephone Company.

The ISP/NSP customer will deal directly with its end user customers with respect to all matters pertaining to the service provided, including marketing, sales, ordering, installation, maintenance, trouble reporting, repair, billing and collections.

(x) Filed under authority of Special Permission No. 06-002 of the Federal Communications Commission to reinstate currently effective material and to withdraw revisions filed under Transmittal 112 without becoming effective.

**ACCESS SERVICE**16. Public Packet Data Network (Cont'd)16.2 Asymmetrical Digital Subscriber Line (ADSL) Service (Cont'd)16.2.2 Rate Regulations(A) Rate Elements

There are three types of rates and charges applicable to ADSL Service. These are a monthly rate, a nonrecurring charge and a network reconfiguration charge.

(C)  
(N)  
(N)

The monthly rate applies each month or fraction thereof for each local exchange service line equipped with ADSL Service.

A nonrecurring charge applies per local exchange service line for the installation of ADSL Service.

A DSL Network Reconfiguration Charge applies when the ADSL Access Service customer's telecommunications service provider requests the Telephone Company to modify the Telephone Company's network to: 1) accommodate a change in the ADSL Access Service customer's existing IP address or 2) limit the data speed delivered over the customer's existing ADSL Access Service line. A nonrecurring charge applies for each request per ADSL Access Service line. The Telephone Company will bill the DSL Network Reconfiguration Charge to the ADSL Access Service customer's telecommunications service provider.

(N)

All changes to existing ADSL Access Service (including but not limited to change of telecommunications service provider), other than changes involving DSL network reconfigurations and administrative activities, will be treated as a discontinuance of the existing service and an installation of a new service. A nonrecurring installation charge will apply per ADSL Access Service line for this work activity.

(N)

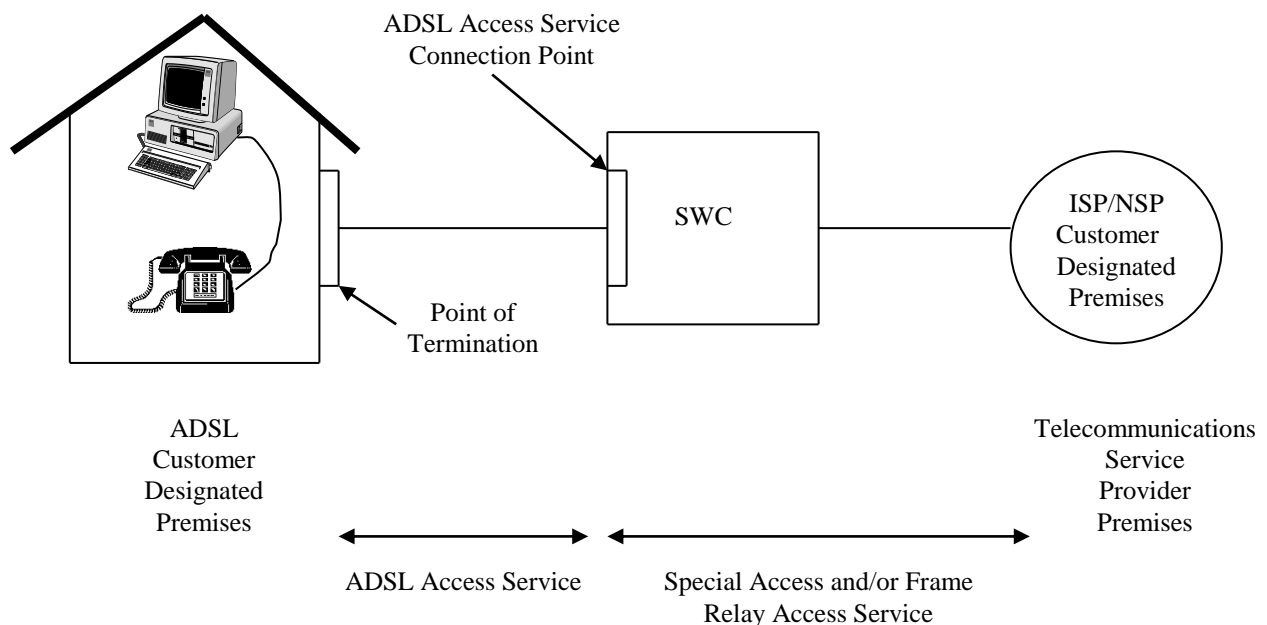
Rates and charges for ADSL Service are set forth in 17.4.8 following.

**ACCESS SERVICE**16. Public Packet Data Network (Cont'd)16.2 Asymmetrical Digital Subscriber Line (ADSL) Service (Cont'd)16.2.2 Rate Regulations (Cont'd)(B) Rate Application

ADSL Service is based on differing volume levels of ADSL connections per Section 17.4.8, following. (C)

The rates applicable to ADSL Service provided under an ADSL Term and Volume Plan (ADSL-TVP) arrangement are specified in 17.4.8, following. (C)

The following diagram depicts a typical ADSL Service configuration:

(C) Minimum Period

The minimum period for which ADSL Access Service is provided to a customer and for which charges are applicable is one month.

**ACCESS SERVICE**16. Public Packet Data Network (Cont'd)16.2 Asymmetrical Digital Subscriber Line (ADSL) Service (Cont'd)16.2.2 Rate Regulations (Cont'd)(D) Moves

A move involves a change in the physical location of one of the following:

- The Point of Termination at the customer designated premises
- The customer's designated premises

The provisions for moves of ADSL Access Service are the same as those described in Section 7.2.3, preceding, except that an Access Order Charge will not apply.

(E) Term and Volume Plan (TVP)(1) Description

The terms and conditions specified herein are applicable to ADSL Service and are in addition to other regulations as specified in this tariff.

The ADSL Term and Volume Plan (TVP) will allow customers discounted access rates based upon the volume and term commitment. Rates will be based upon the TVP selected by the customer.

Term plans of one (1), two (2) and three (3) years may be available to all customers at applicable rates set forth in the tariff regardless of when the subscription is made for a ADSL Service TVP arrangement. The customer must designate on the order the type of payment plan selected.

(C)

The minimum volume commitment of the TVP selected must be met within twelve (12) months after the TVP is initiated.



**ACCESS SERVICE**16. Public Packet Data Network (Cont'd)16.2 Asymmetrical Digital Subscriber Line (ADSL) Service (Cont'd)

(N)

16.2.2 Rate Regulations (Cont'd)(E) Term and Volume Plan (TVP) (Cont'd)(2) Rate Application

Upon expiration of a TVP period, the customer may choose a new TVP period, convert to month-to-month or terminate service. The month-to-month rates will be those rates that are in effect at the time of conversion. If the customer fails to make a choice by the end of the TVP period, the ADSL Service will continue billing at the existing term and volume commitment level rates and a new TVP period will begin based on previously effective term and volume commitment. All terms and conditions, including Termination Liabilities will apply to the new TVP period.

Conversion to a month-to-month or different TVP period will require the customer to submit a change order. Conversion of existing TVP service to a different TVP period will be allowed without application of any nonrecurring charges.

(3) Changes in Length of TVP Period

The customer may elect to convert to a new TVP period subject to the following conditions:

- (a) Credit will not be given toward the new payment period for payments made under the original TVP arrangement.
- (b) Nonrecurring charges will not be reapplied for existing service(s).
- (c) If the new TVP period is shorter in length than the time remaining under the existing TVP, the change to the new TVP period constitutes a discontinuance of the existing TVP service and termination liability charges apply.

(N)

**ACCESS SERVICE**16. Public Packet Data Network (Cont'd)16.2 Asymmetrical Digital Subscriber Line (ADSL) Service (Cont'd)16.2.2 Rate Regulations (Cont'd)(E) Term and Volume Plan (TVP) (Cont'd)(4) Rate Changes

The customer may terminate the TVP without penalty or liability should the rates increase during the term of the existing TVP, with the exception of rate changes that may occur as a result of FCC presubscription for rate increases.

(5) Annual Review

Each customer's TVP will be reviewed annually. The customer will be notified as to the status of the TVP if the in-service quantity of ADSL Services falls below the minimum volume commitment. An allowance of up to 3% will be considered as still having met the volume commitment. Where the customer has less than the volume commitment quantity for a specified discount, charges will be assessed.

If the total number of ADSL Services in service qualifies the customer for a different TVP rate, the customer will have the option of increasing the commitment quantity for the remainder of the plan.

(6) TVP Conditions

After enrolling in the plan, the customer may delete or add ADSL Services rated at the specified term period/threshold level rate at any time during the plan.

(D)  
|  
(D)

**ACCESS SERVICE**16. Public Packet Data Network (Cont'd)16.2 Asymmetrical Digital Subscriber Line (ADSL) Service (Cont'd)16.2.2 Rate Regulations (Cont'd)(E) Term and Volume Plan (TVP) (Cont'd)(7) Shortfall Charges for Failing To Meet Commitment

At the annual review, if the total volume in service does not meet the volume commitment, a payment equal to the difference between the TVP rate and the highest rate that would have been charged for services not under the TVP plan plus 10% will be assessed. The payment will be calculated using the prorated ADSL Service aggregation quantity at the time of the review. The customer may choose to increase the volume commitment within 30 days after enrollment to the TVP and continue the TVP arrangement or choose to be billed on a going forward basis under either a different TVP or under the month-to-month rates. If after 30 days, the TVP volume levels are not met, the TVP will be automatically changed to the standard month-to-month rates.

(8) Termination Liability

When a TVP service is discontinued prior to the end of the commitment period, termination liability charges will apply, as set forth below, based on the remainder of the TVP period in effect at the time of disconnect.

One Year TVP – Prorated payment based on the ADSL Service Level Package mix times the number of remaining months of the first year's recurring charges.

Two Year TVP – Prorated payment based on the ADSL Service Level Package mix times the number of remaining months of the first and second year's recurring charges.

Three Year TVP – Prorated payment based on the ADSL Service Level Package mix times the number of remaining months of the first, second and third year's recurring charges.

(N)  
|  
(N)

**ACCESS SERVICE**16. Public Packet Data Network (Cont'd)16.2 Asymmetrical Digital Subscriber Line (ADSL) Service (Cont'd)16.2.3 ADSL Service Discount Pricing Arrangement

(N)

(A) General

The telecommunications services offered under an ADSL Access Services Discount Pricing Arrangement (DPA) are provided at wholesale rates to the customer under the conditions listed below.

- (1) The customer purchases ADSL Service as described in Section 16.2.1, preceding, for the purpose of combining these telecommunications services with its own information service(s) to create a new retail service for sale to its end user customer(s).
- (2) In addition to the obligations specified in Section 16.2.1(E), preceding, the customer assumes the following obligations:
  - (a) The customer will deal directly with its end user customers with respect to all matters pertaining to the service provided, including marketing, sales, ordering, installation, maintenance, trouble reporting, repair, billing and collections. The customer will not direct its end users to contact the Telephone Company for any aspect of the service the customer provides.
  - (b) The customer will submit orders for ADSL Access Service to the Telephone Company in a format and manner designated by the Telephone Company.
  - (c) The customer will obtain the appropriate authorization to allow the Telephone Company to provision ADSL Access Service over the customer's end user's existing telephone exchange service line.

(N)

**ACCESS SERVICE**16. Public Packet Data Network (Cont'd)16.2 Asymmetrical Digital Subscriber Line (ADSL) Service (Cont'd)16.2.3 ADSL Service Discount Pricing Arrangement (Cont'd)

(N)

(A) General (Cont'd)

When the customer purchases ADSL Service under the ADSL Service DPA, the rates and charges specified for a Telephone Company for the ADSL Service DPA will apply. The ADSL Service DPA is only available from those Telephone Companies with rates indicated for ADSL Service DPA in Section 17.4.8 following.

Services provided under the ADSL Service DPA are available under a Monthly Plan at the rates and charges specified in Section 17.4.8, following, or under an ADSL Service DPA Term Plan described in Section 16.2.3(B) following, at the rates and charges specified in Section 17.4.8, following.)

A monthly charge applies for each ADSL Service line covered under the DPA. A nonrecurring charge applies for the installation of each ADSL Service line under the DPA. A DSL Network Reconfiguration Charge as described at Section 16.2.2(a) preceding would apply for each requested reconfiguration for each ADSL Service line covered under the DPA.

The Telephone Company will bill the customer an Access Order Charge, per order, to convert an in-service ADSL Service line originally purchased under the provisions specified in Section 16.2.2, preceding, to the DSL Access Services DPA, provided the customer obtains written authorization from its end user authorizing such conversion, where necessary. Per-line nonrecurring charges specified in Section 17.4.8, following, do not apply to conversion of in-service ADSL lines to a DPA.

(N)

**ACCESS SERVICE**16. Public Packet Data Network (Cont'd)16.2 Asymmetrical Digital Subscriber Line (ADSL) Service (Cont'd)16.2.3 ADSL Service Discount Pricing Arrangement (Cont'd)(B) ADSL Service DPA Term Plan(1) Description

The ADSL Service DPA Term Plan provides the customer with reduced rates based on the length of the customer's term commitment and its selected pricing option. The ADSL Service DPA Term Plan is available for the terms and pricing options specified in Section 17.4.8. The Telephone Company will establish an ADSL Service DPA Term Plan for each Serving Wire Center (SWC) based on the customer's order notifying the Telephone Company which ADSL-equipped SWC(s) the customer wants included in the plan(s) and its selected term commitment and pricing option for each SWC. An Access Order Charge applies for each order to establish the initial ADSL Service DPA Term Plan(s).

(C)  
(C)

When the customer subscribes to an ADSL Service DPA Term Plan, all in-service ADSL Access Service lines provided out of and subsequently installed at the included SWC will be billed the rates and charges specified in Section 17.4.8, following, for the length of the term commitment. In addition to the applicable ADSL Line Charges, the customer will be billed a recurring monthly ADSL Service DPA Term Plan Charge for each SWC included in an ADSL Service DPA Term Plan, as specified in Section 17.4.8, following, based on its selected pricing option.

If the Telephone Company decreases the rates specified in Section 17.4.8, following, during the term of a commitment period, the decreased rates will automatically be applied for the remainder of the current commitment period.

**ACCESS SERVICE**16. Public Packet Data Network (Cont'd)16.2 Asymmetrical Digital Subscriber Line (ADSL) Service (Cont'd)16.2.3 ADSL Service Discount Pricing Arrangement (Cont'd)

(N)

(B) ADSL Service DPA Term Plan (Cont'd)(1) Description (Cont'd)

At the end of the ADSL Service DPA Term Plan, the customer may elect to establish a new ADSL Service DPA Term Plan commitment, convert to the rates available under the Monthly Plan, or discontinue service. If the customer does not make an election by the end of the ADSL Service DPA Term Plan, the rates for all ADSL Service lines will automatically be converted to the rates available under the Monthly Plan specified in Section 17.4.8, following. An Access Order Charge will not apply to any election made by the customer at the end of the ADSL Service DPA Term Plan.

An ADSL Service DPA Term Plan is subject to payment for early termination as described in Section 16.2.3(B)(4), following.

(2) Upgrades in ADSL Service DPA Term Plan

A customer may terminate an ADSL Service DPA Term Plan without the application of a termination liability charge when the customer replaces its original ADSL Service DPA Term Plan commitment with a new ADSL Service DPA Term Plan commitment provided the length and pricing option of the new ADSL Service DPA Term Plan commitment is equal to or greater than the length and pricing option of the original ADSL Service DPA Term Plan commitment. An Access Order Charge will not apply when the customer replaces an existing ADSL Service DPA Term Plan with a new ADSL Service DPA Term Plan commitment under this provision.

(N)

**ACCESS SERVICE**16. Public Packet Data Network (Cont'd)16.2 Asymmetrical Digital Subscriber Line (ADSL) Service (Cont'd)16.2.3 ADSL Service Discount Pricing Arrangement (Cont'd)

(N)

(B) ADSL Service DPA Term Plan (Cont'd)3) Termination without Liability

A customer may terminate an ADSL Service DPA Term Plan without the application of a termination liability charge if the Telephone Company increases the ADSL Service DPA Term Plan monthly rates described in Section 17.4.8, following, during the term of the existing commitment. The customer has 90 days following such rate increase to notify the Telephone Company in writing of its intent to terminate its ADSL Service DPA Term Plan under this section; otherwise, the increased rates will apply for the remainder of the commitment period.

(4) Termination with Liability

If the customer elects to terminate its ADSL Service DPA Term Plan(s) prior to the end of the commitment period for any reason other than specified in (2) or (3), preceding, a termination liability charge will apply. For each ADSL Service DPA Term Plan terminated prior to the end of the commitment period, the Telephone Company will bill the customer a charge equal to the monthly ADSL Service DPA Term Plan Charge for its selected pricing option as specified in Section 17.4.8, following, multiplied by the number of months remaining in the commitment period.

ADSL Service DPA Monthly Plan rates as described in Section 17.4.8, following, will apply to all in-service ADSL Lines following the early termination of an ADSL Service DPA Term Plan.

(N)



**ACCESS SERVICE**16. Public Packet Data Network (Cont'd)16.3 Symmetrical Digital Subscriber Line Access Service

Telephone Companies providing SDSL Service under this Section are indicated in the following table.

<u>Telephone Company</u>

(D)

(D)

16.3.1 General

Symmetrical Digital Subscriber Line (SDSL) Access Service provides the customer the ability to transmit data to (upstream rate) and receive data from (downstream rate) a DSL Access Service Connection Point at the same speed using the Telephone Company's existing local exchange copper facilities. A DSL Access Service Connection Point is an interconnection point designated by the Telephone Company that aggregates data traffic from and to Telephone Company SDSL-equipped Serving Wire Centers (SWCs). The DSL Access Service Connection Point may be located within the operating territory of the Telephone Company or in the operating territory of another telephone company, provided both telephone companies agree to such an arrangement.

At the DSL Access Service Connection Point, the customer's SDSL Access Service must be connected to a telecommunications service provider's customer designated premise using the Telephone Company's Special Access Services when the Connection Point is located within the Telephone Company's operating territory. When the Connection Point is located in the operating territory of another telephone company, the customer's SDSL Access Service must be connected to a telecommunications service provider's customer designated premises using equivalent access services provided by that telephone company.

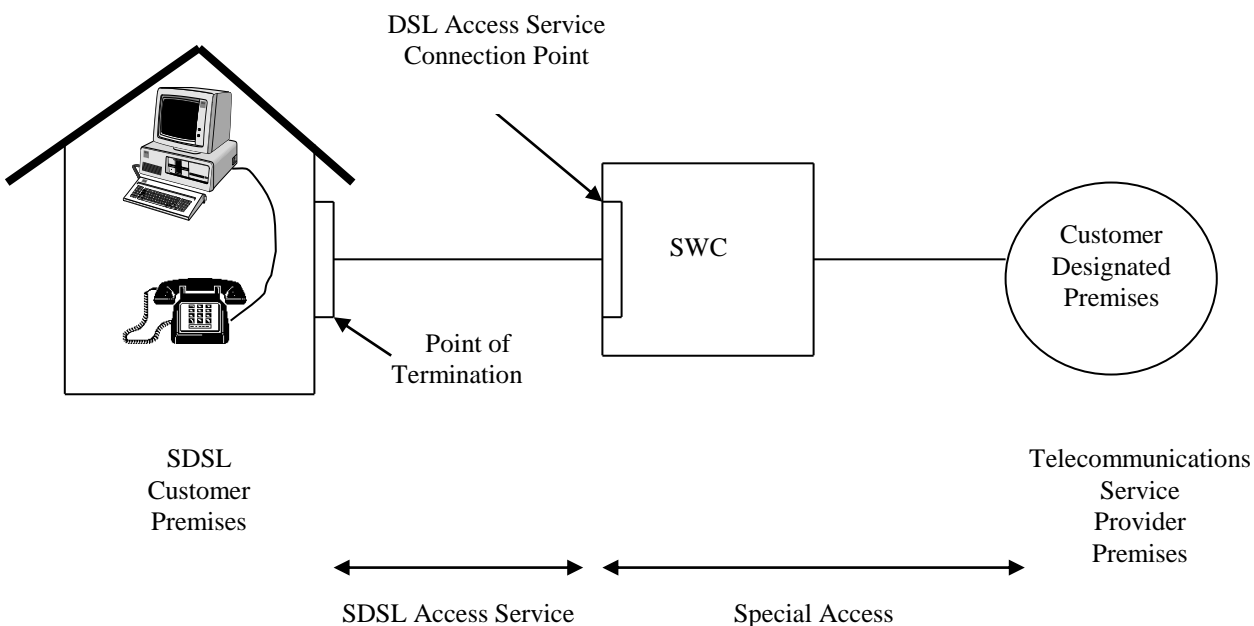
SDSL Access Service is available as two service options, i.e., SDSL Voice-Data and SDSL Data-Only.

- (A) The SDSL Voice-Data option provides transmission of data signals at a peak data transmission speed of up to 1.544 Mbps using the Telephone Company's existing local exchange service line. This option may be used for simultaneous voice and data communications.
- (B) The SDSL Data-Only option provides transmission of data signals at a peak transmission speed of up to 1.544 Mbps using the Telephone Company's existing local exchange copper facilities. This option does not provide the ability to transmit voice communications.

Transmittal No. 132

**ACCESS SERVICE**16. Public Packet Data Network (Cont'd)16.3 Symmetrical Digital Subscriber Line Access Service (Cont'd)16.3.1 General (Cont'd)

A generic view of how SDSL Access Service would be interconnected with a telecommunications service provider's network is depicted in the figure following. In this example, the customer's SDSL-equipped serving wire center is designated as a DSL Access Service Connection Point. The customer orders SDSL Access Service pursuant to the provisions specified in this section. The SDSL Access Service customer's telecommunications service provider orders Special Access Service pursuant to the provisions specified in Section 7.10 preceding to connect its customer designated premises to the DSL Access Service Connection Point.

SDSL ACCESS SERVICE

**ACCESS SERVICE**16. Public Packet Data Network (Cont'd)16.3 Symmetrical Digital Subscriber Line Access Service (Cont'd)16.3.2 Limitations

SDSL Access Service is available as two service options as described above. Peak speeds are not guaranteed by the Telephone Company due to factors that may affect the actual speeds delivered, including the SDSL Access Service customer's distance from the Telephone Company Serving Wire Center, condition of the existing copper facilities, and limitations in the telecommunications service provider's network design.

The Telephone Company does not provide customer premises equipment (CPE) in conjunction with the SDSL Access Service offering.

SDSL Access Service may not be used in conjunction with multi-point Special Access Service configurations as described in 7.1.3, preceding.

SDSL Access Service will be furnished where suitable facilities exist as determined by the Telephone Company. The Telephone Company will identify its SDSL-equipped Serving Wire Centers and DSL Access Service Connection Points in the NATIONAL EXCHANGE CARRIER ASSOCIATION, INC. Tariff F.C.C. No. 4.

SDSL Access Service will be provided over existing Telephone Company local exchange service facilities. When the customer orders the SDSL Voice-Data option, the rates and regulations for SDSL Access Service are in addition to any rates and regulations that apply for the associated local exchange service line provided under the terms and conditions in the Telephone Company's general and/or local exchange service tariffs. The Telephone Company will automatically disconnect the SDSL Access Service Voice-Data option when the associated local exchange service line is disconnected for any reason.

Rates and regulations for Special Access Service will apply for the access service(s) provided between the telecommunications service provider's customer designated premises and the DSL Access Service Connection Point, as described in Section 7.10 preceding.

(N)

(N)

**ACCESS SERVICE**16. Public Packet Data Network (Cont'd)16.3 Symmetrical Digital Subscriber Line Access Service (Cont'd)16.3.3 Undertaking of the Telephone Company

The Telephone Company will provide SDSL Access Service at the rates and charges set forth in 17.4 as follows:

- (A) The Telephone Company will determine if the associated local exchange service line or copper facilities are suitable for use with the SDSL Access Service option ordered by the customer. Service will not be provided on facilities that the Telephone Company determines are not suitable for SDSL Access Service or on facilities that produce interference with other services provided by the Telephone Company.
- (B) The Telephone Company, after determining if the facilities are suitable for SDSL Access Service, will notify the customer if the customer's CPE is compatible with the equipment deployed in the Telephone Company's Serving Wire Center and if any additional CPE is necessary to support SDSL Access Service.
- (C) The Telephone Company will provision and maintain SDSL Access Service from the DSL Connection Point to the Point of Termination at the SDSL Access Service customer's premises.

16.3.4 Obligations of the Customer

In addition to the regulations described in other sections of this tariff, the following provisions apply to SDSL Access Service:

- (A) The customer is responsible for providing the Telephone Company with the necessary information to provision SDSL Access Service (e.g., customer name, telephone number and premises address; billing name and address when different from the customer name and premises address; customer contact name and telephone number and the contact name and telephone number of the telecommunications service provider with which the customer's SDSL Access Service will interconnect).
- (B) The customer is responsible for providing and maintaining all required customer provided equipment (CPE), which is compatible with SDSL Access Service.
- (C) The ISP/NSP customer will obtain the appropriate authorization to allow the Telephone Company to provision SDSL Voice-Data Access Service over the customer's end user's existing telephone exchange service line.
- (D) The ISP/NSP customer will deal directly with its end user customers with respect to all matters pertaining to the service provided, including marketing, sales, ordering, installation, maintenance, trouble reporting, repair, billing and collections.

(N)

(N)

**ACCESS SERVICE**16. Public Packet Data Network (Cont'd)16.3 Symmetrical Digital Subscriber Line Access Service (Cont'd)16.3.5 Rate Regulations

This section contains the regulations governing the rates and charges that apply for SDSL Access Service. Regulations governing the rates and charges for the Special Access Services provided under tariff used in conjunction with SDSL Access Service are as specified in Section 7.10 preceding.

(A) Minimum Period

The minimum period for which SDSL Access Service is provided to a customer and for which charges are applicable is one month.

(B) Moves

A move involves a change in the physical location of one of the following:

- The Point of Termination at the SDSL Access Service customer designated premises
- The SDSL Access Service customer designated premises

The provisions for moves of SDSL Access Service are the same as those described in 7.2.3, preceding, except that an Access Order Charge will not apply to move orders for the SDSL Access Service Voice-Data option.

(C) Temporary Suspension of Service

When the associated local exchange service line over which the SDSL Voice-Data option is provided is temporarily suspended, the SDSL Access Service and one-half of the SDSL Line Charge monthly rate will be temporarily suspended for the time period that the associated local exchange service is suspended.

(N)

(N)

**ACCESS SERVICE**16. Public Packet Data Network (Cont'd)16.3 Symmetrical Digital Subscriber Line Access Service (Cont'd)16.3.5 Rate Regulations (Cont'd)(D) Rate Categories

There are three types of rates and charges applicable to SDSL Access Service. These are a monthly rate, a nonrecurring charge and a network reconfiguration charge.

(C)  
(N)  
(N)

The monthly rate applies each month or fraction thereof for each SDSL Voice-Data option and SDSL Data-Only option ordered by the customer.

A nonrecurring charge applies for each SDSL Voice-Data and SDSL Data-Only option ordered by the customer for the installation of SDSL Access Service.

A DSL Network Reconfiguration Charge applies when the SDSL Access Service customer's telecommunications service provider requests the Telephone Company to modify the Telephone Company's network to: 1) accommodate a change in the SDSL Access Service customer's existing IP address or 2) limit the data speed delivered over the customer's existing SDSL Access Service line. A nonrecurring charge applies for each request per SDSL Access Service line. The Telephone Company will bill the DSL Network Reconfiguration Charge to the SDSL Access Service customer's telecommunications service provider.

(N)

All changes to existing SDSL Access Service (including but not limited to change of service option, change of service level speed and/or change of telecommunications service provider), other than changes involving DSL network reconfigurations and administrative activities, will be treated as a discontinuance of the existing service and an installation of a new service. A nonrecurring installation charge will apply per SDSL Access Service line for this work activity.

(N)

Rates and charges for SDSL Access Service are as set forth in 17.4.8 following.

**ACCESS SERVICE****16. Public Packet Data Network (Cont'd)****16.4 Ethernet Transport Service**

Telephone Companies providing Ethernet Transport Service (ETS) under this Section are indicated in the following table.

<u>Telephone Company</u>	<u>Study Area Code</u>	<u>Provides ETS without Meet Point Interface</u>	<u>Provides ETS with Meet Point Interface</u>	<u>ETS Term Discount Plan</u>	<u>VLAN Service</u>
TDS Telecom Companies-Group A <sup>(1)</sup>		X		X	
Camden Tel. and Telegraph Company, Inc. d/b/a TDS Telecom <sup>(1)</sup>	220351	X		X	
Mt. Vernon Telephone Company d/b/a TDS Telecom <sup>(1)</sup>	330917	X		X	
Oklahoma Communication Systems, LLC d/b/a TDS Telecom <sup>(1)</sup>	431984	X		X	
Tennessee Telephone Company d/b/a TDS Telecom <sup>(1)</sup>	290575	X		X	
Chesnee Telephone Company, Inc. d/b/a Chesnee Communications	240515	X			
Farmers Telephone Cooperative, Inc.	240520		X	X	X
Gearheart Communications Company, Inc. d/b/a Coalfields Telephone Company	260408	X			
Millington Telephone Company d/b/a Ritter Communications	290571	X			
Skyline Telephone Membership Corporation	230501	X		X	
Yadkin Valley Telephone Membership Corporation	230511	X			
Home Telephone ILEC, LLC d/b/a Home Telecom	240527	X		X	
Mt. Horeb Telephone Company	330916	X		X	
Livingston Telephone Company	442107	X		X	

(T)

(1) TDS Telecom Companies - Group A rates for four issuing carriers are pooled and listed under "TDS Telecom Companies-Group A" in Section 17.

Transmittal No. 214

Issued: March 16, 2018

Effective: April 1, 2018

President  
7852 Walker Drive, Greenbelt, Maryland 20770

**ACCESS SERVICE**16. Public Packet Data Network (Cont'd)16.4 Ethernet Transport Service (Cont'd)

Telephone Companies providing Ethernet Transport Service (ETS) under this Section are indicated in the following table.

<u>Telephone Company</u>	<u>Study Area Code</u>	<u>Provides ETS without Meet Point Interface</u>	<u>Provides ETS with Meet Point Interface</u>	<u>ETS Term Discount Plan</u>	<u>VLAN Service</u>
TDS Telecom Companies-Group B <sup>(1)</sup>					
Arvig Telephone Company d/b/a TDS Telecom <sup>(1)</sup>	361350	X		X	
Badger Telecom, LLC d/b/a TDS Telecom <sup>(1)</sup>	330844	X		X	
Blue Ridge Telephone Company d/b/a TDS Telecom <sup>(1)</sup>	220346	X		X	
Bridge Water Telephone Company d/b/a TDS Telecom <sup>(1)</sup>	361362	X		X	
Central State Telephone Company, LLC d/b/a TDS Telecom <sup>(1)</sup>	330859	X		X	
Concord Telephone Exchange, Inc. d/b/a TDS Telecom <sup>(1)</sup>	290559	X		X	
Mid-Plains Telephone Company, LLC d/b/a TDS Telecom <sup>(1)</sup>	330881	X		X	
Mid-State Telephone Company d/b/a TDS Telecom <sup>(1)</sup>	361433	X		X	

(1) TDS Telecom Companies - Group B Public Packet Data Network rates for 15 issuing carriers are pooled and listed under "TDS Telecom Companies-Group B" in Section 17.

Transmittal No. 181

Issued: June 16, 2014

Effective: July 1, 2014

President  
7852 Walker Drive, Greenbelt, Maryland 20770



**ACCESS SERVICE**16. Public Packet Data Network (Cont'd)16.4 Ethernet Transport Service (Cont'd)

Telephone Companies providing Ethernet Transport Service (ETS) under this Section are indicated in the following table.

<u>Telephone Company</u>	<u>Study Area Code</u>	<u>Provides ETS without Meet Point Interface</u>	<u>Provides ETS with Meet Point Interface</u>	<u>ETS Term Discount Plan</u>	<u>VLAN Service</u>
TDS Telecom Companies-Group B <sup>(1)</sup>					
Nelson-Ball Ground Telephone Company d/b/a TDS Telecom <sup>(1)</sup>	220375	X		X	
Quincy Telephone Company d/b/a TDS Telecom <sup>(1)</sup>	210338	X		X	
Quincy Telephone Company d/b/a TDS Telecom <sup>(1)</sup>	220338	X		X	
Stockbridge & Sherwood Telephone Company d/b/a TDS Telecom <sup>(1)</sup>	330954	X		X	
Strasburg Telephone Company d/b/a TDS Telecom <sup>(1)</sup>	462207	X		X	
Tellico Telephone Company, Inc. d/b/a TDS Telecom <sup>(1)</sup>	290578	X		X	
UTELCO, LLC d/b/a TDS Telecom <sup>(1)</sup>	330963	X		X	
Bixby Telephone Company	431969	X			
Ellijay Telephone Company	220360	X			
Brindlee Mountain Telephone LLC	250283	X			
Otelco Telephone LLC	250312	X			

(1) TDS Telecom Companies - Group B Public Packet Data Network rates for 15 issuing carriers are pooled and listed under "TDS Telecom Companies-Group B" in Section 17.

Transmittal No. 181

Issued: June 16, 2014

Effective: July 1, 2014

President  
7852 Walker Drive, Greenbelt, Maryland 20770

(N)

(N)

**ACCESS SERVICE**16. Public Packet Data Network (Cont'd)16.4 Ethernet Transport Service (Cont'd)

Telephone Companies providing Ethernet Transport Service (ETS) under this Section are indicated in the following table.

<u>Telephone Company</u>	<u>Study Area Code</u>	<u>Provides ETS without Meet Point Interface</u>	<u>Provides ETS with Meet Point Interface</u>	<u>ETS Term Discount Plan</u>	<u>VLAN Service</u>
TDS Telecom Companies-Group C <sup>(1)</sup>					
Butler Telephone Company, Inc. d/b/a TDS Telecom <sup>(1)</sup>	250284	X		X	
Communications Corporation of Indiana d/b/a TDS Telecom <sup>(1)</sup>	320776	X		X	
Kearsarge Telephone Company d/b/a TDS Telecom <sup>(1)</sup>	120045	X		X	
MCTA, Inc. d/b/a TDS Telecom <sup>(1)</sup>	123321	X		X	
Merrimack County Telephone Company d/b/a TDS Telecom <sup>(1)</sup>	120047	X		X	
Peoples Telephone Company, Inc. d/b/a TDS Telecom <sup>(1)</sup>	250314	X		X	
Somerset Telephone Company d/b/a TDS Telecom <sup>(1)</sup>	100024	X		X	
Southwestern Telephone Company d/b/a TDS Telecom <sup>(1)</sup>	452174	X		X	
Williston Telephone Company d/b/a TDS Telecom <sup>(1)</sup>	240551	X		X	
TDS Telecom Companies-Group D <sup>(2)</sup>					
Amelia Telephone Corporation d/b/a TDS Telecom <sup>(2)</sup>	190217	X		X	
Arizona Telephone Company d/b/a TDS Telecom <sup>(2)</sup>	452171	X		X	
Delta County Tele-Comm, Inc. d/b/a TDS Telecom <sup>(2)</sup>	462184	X		X	

(1) TDS Telecom Companies-Group C Special Access rates for 9 issuing carriers are pooled and listed under "TDS Telecom Companies-Group C" in Section 17.

(2) TDS Telecom Companies-Group D Special Access rates for 12 issuing carriers are pooled and listed under "TDS Telecom Companies-Group D" in Section 17

Transmittal No. 190

Issued: June 16, 2015

Effective: July 1, 2015

President  
7852 Walker Drive, Greenbelt, Maryland 20770

(N)

(N)

**ACCESS SERVICE**16. Public Packet Data Network (Cont'd)16.4 Ethernet Transport Service (Cont'd)

Telephone Companies providing Ethernet Transport Service (ETS) under this Section are indicated in the following table.

<u>Telephone Company</u>	<u>Study Area Code</u>	<u>Provides ETS without Meet Point Interface</u>	<u>Provides ETS with Meet Point Interface</u>	<u>ETS Term Discount Plan</u>	<u>VLAN Service</u>
TDS Telecom Companies-Group D (Cont'd) <sup>(1)</sup>					
Leslie County Telephone Company d/b/a TDS Telecom <sup>(1)</sup>	260411	X		X	
Midway Telephone Company, LLC d/b/a TDS Telecom <sup>(1)</sup>	330909	X		X	
Riverside Telecom, LLC, LLC d/b/a TDS Telecom <sup>(1)</sup>	330943	X		X	
Tipton Telephone Company, Inc. d/b/a TDS Telecom <sup>(1)</sup>	320829	X		X	
Tri-County Telephone Company, Inc. d/b/a TDS Telecom <sup>(1)</sup>	320830	X		X	
Union Telephone Company d/b/a TDS Telecom <sup>(1)</sup>	120049	X		X	
Virginia Telephone Company d/b/a TDS Telecom <sup>(1)</sup>	190253	X		X	
Waunakee Telephone Company, LLC d/b/a TDS Telecom <sup>(1)</sup>	330968	X		X	
Wilton Telephone Company, Inc. d/b/a TDS Telecom <sup>(1)</sup>	120050	X		X	
Saco River Telephone LLC	100022	X			
South Central Rural Telecommunications Cooperative, Inc.	260418	X		X	
Etex Telephone Cooperative, Inc.	442070	X		X	

(T)

(1) TDS Telecom Companies-Group D Special Access rates for 12 issuing carriers are pooled and listed under "TDS Telecom Companies-Group D" in Section 17.

Transmittal No. 212

Issued: September 15, 2017

Effective: October 1, 2017

President  
7852 Walker Drive, Greenbelt, Maryland 20770

**ACCESS SERVICE**16. Public Packet Data Network (Cont'd)16.4 Ethernet Transport Service (Cont'd)

Telephone Companies providing Ethernet Transport Service (ETS) under this Section are indicated in the following table.

<u>Telephone Company</u>	<u>Study Area Code</u>	<u>Provides ETS without Meet Point Interface</u>	<u>Provides ETS with Meet Point Interface</u>	<u>ETS Term Discount Plan</u>	<u>VLAN Service</u>
Hancock Rural Telephone Corporation d/b/a NineStar Connect	320775	X		X	
Piedmont Rural Telephone Cooperative, Inc.	240538	X		X	
Ringgold Telephone Company	220382	X		X	
Star Telephone Membership Corp.	230502	X		X	
Winnebago Cooperative Telecom Association	351337	X		X	
Winnebago Cooperative Telecom Association	361337	X		X	
Totah Communications, Inc.	432030	X		X	
Totah Communications, Inc.	412030	X		X	
Pine Telephone Company	432017	X		X	
Moundridge Telephone Company	411808	X		X	
The Pioneer Telephone Association, Inc. d/b/a Pioneer Communications	411817	X		X	
Arkwest Communications, Inc.	401734	X		X	
Blackfoot Telephone Cooperative, Inc.	482235 483308	X		X	
Chazy & Westport Telephone Corporation	150079	X		X	
ComSouth Telecommunications, Inc.	220369	X		X	
Consolidated Telecom, Inc.	371562	X		X	
Consolidated Telephone Company	371532	X		X	

(N)

(N)

Transmittal No. 208

Issued: June 16, 2017

Effective: July 1, 2017

President  
7852 Walker Drive, Greenbelt, Maryland 20770

**ACCESS SERVICE**16. Public Packet Data Network (Cont'd)16.4 Ethernet Transport Service (Cont'd)

Telephone Companies providing Ethernet Transport Service (ETS) under this Section are indicated in the following table.

<u>Telephone Company</u>	<u>Study Area Code</u>	<u>Provides ETS without Meet Point Interface</u>	<u>Provides ETS with Meet Point Interface</u>	<u>ETS Term Discount Plan</u>	<u>VLAN Service</u>
Curtis Telephone Company	371536	X		X	
Cross Tel. Co.	431985	X		X	
Eastex Telephone Cooperative, Inc.	442068	X		X	
Fremont Telcom Co.	472222	X		X	
Grand River Mutual Telephone Company-IA	351888	X		X	
Grand River Mutual Telephone Company-MO	421888	X		X	
Highland Telephone Cooperative	190237	X		X	
Industry Telephone Company	442093	X		X	
Lumos Telephone of Botetourt, Inc.	190249	X		X	
Mark Twain Rural Telephone Company	421914	X		X	
Mid-Plains Rural Tel. Coop., Inc.	442112	X			
Pineland Telephone Cooperative, Inc.	220377	X		X	
Twin Lakes Telephone Cooperative Corp.	290579	X		X	
Wilkes Telephone & Electric Company, Inc.	220394	X		X	
Bruce Telephone Company, Inc.	280447	X		X	
Chickamauga Telephone Corporation	220354	X		X	

(C)

Transmittal No. 217

Issued: August 17, 2018

Effective: September 1, 2018

President  
7852 Walker Drive, Greenbelt, Maryland 20770

**ACCESS SERVICE**16. Public Packet Data Network (Cont'd)16.4 Ethernet Transport Service (Cont'd)

Telephone Companies providing Ethernet Transport Service (ETS) under this Section are indicated in the following table.

<u>Telephone Company</u>	<u>Study Area Code</u>	<u>Provides ETS without Meet Point Interface</u>	<u>Provides ETS with Meet Point Interface</u>	<u>ETS Term Discount Plan</u>	<u>VLAN Service</u>
Fulton Telephone Company, Inc.	280455	X		X	
Mound Bayou Telephone & Communications, Inc.	280462	X		X	
Blountsville Telephone LLC	250282	X		X	
Granby Telephone LLC	110036	X		X	
Hopper Telecommunications LLC	250300	X		X	
Mid-Maine Telecom LLC	103315	X		X	
Otelco Mid-Missouri LLC	421917	X		X	
Pine Tree Telephone LLC	100020	X		X	
Shoreham Telephone LLC	140064	X		X	
War Telephone LLC	200258	X		X	
Mutual Telephone Company	351252	X		X	
Northern Iowa Telephone Company	351259	X		X	
Webb-Dickens Telephone Corporation	351327	X		X	
Smithville Telephone Company	280467	X		X	
Tri-County Telephone Company, Inc.	401726	X		X	

(N)

(N)

Transmittal No. 208

**ACCESS SERVICE**16. Public Packet Data Network (Cont'd)16.4 Ethernet Transport Service (Cont'd)

Telephone Companies providing Ethernet Transport Service (ETS) under this Section are indicated in the following table.

<u>Telephone Company</u>	<u>Study Area Code</u>	<u>Provides ETS without Meet Point Interface</u>	<u>Provides ETS with Meet Point Interface</u>	<u>ETS Term Discount Plan</u>	<u>VLAN Service</u>
TDS Telecom Companies-Group E <sup>(1)</sup>		X		X	
Communication Corporation of Michigan <sup>(1)</sup>	310672	X		X	
Deposit Telephone Company, Inc. <sup>(1)</sup>	150098	X		X	
Hampden Telephone Company <sup>(1)</sup>	100010	X		X	
Hartland and St. Albans Telephone Company <sup>(1)</sup>	100011	X		X	
Hornitos Telephone Co. <sup>(1)</sup>	542322	X		X	
Ludlow Telephone Company <sup>(1)</sup>	140058	X		X	
McClellanville Telephone Company, Inc. <sup>(1)</sup>	240533	X		X	
New Castle Telephone Company <sup>(1)</sup>	193029	X		X	
Port Byron Telephone Company <sup>(1)</sup>	150118	X		X	
Southeast Mississippi Telephone Company, Inc. <sup>(1)</sup>	283301	X		X	
St. Stephen Telephone Company <sup>(1)</sup>	240544	X		X	
Sugar Valley Telephone Company <sup>(1)</sup>	170206	X		X	
Vernon Telephone Company, Inc. <sup>(1)</sup>	150133	X		X	
Warren Telephone Company <sup>(1)</sup>	100031	X		X	
Winterhaven Telephone Company <sup>(1)</sup>	542323	X		X	

(1) TDS Telecom Companies-Group E rates for four issuing carriers are pooled and listed under "TDS Telecom Companies-Group E" in Section 17.

Transmittal No. 208

Issued: June 16, 2017

Effective: July 1, 2017

President  
7852 Walker Drive, Greenbelt, Maryland 20770

(N)

(N)

**ACCESS SERVICE**16. Public Packet Data Network (Cont'd)16.4 Ethernet Transport Service (Cont'd)

Telephone Companies providing Ethernet Transport Service (ETS) under this Section are indicated in the following table.

<u>Telephone Company</u>	<u>Study Area Code</u>	<u>Provides ETS without Meet Point Interface</u>	<u>Provides ETS with Meet Point Interface</u>	<u>ETS Term Discount Plan</u>	<u>VLAN Service</u>
TDS Telecom Companies-Group F <sup>(1)</sup>		X		X	
Asotin Telephone Company (OR) <sup>(1)</sup>	532404	X		X	
Asotin Telephone Company (WA) <sup>(1)</sup>	522404	X		X	
Calhoun City Telephone Company, Inc. <sup>(1)</sup>	280448	X		X	
Chatham Telephone Company <sup>(1)</sup>	310685	X		X	
Communications Corporation of Southern Indiana <sup>(1)</sup>	320809	X		X	
Dickeyville Telephone, LLC <sup>(1)</sup>	330875	X		X	
EastCoast Telecom of Wisconsin, LLC <sup>(1)</sup>	330914	X		X	
Edwards Telephone Company, Inc. <sup>(1)</sup>	150092	X		X	
Home Telephone Company, Inc. <sup>(1)</sup>	320778	X		X	
Humphreys County Telephone Company <sup>(1)</sup>	290566	X		X	
Mid-America Telephone, Inc. <sup>(1)</sup>	432010	X		X	
Myrtle Telephone Company, Inc. <sup>(1)</sup>	287449	X		X	
Potlatch Telephone Company <sup>(1)</sup>	472230	X		X	
Shiawassee Telephone Company <sup>(1)</sup>	310726	X		X	
Tenney Telephone Company, LLC <sup>(1)</sup>	330958	X		X	
The Farmers Telephone Company, LLC <sup>(1)</sup>	330880	X		X	
Wolverine Telephone Company <sup>(1)</sup>	310738	X		X	

(1) TDS Telecom Companies-Group F rates for four issuing carriers are pooled and listed under "TDS Telecom Companies-Group F" in Section 17.

Transmittal No. 208

Issued: June 16, 2017

Effective: July 1, 2017

President  
7852 Walker Drive, Greenbelt, Maryland 20770

(N)

(N)



**ACCESS SERVICE**16. Public Packet Data Network (Cont'd)16.4 Ethernet Transport Service (Cont'd)

Telephone Companies providing Ethernet Transport Service (ETS) under this Section are indicated in the following table.

<u>Telephone Company</u>	<u>Study Area Code</u>	<u>Provides ETS without Meet Point Interface</u>	<u>Provides ETS with Meet Point Interface</u>	<u>ETS Term Discount Plan</u>	<u>VLAN Service</u>
TDS Telecom Companies-Group G <sup>(1)</sup>		X		X	
Arcadia Telephone Company <sup>(1)</sup>	300585	X		X	
Black Earth Telephone Company, LLC <sup>(1)</sup>	330849	X		X	
Bonduel Telephone Company, LLC <sup>(1)</sup>	330851	X		X	
Burlington, Brighton and Wheatland Telephone Company <sup>(1)</sup>	330856	X		X	
Camden Telephone Company, Inc. <sup>(1)</sup>	320744	X		X	
Cobbosseecontee Telephone Company <sup>(1)</sup>	100005	X		X	
Continental Telephone Company <sup>(1)</sup>	300607	X		X	
Grantland Telecom, LLC <sup>(1)</sup>	330930	X		X	
Happy Valley Telephone Company <sup>(1)</sup>	542321	X		X	
Island Telephone Company <sup>(1)</sup>	310677	X		X	
Lewis River Telephone Company, Inc. <sup>(1)</sup>	522427	X		X	
Lewisport Telephone Company <sup>(1)</sup>	260412	X		X	
Little Miami Communications Corporation <sup>(1)</sup>	300613	X		X	
Mahanoy and Mahantango Telephone Company <sup>(1)</sup>	170183	X		X	
McDaniel Telephone Company <sup>(1)</sup>	522430	X		X	

(1) TDS Telecom Companies-Group G rates for four issuing carriers are pooled and listed under "TDS Telecom Companies-Group G" in Section 17.

Transmittal No. 208

Issued: June 16, 2017

Effective: July 1, 2017

President  
7852 Walker Drive, Greenbelt, Maryland 20770

(N)

(N)

**ACCESS SERVICE**16. Public Packet Data Network (Cont'd)16.4 Ethernet Transport Service (Cont'd)

Telephone Companies providing Ethernet Transport Service (ETS) under this Section are indicated in the following table.

<u>Telephone Company</u>	<u>Study Area Code</u>	<u>Provides ETS without Meet Point Interface</u>	<u>Provides ETS with Meet Point Interface</u>	<u>ETS Term Discount Plan</u>	<u>VLAN Service</u>
TDS Telecom Companies-Group G <sup>(1)</sup> (Cont'd)		X		X	
Mosinee Telephone Company LLC <sup>(1)</sup>	330915	X		X	
Northfield Telephone Company <sup>(1)</sup>	140061	X		X	
Oakwood Telephone Company <sup>(1)</sup>	300645	X		X	
Vernon Telephone Company, Inc. - Oriskany Falls <sup>(1)</sup>	150114	X		X	
Perkinsville Telephone Company, Inc. <sup>(1)</sup>	140062	X		X	
Salem Telephone Company <sup>(1)</sup>	260417	X		X	
Scandinavia Telephone Company, LLC <sup>(1)</sup>	330945	X		X	
Southeast Telephone Co. of Wisconsin, LLC <sup>(1)</sup>	330952	X		X	
The Home Telephone Company of Pittsboro, Inc. <sup>(1)</sup>	320777	X		X	
The Island Telephone Company <sup>(1)</sup>	100007	X		X	
The Merchant and Farmers Telephone Company <sup>(1)</sup>	320788	X		X	
The State Long Distance Telephone Company, LLC <sup>(1)</sup>	330955	X		X	
The West Penobscot Telephone and Telegraph Company <sup>(1)</sup>	100034	X		X	
Township Telephone Company, Inc. <sup>(1)</sup>	150129	X		X	
Winsted Telephone Company <sup>(1)</sup>	361507	X		X	

(T)

(1) TDS Telecom Companies-Group G rates for four issuing carriers are pooled and listed under "TDS Telecom Companies-Group G" in Section 17.

Transmittal No. 214

Issued: March 16, 2018

Effective: April 1, 2018

President  
7852 Walker Drive, Greenbelt, Maryland 20770

**ACCESS SERVICE**16. Public Packet Data Network (Cont'd)16.4 Ethernet Transport Service (Cont'd)

Telephone Companies providing Ethernet Transport Service (ETS) under this Section are indicated in the following table.

<u>Telephone Company</u>	<u>Study Area Code</u>	<u>Provides ETS without Meet Point Interface</u>	<u>Provides ETS with Meet Point Interface</u>	<u>ETS Term Discount Plan</u>	<u>VLAN Service</u>
American Broadband Nebraska					
Arlington Telephone Company	371517	X		X	
The Blair Telephone Company	371524	X		X	
Eastern Nebraska Telephone Company	371542	X		X	
Rock County Telephone Company	371586	X		X	
Taylor Telephone Cooperative, Inc.	442151	X			
TeleGuam Holdings, LLC	663800	X		X	
Valley Telephone Cooperative, Inc.	442159	X		X	

(N)

(N)

Transmittal No. 215

**ACCESS SERVICE**16. Public Packet Data Network (Cont'd)16.4 Ethernet Transport Service

Telephone Companies providing Ethernet Transport Service (ETS) under this Section are indicated in the following table. (Cont'd)

<u>Telephone Company</u>	<u>Study Area Code</u>	<u>ETS Term Discount Plan Options</u>	
		<u>ETS Volume Discount Plan</u>	<u>ETS Fixed Rate Option</u>
TDS Telecom Companies-Group A <sup>(1)</sup>		X	X
Camden Tel. and Telegraph Company, Inc. d/b/a TDS Telecom <sup>(1)</sup>	220351	X	X
Mt. Vernon Telephone Company d/b/a TDS Telecom <sup>(1)</sup>	330917	X	X
Oklahoma Communication Systems, LLC d/b/a TDS Telecom <sup>(1)</sup>	431984	X	X
Tennessee Telephone Company d/b/a TDS Telecom <sup>(1)</sup>	290575	X	X
Chesnee Telephone Company, Inc. d/b/a Chesnee Communications	240515		
Farmers Telephone Cooperative, Inc.	240520		
Gearheart Communications Company, Inc. d/b/a Coalfields Telephone Company	260408		
Millington Telephone Company d/b/a Ritter Communications	290571		
Skyline Telephone Membership Corporation	230501		
Yadkin Valley Telephone Membership Corporation	230511		
Home Telephone ILEC, LLC d/b/a/ Home Telecom	240527		
Mt. Horeb Telephone Company	330916		
Livingston Telephone Company	442107	X	

(T)

(1) TDS Telecom Companies-Group A rates for four issuing carriers are pooled and listed under "TDS Telecom Companies-Group A" in Section 17.

Transmittal No. 214

**ACCESS SERVICE**16. Public Packet Data Network (Cont'd)16.4 Ethernet Transport Service (Cont'd)

Telephone Companies providing Ethernet Transport Service (ETS) under this Section are indicated in the following table. (Cont'd)

<u>Telephone Company</u>	<u>Study Area Code</u>	<u>ETS Term Discount Plan Options</u>	
		<u>ETS Volume Discount Plan</u>	<u>ETS Fixed Rate Option</u>
TDS Telecom Companies-Group B <sup>(1)</sup>			
Arvig Telephone Company d/b/a TDS Telecom <sup>(1)</sup>	361350	X	
Badger Telecom, LLC d/b/a TDS Telecom <sup>(1)</sup>	330844	X	
Blue Ridge Telephone Company d/b/a TDS Telecom <sup>(1)</sup>	220346	X	
Bridge Water Telephone Company d/b/a TDS Telecom <sup>(1)</sup>	361362	X	
Central State Telephone Company, LLC d/b/a TDS Telecom <sup>(1)</sup>	330859	X	
Concord Telephone Exchange, Inc. d/b/a TDS Telecom <sup>(1)</sup>	290559	X	
Mid-Plains Telephone Company, LLC d/b/a TDS Telecom <sup>(1)</sup>	330881	X	
Mid-State Telephone Company d/b/a TDS Telecom <sup>(1)</sup>	361433	X	

(1) TDS Telecom Companies-Group B Public Packet Data Network rates for 15 issuing carriers are pooled and listed under "TDS Telecom Companies-Group B" in Section 17.

(N)

(N)

Transmittal No. 181

Issued: June 16, 2014

Effective: July 1, 2014

President  
7852 Walker Drive, Greenbelt, Maryland 20770

**ACCESS SERVICE**16. Public Packet Data Network (Cont'd)16.4 Ethernet Transport Service (Cont'd)

Telephone Companies providing Ethernet Transport Service (ETS) under this Section are indicated in the following table. (Cont'd)

<u>Telephone Company</u>	<u>Study Area Code</u>	<u>ETS Term Discount Plan Options</u>	
		<u>ETS Volume Discount Plan</u>	<u>ETS Fixed Rate Option</u>
TDS Telecom Companies-Group B <sup>(1)</sup>			
Nelson-Ball Ground Telephone Company d/b/a TDS Telecom <sup>(1)</sup>	220375	X	
Quincy Telephone Company d/b/a TDS Telecom <sup>(1)</sup>	210338	X	
Quincy Telephone Company d/b/a TDS Telecom <sup>(1)</sup>	220338	X	
Stockbridge & Sherwood Telephone Company d/b/a TDS Telecom <sup>(1)</sup>	330954	X	
Strasburg Telephone Company d/b/a TDS Telecom <sup>(1)</sup>	462207	X	
Tellico Telephone Company, Inc. d/b/a TDS Telecom <sup>(1)</sup>	290578	X	
UTELCO, LLC d/b/a TDS Telecom <sup>(1)</sup>	330963	X	
Bixby Telephone Company	431969		
Ellijay Telephone Company	220360		
Brindlee Mountain Telephone LLC	250283		
Otelco Telephone LLC	250312		

(1) TDS Telecom Companies-Group B Public Packet Data Network rates for 15 issuing carriers are pooled and listed under "TDS Telecom Companies-Group B" in Section 17.

Transmittal No. 181

Issued: June 16, 2014

Effective: July 1, 2014

President  
7852 Walker Drive, Greenbelt, Maryland 20770

**ACCESS SERVICE**16. Public Packet Data Network (Cont'd)16.4 Ethernet Transport Service (Cont'd)

Telephone Companies providing Ethernet Transport Service (ETS) under this Section are indicated in the following table. (Cont'd)

<u>Telephone Company</u>	<u>Study Area Code</u>	<u>ETS Term Discount Plan Options</u>	
		<u>ETS Volume Discount Plan</u>	<u>ETS Fixed Rate Option</u>
TDS Telecom Companies-Group C <sup>(1)</sup>			
Butler Telephone Company, Inc. d/b/a TDS Telecom <sup>(1)</sup>	250284	X	
Communications Corporation of Indiana d/b/a TDS Telecom <sup>(1)</sup>	320776	X	
Kearsarge Telephone Company d/b/a TDS Telecom <sup>(1)</sup>	120045	X	
MCTA, Inc. d/b/a TDS Telecom <sup>(1)</sup>	123321	X	
Merrimack County Telephone Company d/b/a TDS Telecom <sup>(1)</sup>	120047	X	
Peoples Telephone Company, Inc. d/b/a TDS Telecom <sup>(1)</sup>	250314	X	
Somerset Telephone Company d/b/a TDS Telecom <sup>(1)</sup>	100024	X	
Southwestern Telephone Company d/b/a TDS Telecom <sup>(1)</sup>	452174	X	
Williston Telephone Company d/b/a TDS Telecom <sup>(1)</sup>	240551	X	
TDS Telecom Companies-Group D <sup>(2)</sup>			
Amelia Telephone Corporation d/b/a TDS Telecom <sup>(2)</sup>	190217	X	
Arizona Telephone Company d/b/a TDS Telecom <sup>(2)</sup>	452171	X	
Delta County Tele-Comm, Inc. d/b/a TDS Telecom <sup>(2)</sup>	462184	X	

(N)

(1) TDS Telecom Companies-Group C Public Packet Data Network rates for 9 issuing carriers are pooled and listed under "TDS Telecom Companies-Group C" in Section 17.

(2) TDS Telecom Companies-Group D Public Packet Data Network rates for 12 issuing carriers are pooled and listed under "TDS Telecom Companies-Group D" in Section 17.

(N)

Transmittal No. 190

Issued: June 16, 2015

Effective: July 1, 2015

President  
7852 Walker Drive, Greenbelt, Maryland 20770

**ACCESS SERVICE**16. Public Packet Data Network (Cont'd)16.4 Ethernet Transport Service (Cont'd)

Telephone Companies providing Ethernet Transport Service (ETS) under this Section are indicated in the following table. (Cont'd)

<u>Telephone Company</u>	<u>Study Area Code</u>	<u>ETS Term Discount Plan Options</u>	
		<u>ETS Volume Discount Plan</u>	<u>ETS Fixed Rate Option</u>
TDS Telecom Companies-Group D (Cont'd) <sup>(1)</sup>			
Leslie County Telephone Company d/b/a TDS Telecom <sup>(1)</sup>	260411	X	
Midway Telephone Company, LLC d/b/a TDS Telecom <sup>(1)</sup>	330909	X	
Riverside Telecom, LLC, LLC d/b/a TDS Telecom <sup>(1)</sup>	330943	X	
Tipton Telephone Company, Inc. d/b/a TDS Telecom <sup>(1)</sup>	320829	X	
Tri-County Telephone Company, Inc. d/b/a TDS Telecom <sup>(1)</sup>	320830	X	
Union Telephone Company d/b/a TDS Telecom <sup>(1)</sup>	120049	X	
Virginia Telephone Company d/b/a TDS Telecom <sup>(1)</sup>	190253	X	
Waunakee Telephone Company, LLC d/b/a TDS Telecom <sup>(1)</sup>	330968	X	
Wilton Telephone Company, Inc. d/b/a TDS Telecom <sup>(1)</sup>	120050	X	
Saco River Telephone LLC	100022		
South Central Rural Telephone Cooperative	260418	X	
Etex Telephone Cooperative, Inc.	442070	X	

(N)

(1) TDS Telecom Companies-Group D Public Packet Data Network rates for 12 issuing carriers are pooled and listed under "TDS Telecom Companies-Group D" in Section 17.

Transmittal No. 196

Issued: April 19, 2016

Effective: May 4, 2016

President  
7852 Walker Drive, Greenbelt, Maryland 20770



**ACCESS SERVICE**16. Public Packet Data Network (Cont'd)16.4 Ethernet Transport Service (Cont'd)

Telephone Companies providing Ethernet Transport Service (ETS) under this Section are indicated in the following table. (Cont'd)

<u>Telephone Company</u>	<u>Study Area Code</u>	<u>ETS Term Discount Plan Options</u>	
		<u>ETS Volume Discount Plan</u>	<u>ETS Fixed Rate Option</u>
Hancock Rural Telephone Corporation d/b/a NineStar Connect	320775	X	
Piedmont Rural Telephone Cooperative, Inc.	240538	X	
Ringgold Telephone Company	220382	X	
Star Telephone Membership Corp.	230502	X	
Winnebago Cooperative Telecom Association	351337	X	
Winnebago Cooperative Telecom Association	361337	X	
Total Communications, Inc.	432030	X	
Total Communications, Inc.	412030	X	
Pine Telephone Company	432017	X	
Moundridge Telephone Company	411808	X	
The Pioneer Telephone Association, Inc. d/b/a Pioneer Communications	411817	X	
Arkwest Communications, Inc.	401734	X	
Blackfoot Telephone Cooperative, Inc.	482235 483308	X	
Chazy & Westport Telephone Corporation	150079	X	
ComSouth Telecommunications, Inc.	220369	X	
Consolidated Telecom, Inc.	371562	X	
Consolidated Telephone Company	371532	X	
Curtis Telephone Company	371536	X	
Cross Tel. Co.	431985	X	

(N)

(N)

Transmittal No. 208

Issued: June 16, 2017

Effective: July 1, 2017

President  
7852 Walker Drive, Greenbelt, Maryland 20770

**ACCESS SERVICE**16. Public Packet Data Network (Cont'd)16.4 Ethernet Transport Service (Cont'd)

Telephone Companies providing Ethernet Transport Service (ETS) under this Section are indicated in the following table. (Cont'd)

<u>Telephone Company</u>	<u>Study Area Code</u>	<u>ETS Term Discount Plan Options</u>	
		<u>ETS Volume Discount Plan</u>	<u>ETS Fixed Rate Option</u>
Eastex Telephone Cooperative, Inc.	442068	X	
Fremont Telcom Co.	472222	X	
Grand River Mutual Telephone Company-IA	351888	X	
Grand River Mutual Telephone Company-MO	421888	X	
Highland Telephone Cooperative	190237	X	
Industry Telephone Company	442093	X	
Lumos Telephone of Botetourt, Inc.	190249	X	
Mark Twain Rural Telephone Company	421914	X	
Mid-Plains Rural Tel. Coop., Inc.	442112		
Pineland Telephone Cooperative, Inc.	220377	X	
Twin Lakes Telephone Cooperative Corp.	290579	X	
Wilkes Telephone & Electric Company, Inc.	220394	X	
Bruce Telephone Company, Inc.	280447	X	
Chickamauga Telephone Corporation	220354	X	
Fulton Telephone Company, Inc.	280455	X	
Mound Bayou Telephone & Communications, Inc.	280462	X	

(C)

Transmittal No. 217

Issued: August 17, 2018

Effective: September 1, 2018

President  
7852 Walker Drive, Greenbelt, Maryland 20770

**ACCESS SERVICE**16. Public Packet Data Network (Cont'd)16.4 Ethernet Transport Service (Cont'd)

Telephone Companies providing Ethernet Transport Service (ETS) under this Section are indicated in the following table. (Cont'd)

<u>Telephone Company</u>	<u>Study Area Code</u>	<u>ETS Term Discount Plan Options</u>	
		<u>ETS Volume Discount Plan</u>	<u>ETS Fixed Rate Option</u>
Blountsville Telephone LLC	250282	X	
Granby Telephone LLC	110036	X	
Hopper Telecommunications LLC	250300	X	
Mid-Maine Telecom LLC	103315	X	
Otelco Mid-Missouri LLC	421917	X	
Pine Tree Telephone LLC	100020	X	
Shoreham Telephone LLC	140064	X	
War Telephone LLC	200258	X	
Mutual Telephone Company	351252	X	
Northern Iowa Telephone Company	351259	X	
Webb-Dickens Telephone Corporation	351327	X	
Smithville Telephone Company, Inc.	280467	X	
Tri-County Telephone Company, Inc.	401726	X	

(N)

(N)

Transmittal No. 208

Issued: June 16, 2017

Effective: July 1, 2017

President  
7852 Walker Drive, Greenbelt, Maryland 20770

**ACCESS SERVICE**16. Public Packet Data Network (Cont'd)16.4 Ethernet Transport Service (Cont'd)

Telephone Companies providing Ethernet Transport Service (ETS) under this Section are indicated in the following table. (Cont'd)

<u>Telephone Company</u>	<u>Study Area Code</u>	<u>ETS Term Discount Plan Options</u>	
		<u>ETS Volume Discount Plan</u>	<u>ETS Fixed Rate Option</u>
TDS Telecom Companies-Group E <sup>(1)</sup>		X	
Communication Corporation of Michigan <sup>(1)</sup>	310672	X	
Deposit Telephone Company, Inc. <sup>(1)</sup>	150098	X	
Hampden Telephone Company <sup>(1)</sup>	100010	X	
Hartland and St. Albans Telephone Company <sup>(1)</sup>	100011	X	
Hornitos Telephone Co. <sup>(1)</sup>	542322	X	
Ludlow Telephone Company <sup>(1)</sup>	140058	X	
McClellanville Telephone Company, Inc. <sup>(1)</sup>	240533	X	
New Castle Telephone Company <sup>(1)</sup>	193029	X	
Port Byron Telephone Company <sup>(1)</sup>	150118	X	
Southeast Mississippi Telephone Company, Inc. <sup>(1)</sup>	283301	X	
St. Stephen Telephone Company <sup>(1)</sup>	240544	X	
Sugar Valley Telephone Company <sup>(1)</sup>	170206	X	
Vernon Telephone Company, Inc. <sup>(1)</sup>	150133	X	
Warren Telephone Company <sup>(1)</sup>	100031	X	
Winterhaven Telephone Company <sup>(1)</sup>	542323	X	

(N)

(1) TDS Telecom Companies-Group E rates for four issuing carriers are pooled and listed under "TDS Telecom Companies-Group E" in Section 17.

(N)

Transmittal No. 208

Issued: June 16, 2017

Effective: July 1, 2017

President  
7852 Walker Drive, Greenbelt, Maryland 20770

**ACCESS SERVICE**16. Public Packet Data Network (Cont'd)16.4 Ethernet Transport Service (Cont'd)

Telephone Companies providing Ethernet Transport Service (ETS) under this Section are indicated in the following table. (Cont'd)

<u>Telephone Company</u>	<u>Study Area Code</u>	<u>ETS Term Discount Plan Options</u>	
		<u>ETS Volume Discount Plan</u>	<u>ETS Fixed Rate Option</u>
TDS Telecom Companies-Group F <sup>(1)</sup>		X	
Asotin Telephone Company (OR) <sup>(1)</sup>	532404	X	
Asotin Telephone Company (WA) <sup>(1)</sup>	522404	X	
Calhoun City Telephone Company, Inc. <sup>(1)</sup>	280448	X	
Chatham Telephone Company <sup>(1)</sup>	310685	X	
Communications Corporation of Southern Indiana <sup>(1)</sup>	320809	X	
Dickeyville Telephone, LLC <sup>(1)</sup>	330875	X	
EastCoast Telecom of Wisconsin, LLC <sup>(1)</sup>	330914	X	
Edwards Telephone Company, Inc. <sup>(1)</sup>	150092	X	
Home Telephone Company, Inc. <sup>(1)</sup>	320778	X	
Humphreys County Telephone Company <sup>(1)</sup>	290566	X	
Mid-America Telephone, Inc. <sup>(1)</sup>	432010	X	
Myrtle Telephone Company, Inc. <sup>(1)</sup>	287449	X	
Potlatch Telephone Company <sup>(1)</sup>	472230	X	
Shiawassee Telephone Company <sup>(1)</sup>	310726	X	
Tenney Telephone Company, LLC <sup>(1)</sup>	330958	X	
The Farmers Telephone Company, LLC <sup>(1)</sup>	330880	X	
Wolverine Telephone Company <sup>(1)</sup>	310738	X	

(1) TDS Telecom Companies-Group F rates for four issuing carriers are pooled and listed under "TDS Telecom Companies-Group F" in Section 17.

Transmittal No. 208

Issued: June 16, 2017

Effective: July 1, 2017

President  
7852 Walker Drive, Greenbelt, Maryland 20770

**ACCESS SERVICE**16. Public Packet Data Network (Cont'd)16.4 Ethernet Transport Service (Cont'd)

Telephone Companies providing Ethernet Transport Service (ETS) under this Section are indicated in the following table. (Cont'd)

<u>Telephone Company</u>	<u>Study Area Code</u>	<u>ETS Term Discount Plan Options</u>	
		<u>ETS Volume Discount Plan</u>	<u>ETS Fixed Rate Option</u>
TDS Telecom Companies-Group G <sup>(1)</sup>		X	
Arcadia Telephone Company <sup>(1)</sup>	300585	X	
Black Earth Telephone Company, LLC <sup>(1)</sup>	330849	X	
Bonduel Telephone Company, LLC <sup>(1)</sup>	330851	X	
Burlington, Brighton and Wheatland Telephone Company <sup>(1)</sup>	330856	X	
Camden Telephone Company, Inc. <sup>(1)</sup>	320744	X	
Cobbosseecontee Telephone Company <sup>(1)</sup>	100005	X	
Continental Telephone Company <sup>(1)</sup>	300607	X	
Grantland Telecom, LLC <sup>(1)</sup>	330930	X	
Happy Valley Telephone Company <sup>(1)</sup>	542321	X	
Island Telephone Company <sup>(1)</sup>	310677	X	
Lewis River Telephone Company, Inc. <sup>(1)</sup>	522427	X	
Lewisport Telephone Company <sup>(1)</sup>	260412	X	
Little Miami Communications Corporation <sup>(1)</sup>	300613	X	
Mahanoy and Mahantango Telephone Company <sup>(1)</sup>	170183	X	
McDaniel Telephone Company <sup>(1)</sup>	522430	X	

(N)

(1) TDS Telecom Companies-Group G rates for four issuing carriers are pooled and listed under "TDS Telecom Companies-Group G" in Section 17.

(N)

Transmittal No. 208

**ACCESS SERVICE**16. Public Packet Data Network (Cont'd)16.4 Ethernet Transport Service (Cont'd)

Telephone Companies providing Ethernet Transport Service (ETS) under this Section are indicated in the following table. (Cont'd)

<u>Telephone Company</u>	<u>Study Area Code</u>	<u>ETS Term Discount Plan Options</u>	
		<u>ETS Volume Discount Plan</u>	<u>ETS Fixed Rate Option</u>
TDS Telecom Companies-Group G <sup>(1)</sup> (Cont'd)		X	
Mosinee Telephone Company LLC <sup>(1)</sup>	330915	X	
Northfield Telephone Company <sup>(1)</sup>	140061	X	
Oakwood Telephone Company <sup>(1)</sup>	300645	X	
Vernon Telephone Company, Inc. - Oriskany Falls <sup>(1)</sup>	150114	X	
Perkinsville Telephone Company, Inc. <sup>(1)</sup>	140062	X	
Salem Telephone Company <sup>(1)</sup>	260417	X	
Scandinavia Telephone Company, LLC <sup>(1)</sup>	330945	X	
Southeast Telephone Co. of Wisconsin, LLC <sup>(1)</sup>	330952	X	
The Home Telephone Company of Pittsboro, Inc. <sup>(1)</sup>	320777	X	
The Island Telephone Company <sup>(1)</sup>	100007	X	
The Merchant and Farmers Telephone Company <sup>(1)</sup>	320788	X	
The State Long Distance Telephone Company, LLC <sup>(1)</sup>	330955	X	
The West Penobscot Telephone and Telegraph Company <sup>(1)</sup>	100034	X	
Township Telephone Company, Inc. <sup>(1)</sup>	150129	X	
Winsted Telephone Company <sup>(1)</sup>	361507	X	

(T)

(1) TDS Telecom Companies-Group G rates for four issuing carriers are pooled and listed under "TDS Telecom Companies-Group G" in Section 17.

Transmittal No. 214

Issued: March 16, 2018

Effective: April 1, 2018

President  
7852 Walker Drive, Greenbelt, Maryland 20770

**ACCESS SERVICE**16. Public Packet Data Network (Cont'd)16.4 Ethernet Transport Service (Cont'd)

Telephone Companies providing Ethernet Transport Service (ETS) under this Section are indicated in the following table. (Cont'd)

<u>Telephone Company</u>	<u>Study Area Code</u>	<u>ETS Term Discount Plan Options</u>	
		<u>ETS Volume Discount Plan</u>	<u>ETS Fixed Rate Option</u>
American Broadband Nebraska		X	
Arlington Telephone Company	371517	X	
The Blair Telephone Company	371524	X	
Eastern Nebraska Telephone Company	371542	X	
Rock County Telephone Company	371586	X	
Taylor Telephone Cooperative, Inc.	442151		
TeleGuam Holdings, LLC	663800	X*	
Valley Telephone Cooperative, Inc.	442159	X	

(C)

\*Company offers ETS Alternative Volume Discount Plan

(N)

Transmittal No. 217

Issued: August 17, 2018

Effective: September 1, 2018

President  
7852 Walker Drive, Greenbelt, Maryland 20770



**ACCESS SERVICE**16. Public Packet Data Network (Cont'd)16.4 Ethernet Transport Service (Cont'd)16.4.1 General

Ethernet Transport Service (ETS) is a high speed data transport service that provides end-to-end transmission using Ethernet packet technology at transport speeds ranging from 2 Mbps to 10 Gbps, where available. Capacities offered by issuing carriers may include one or more of these capacities as indicated in the offerings listed in each issuing carrier's company-specific rate section. ETS is ideal for transport of broadband multimedia traffic (i.e., voice, data and video) using variable length Ethernet packets with the ability to interconnect multiple locations using the Telephone Company's ETS network. Ethernet packets generated by Ethernet-compatible customer premises equipment (CPE) are transmitted using available capacity on shared transmission paths through the Telephone Company's ETS network to a pre-specified destination. The ETS customer may use ETS to: (1) interconnect customer designated premises (CDPs) served by the Telephone Company's ETS network, (2) interconnect with its local area network (LAN) to the Telephone Company's ETS network and/or (3) interconnect its CDPs to an Ethernet network located outside of the Telephone Company's serving territory.

16.4.2 Service Description

ETS is provided using a combination of ETS Channel Terminations (ETS CTs), ETS Ports, ETS Ethernet Virtual Connections (ETS EVCs), and ETS Extended Ethernet Virtual Connections (ETS E-EVCs) and ETS Interconnected Ethernet Virtual Connections (ETS I-EVCs). As described below, ETS may be used in conjunction with Special Access High Capacity DS3 and Synchronous Optical Channel Service OC3 and OC12 Services as specified in Section 7, preceding, and with DSL Access Services as specified in Section 8, preceding. An ETS Port is required to provide the interface in to the Telephone Company's ETS network.

ETS EVCs establish a shared transmission path between any two ETS Ports on the Telephone Company's ETS network. ETS E-EVCs may be ordered to connect the Telephone Company's ETS network to an adjacent telephone company's Ethernet network.

(C)  
(C)

Transmittal No. 178

**ACCESS SERVICE**16. Public Packet Data Network (Cont'd)16.4 Ethernet Transport Service (Cont'd)16.4.2 Service Description (Cont'd)

The transmission quality of ETS is not guaranteed and is offered to ETS customers at a best effort level. The Telephone Company will attempt to deliver all Ethernet packets received; however, network congestion may result in a loss of Ethernet packets. Transmission speeds using copper facilities may be affected by distance from the Telephone Company central office and other technical limitations in the Telephone Company's copper network and are also not guaranteed.

Service is provided, where available, between CDPs and designated Telephone Company Serving Wire Centers (SWCs). ETS will be furnished where suitable facilities exist as determined by the Telephone Company. The Telephone Company will identify its ETS-equipped Serving Wire Centers (SWCs) in the NATIONAL EXCHANGE CARRIER ASSOCIATION, INC. Tariff F.C.C. No. 4.

Rates and charges for ETS are specified in Section 17, following. The application of rates and charges for ETS is described later in this section.

16.4.3 Obligation of the Customer

In addition to the regulations described in other sections of this tariff, the following provisions apply to ETS:

- (A) The ETS customer is responsible for providing the Telephone Company with the necessary information to provision ETS as specified in Section 5.2 Ordering Requirements, preceding.
- (B) The ETS customer is responsible for providing and maintaining all required customer premises equipment (CPE), which is compatible with ETS and complies with the standards specified in Technical Reference IEEE Standard 802.3, Part 3.

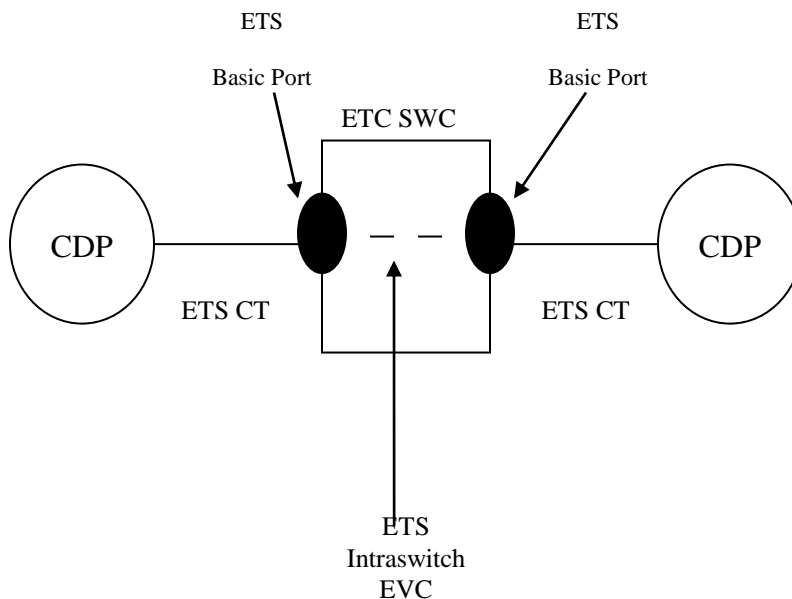
Transmittal No. 129

**ACCESS SERVICE**16. Public Packet Data Network (Cont'd)16.4 Ethernet Transport Service (Cont'd)16.4.4 Rate Regulations

This section contains the regulations governing the rates and charges that apply for ETS. Regulations govern in the rates and charges for Special Access and DSL Access Services provided under this tariff used in conjunction with ETS are as specified in Sections 7 and 8, preceding. The following diagrams depict generic views of the elements of ETS. In the first figure, the ETS customer's CDPs are served by a single ETS SWC. ETS EVCs ordered between two ETS Ports in the same SWC are classified as ETS Intraswitch EVCs. The ETS customer orders the applicable ETS elements from the Telephone Company pursuant to the provisions specified in this section.

(T)

Figure 1

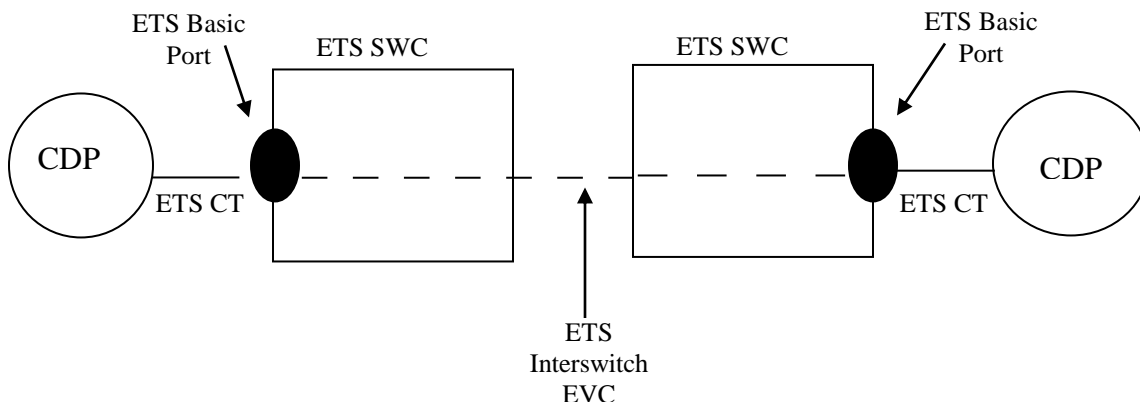


Transmittal No. 159

**ACCESS SERVICE**16. Public Packet Data Network (Cont'd)16.4 Ethernet Transport Service (Cont'd)16.4.4 Rate Regulations (Cont'd)

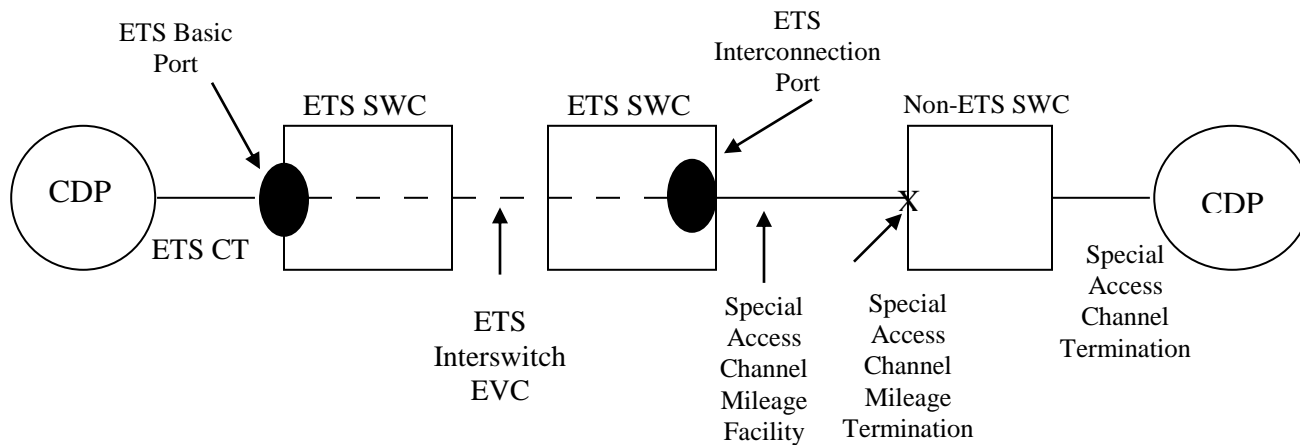
In the second figure, the ETS customer's CDPs are served by different ETS SWCs. ETS EVCs ordered between two ETS Ports in different SWCs are classified as ETS Interswitch EVCs. The ETS customer orders the applicable ETS elements from the Telephone Company pursuant to the provisions specified in this section.

Figure 2



In the third figure, one of the ETS customer's CDPs is served by a non-ETS SWC. The ETS customer orders the applicable ETS elements from the Telephone Company pursuant to the provisions specified in this section and the applicable Special Access facilities pursuant to the provisions specified in Section 7, preceding.

Figure 3

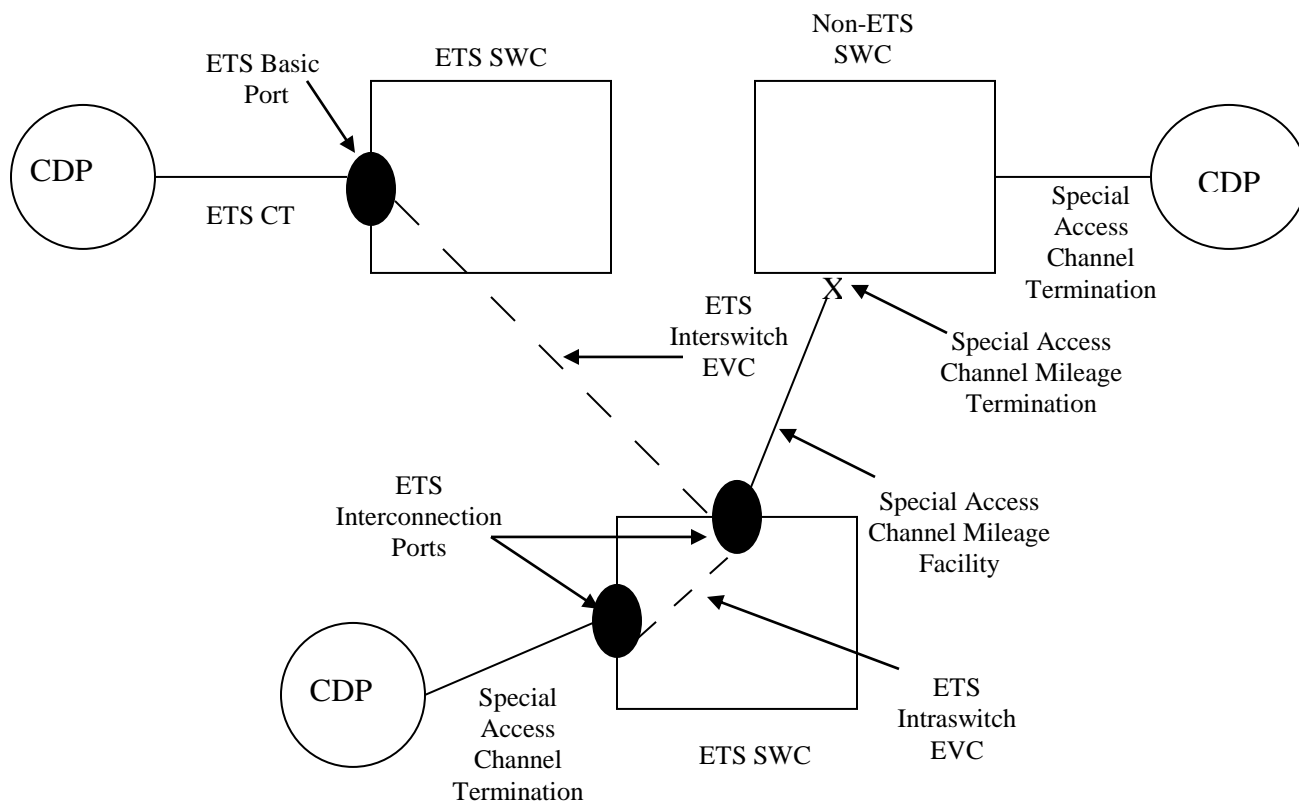


Transmittal No. 129

**ACCESS SERVICE**16. Public Packet Data Network (Cont'd)16.4 Ethernet Transport Service (Cont'd)16.4.4 Rate Regulations (Cont'd)

In the fourth figure, a multipoint configuration is depicted where the customer chose to order Special Access Service to an ETS SWC. The ETS customer orders the applicable ETS elements from the Telephone Company pursuant to the provisions specified in this section and the applicable Special Access facilities pursuant to the provisions specified in Section 7, preceding.

Figure 4

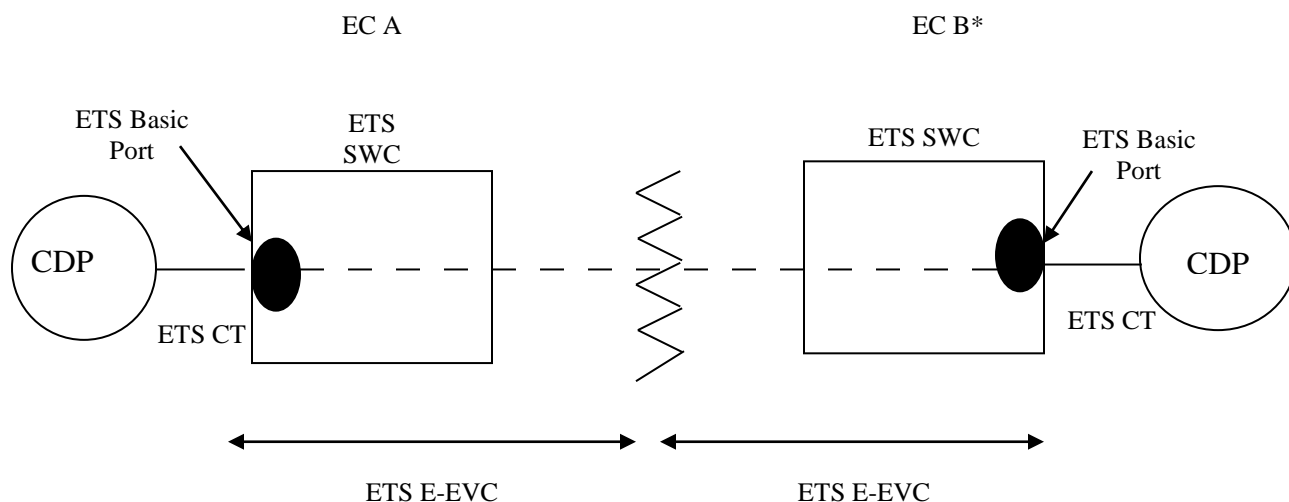


Transmittal No. 129

**ACCESS SERVICE**16. Public Packet Data Network (Cont'd)16.4 Ethernet Transport Service (Cont'd)16.4.4 Rate Regulations (Cont'd)

In the fifth figure, one of the ETS customer's CDPs is served by an adjacent telephone company's Ethernet network. The ETS customer orders the applicable ETS elements from the Telephone Company pursuant to the provisions specified in this section. In addition the ETS customer will order the applicable Ethernet service elements from the adjacent telephone company. The application of rates by the adjacent telephone company will be based on the access tariff of the adjacent company.

Figure 5



\* The application of charges for EC B will depend on its access tariff.

Transmittal No. 129

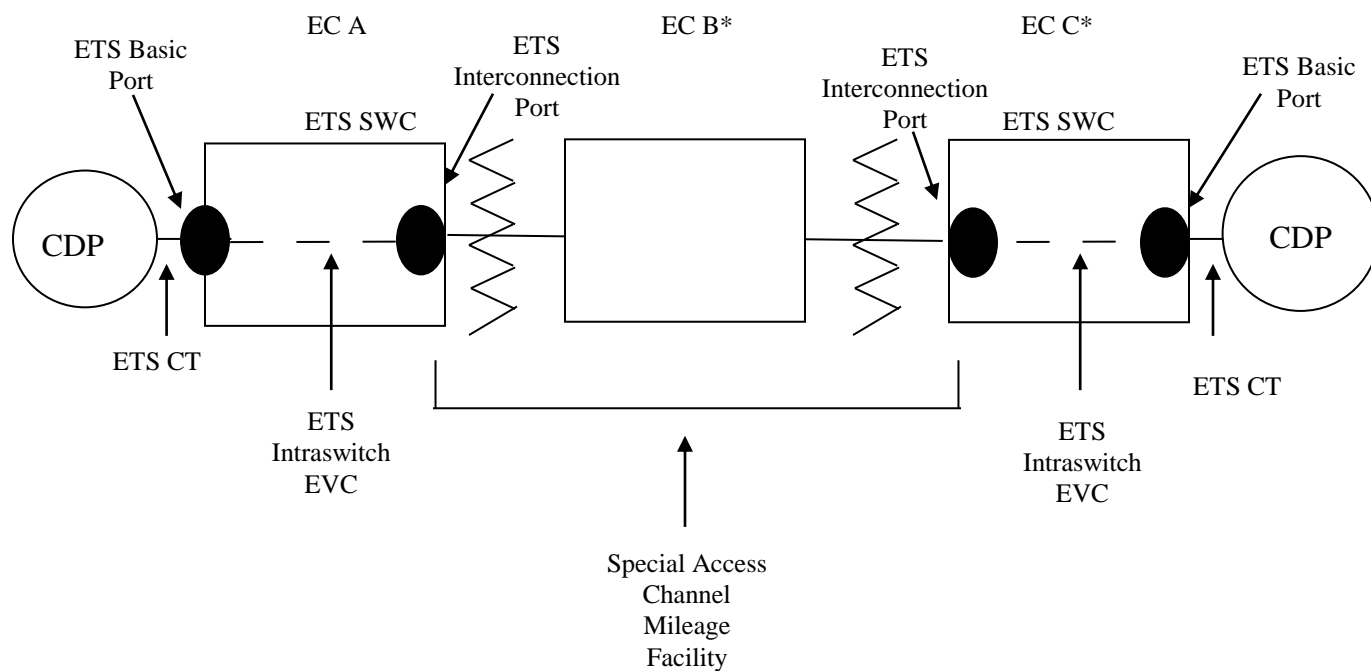
(N)

(N)

**ACCESS SERVICE**16. Public Packet Data Network (Cont'd)16.4 Ethernet Transport Service (Cont'd)16.4.4 Rate Regulations (Cont'd)

In the sixth figure, one of the ETS customer's CDPs is served by a non-adjacent telephone company's Ethernet network. The ETS customer orders the applicable ETS elements from the Telephone Company pursuant to the provisions specified in this section and applicable Special Access facilities pursuant to the provisions specified in Section 7, preceding. In addition, the ETS customer will order the applicable special access service and Ethernet service elements from the interconnecting telephone companies.

Figure 6



\* The application of charges for EC B and C will depend on their respective access tariffs.

**ACCESS SERVICE**16. Public Packet Data Network (Cont'd)16.4 Ethernet Transport Service (Cont'd)16.4.4 Rate Regulations (Cont'd)

The various ETS Service Elements are described below:

(A) Rate Categories(1) ETS Channel Terminations (CTs)

An ETS CT provides the transport facility between the customer's designated premises and an ETS Basic Port at the Telephone Company's ETS SWC.

ETS CTs are available at bandwidth speeds of 2 Mbps, 5 Mbps, 10 Mbps, 20 Mbps, 50 Mbps, 100 Mbps, 250 Mbps, 500 Mbps, 750 Mbps, 1 Gbps, 2 Gbps and 10 Gbps. The ETS customer orders the type of ETS CT it needs based on its bandwidth requirements. Bandwidth speeds of 50 Mbps and above require use of a fiber loop facility, where such fiber facilities exist. ETS CTs are available only from suitably equipped ETS SWCs for connection to ETS Basic Ports.

(C)  
(C)

A Special Access High Capacity DS3 or Synchronous Optical Channel Service OC3 or OC12 Channel Termination may also be used to connect a CDP to the Telephone Company's ETS SWC for connection to an ETS Interconnection Port. The provisions for Special Access Channel Terminations are specified in Section 7, preceding.

Monthly and nonrecurring charges apply for each ETS CT ordered. The monthly rate is based upon the bandwidth capacity ordered and whether the CDP is located within 300 feet of the ETS SWC or more than 300 feet from the ETS SWC. Rates and charges are specified in Section 17, following.

Transmittal No. 177



**ACCESS SERVICE**16. Public Packet Data Network (Cont'd)16.4 Ethernet Transport Service (Cont'd)16.4.4 Rate Regulations (Cont'd)(A) Rate Categories (Cont'd)(2) ETS Ports

ETS Ports provide the interface at the Telephone Company's ETS SWC for data traffic to and from the customer premises equipment as well as for connecting the Telephone Company's ETS network with the Ethernet network of another telephone company. An ETS Port receives Ethernet packets from the ETS customer's Ethernet-compatible CPE, validates the addressing parameters contained in the packet headers, and transmits the packets into the ETS network. The ETS Port also receives Ethernet packets from the Telephone Company's ETS network or from an Ethernet network located outside of the Telephone Company's serving territory, validates the addressing parameters contained in the packet headers, and transmits the packets to the pre-designated CDP.

There are two types of ETS Ports available, i.e., ETS Basic Ports and ETS Interconnection Ports.

(N)

(N)

Transmittal No. 129

**ACCESS SERVICE**16. Public Packet Data Network (Cont'd)16.4 Ethernet Transport Service (Cont'd)16.4.4 Rate Regulations (Cont'd)(A) Rate Categories (Cont'd)(2) ETS Ports (Cont'd)

- (a) ETS Basic Ports provide the interface to the Telephone Company's ETS network and do not include the required transport facility between the CDP and the Telephone Company's ETS SWC.

ETS Basic Ports are available with bandwidth speeds of 2 Mbps, 5 Mbps, 10 Mbps, 20 Mbps, 50 Mbps, 100 Mbps, 250 Mbps, 500 Mbps, 750 Mbps, 1 Gbps, 2 Gbps and 10 Gbps. Required transport to the ETS Basic Port is provided using an ETS CT as described above. Each ETS Basic Port must be associated with a minimum of one ETS EVC, one ETS E-EVC, one ETS I-EVC or one optional DSL Access Service Connection function. An ETS Basic Port may be associated with more than one ETS EVC or ETS E-EVC or ETS I-EVC. The bandwidth speed of an ETS Basic Port must be equal to or greater than the bandwidth speed of the associated ETS CT. The bandwidth speed of an optional DSL Access Service Connection function must be equal to the bandwidth speed of the associated ETS Basic Port.

(C)

(C)

- (b) ETS Interconnection Ports also provide the interface to the Telephone Company's ETS network and do not include the required transport facility between the CDP and the Telephone Company's ETS SWC. Used in conjunction with Special Access DS3, OC3 and/or OC12 Services, ETS Interconnection Ports permit the ETS customer to: 1) connect a CDP served by an ETS or non-ETS SWC to the Telephone Company's ETS network or 2) interconnect the Telephone Company's ETS network to an Ethernet network located in the serving territory of a non-adjacent telephone company.

Transmittal No. 178

**ACCESS SERVICE**16. Public Packet Data Network (Cont'd)16.4 Ethernet Transport Service (Cont'd)16.4.4 Rate Regulations (Cont'd)(A) Rate Categories (Cont'd)(2) ETS Ports (Cont'd)

ETS Interconnection Ports are available at bandwidth speeds of 44.736 Mbps (DS3), 155.52 Mbps (OC3) and 622.08 Mbps (OC12).

Required transport to the ETS Interconnection Port is provided using Special Access DS3, OC3 and/or OC12 Service facilities as described in Section 7, preceding. Each ETS Interconnection Port must be associated with a minimum of one ETS EVC, one ETS E-EVC, one ETS I-EVC, or one optional DSL Access Service Connection function. An ETS Interconnection Port may be associated with more than one ETS EVC, ETS E-EVC or ETS I-EVC. The bandwidth speed of an ETS Interconnection Port must be equal to the bandwidth speed of the associated Special Access Service Channel Termination. The bandwidth speed of an optional DSL Access Service Connection function must be equal to the bandwidth speed of the associated ETS Interconnection Port.

(C)  
(C)  
(C)  
(C)

Monthly and nonrecurring charges apply for each ETS Port ordered. The monthly recurring charge is determined by the capacity and type of ETS Port ordered. Rates and charges are specified in Section 17, following.

Transmittal No. 178

**ACCESS SERVICE**16. Public Packet Data Network (Cont'd)16.4 Ethernet Transport Service (Cont'd)16.4.4 Rate Regulations (Cont'd)(A) Rate Categories (Cont'd)(3) ETS Ethernet Virtual Connections (ETS EVCs)

ETS EVCs are logical associations established by the Telephone Company across a shared transmission path that allow the ETS customer to transmit packets between any two ETS Ports located on the Telephone Company's ETS network. ETS EVCs are available in fixed bandwidth amounts of 2 Mbps, 5 Mbps, 10 Mbps, 20 Mbps, 50 Mbps, 100 Mbps, 250 Mbps, 500 Mbps, 750 Mbps, 1 Gbps and 10 Gbps. The Telephone Company will establish ETS EVCs based upon the bandwidth capacity specified by the ETS customer on its Access Order. When ETS EVCs are ordered between two ETS Ports in the same SWC, the ETS customer will be charged the ETS Intraswitch EVC rate. When ETS EVCs are ordered between ETS Ports that are in different SWCs within the Telephone Company's serving territory, the ETS customer will be billed the ETS Interswitch EVC rate.

(M)  
—  
(M)

Certain material formerly on this page currently appears on Original Page 16-38.6.

Transmittal No. 178

**ACCESS SERVICE**16. Public Packet Data Network (Cont'd)16.4 Ethernet Transport Service (Cont'd)16.4.4 Rate Regulations (Cont'd)(A) Rate Categories (Cont'd)(3) ETS Ethernet Virtual Connections (ETS EVCs) (Cont'd)

(N)

An ETS customer may choose to order one or more Class of Service (CoS) levels on an existing ETS EVC or when ordering a new ETS EVC.

A CoS level provides priority routing of the ETS customer's traffic through the Telephone Company's network. When the customer orders a CoS level, the Telephone Company will configure its network equipment to recognize and transmit customer traffic according to the user priority value(s) populated by the ETS customer's CPE.

A CoS level is available for use only on an ETS customer's ETS Intraswitch or Interswitch EVC when provided between two ETS Basic Ports located within the Telephone Company's serving territory. The CoS levels available for use with ETS are as described below:

- Real Time Class of Service/Quality of Service (RT CoS/QoS) supports applications that require minimal delay and low latency to facilitate steady data flow of user information through the ETS network. Examples of applications requiring a RT CoS/QoS level may include voice, high quality video, and circuit emulation for higher speed special access services. When ordered by the ETS customer, the Telephone Company's network will transport the customer's traffic across its network to meet the frame delay, inter frame delay variation and frame loss ratio parameters specified in the following Technical References:
  - IEEE Standard 802.1D-2004, Sections 7, 9, 17 and Annex G provided the customer's CPE populates the user priority value field with a value of 6 and
  - Implementation Agreement MEF 23.1, January 2012, Table 7, Label H, Regional Performance Tier.

(N)

Transmittal No. 178

**ACCESS SERVICE**16. Public Packet Data Network (Cont'd)16.4 Ethernet Transport Service (Cont'd)16.4.4 Rate Regulations (Cont'd)(A) Rate Categories (Cont'd)(3) ETS Ethernet Virtual Connections (ETS EVCs) (Cont'd)

(N)

When the ETS customer's CPE populates its packets with a user priority value of 6, the Telephone Company will provide the highest level of priority routing through its network of those packets up to the RT CoS/QoS level bandwidth capacity ordered before routing any of the ETS customer's other packets received with a user priority value of less than 6.

When one or more of the RT CoS/QoS performance criteria specified in the Technical References listed above is not met, the customer reports the performance failure to the Telephone Company and the performance failure does not result in a service interruption of the customer's ETS, the following provisions will apply in lieu of the credit allowance provisions for service interruptions specified in Section 2.4.4, preceding.

- No credit will be applied for the performance failure when the Telephone Company restores the customer's service to the required RT CoS/QoS performance criteria levels within four hours after receipt of the trouble report from the customer or when the Telephone Company determines during its trouble investigation that the customer's equipment caused the performance failure.
- When the Telephone Company fails to restore the customer's service to the required RT CoS/QoS performance criteria levels within four hours after receipt of the trouble report and the trouble is found to be in the Telephone Company's network, the Telephone Company will provide the customer with a service credit equal to 144/1440 of the undiscounted monthly charges for the impacted ETS EVC(s) and associated RT CoS/QoS level(s) for the initial four hour period and for each subsequent fractional four hour period until the performance failure is resolved. The total service credits due under this provision during a single billing month may not exceed the total undiscounted monthly charges for the impacted ETS EVC(s) and associated RT CoS/QoS level(s).

(N)

Transmittal No. 178

Issued: March 17, 2014

Effective: April 1, 2014

President  
7852 Walker Drive, Greenbelt, Maryland 20770

**ACCESS SERVICE**16. Public Packet Data Network (Cont'd)16.4 Ethernet Transport Service (Cont'd)16.4.4 Rate Regulations (Cont'd)(A) Rate Categories (Cont'd)(3) ETS Ethernet Virtual Connections (ETS EVCs) (Cont'd)

- Near Real Time CoS (NRT CoS) supports applications for which the data flow requires low delay variance and can tolerate some latency in ETS packet transmissions. Examples of applications requiring a NRT CoS level may include priority business applications, multimedia transmissions and streaming video services. When ordered by the ETS customer, the Telephone Company's network will transport traffic as described in IEEE 802.1D-2004, Sections 7, 9, 17 and Annex G provided the ETS customer's CPE populates the user priority value field with a value of 3, 4 or 5. When the ETS customer's CPE populates its packets with a user priority value of 5, 4, or 3, the Telephone Company will provide priority routing through its network of those packets up to the NRT CoS level bandwidth capacity ordered before routing any of the ETS customer's other packets received with a user priority value of less than 3. Unless otherwise requested by the customer and agreed upon by the Telephone Company, NRT CoS level priority routing provides that: 1) packets received with a user priority value of 5 will receive higher priority routing through the Telephone Company's network than packets received with user priority values of 4 or 3 and 2) packets received with a user priority value of 4 will receive higher priority routing through the Telephone Company's network than packets received with a user priority value of 3.

(N)

(N)

Transmittal No. 178

**ACCESS SERVICE**16. Public Packet Data Network (Cont'd)16.4 Ethernet Transport Service (Cont'd)16.4.4 Rate Regulations (Cont'd)(A) Rate Categories (Cont'd)(3) ETS Ethernet Virtual Connections (ETS EVCs) (Cont'd)

(N)

When an ETS customer orders a CoS, it must specify the CoS level(s) needed, the total bandwidth capacity for each CoS level and the associated ETS EVC(s). The ETS customer may order a CoS level to be established at the same time as the associated ETS Intraswitch or Interswitch EVC is established. The ETS customer may also order a CoS level to be added to an existing associated ETS Intraswitch or Interswitch EVC.

An ETS customer may order multiple CoS levels for use on the same ETS EVC. The total bandwidth capacity ordered for all CoS levels associated with a single ETS EVC cannot exceed the bandwidth capacity of the ETS EVC. For example, an ETS customer with a 500 Mbps ETS Interswitch EVC between two 500 Mbps ETS Basic Ports could order 300 Mbps of NRT CoS and 200 Mbps of RT CoS/QoS.

The ETS customer's traffic will receive priority routing treatment up to the available bandwidth capacity of the CoS level ordered. Any ETS customer traffic received by the Telephone Company's network beyond the available bandwidth capacity of the CoS level(s) ordered will be transported by the Telephone Company's network at best effort.

(N)

Transmittal No. 178



**ACCESS SERVICE**16. Public Packet Data Network (Cont'd)16.4 Ethernet Transport Service (Cont'd)16.4.4 Rate Regulations (Cont'd)(A) Rate Categories (Cont'd)(3) ETS Ethernet Virtual Connections (ETS EVCs) (Cont'd)

(N)

If an ETS customer orders a CoS level with a bandwidth capacity that is less than the total bandwidth capacity of the associated ETS EVC, the remaining non-assigned capacity will be transported by the Telephone Company's network at best effort. For example, an ETS customer with a 100 Mbps ETS Interswitch EVC between two 100 Mbps ETS Basic Ports orders 70 Mbps of NRT CoS. If the ETS customer's CPE populates the user priority value field with a value of 3 and transmits at the full capacity of the ETS EVC, the Telephone Company's network would transport 70 Mbps of the ETS customer's traffic using NRT CoS routing treatment and the remaining non-assigned 30 Mbps at best effort.

The total bandwidth capacity of all CoS levels associated with one or more ETS EVCs connected to the same ETS Basic Port may not exceed the total bandwidth capacity available on that ETS Basic Port.

When a CoS level has been established on an associated ETS EVC and the user priority value field is populated with a value that is equal to or less than the CoS level ordered, the Telephone Company's network will transport the ETS customer's traffic using the user priority value populated. For example, if an ETS customer has a 250 Mbps ETS Intraswitch EVC, orders 100 Mbps of RT CoS/QoS (i.e., associated with user priority value of 6) and transmits 250 Mbps of traffic with a user priority value of 3 populated (i.e., NRT CoS), the Telephone Company's network would transport 100 Mbps of the ETS customer's traffic using NRT CoS routing treatment and the remaining non-assigned 150 Mbps at best effort.

(N)

Transmittal No. 178

**ACCESS SERVICE**16. Public Packet Data Network (Cont'd)16.4 Ethernet Transport Service (Cont'd)16.4.4 Rate Regulations (Cont'd)(A) Rate Categories (Cont'd)(3) ETS Ethernet Virtual Connections (ETS EVCs) (Cont'd)

When a CoS level has been established on an associated ETS EVC and the user priority value field is populated with a value greater than the CoS level ordered, the Telephone Company's network will transport the ETS customer's traffic using the user priority value of the CoS level ordered. For example, if an ETS customer has a 250 Mbps ETS Intraswitch EVC, orders 100 Mbps of NRT CoS (i.e., associated with user priority value 3, 4 or 5) and transmits 250 Mbps of traffic with a user priority value of 6 populated (i.e., RT CoS/QoS), the Telephone Company's network would transport 100 Mbps of the ETS customer's traffic using NRT CoS routing treatment and the remaining non-assigned 150 Mbps at best effort.

When a CoS level has been established on an associated ETS EVC and the user priority value field is not populated, the Telephone Company's network will transport the ETS customer's traffic at best effort.

When a CoS level has not been ordered for use on an associated ETS EVC, the Telephone Company's network will transport the ETS customer's traffic that transits the ETS EVC at best effort.

Monthly and nonrecurring charges apply for each ETS EVC ordered. The monthly recurring charge is based upon the bandwidth capacity ordered and whether the associated ETS Ports are located within one SWC (Intraswitch) or between different SWCs (Interswitch). Rates and charges are specified in Section 17, following.

(N)

(N)

(M)

(M)

Certain material currently on this page formerly appeared on 4th Revised Page 16-38.

Transmittal No. 178

Issued: March 17, 2014

Effective: April 1, 2014

President  
7852 Walker Drive, Greenbelt, Maryland 20770

**ACCESS SERVICE**16. Public Packet Data Network (Cont'd)16.4 Ethernet Transport Service (Cont'd)16.4.4 Rate Regulations (Cont'd)(A) Rate Categories (Cont'd)(3) ETS Ethernet Virtual Connections (ETS EVCs) (Cont'd)

A monthly recurring charge applies based on the total bandwidth capacity of each CoS level ordered and the type (i.e., Intraswitch or Interswitch) and bandwidth capacity of the associated ETS EVC. The monthly recurring charge is calculated by multiplying the applicable per megabit rate for the specified CoS level, which is based upon the type (i.e., Intraswitch or Interswitch) and bandwidth capacity of the associated ETS EVC, by the number of megabits ordered. Rates are specified in Section 17 following.

As an example, an ETS customer with a single 100 Mbps ETS Interswitch EVC between two 100 Mbps ETS Basic Ports orders a total of 30 Mbps of NRT CoS. The monthly charge would be calculated by multiplying the per megabit rate for the NRT CoS level for the associated 100 Mbps ETS Interswitch EVC by 30. The monthly recurring charge for the CoS level in this example would apply in addition to the monthly recurring charges for the 100 Mbps ETS Interswitch EVC and two 100 Mbps Basic Ports.

(N)

(N)

Transmittal No. 178

**ACCESS SERVICE**16. Public Packet Data Network (Cont'd)16.4 Ethernet Transport Service (Cont'd)16.4.4 Rate Regulations (Cont'd)(A) Rate Categories (Cont'd)(3) ETS Ethernet Virtual Connections (ETS EVCs) (Cont'd)

An Access Order Charge applies to establish the initial CoS level on an existing ETS EVC. Only one Access Order Charge would apply to establish multiple CoS levels on an existing ETS EVC with no existing CoS level on the same access order. An Access Order Charge does not apply to make CoS level changes on an existing ETS EVC that has at least one CoS level already established.

The ETS Design Change Charge will apply per ETS EVC, as described in Section 16.4.4(B)(2)(d), below, when an ETS customer elects to make one or more of the following changes on an existing ETS EVC that has at least one CoS level already established: (1) changing the bandwidth capacity of an existing CoS level; adding an additional CoS level; replacing one type of CoS level with another type of CoS level; or (4) removing an existing CoS level from the associated ETS EVC.

(N)

(N)

Transmittal No. 178

**ACCESS SERVICE**16. Public Packet Data Network (Cont'd)16.4 Ethernet Transport Service (Cont'd)16.4.4 Rate Regulations (Cont'd)(A) Rate Categories (Cont'd)(4) ETS Extended Ethernet Virtual Connections  
(ETS E-EVCs)

(T)

ETS E-EVCs are logical associations established by the Telephone Company across a shared transmission path that allow the ETS customer to transmit packets to and receive packets from an ETS Port located in the Telephone Company's ETS network to another telephone company's Ethernet network located in an adjacent serving territory. ETS E-EVCs can be established between two ETS Basic Ports, between two ETS Interconnection Ports or between an ETS Basic Port and an ETS Interconnection Port. ETS E-EVCs are available in fixed bandwidth amounts of 2 Mbps, 5 Mbps, 10 Mbps, 20 Mbps, 50 Mbps, 100 Mbps, 250 Mbps, 500 Mbps, 750 Mbps, 1 Gbps and 10 Gbps. The Telephone Company will establish ETS E-EVCs based upon the bandwidth capacity specified by the ETS customer on its Access Order.

(C)

Monthly and nonrecurring charges apply for each ETS E-EVC ordered. The ETS E-EVC monthly recurring charge is based upon the bandwidth capacity of the ETS E-EVC ordered. Rates and charges are specified in Section 17, following.

Transmittal No. 177

**ACCESS SERVICE**16. Public Packet Data Network (Cont'd)16.4 Ethernet Transport Service (Cont'd)16.4.4 Rate Regulations (Cont'd)(A) Rate Categories (Cont'd)(5) ETS Interconnected Ethernet Virtual Connections (ETS I-EVCS)

ETS I-EVCs are logical associations established by the Telephone Company across a shared transmission path that allow the ETS customer to transmit packets to and receive packets from an ETS Port located in the Telephone Company's ETS network to another telephone company's Ethernet network located in a non-adjacent serving territory. ETS I-EVCs can only be used when the airline distance between the ETS SWCs serving the ETS customer's CDPs is seventy-five miles or less. When the airline distance is greater than seventy-five miles, the ETS customer will use a combination of ETS elements and Special Access Service elements as depicted in Figure 6, above, to connect to its CDP in the non-adjacent serving territory. The Telephone Company will determine the airline distance between the ETS SWCs using the V&H Coordinates method, as described in the NATIONAL EXCHANGE CARRIER ASSOCIATION, INC. TARIFF F.C.C. NO. 4.

ETS I-EVCs can be established between two ETS Basic Ports, between two ETS Interconnection Ports or between an ETS Basic Port and an ETS Interconnection Port. ETS I-EVCs are available in fixed bandwidth amounts of 2 Mbps, 5 Mbps, 10 Mbps, 20 Mbps, 50 Mbps, 100 Mbps, 250 Mbps, 500 Mbps, 750 Mbps and 1 Gbps. The Telephone Company will establish ETS I-EVCs based upon the bandwidth capacity specified by the ETS customer on Access Order.

Monthly and nonrecurring charges apply for each ETS I-EVC based upon the bandwidth capacity ordered by the ETS customer.

(N)

(N)

Transmittal No. 178

**ACCESS SERVICE**16. Public Packet Data Network (Cont'd)16.4 Ethernet Transport Service (Cont'd)16.4.4 Rate Regulations (Cont'd)(A) Rate Categories (Cont'd)(6) Optional Features and Functions

(T)

(a) DSL Access Service Connections

Where available, ETS Basic or Interconnection Ports may be equipped with the DSL Access Service Connection function. The function provides for the interconnection of ETS with ADSL Access Service as described in Section 8.1, preceding, provided by the Telephone Company under this tariff. The function also provides for the interconnection of ETS with a wireline broadband Internet transmission service provided on a non-tariffed, common carrier basis. This optional function allows the ETS customer to receive ADSL and/or wireline broadband Internet transmission service data traffic from and transmit ADSL and/or wireline broadband Internet transmission service data traffic to its end user customers.

The speed of the DSL Access Service Connection function ordered by the ETS customer must equal the speed of the associated ETS Port.

As described in Section 8.1, preceding, the DSL Access Service Connection Point may be located within the serving territory of the Telephone Company, or in the serving territory of an adjacent telephone company when used in conjunction with ETS.

Transmittal No. 178

**ACCESS SERVICE**

16. Public Packet Data Network (Cont'd)

16.4 Ethernet Transport Service (Cont'd)

16.4.4 Rate Regulations (Cont'd)

(A) Rate Categories (Cont'd)

(6) Optional Features and Functions (Cont'd)

(T)

(a) DSL Access Service Connections (Cont'd)

The availability of the DSL Access Service Connection function is designated by the Telephone Company in the NATIONAL EXCHANGE CARRIER ASSOCIATION, INC. Tariff F.C.C. No. 4.

A nonrecurring charge applies per port to equip the ETS Port with the DSL Access Service Connection function. Rates and charges are specified in Section 17, following.

Transmittal No. 178



**ACCESS SERVICE**

16. Public Packet Data Network (Cont'd)

16.4 Ethernet Transport Service (Cont'd)

16.4.4 Rate Regulations (Cont'd)

(A) Rate Categories (Cont'd)

(6) Optional Features and Functions (Cont'd)

(T)

(a) DSL Access Service Connections (Cont'd)

- (i) Where suitable facilities exist, an ETS customer that requires the ability to send high speed multimedia transmissions may also order an ETS Multi-Media Virtual Circuit Channel (ETS MM-VCC) between its CDP and the premises of its end user customer, provided such end user customer's premises is equipped with ADSL Access Service provided by the Telephone Company under this tariff as described in Section 8.1, preceding. ETS MM-VCCs are only available when the ETS customer's CDP, the ETS customer's end user premises and the Telephone Company's DSL Access Service Connection Point SWC are all located within the serving territory of the Telephone Company. ETS M-VCCs do not increase the bandwidth capacity of ETS CTs, ETS Ports, ETS EVCs and/or Special Access Service Channel Terminations used by the ETS customer to connect its CDP to the DSL Access Service Connection Point SWC.

Transmittal No. 178

## ACCESS SERVICE

16. Public Packet Data Network (Cont'd)

16.4 Ethernet Transport Service (Cont'd)

16.4.4 Rate Regulations (Cont'd)

(A) Rate Categories (Cont'd)

(6) Optional Features and Functions (Cont'd)

(T)

(a) DSL Access Service Connections (Cont'd)

Transmission speed across the ETS MM-VCC is not guaranteed and maybe affected by factors that affect the actual speeds delivered, including the ADSL Access Service customer's distance from the Telephone Company SWC, condition of the facilities, and any capacity limitations in the ETS customer's network design.

At each premises to which the ETS customer wants to transmit multimedia content using an ETS MM-VCC, the ETS customer must specify on its Access Order its end user customer's premises location and the total number of 10 Mbps bandwidth capacity increments required to that location. For example, an ETS customer requires an additional 40 Mbps of bandwidth capacity to one of its end user customers. On its Access Order to the Telephone Company, the ETS customer would specify the end user customer premises address and order one ETS MM-VCC made up of four 10 Mbps increments.

Transmittal No. 178

**ACCESS SERVICE**16. Public Packet Data Network (Cont'd)16.4 Ethernet Transport Service (Cont'd)16.4.4 Rate Regulations (Cont'd)(A) Rate Categories (Cont'd)(6) Optional Features and Functions (Cont'd)

(T)

(a) DSL Access Service Connections (Cont'd)

In the above example, the Telephone Company would bill the ETS customer for one ETS MM-VCC nonrecurring charge specified in Section 17, following, and one Access Order Charge specified in Section 17.4.1(A), following. The monthly recurring rate for this ETS MM-VCC would be calculated at four times the 10 Mbps increment rate specified in Section 17, following.

Monthly and nonrecurring charges apply to each ETS MM-VCC established by the Telephone Company in addition to any applicable Access Order Charges specified in Section 5.4.1, preceding. The ETS customer may order multiple ETS MM-VCCs to multiple end users' locations on a single Access Order, in which case only one Access Order Charge would apply for that order in addition to the applicable nonrecurring charge for each ETS MM-VCC established. The ETS MM-VCC charges apply in addition to the nonrecurring charge for equipping the ETS Port with the DSL Access Service Connection function. Rates and charges are specified in Section 17 following.

Transmittal No. 178

**ACCESS SERVICE**16. Public Packet Data Network (Cont'd)16.4 Ethernet Transport Service (Cont'd)16.4.4 Rate Regulations (Cont'd)(A) Rate Categories (Cont'd)(6) Optional Features and Functions (Cont'd)

(T)

(a) DSL Access Service Connections (Cont'd)

The Telephone Company will waive the ETS MM-VCC monthly rate specified in Section 17, following, when the local exchange telephone service, ADSL Access Service and ETS MM-VCC are provided from the same serving wire center where the Telephone Company has located its DSL Access Service Connection Point. The ETS MM-VCC nonrecurring charge specified will apply.

When an ETS customer elects to change the bandwidth capacity of an existing ETS MM-VCC or to remove an existing ETS MM-VCC from its associated ADSL Access Service line, the ETS MM-VCC nonrecurring charge specified in Section 17, following, will not apply. In lieu of such charge, the ETS Design Change Charge will apply, as specified in Section 17, following.

When an ETS customer disconnects an ETS MM-VCC and the associated ADSL Access Service line at the same time, neither the ETS MM-VCC non recurring charge nor the ETS Design Change Charge will apply.

(M)

|

(M)

Certain material formerly on this page currently appears on 2nd Revised Page 16-40.5.1.

Transmittal No. 178

**ACCESS SERVICE**16. Public Packet Data Network (Cont'd)16.4 Ethernet Transport Service (Cont'd)16.4.4 Rate Regulations (Cont'd)(A) Rate Categories (Cont'd)(6) Optional Features and Functions (Cont'd)(a) DSL Access Service Connections (Cont'd)

Where suitable facilities exist, an ETS customer that requires the ability to transmit and receive low speed data using virtual local area network tagged frames may also order an ETS Low Bit Rate Virtual Circuit Channel (ETS LBR-VCC) between its CDP and the premises of its end user customer, provided such end user customer's premises is equipped with ADSL Access Service provided by the Telephone Company under this tariff as described in Section 8.1, preceding. This optional function allows the customer to transmit and receive tagged frames which were formatted by the customer's CPE in conformance with the standards specified in Technical Reference, IEEE Std 802.1Q – 2005, Sections 5 through 12 and Annexes E and G. ETS LBR-VCCs are only available when the ETS customer's CDP, the ETS customer's end user premises and the Telephone Company's DSL Access Service Connection Point SWC are all located within the serving territory of the Telephone Company. ETS LBR-VCCs do not increase the bandwidth capacity of ETS CTs, ETS Ports, ETS EVCs and/or Special Access Service Channel Terminations, Channel Mileage Facility and Channel Mileage Terminations used by the ETS customer to connect its CDP to the DSL Access Service Connection Point SWC.

(N)

(N)

Transmittal No. 178

**ACCESS SERVICE**16. Public Packet Data Network (Cont'd)16.4 Ethernet Transport Service (Cont'd)16.4.4 Rate Regulations (Cont'd)(A) Rate Categories (Cont'd)(6) Optional Features and Functions (Cont'd)(a) DSL Access Service Connections (Cont'd)

Transmission speed across the ETS LBR-VCC is not guaranteed and may be affected by factors that affect the actual speeds delivered, including the ADSL or SDSL Access Service customer's distance from the Telephone Company SWC, condition of the facilities, and any capacity limitations in the ETS customer's network design.

At each premises to which the ETS customer wants to transmit and receive low speed data using an ETS LBR-VCC, the ETS customer must specify on its Access Order its end user customer's premises location and the total number of 64 kbps bandwidth capacity increments required to that location. For example, an ETS customer requires an additional 128 kbps of bandwidth capacity to one of its end user customers. On its Access Order to the Telephone Company, the ETS customer would specify the end user customer premises address and order one ETS LBR-VCC made up of two 64 kbps increments.

In the above example, the Company would bill the ETS customer for one ETS LBR-VCC nonrecurring charge and one Access Order Charge. The monthly recurring rate for this ETS LBR-VCC would be calculated at two times the 64 kbps increment rate.

(N)

(N)

Transmittal No. 178

**ACCESS SERVICE**16. Public Packet Data Network (Cont'd)16.4 Ethernet Transport Service (Cont'd)16.4.4 Rate Regulations (Cont'd)(A) Rate Categories (Cont'd)(6) Optional Features and Functions (Cont'd)(a) DSL Access Service Connections (Cont'd)

Monthly and nonrecurring charges apply to each ETS LBR-VCC established by the Telephone Company in addition to any applicable Access Order Charges specified in Section 5.4.1, preceding. The ETS customer may order multiple ETS LBR-VCCs to multiple end users' locations on a single Access Order, in which case only one Access Order Charge would apply for that order in addition to the applicable nonrecurring charge for each ETS LBR-VCC established. The ETS LBR-VCC charges apply in addition to the nonrecurring charge for equipping the ETS Port with the DSL Access Service Connection function. Rates and charges specified in Section 17 following.

When an ETS customer elects to change the bandwidth capacity of an existing ETS LBR-VCC or to remove an existing ETS LBR-VCC from its associated ADSL or SDSL Access Service line, the ETS LBR-VCC nonrecurring charge will not apply. In lieu of such charge, the ETS Design Change Charge will apply, as described in (d), below.

When an ETS customer disconnects an ETS LBR-VCC and the associated ADSL or SDSL Access Service line at the same time, neither the ETS LBR-VCC nonrecurring charge nor the ETS Design Change Charge will apply.

(N)

(N)

Transmittal No. 178

**ACCESS SERVICE**16. Public Packet Data Network (Cont'd)16.4 Ethernet Transport Service (Cont'd)16.4.4 Rate Regulations (Cont'd)(A) Rate Categories (Cont'd)(6) Optional Features and Functions (Cont'd)

(T)

(b) VLAN Service

In connection with ETS, the Telephone Company offers Virtual Local Area Network (VLAN) service through use of Virtual Private Networks (VPN) functions.

(M)

—  
(M)

A virtual LAN, commonly known as a VLAN, is a group of hosts with a common set of requirements that communicate as if they were attached to the same broadcast domain, regardless of their physical location. A VLAN has the same attributes as a physical LAN, but it allows for end stations to be grouped together even if they are not located on the same network switch. Network reconfiguration can be done through software instead of physically relocating devices.

Customers subscribing to a VLAN arrangement may order configuration by the Company of VLAN service through use of ETS with the VLAN Aggregation feature. VLAN Aggregation provides multiple LAN connectivity across a common physical connection through use of Virtual Private Network (VPN) functions. This feature supports customer aggregation of traffic from multiple remote customer locations. This aggregated traffic can be transported back to a central location and across a common ETS Service interface. VLAN Aggregation utilizes IEEE 802.1Q VLAN Tagging procedures. There are two charges associated with VLAN provisioning, a VLAN Service Establishment Charge and a VLAN Monthly Service Charge.

(c) VLAN Service Establishment Charge

The VLAN Service Establishment Charge is a non-recurring charge and applies to each individual VLAN provisioned. VLAN Service Establishment Charges apply to the following:

Certain material currently on this page formerly appeared on 1st Revised Page 16-40.5.

Transmittal No. 178

Issued: March 17, 2014

Effective: April 1, 2014

President  
7852 Walker Drive, Greenbelt, Maryland 20770



**ACCESS SERVICE**16. Public Packet Data Network (Cont'd)16.4 Ethernet Transport Service (Cont'd)16.4.4 Rate Regulations (Cont'd)(A) Rate Categories (Cont'd)(6) Optional Features and Functions (Cont'd) (T)(c) VLAN Service Establishment Charge (Cont'd) (T)

- i. establishment of a VLAN connection for a Telephone Company provided ETS EVC to another Telephone Company provided ETS EVC;
- ii. establishment of a VLAN connection for a Telephone Company provided ETS EVC to an EVC provided by another carrier to an end user outside of the service area of the Telephone Company

A separate Service Establishment Charge applies for each VLAN added to an EVC.

(d) VLAN Monthly Service Charge (T)

The VLAN Monthly Service Charge is a monthly recurring charge and applies to each individual VLAN provisioned. VLAN Monthly Service Charges apply to the following:

- i. where the Telephone Company provides both EVCs comprising a VLAN connection, a single Monthly Service Charge applies to the customer ordering the VLAN Service.
- ii. where the Telephone Company provides only one of the EVCs for a ETS VLAN connection, with another carrier providing the other EVC, a single Monthly Service Charge applies to the Telephone Company customer.

Transmittal No. 193

**ACCESS SERVICE**16. Public Packet Data Network (Cont'd)16.4 Ethernet Transport Service (Cont'd)16.4.4 Rate Regulations (Cont'd)(A) Rate Categories (Cont'd)(6) Optional Features and Functions (Cont'd)(e) ETS Port Protection

Where suitable facilities exist, an ETS customer that requires stand-by capability between an ETS Basic Port at the Telephone Company's ETS SWC and its CDP may order the ETS Port Protection feature.

This feature establishes a stand-by ETS Basic Port, associated stand-by ETS CT and dedicated capacity to be activated should a failure occur in the Primary ETS Basic Port at the Telephone Company's ETS SWC or associated ETS CT between the CDP and the ETS SWC. The ETS switch will automatically redirect the ETS customer's traffic to the stand-by ETS Basic Port and associated stand-by ETS CT as well as to any EVC(s) (i.e., Intraswitch, Interswitch, Extended and/or Interconnected), assigned CoS levels, and, if applicable, the DSL Access Service Connection function, ETS MM-VCCs and ETS LBR-VCCs associated with the Primary ETS Basic Port. When ordered by the ETS customer, the Telephone Company's network will redirect traffic as described in IEEE 802.1D-2004, Section 17.

For purposes of this section, the Primary ETS Basic Port is the ETS Basic Port on which the customer orders the establishment of the ETS Port Protection feature. The stand-by ETS Basic Port provides the same functionality and bandwidth capacity as the Primary ETS Basic Port. The stand-by ETS CT provides the same functionality and bandwidth capacity as the associated ETS CT for the Primary ETS Basic Port.

(N)

(N)

**ACCESS SERVICE**16. Public Packet Data Network (Cont'd)16.4 Ethernet Transport Service (Cont'd)16.4.4 Rate Regulations (Cont'd)(A) Rate Categories (Cont'd)(6) Optional Features and Functions (Cont'd)

(N)

(e) ETS Port Protection (Cont'd)

In addition to any applicable Access Order Charges specified in Section 5.4.1, preceding, monthly and nonrecurring charges apply for each ETS Port Protection feature established on an existing or new Primary ETS Basic Port. The monthly and nonrecurring charges are based upon the bandwidth capacity of the Primary ETS Basic Port and whether the CDP is located within 300 feet of the ETS SWC or more than 300 feet from the ETS SWC.

Rates and charges are specified in Section 17.4.8 following.

The ETS customer specifies on the order the Primary ETS Basic Port on which the ETS Port Protection feature is to be established. An Access Order Charge, per order, applies to establish the ETS Port Protection feature. When the ETS customer orders the ETS Port Protection feature at the same time as it orders the associated Primary ETS Basic Port, the Access Order Charge will not apply. The ETS customer may order the ETS Port Protection feature for multiple Primary ETS Basic Ports on a single Access Order, in which case only one Access Order Charge would apply for that order in addition to the applicable ETS Port Protection nonrecurring charge for each feature established on each Primary ETS Basic Port.

(N)

Transmittal No. 193

Issued: November 3, 2015

Effective: November 18, 2015

President  
7852 Walker Drive, Greenbelt, Maryland 20770

**ACCESS SERVICE**16. Public Packet Data Network (Cont'd)16.4 Ethernet Transport Service (Cont'd)16.4.4 Rate Regulations (Cont'd)(A) Rate Categories (Cont'd)(6) Optional Features and Functions (Cont'd)(e) ETS Port Protection (Cont'd)

The ETS Port Protection feature will automatically be discontinued when the associated Primary ETS Basic Port is disconnected. Neither the ETS Port Protection nonrecurring charge nor the Access Order Charge applies for the discontinuance of the ETS Port Protection feature.

When the ETS customer elects to increase the bandwidth capacity on an existing ETS Basic Port equipped with the ETS Port Protection feature, the ETS Design Change Charge, as described in Section 16.4.4(B)(2)(d), following, will apply per ETS Port Protection feature in lieu of the ETS Port Protection nonrecurring charge.

(N)

(N)

Transmittal No. 193

Issued: November 3, 2015

Effective: November 18, 2015

President  
7852 Walker Drive, Greenbelt, Maryland 20770

**ACCESS SERVICE**16. Public Packet Data Network (Cont'd)16.4 Ethernet Transport Service (Cont'd)16.4.4 Rate Regulations (Cont'd)(A) Rate Categories (Cont'd)(6) Optional Features and Functions (Cont'd)(f) ETS Bandwidth Add-On (ETS BAO)

Where suitable facilities exist, an ETS customer that requires additional bandwidth capacity may order the ETS Bandwidth Add-On (ETS BAO) feature. This optional feature enables the ETS customer to order additional bandwidth capacity in 10 Mbps increments to be added to ETS Basic Ports, ETS CTs, ETS EVCs, ETS E-EVCs and ETS I-EVCs at the following speed options: 50 Mbps, 100 Mbps, 250 Mbps, 500 Mbps and 750 Mbps. The ETS BAO feature is only available on the above listed ETS rate elements and speed options when provided within the serving territory of the Telephone Company.

For each ETS BAO feature, the ETS customer may order one 10 Mbps increment or multiple 10 Mbps increments. The ETS BAO feature may be added to an eligible ETS rate element at the same time the underlying ETS rate element is initially installed or subsequently added to an existing ETS rate element. An ETS BAO feature would be ordered for each eligible ETS rate element and speed option combination based upon the ETS customer's bandwidth needs.

(N)

(N)

Transmittal No. 199

**ACCESS SERVICE**16. Public Packet Data Network (Cont'd)16.4 Ethernet Transport Service (Cont'd)16.4.4 Rate Regulations (Cont'd)(A) Rate Categories (Cont'd)(6) Optional Features and Functions (Cont'd)(f) ETS Bandwidth Add-On (ETS BAO) (Cont'd)

(N)

When an ETS BAO feature is added at the same time as the underlying ETS rate element is initially installed, an Access Order Charge and nonrecurring charge associated with the underlying ETS rate element would apply. When an ETS BAO feature is subsequently added to an existing ETS rate element, an ETS Design Change Charge would apply per ETS BAO feature established by the Telephone Company as described in Section 16.4.4(B)(2)(d), below.

When ordering an ETS BAO feature, the ETS customer must specify on its Access Order: 1) each eligible ETS rate element and speed option combination to be supplemented using the ETS BAO feature and 2) the total number of 10 Mbps increments to be included in each ETS BAO feature. For example, an ETS customer requires an additional 20 Mbps of bandwidth capacity on its existing 50 Mbps ETS Interswitch EVC. On its Access Order to the Telephone Company, the ETS customer would identify the ETS Basic Ports between which the existing 50 Mbps ETS Interswitch EVC exists and order one ETS BAO feature made up of two 10 Mbps increments for that ETS EVC.

(N)

**ACCESS SERVICE**16. Public Packet Data Network (Cont'd)16.4 Ethernet Transport Service (Cont'd)16.4.4 Rate Regulations (Cont'd)(A) Rate Categories (Cont'd)(6) Optional Features and Functions (Cont'd)(f) ETS Bandwidth Add-On (ETS BAO) (Cont'd)

In addition to the applicable monthly charge for the underlying ETS rate element, a monthly charge applies for each ETS BAO feature established by the Telephone Company. The monthly charge is based upon the total number of 10 Mbps increments included in each ETS BAO feature ordered by the ETS customer. For example, an ETS customer orders two ETS BAO features to provide an additional 50 Mbps of bandwidth capacity on its existing 100 Mbps ETS Basic Port and associated 100 Mbps ETS CT. In addition to the monthly charges for the underlying 100 Mbps ETS Basic Port and associated 100 Mbps ETS CT, the Telephone Company would bill the ETS customer one ETS BAO feature monthly charge equal to five times the 10 Mbps increment ETS BAO feature ETS Basic Port rate and a second ETS BAO feature monthly charge equal to five times the 10 Mbps increment ETS BAO feature ETS CT rate. The ETS customer would also be billed two ETS Design Change Charges for the two ETS BAO features established by the Telephone Company since the two ETS BAO features were being added to existing ETS rate elements.

(N)

(N)

Transmittal No. 199

Issued: September 16, 2016

Effective: October 1, 2016

President  
7852 Walker Drive, Greenbelt, Maryland 20770

**ACCESS SERVICE**16. Public Packet Data Network (Cont'd)16.4 Ethernet Transport Service (Cont'd)16.4.4 Rate Regulations (Cont'd)(A) Rate Categories (Cont'd)(6) Optional Features and Functions (Cont'd)(f) ETS Bandwidth Add-On (ETS BAO) (Cont'd)

When an ETS customer adds an ETS BAO feature to an eligible ETS Basic Port equipped with the DSL Access Service Connection function and/or ETS Port Protection feature, the bandwidth capacity of the associated DSL Access Service Connection function and/or ETS Port Protection feature will be automatically supplemented by the bandwidth capacity ordered in the ETS BAO feature added to the underlying ETS Basic Port. The Telephone Company will only bill the ETS customer for the ETS BAO feature associated with the underlying ETS Basic Port.

As specified in Section 16.4.5 and 16.4.6, following, the ETS BAO feature is eligible for an ETS Term Discount Plan or ETS Port Term Discount Plan discount when the ETS BAO feature's underlying ETS rate element is associated with a committed ETS Port. Bandwidth capacity added to an eligible ETS Basic Port committed under the ETS Term Discount Plan or ETS Port Term Discount Plan using the ETS BAO feature does not change the ETS customer's term plan commitment on the originally committed ETS Basic Port.

(C)

(C)

(C)

(C)

Transmittal No. 215



**ACCESS SERVICE**16. Public Packet Data Network (Cont'd)16.4 Ethernet Transport Service (Cont'd)16.4.4 Rate Regulations (Cont'd)(A) Rate Categories (Cont'd)(6) Optional Features and Functions (Cont'd)(f) ETS Bandwidth Add-On (ETS BAO) (Cont'd)

When an ETS customer elects to change the bandwidth capacity of an existing ETS BAO feature or remove an existing ETS BAO feature from its underlying ETS rate element, an ETS Design Change Charge will apply, as described in Section 16.4.4(B)(2)(d), below. When an ETS customer disconnects an underlying ETS rate element equipped with an ETS BAO feature, the ETS BAO feature is automatically disconnected and neither an Access Order Charge nor an ETS Design Change Charge will apply for the disconnected ETS rate elements.

Rates and charges are specified in Section 17, following.

(N)

(N)

Transmittal No. 199

**ACCESS SERVICE**16. Public Packet Data Network (Cont'd)16.4 Ethernet Transport Service (Cont'd)16.4.4 Rate Regulations (Cont'd)(A) Rate Categories (Cont'd)(7) ETS Meet Point Interface (ETS-MPI)

(T)

The ETS Meet Point Interface (ETS-MPI) rate element is for a standard Ethernet defined interface between the SWC Ethernet switch and a customer location outside the Telephone Company's serving area. Customers located in the serving area of an adjacent telephone company may order an ETS-MPI from the Telephone Company for connection to the Ethernet facilities ordered by the customer from a telephone company with a serving area adjacent to that of the Telephone Company at the meet point between the two telephone companies. Interstate interexchange carriers may order an ETS-MPI for connection to Ethernet facilities ordered by the interexchange carrier from a telephone company with a serving area adjacent to that of the Telephone Company. ETS-MPIs will be billed by the Telephone Company subject to the Meet Point Billing provisions of Section 2.4.7(B) preceding. Standard Ethernet signaling protocols provided by the Telephone Company shall apply to the interface. The ETS-MPI rate element includes termination at the network side of the Telephone Company Ethernet switch and the Telephone Company's portion of the facilities up to the meet point.

An ETS-MPI comprises two elements:

ETS- MPI Channel Mileage Facility

ETS-MPI Channel Mileage Termination

The customer can connect multiple ETS Ports provided by the Telephone Company within its local exchange service area provided that the aggregate capacity of the ETS Ports does not exceed the capacity of the ETS-MPI ordered by the customer. Interface capability will be provided by the Telephone Company as part of the ETS-MPI Channel Termination.

Transmittal No. 193

**ACCESS SERVICE**16. Public Packet Data Network (Cont'd)16.4 Ethernet Transport Service (Cont'd)16.4.4 Rate Regulations (Cont'd)(B) Types of Rates and Charges

There are two types of rates and charges. They are monthly rates and nonrecurring charges. The rates and charges are described below:

(1) Monthly Rates

Monthly rates are recurring rates that apply each month or fraction thereof when an ETS service element is provided. For billing purposes, each month is considered to have 30 days.

(2) Nonrecurring Charges

Nonrecurring charges are one-time charges that apply for specific work activity (i.e., installation or change to an existing service). The types of nonrecurring charges that apply for ETS are installation of service, service rearrangements, moves and design changes.

Except as specified below, these charges are in addition to the Access Order Charge as specified in Section 17.4.1, following.

(a) Installation of Service

Nonrecurring charges apply for installation of ETS CTs, ETS Ports, ETS EVCs, ETS E-EVCs, ETS I-EVCs and ETS Optional Features and Functions ordered by the ETS customer. (C)

(b) Service Rearrangements

Service rearrangements are changes to existing (i.e., installed) services, which may be administrative only in nature as set forth below or, that involve an actual physical change to the service.

Transmittal No. 178

**ACCESS SERVICE**16. Public Packet Data Network (Cont'd)16.4 Ethernet Transport Service (Cont'd)16.4.4 Rate Regulations (Cont'd)(B) Types of Rates and Charges (Cont'd)(2) Nonrecurring Charges (Cont'd)(b) Service Rearrangements (Cont'd)

When the ETS customer elects to replace an existing ETS Port or ETS CT with a new ETS Port or ETS CT with a lower bandwidth capacity element than the existing ETS element being replaced, the request will be considered a discontinuance of service for the former capacity and start of service for the new capacity. Associated nonrecurring (i.e., installation) charges will apply, including any nonrecurring charges for optional features, and functions, if applicable. New minimum period requirements will be established for the new ETS elements. The ETS customer will also remain responsible for satisfying all outstanding minimum period charges for the discontinued ETS elements.

(C)

(C)

(C)

(C)

When the ETS customer elects to replace an existing ETS Port or ETS CT with a new ETS Port or ETS CT with a higher bandwidth capacity element than the existing ETS element being replaced, the ETS Design Change Charge described in (d), below, will apply per new ETS Element. New minimum period requirements will be established for the higher capacity ETS elements. Any outstanding minimum period charges associated with the lower capacity ETS elements that would otherwise be applicable as described in this paragraph will be waived. Nonrecurring charges will also be waived.

(C)

(C)

(C)

(C)

(C)

Transmittal No. 193

**ACCESS SERVICE**16. Public Packet Data Network (Cont'd)16.4 Ethernet Transport Service (Cont'd)16.4.4 Rate Regulations (Cont'd)(B) Types of Rates and Charges (Cont'd)(2) Nonrecurring Charges (Cont'd)(b) Service Rearrangements (Cont'd)

When the ETS customer elects to replace an existing ETS Basic Port equipped with the ETS Port Protection feature with a new ETS Basic Port equipped with the ETS Port Protection feature with a higher bandwidth capacity than the existing ETS Basic Port being replaced, an ETS Design Change Charge as described in (d), below, will apply for the new ETS Basic Port as described in the preceding paragraph and a second ETS Design Change Charge will apply per ETS Basic Port Protection feature in lieu of the ETS Port Protection nonrecurring charge.

For example, if an ETS customer elected to replace its existing 50 Mbps ETS CT and 50 Mbps ETS Basic Port equipped with the ETS Port Protection feature with a new 100 Mbps ETS CT and 100 Mbps ETS Basic Port Protection feature, three ETS Design Change Charges would apply.

(N)

(N)

Transmittal No. 193

Issued: November 3, 2015

Effective: November 18, 2015

President  
7852 Walker Drive, Greenbelt, Maryland 20770

**ACCESS SERVICE**16. Public Packet Data Network (Cont'd)16.4 Ethernet Transport Service (Cont'd)16.4.4 Rate Regulations (Cont'd)(B) Types of Rates and Charges (Cont'd)(2) Nonrecurring Charges (Cont'd)(b) Service Rearrangements (Cont'd)

When the ETS customer elects to change the bandwidth capacity on existing ETS EVCs, ETS E-EVCs, ETS I-EVCs, ETS MM-VCCs, and/or ETS LBR-VCCs (i.e., the customer requests an increase or decrease incapacity), the ETS Design Change Charge described in (d), below, will apply per ETS element changed.

(C)  
(C)

When the ETS customer elects to remove existing ETS EVCs, ETS E-EVCs, or ETS I-EVCs the ETS Design Change Charge described in (d), below, will apply per ETS EVC, ETS E-EVC or ETS I-EVCs removed.

(C)  
(C)

When the ETS customer elects to remove an existing ETS MM-VCC from its associated ADSL Access Service line, the ETS Design Change Charge described in (d), below, will apply per ETS MM-VCC removed.

The ETS Design Change Charge will apply per ETS EVC, as described in (d), below, when an ETS customer elects to make one or more of the following changes on an existing ETS EVC that has at least one CoS level already established: (1) changing the bandwidth capacity of an existing CoS level; (2) adding an additional CoS level; (3) replacing one type of CoS level with another type of CoS level; or (4) removing an existing CoS level from the associated ETS EVC. Only one ETS Design Change Charge will apply when more than one of the above changes is made to the same associated ETS EVC at the same time on the same access order.

(N)

When the ETS customer elects to remove an existing ETS LBR-VCC from its associated ADSL or SDSL Access Service line, the ETS Design Change Charge described in (d), below, will apply per ETS LBR-VCC removed.

(N)

Transmittal No. 178

**ACCESS SERVICE**16. Public Packet Data Network (Cont'd)16.4 Ethernet Transport Service (Cont'd)16.4.4 Rate Regulations (Cont'd)(B) Types of Rates and Charges (Cont'd)(2) Nonrecurring Charges (Cont'd)(b) Service Rearrangements (Cont'd)

When the ETS customer elects to install an ETS BAO feature on an existing qualifying ETS Basic Port, ETS CT, ETS EVC, ETS E-EVC and/or ETS I-EVC as described in Section 16.4.4(A)(6)(f), preceding, the ETS Design Change Charge as described in (d), below, will apply per ETS BAO feature established.

When the ETS customer elects to increase or decrease the bandwidth capacity on an existing ETS BAO feature associated with an underlying ETS Basic Port, ETS CT, ETS EVC, ETS E-EVC and/or ETS I-EVC, the ETS Design Change Charge as described in (d), below, will apply per ETS BAO feature changed.

When the ETS customer elects to remove an existing ETS BAO feature from its underlying ETS Basic Port, ETS CT, ETS EVC, ETS E-EVC and/or ETS I-EVC, the ETS Design Change Charge as described in (d), below, will apply per ETS BAO feature removed.

(N)

(N)

Transmittal No. 199

**ACCESS SERVICE**16. Public Packet Data Network (Cont'd)16.4 Ethernet Transport Service (Cont'd)16.4.4 Rate Regulations (Cont'd)(B) Types of Rates and Charges (Cont'd)(2) Nonrecurring Charges (Cont'd)(b) Service Rearrangements (Cont'd)

Administrative changes will be made without charge(s) to the ETS customer. Administrative changes are as follows:

- Change of customer name.
- Change of customer or customer's end user premises address when the change of address is not a result of physical relocation of equipment,
- Change in billing data (name, address, or contact name or telephone number),
- Change of agency authorization,
- Change of customer circuit identification,
- Change of billing account number,
- Change of customer or customer's end user contact name or telephone number, and
- Change of jurisdiction

(N)

(N)

Transmittal No. 129



**ACCESS SERVICE**16. Public Packet Data Network (Cont'd)16.4 Ethernet Transport Service (Cont'd)16.4.4 Rate Regulations (Cont'd)(B) Types of Rates and Charges (Cont'd)(2) Nonrecurring Charges (Cont'd)(c) Moves

A move involves a change in the physical location of one of the following:

- The point of Termination at the customer's premises
- The Customer's premises

The charges for moving ETS elements are dependent on whether the move is to a different location within the same building, to a different building within the same SWC, or to a different building in a different SWC. The charges specified below apply in addition to any applicable charges for moving any applicable Special Access Services as specified in Section 7.2.3, preceding.

(i) Moves Within the Same Building

ETS Basic and Interconnection Ports, ETS EVCs, ETS E-EVCs and ETS I-EVCs are not impacted when an ETS customer moves its Point of Termination to a different building. The charge for moving an ETS CT within the same building will be an amount equal to one half of the nonrecurring (i.e., installation) charge for the ETS CT. There will be no change in the minimum period requirements. (C)  
(C)

Transmittal No. 178

**ACCESS SERVICE**16. Public Packet Data Network (Cont'd)16.4 Ethernet Transport Service (Cont'd)16.4.4 Rate Regulations (Cont'd)(B) Types of Rates and Charges (Cont'd)(2) Nonrecurring Charges (Cont'd)(c) Moves (Cont'd)(ii) Moves to a Different Building Within  
The same SWC

ETS Basic and Interconnection Ports, ETS EVCs, ETS E-EVCs and ETS I-EVCs are not impacted when an ETS customer moves its Point of Termination to a different building within the same SWC. The move of an ETS CT will be treated as a discontinuance and start of service. Associated nonrecurring (i.e., installation) charges will apply. New minimum period requirements will be established for the new services. The ETS customer will also remain responsible for satisfying all outstanding minimum period charges for the discontinued service.

(iii) Moves to a Different Building in a  
Different SWC

A move to a different building in a different SWC will be treated as a discontinuance and start of service of all associated ETS elements. Associated nonrecurring (i.e., installation) charges will apply, including the ETS Port Protection feature nonrecurring charge, if applicable. New minimum period requirements will be established for the new services. The ETS customer will also remain responsible for satisfying all outstanding minimum period charges for the discontinued service.

(C)  
(C)

Transmittal No. 193

**ACCESS SERVICE**16. Public Packet Data Network (Cont'd)16.4 Ethernet Transport Service (Cont'd)16.4.4 Rate Regulations (Cont'd)(B) Types of Rates and Charges (Cont'd)(2) Nonrecurring Charges (Cont'd)(d) ETS Design Changes

As described in (b), above, the ETS Design Change Charge specified in Section 17, following, will apply when the ETS customer elects to: (1) replace an existing ETS EVC, ETS E-EVC, ETS I-EVC, ETS MM-VCC, and/or ETS LBR-VCC with a new higher or lower bandwidth capacity ETS EVC, ETS E-EVC, ETS I-EVC, ETS MM-VCC, and/or ETS LBR-VCC, respectively; (2) remove existing ETS EVCs, ETS E-EVCs, or ETS I-EVCs (3) remove an existing ETS MM-VCC from its associated ADSL Access Service Line (4) remove an existing ETS LBR-VCC from its associated ADSL Access Service Line; (5) replace an existing ETS Port or ETS CT with a new ETS Port or ETS CT with a higher bandwidth capacity element than the existing ETS element being replaced; (6) add an ETS BAO feature to an existing ETS Basic Port, ETS CT, ETS EVC, ETS E-EVC and/or ETS I-EVC; (7) increase or decrease the bandwidth capacity on an existing ETS BAO feature associated with an underlying ETS Basic Port, ETS CT, ETS EVC, ETS E-EVC and/or ETS I-EVC; or (8) remove an existing ETS BAO feature from its underlying ETS Basic Port, ETS CT, ETS EVC, ETS E-EVC and/or ETS I-EVC.

When applicable, the ETS Design Change Charge applies in lieu of the ETS EVC, ETS E-EVC, ETS I-EVC, ETS MM-VCC or ETS LBR-VCC nonrecurring charge. The Access Order Charge will not apply when the ETS Design Change Charge is applicable.

(C)

(C)

(N)

(N)

Certain material previously found on this page now appears on Original Page 16-40-12.0.

Transmittal No. 199

Issued: September 16, 2016

Effective: October 1, 2016

President  
7852 Walker Drive, Greenbelt, Maryland 20770

**ACCESS SERVICE**16. Public Packet Data Network (Cont'd)16.4 Ethernet Transport Service (Cont'd)16.4.4 Rate Regulations (Cont'd)(B) Types of Rates and Charges (Cont'd)(2) Nonrecurring Charges (Cont'd)(d) ETS Design Changes (Cont'd)

The ETS Design Change Charge will apply per ETS EVC when the ETS customer elects to: (1) change the bandwidth capacity of an existing CoS level; (2) add an additional CoS level with another type of CoS level; or (4) remove an existing CoS level from the associated ETS EVC. Only one ETS Design Change Charge will apply when more than one of the above changes is made to the same associated ETS EVC at the same time on the same access order.

(M)

(C) Minimum Periods

The minimum period for ETS service elements provided to an ETS customer and for which charges are applicable is:

- Twelve months for ETS Basic Ports and ETS Interconnection Ports, and
- One month for all other ETS elements.

(M)

Material currently found on this page previously appeared on 1st Revised Page 16-40.12

Transmittal No. 199

**ACCESS SERVICE**16. Public Packet Data Network (Cont'd)16.4 Ethernet Transport Service (Cont'd)16.4.4 Rate Regulations (Cont'd)(D) Mixed Use

(N)

Mixed use refers to a rate applicable when the customer orders Ethernet Transport Service between its CDP and an ETS-equipped SWC when the same customer also orders a portion of the available bandwidth capacity on its ETS Basic Port at that SWC as Ethernet Switched Access Local Transport (ESALT).

Mixed use is only available at SWCs designated by the Telephone Company in NATIONAL EXCHANGE CARRIER ASSOCIATION, INC. Tariff F.C.C. No. 4 as being both ETS and ESALT equipped.

Where suitable facilities exist, mixed use arrangements are available when provided by the Telephone Company within its serving territory and when jointly provided by the Telephone Company with another telephone company in an adjacent or non-adjacent serving territory as described for ESALT in Section 6.1, preceding.

Mixed use arrangements are not available when the customer uses ETS Interconnection Ports and associated Special Access Services. Mixed use arrangements are also not available when jointly provided with another telephone company in a non-adjacent serving territory where the number of miles between the ETS SWC serving the customer's CDP and the ESALT SWC is greater than 75 airline miles.

(N)

Transmittal No. 197

**ACCESS SERVICE**16. Public Packet Data Network (Cont'd)16.4 Ethernet Transport Service (Cont'd)16.4.4 Rate Regulations (Cont'd)(D) Mixed Use (Cont'd)

(N)

The initial facilities between the CDP and ETS equipped SWC will be ordered, provided and rated as ETS (e.g., including where applicable based on its configuration, ETS Basic Ports, ETS Channel Terminations, ETS EVCs, optional features, etc.). The nonrecurring charges that apply when these components are installed will be the nonrecurring charges associated with the applicable ETS rate elements as specified in Section 17.4.8, following.

Rating as ETS will continue until such time as the customer places an order to activate a portion of the available ETS bandwidth capacity for use as ESALT. It is at this point the ETS facilities between the CDP and ETS-equipped SWC become mixed use subject to the following provisions.

As specified in Section 6.1, preceding, ESALT is available in increments of 2 Mbps, 10 Mbps and 50 Mbps. As each 2 Mbps, 10 Mbps or 50 Mbps increment of capacity on the customer's ETS Basic Port is activated for use as ESALT, the monthly rates for the applicable ETS rate elements for the shared mixed use facilities between the ETS/ESALT SWC and the CDP, excluding the monthly rate for the ETS Port Protection feature, will be reduced by a factor reflecting the capacity used for ESALT divided by the total capacity available on the mixed use facilities. The monthly rates for the ETS Port Protection feature and for other non-shared ETS rate elements used between the ETS/ESALT SWC and other locations will not be reduced by this adjustment factor.

(N)

Transmittal No. 197

**ACCESS SERVICE**16. Public Packet Data Network (Cont'd)16.4 Ethernet Transport Service (Cont'd)16.4.4 Rate Regulations (Cont'd)(D) Mixed Use (Cont'd)

For example, the customer orders 10 Mbps on its existing 100 Mbps ETS Basic Port, 100 Mbps ETS Channel Termination and ETS Port Protection feature activated for use as ESALT at the ETS/ESALT SWC serving the CDP. In this example, the adjustment factor used would be 10% (i.e., 10 Mbps/100 Mbps), which would be applied to the undiscounted monthly rates for the 100 Mbps ETS Basic Port and the 100 Mbps ETS Channel Termination. This adjustment factor would not be applied to the monthly rate for the ETS Port Protection feature or to any other non-shared ETS rate elements ordered by the customer to connect to other locations.

If the ETS monthly charges for the shared mixed use facilities are subject to an ETS Term Discount Plan or ETS Port Term Discount Plan discount as set forth in Section 16.4.5 and Section 16.4.6, following, the ETS monthly charges for the shared ETS facilities will be reduced to reflect mixed use before any ETS Term Discount Plan or ETS Port Term Discount Plan discount is applied.

(C)

(C)

(C)

Switched Access Service rates and charges, as set forth in Section 17.2, following, will apply for each 2 Mbps, 10 Mbps or 50 Mbps increment of capacity on the customer's ETS Basic Port activated for use as ESALT. The Switched Access Service monthly rates for the ESALT components activated on shared mixed use ETS facilities will not be reduced to reflect mixed use and are not subject to any ETS Term Discount Plan or ETS Port Term Discount Plan discount.

(C)

(C)

Transmittal No. 215

Issued: June 18, 2018

Effective: July 3, 2018

**ACCESS SERVICE**16. Public Packet Data Network (Cont'd)16.4 Ethernet Transport Service (Cont'd)16.4.4 Rate Regulations (Cont'd)(D) Mixed Use (Cont'd)

When the customer orders the activation of capacity of its existing ETS for use as ESALT, the customer must provide the information specified in Section 5.2.1(F), preceding, on its order. In addition to the applicable ESALT nonrecurring charges for the service components ordered, an Access Order Charge will apply per order. The customer may order multiple increments of capacity for use as ESALT on the same access order, in which case only one Access Order Charge will apply.

When the customer orders both ETS and ESALT installed at the same ETS/ESALT SWC at the same time, the Telephone Company will waive the Access Order Charge and associated ESALT nonrecurring charges that would otherwise apply for the service components ordered on the ESALT order provided the customer's ESALT and ETS orders cross reference each other. An Access Order Charge and associated ETS nonrecurring charges will apply for the service components ordered on the ETS order.

(N)

(N)

Transmittal No. 197



**ACCESS SERVICE**16. Public Packet Data Network (Cont'd)16.4 Ethernet Transport Service (Cont'd)16.4.5 ETS Term Discount Plan

An optional term discount plan is available for Ethernet Transport Service (ETS). Under the ETS Term Discount Plan (ETS TDP), the monthly rates for eligible ETS service elements are reduced by a fixed percentage. The amount of the discount percentage differs based on the length of the term commitment period selected by the ETS customer.

(C)

ETS may be ordered at the customer's option on a month-to-month basis or, under a single term commitment period of either 36 months or 60 months as described herein, or under one or more individual ETS Port Term Discount Plans (ETS PTDPs) as described in Section 16.4.6, following. The customer must notify the Telephone Company in writing of the length of its selected term commitment period. For purposes of this plan, all ETS Basic and ETS Interconnection Ports included in a customer's ETS Term Discount Plan are referred to as committed ETS Ports. To be included in an ETS Term Discount Plan, all committed ETS Ports within the Telephone Company's operating territory must be ordered for the same term commitment period (i.e., all 36 months or all 60 months) and remain in-service at the same bandwidth capacity throughout the entire term commitment period. ETS Ports installed after the establishment of the customer's ETS Term Discount Plan may be ordered on a month-to-month basis, added as additional committed ETS Ports to a customer's existing term commitment period as described in (A), below, or ordered under individual ETS PDTPs as described in Section 16.4.6, following.

(C)

(C)

(C)

(C)

(C)

(C)

(C)

Access Order Charges as described in Section 5.4.1, preceding, do not apply to establish a new or make any changes to an existing ETS Term Discount Plan.

Transmittal No. 215

**ACCESS SERVICE**16. Public Packet Data Network (Cont'd)16.4 Ethernet Transport Service (Cont'd)16.4.5 ETS Term Discount Plan (Cont'd)

The monthly rates and term discount percentages for ETS service elements are set forth in Section 17, following. The ETS Term Discount Plan is only available from those Telephone Companies listed in the table at Section 16.4, preceding.

The term discount percentage for the customer's selected term commitment period applies to all committed ETS Ports provided within the Telephone Company's operating territory. The term discount percentage also applies to the following eligible ETS elements when these elements are provided within the Telephone Company's operating territory and associated with a committed ETS Port: 1) ETS Channel Terminations (ETS CTs); 2) ETS Ethernet Virtual Connections (ETS EVCs) and associated Class of Service (CoS) levels where applicable; 3) ETS Extended Ethernet Virtual Connections (ETS E-EVCs); 4) ETS-Interconnected Ethernet Virtual Connections (ETS I-EVCs); and 5) ETS MultiMedia Virtual Circuit Channels (ETS MM-VCCs); 6) ETS Low Bit Rate Virtual Circuit Channels (ETS LBR-VCCs); 7) ETS VLAN Service; 8) the ETS Bandwidth Add-On (ETS BAO) feature and 9) the ETS Port Protection feature. Since there are no bandwidth or in-service requirements for ETS CTs, ETS EVCs, ETS E-EVCs, ETS I-EVCs, ETS MM-VCCs, ETS LBR-VCCs, ETS VLAN Services, ETS BAO features and ETS Port Protection features associated with committed ETS Ports under the ETS Term Discount Plan, customer ordered disconnects of or changes to the number or bandwidth capacities for these elements do not affect the customer's ETS Term Discount Plan.

When an eligible ETS element (i.e., ETS EVCs and associated CoS levels, ETS E-EVCs, ETS I-EVCs, and the ETS BAO) is ordered between a committed ETS TDP Port and a committed ETS Port Term Discount Plan (ETS PTDP) Port that have different term commitment lengths (e.g., an ETS TDP Port committed for 60 months and an ETS PTDP Port committed for 36 months), the Telephone Company will apply the discount percentage associated with the longer term commitment length (in this example the 60 month commitment) to such eligible ETS element.

(N)

(N)

Transmittal No. 215

**ACCESS SERVICE**16. Public Packet Data Network (Cont'd)16.4 Ethernet Transport Service (Cont'd)16.4.5 ETS Term Discount Plan (Cont'd)

The ETS TDP term discount percentage does not apply to: 1) ETS Ports ordered on a month-to-month basis or committed under and ETS PTDP term commitment; 2) ETS CTs, ETS EVCs and associated CoS levels, where applicable, ETS E-EVCs, ETS I-EVCs, ETS MM-VCCs, ETS LBR-VCCs, ETS BAO features, ETS VLAN Service and ETS Port Protection features that are not associated with a committed ETS TDP Port; 3) ETS nonrecurring charges; 4) special access services connected to an ETS Interconnection Port.

(C)

(C)

(C)

Except as specified in (A)-(C), below, discontinuance charges will apply when the customer fails to satisfy the term commitment period or the in-service requirements for its committed ETS Ports.

The term discount percentage set forth in Section 17, following, will not be subject to Telephone Company initiated decreases during the customer's selected term commitment period.

If a term discount percentage increase occurs during the term of an existing ETS Term Discount Plan, the increased percentage will be applied automatically for the remainder of the customer's existing term commitment period.

At the end of the term commitment period, the customer may subscribe to a new ETS Term Discount Plan commitment period provided the customer had not previously subscribed to an ETS PTDP, subscribe to individual ETS PTDPs as described in Section 16.4.6, following or revert to the undiscounted monthly rates and nonrecurring charges specified in Section 17, following. If the customer does not notify the Telephone Company in writing of its choice by the end of its existing term commitment period, the Telephone Company will automatically convert the customer's ETS billing to the undiscounted monthly rates and nonrecurring charges specified in Section 17, following. An Access Order Charge will not apply when a customer at the end of its existing term commitment period subscribes to a replacement ETS Term Discount Plan or reverts to month-to-month rates.

(C)

(C)

Transmittal No. 215

**ACCESS SERVICE**16. Public Packet Data Network (Cont'd)16.4 Ethernet Transport Service (Cont'd)16.4.5 ETS Term Discount Plan (Cont'd)(A) ETS Port Additions

An ETS Term Discount Plan customer will choose one of the following options when ordering a new ETS Port during its existing term commitment period:

- (1) Add the new ETS Port to its existing ETS Term Discount Plan provided: 1) the customer commits to retain the newly installed ETS Port in-service at the same bandwidth capacity for the remainder of the existing term commitment period and 2) the ETS Port is being added before the last year of an existing term commitment period. The term commitment period of the customer's existing ETS Term Discount Plan will continue uninterrupted. During the last year of the commitment period, ETS Ports may not be added to an existing ETS TDP commitment period. (T)
- (2) Order the new ETS Port on a month-to-month basis. No term discount percentage would apply to the newly installed ETS Port. The term commitment period of the customer's existing ETS Term Discount Plan will continue uninterrupted.
- (3) Add the new ETS Port under a new individual ETS PTDP as described in Section 16.4.6, following. (N)  
(N)
- (4) Replace the existing ETS Term Discount Plan in its entirety with a new ETS Term Discount Plan as described in (C), below, provided the customer had not previously subscribed to an ETS PTDP. (T)  
(C)  
(C)

Transmittal No. 215

**ACCESS SERVICE**16. Public Packet Data Network (Cont'd)16.4 Ethernet Transport Service (Cont'd)16.4.5 ETS Term Discount Plan (Cont'd)

An ETS Term Discount Plan customer will choose one of the following options when replacing a committed ETS Port during its existing term commitment period:

(N)  
|  
(N)

(B) Committed ETS Port Replacements

- (1) An ETS Term Discount Plan customer may disconnect a committed ETS Port before the end of its existing term commitment period and replace it with one or more newly installed committed ETS Port(s) under its existing ETS TDP term commitment without the application of a discontinuance charge as described in (D), below, provided: 1) the bandwidth capacity of the replacement committed ETS Port(s) is equal to or greater than the bandwidth capacity of the disconnected committed ETS Port; 2) the customer commits to retain the replacement committed ETS Port(s) in service at the same bandwidth capacity for the remainder of the existing term commitment period; 3) the replacement committed ETS Port(s) is added to the existing term commitment before the last year of an existing term commitment period; and 4) the customer's orders for the disconnect of the originally committed ETS Port and installation of the replacement committed ETS Port(s) are submitted to the Telephone Company at the same time and include cross references as described in Section 5.2.8(B), preceding.

(C)  
(C)

(C)  
(C)

Transmittal No. 215

**ACCESS SERVICE**16. Public Packet Data Network (Cont'd)16.4 Ethernet Transport Service (Cont'd)16.4.5 ETS Term Discount Plan (Cont'd)(B) Committed ETS Port Replacements (Cont'd)

If the bandwidth capacity of the newly installed committed ETS Port(s) is less than the bandwidth capacity of the disconnected committed ETS Port, the disconnected committed ETS Port will be subject to a discontinuance charge as described in (D), below. The newly installed port(s) can be added as a committed ETS Port to the existing term commitment period or ordered on a month-to-month basis as described in (A), above.

(T)

Since newly installed ETS Ports cannot be added to an existing term commitment period during the last year of the commitment period, an existing committed ETS Port disconnected during the last year of the commitment period cannot be replaced as described herein. The disconnected committed ETS Port will be subject to a discontinuance charge as described in (D), below. During the last year of the term commitment period, newly installed ETS Ports can be ordered as described in (A), above.

(T)

(T)

- (2) An ETS Term Discount Plan customer may disconnect a committed ETS TDP Port before the end of its existing term commitment period and replace it with a newly installed committed ETS PTDP Port under a new 36 or 60 month individual ETS PTDP commitment as described in Section 16.4.6, following. The newly committed replacement ETS PTDP Port may be at any available bandwidth capacity and any location within the Telephone Company's operating territory. The Telephone Company will waive any ETS TDP discontinuance charge as described in (D), below, and any unsatisfied minimum service period charge as described in Section 16.4.4(C), preceding, that may otherwise be applicable provided

(N)

(N)

Transmittal No. 215

**ACCESS SERVICE**16. Public Packet Data Network (Cont'd)16.4 Ethernet Transport Service (Cont'd)16.4.5 ETS Term Discount Plan (Cont'd)(B) Committed ETS Port Replacements (Cont'd)

the customer's orders for the disconnect of the originally committed ETS TDP Port under its ETS TDP term commitment and installation of the newly committed replacement ETS PTDP Port under its new ETS PTDP term commitment are submitted to the Telephone Company at the same time and include cross references as described in Section 5.2.8(C), preceding. (N)

After a committed ETS TDP Port has been disconnected and replaced with a committed ETS PTDP Port any committed ETS Ports remaining in the customer's ETS TDP term commitment may: (1) remain in-service under the ETS TDP until the end of the term commitment period, (2) be disconnected at any time during the ETS TDP term commitment period, or (3) be converted to undiscounted monthly rates and nonrecurring charges.

Once a customer subscribes to an ETS PTDP, it is no longer eligible to subscribe to a new ETS TDP once its existing ETS TDP term commitment period expires.

- (3) An ETS Term Discount Plan customer may transfer an in-service committed ETS Port before the end of its existing term commitment period to a new 36 or 60 month individual ETS Port Term Discount Plan. The transferred committed ETS PDTP Port will remain in-service at the same bandwidth capacity and same location as the previously committed ETS TDP Port.

An Access Order Charge will not apply to the customer's order for the transfer of the in-service committed ETS TDP Port to an individual ETS PTDP term commitment. The Telephone Company will waive any ETS TDP discontinuance charge as described in (D), below, and any unsatisfied minimum service charge as described in Section 16.4.4(C), preceding, that may otherwise be applicable. (N)

Transmittal No. 215

**ACCESS SERVICE**16. Public Packet Data Network (Cont'd)16.4 Ethernet Transport Service (Cont'd)16.4.5 ETS Term Discount Plan (Cont'd)(C) ETS Term Discount Plan Replacements

An ETS Term Discount Plan customer will choose one of the following options when replacing its existing ETS TDP during its existing term commitment period:

(N)  
|  
(N)

- (1) The customer may replace an existing ETS Term Discount Plan in its entirety with a new ETS Term Discount Plan without the application of a discontinuance charge as described in (D), below, provided: 1) the term commitment period of the new ETS Term Discount Plan meets or exceeds the number of months remaining in the customer's existing ETS term commitment period and 2) the bandwidth capacity of the committed ETS Ports under the new ETS Term Discount Plan meets or exceeds the bandwidth capacity of the committed ETS Ports in the customer's existing ETS term commitment period. The term discount percentage applicable for the replacement ETS Term Discount Plan will apply on a going forward basis based on the customer's written request to establish a new ETS Term Discount Plan commitment period under this provision.

For example, a customer with an existing 36 month term commitment period and 50 Mbps of bandwidth capacity for its committed ETS Ports can replace that term commitment in its entirety with a new 36 month or 60 month term commitment period at any time during the existing term commitment period without the application of a discontinuance charge provided the bandwidth capacity of the customer's committed ETS Ports under the new term commitment period is at least 50 Mbps.

Transmittal No. 215



**ACCESS SERVICE**16. Public Packet Data Network (Cont'd)16.4 Ethernet Transport Service (Cont'd)16.4.5 ETS Term Discount Plan (Cont'd)(C) ETS Term Discount Plan Replacements (Cont'd)

When the term commitment period of a replacement ETS Term Discount Plan does not meet or exceed the number of months remaining in the customer's existing ETS Term Discount Plan commitment period, a discontinuance charge as described in (D), below, will apply. (T)

When the term commitment period of the new ETS Term Discount Plan meets or exceeds the number of months remaining in the customer's existing ETS term commitment period, but the bandwidth capacity of the customer's committed ETS Ports under the new term commitment period is less than the bandwidth capacity of the committed ETS Ports under the customer's existing term commitment period, the following provisions will apply. (T)

- (a) When the total monthly undiscounted charges for the number and type of committed ETS Ports to be included in the customer's replacement ETS Term Discount Plan is equal to or greater than the total monthly undiscounted charges for the number and type of committed ETS Ports included in the customer's existing ETS Term Discount Plan, the customer will be permitted to replace its existing ETS Term Discount Plan without the application of either a discontinuance charge as described in (D), below, or a commitment shortfall charge as described in (b), below.

Transmittal No. 215

## ACCESS SERVICE

### 16. Public Packet Data Network (Cont'd)

#### 16.4 Ethernet Transport Service (Cont'd)

##### 16.4.5 ETS Term Discount Plan (Cont'd)

##### (C) ETS Term Discount Plan Replacements (Cont'd)

(D)

- (b) When the total monthly undiscounted charges for the number and type of committed ETS Ports to be included in the customer's replacement ETS Term Discount Plan is less than the total monthly undiscounted charges for the number and type of committed ETS Ports included in the customer's existing ETS Term Discount Plan, the customer will be permitted to replace its existing ETS Term Discount Plan under this provision, however, a commitment shortfall charge will apply. The commitment shortfall charge will apply in lieu of a discontinuance charge as described in (D), below, and will be calculated as follows:

Step 1: Determine the difference between the total monthly undiscounted charges for the number and type of committed ETS Ports included in the customer's existing ETS Term Discount Plan and the total monthly undiscounted charges for the number and type of committed ETS Ports to be included in the customer's replacement ETS Term Discount Plan.

Transmittal No. 215

**ACCESS SERVICE**16. Public Packet Data Network (Cont'd)16.4 Ethernet Transport Service (Cont'd)16.4.5 ETS Term Discount Plan (Cont'd)(C) ETS Term Discount Plan Replacements (Cont'd)

(D)

Step 2: Multiply the result from Step 1 by 35%.

Step 3: Multiply the result from Step 2 times the number of months remaining in the existing term commitment period.

For example, a customer elects to replace its existing 36 month ETS Term Discount Plan in its entirety in the 22nd month of the existing term commitment period with a new 36 month ETS Term Discount Plan. The existing term plan commitment includes a total bandwidth capacity requirement of 300 Mbps for the customer's six 50 Mbps committed ETS Basic Ports. In the replacement ETS Term Discount Plan, the customer will only be including two 100 Mbps committed ETS Basic Ports for a total bandwidth capacity of 200 Mbps. Although the customer satisfies the term commitment length replacement requirement with the new ETS Term Discount Plan, it does not satisfy the bandwidth capacity replacement requirement and the total monthly undiscounted charges under the new term commitment period are less than the total monthly undiscounted charges under the existing term commitment period.

Transmittal No. 215

**ACCESS SERVICE**16. Public Packet Data Network (Cont'd)16.4 Ethernet Transport Service (Cont'd)16.4.5 ETS Term Discount Plan (Cont'd)(C) ETS Term Discount Plan Replacements (Cont'd)

(D)

Using illustrative undiscounted monthly rates of \$275.00 for a 50 Mbps ETS Basic Port and \$330.00 for a 100 Mbps ETS Basic Port, the Telephone Company would bill the customer a commitment shortfall charge totaling \$4,851.00 based on:

Step 1: \$1,650.00 (i.e., \$275.00 x 6 ports) - \$660.00 (i.e., \$330.00 x 2 ports) = \$990.00

Step 2: \$990.00 x 35% = \$346.50

Step 3: \$346.50 x 14 months = \$4,851.00

- (2) The customer may discontinue its existing ETS TDP in its entirety at any time during the term commitment period and replace it with one or more individual ETS PTDPs under new 36 and/or 60 month term commitment periods as described in Section 16.4.6, following. The replacement committed ETS PTDP Ports may be at any available bandwidth capacity and any location within the Telephone Company's operating territory. Any committed ETS TDP Ports not transferred to individual ETS PTDPs will be disconnected. The Telephone Company will waive any ETS TDP discontinuance charges as described in (D), below, and any unsatisfied minimum service period charges as described in Section 16.4.4(C), preceding, that may otherwise be applicable provided the customer's orders for the discontinuance of the ETS TDP (including the disposition of each committed ETS TDP Port) and the replacement ETS PTDPs are submitted to the Telephone Company at the same time and include cross references as described in Section 5.2.8(D), preceding.

(N)

Once the customer replaces its existing ETS TDP with one or more replacement ETS PTDPs, it is no longer eligible to subscribe to a new ETS TDP.

Certain material formerly found on this page now appears on Original Page 16-40.23.1.

(N)

Transmittal No. 215

**ACCESS SERVICE**16. Public Packet Data Network (Cont'd)16.4 Ethernet Transport Service (Cont'd)16.4.5 ETS Term Discount Plan (Cont'd)(D) Discontinuance Charges

(M)

Except as provided for in (B) and (C), above, discontinuance charges will apply when: 1) the customer disconnects a committed ETS Port prior to the end of the term commitment period; 2) the customer disconnects a committed ETS Port prior to the end of the term commitment period and the replacement committed ETS Port(s) does not satisfy the requirements specified in (B), above; 3) the customer discontinues an existing ETS Term Discount Plan in its entirety prior to the end of the term commitment period; or 4) the customer replaces an existing ETS Term Discount Plan with a new ETS Term Discount Plan or one or more individual ETS Port Term Discount Plans that does not satisfy the requirements specified in (C), above.

(C)

(C)

(M)

Certain material currently on this page previously appeared on 2nd Revised Page 16-40.23.

Transmittal No. 215

Issued: June 18, 2018

Effective: July 3, 2018

President  
7852 Walker Drive, Greenbelt, Maryland 20770

**ACCESS SERVICE**16. Public Packet Data Network (Cont'd)16.4 Ethernet Transport Service (Cont'd)16.4.5 ETS Term Discount Plan (Cont'd)

(T)

(D) Discontinuance Charges (Cont'd)

(T)

The discontinuance charge will be equal to 35% of the total undiscounted monthly rate for each committed ETS Port included in the customer's ETS Term Discount Plan for each month remaining in the unsatisfied term commitment period. Minimum service period charges as specified in Section 16.4.4(C), preceding, would also apply, if applicable.

The following examples illustrate how the Telephone Company will calculate the applicable discontinuance charge.

Example 1

A customer discontinues its existing ETS Term Discount Plan in its entirety in the 20th month of a 36 month term commitment period. The customer included three 100 Mbps committed ETS Basic Ports when it established its initial term plan commitment.

Using an illustrative undiscounted monthly rate of \$330.00 for a 100 Mbps ETS Basic Port, the Telephone Company would bill the customer a term plan discontinuance charge totaling \$5,544.00 (i.e., \$330.00 x 35% x 3 ports x 16 months).

Transmittal No. 161

## ACCESS SERVICE

16. Public Packet Data Network (Cont'd)

16.4 Ethernet Transport Service (Cont'd)

16.4.5 ETS Term Discount Plan (Cont'd) (T)

(D) Discontinuance Charges (Cont'd) (T)

Example 2

A customer disconnects one of the four 50 Mbps committed ETS Basic Ports included in its ETS Term Discount Plan in the 39th month of a 60 month term commitment period. The customer included all four of these ports when it established its initial term plan commitment.

Using an illustrative undiscounted monthly rate of \$275.00 for a 50 Mbps ETS Basic Port, the Telephone Company would bill the customer a port discontinuance charge totaling \$2,021.25 (i.e., \$275.00 x 35% x 21 months).

Transmittal No. 161

**ACCESS SERVICE**16. Public Packet Data Network (Cont'd)16.4 Ethernet Transport Service (Cont'd)16.4.5 ETS Term Discount Plan (Cont'd)(E) ETS Volume Discount Plan

The ETS Volume Discount Plan (ETS VDP) is an optional pricing plan that provides the ETS Term Discount Plan customer with an additional discount applied against the monthly charges for its in-service committed ETS Basic and Interconnection Ports when the customer has at least five committed ETS Ports in-service within the Telephone Company's operating territory.

In order to subscribe to and retain the ETS VDP, the customer must have an ETS Term Discount Plan commitment with the Telephone Company. The ETS Term Discount Plan customer must notify the Telephone Company in writing it wants to establish an ETS VDP. The customer may request an ETS VDP at the same time as it establishes its ETS Term Discount Plan commitment or at any time prior to the expiration of an existing ETS Term Discount Plan. The ETS VDP will continue for the balance of the customer's ETS Term Discount Plan commitment.

Each month on the bill date, the Telephone Company will determine the number of the customer's committed ETS Basic and Interconnection Ports in-service under the customer's ETS TDP term commitment. If that number falls below five, the customer will not be eligible for the ETS VDP discount that month. When the number of committed ETS Basic and Interconnection Ports in-service is at least five, the ETS VDP discount will be applied for that month to all committed ETS TDP Ports in service. When applicable, the ETS VDP discount will be applied after the ETS TDP term discount is applied.

(C)  
(C)(C)  
|  
(C)

Transmittal No. 215



**ACCESS SERVICE**

16. Public Packet Data Network (Cont'd)

16.4 Ethernet Transport Service (Cont'd)

16.4.5 ETS Term Discount Plan (Cont'd)

(E) ETS Volume Discount Plan

The ETS VDP discount does not apply to: (1) ETS Ports ordered on a month-to-month basis or committed under an ETS PTDP term commitment (i.e., non-committed ETS TDP Ports), (2) any other ETS monthly charges, (3) any ETS nonrecurring charges, or (4) any monthly or nonrecurring charges for special access services connected to a committed ETS Interconnection Port.

Access Order Charges as described in Section 5.4.1, preceding, do not apply to establish a new ETS VDP or to terminate an existing ETS VDP.

The ETS VDP discount is specified in Section 17, following.

(F) ETS Alternative Volume Discount Plan

The following Telephone Companies offer the ETS Alternative Volume Discount Plan (ETS Alternative VDP):

TeleGuam Holdings, LLC

The ETS Alternative VDP is an optional pricing plan that provides the ETS Term Discount Plan customer with an additional discount applied against the monthly charges for its in-service committed ETS Basic and Interconnection Ports and all other monthly ETS rates and charges associated with those Ports when the customer has at least 16 committed ETS Ports in-service within the Telephone Company's operating territory.

(N)  
|  
(N)

Transmittal No. 217

**ACCESS SERVICE**16. Public Packet Data Network (Cont'd)16.4 Ethernet Transport Service (Cont'd)16.4.5 ETS Term Discount Plan (Cont'd)(F) ETS Alternative Volume Discount Plan (Cont'd)

(N)

In order to subscribe to and retain the ETS Alternative VDP, the customer must have an ETS Term Discount Plan commitment with the Telephone Company. The ETS Term Discount Plan customer must notify the Telephone Company in writing it wants to establish an ETS Alternative VDP. The customer may request an ETS Alternative VDP at the same time as it establishes its ETS Term Discount Plan commitment or at any time prior to the expiration of an existing ETS Term Discount Plan. The ETS Alternative VDP will continue for the balance of the customer's ETS Term Discount Plan commitment.

Each month on the bill date, the Telephone Company will determine the number of the customer's committed ETS Basic and Interconnection Ports in-service under the customer's ETS TDP term commitment. If that number falls below 16, the customer will not be eligible for the ETS Alternative VDP discount that month. When the number of committed ETS Basic and Interconnection Ports in-service is at least 16, the ETS Alternative VDP discount will be applied for that month to all committed ETS TDP Ports in service and for all other monthly ETS rates and charges associated with those Ports. When applicable, the ETS Alternative VDP discount will be applied after the ETS TDP term discount is applied.

(N)

Transmittal No. 217

**ACCESS SERVICE**16. Public Packet Data Network (Cont'd)16.4 Ethernet Transport Service (Cont'd)16.4.5 ETS Term Discount Plan (Cont'd)(F) ETS Alternative Volume Discount Plan (Cont'd)

The ETS Alternative VDP discount applies to all committed ETS Ports provided within the Telephone Company's operating territory, as well as to monthly rates and charges for all ETS elements associated with committed ETS Ports: 1) ETS Channel Terminations (ETS CTs); 2) ETS Ethernet Virtual Connections (ETS EVCs) and associated Class of Service (CoS) levels where applicable; 3) ETS Extended Ethernet Virtual Connections (ETS E-EVCs); 4) ETS-Interconnected Ethernet Virtual Connections (ETS I-EVCs); and 5) ETS MultiMedia Virtual Circuit Channels (ETS MM-VCCs); 6) ETS Low Bit Rate Virtual Circuit Channels (ETS LBR-VCCs); 7) ETS VLAN Service; 8) the ETS Bandwidth Add-On (ETS BAO) feature and 9) the ETS Port Protection feature.

The ETS Alternative VDP discount does not apply to: (1) ETS Ports ordered on a month-to-month basis or committed under an ETS PTDP term commitment (i.e., non-committed ETS TDP Ports), (2) any ETS nonrecurring charges, or (3) any monthly or nonrecurring charges for special access services connected to a committed ETS Interconnection Port.

Access Order Charges as described in Section 5.4.1, preceding, do not apply to establish a new ETS Alternative VDP or to terminate an existing ETS Alternative VDP.

The ETS Alternative VDP discount is specified in Section 17, following.

(N)

(N)

Transmittal No. 217

**ACCESS SERVICE**16. Public Packet Data Network (Cont'd)16.4 Ethernet Transport Service (Cont'd)16.4.6 ETS Port Term Discount Plan

(N)

An optional term discount plan is available for Ethernet Transport Service (ETS). Under the ETS Port Term Discount Plan, the monthly rates for eligible ETS service elements are reduced by a fixed percentage. The amount of the discount percentage differs based on the length of the term commitment period selected by the ETS customer.

ETS may be ordered at the ETS customer's option on an undiscounted month-to-month basis, under a single ETS Term Discount Plan (ETS TDP) as described in Section 16.4.5, preceding, or under individual ETS Port Term Discount Plans (ETS PTDPs) as described herein.

Each individual ETS PTDP is associated with a single ETS PTDP Port provided within the Telephone Company's operating territory for the selected 36 or 60 month term commitment period. An ETS Basic or Interconnection Port included in an ETS PTDP is referred to as a committed ETS Port. The monthly rate for the committed ETS Port is reduced by a fixed percentage. The amount of the percentage discount differs based on the term commitment length selected by the ETS customer for that ETS PTDP term commitment.

The ETS customer may subscribe to an unlimited number of ETS PTDPs. When placing an order for a committed ETS PTDP Port, the customer must specify in writing the length of the selected ETS PTDP term commitment. A committed ETS PTDP Port must remain in-service throughout the entire term commitment period of the associated ETS PTDP.

The monthly rates for the committed ETS PTDP Port and associated eligible ETS elements are set forth in Section 17, following.

(N)

Transmittal No. 215

**ACCESS SERVICE**16. Public Packet Data Network (Cont'd)16.4 Ethernet Transport Service (Cont'd)16.4.6 ETS Port Term Discount Plan (Cont'd)

The term discount percentage for the customer selected term commitment period applies to the committed ETS Port and the following associated eligible ETS elements when provided within the Telephone Company's operating territory: 1) ETS Channel Terminations (ETS CTs); 2) ETS Ethernet Virtual Connections (ETS EVCs) and associated Class of Service (CoS) levels, where applicable; 3) ETS Extended Ethernet Virtual Connections (ETS E-EVCs); 4) ETS Interconnected Ethernet Virtual Connections (ETS I-EVCs); 5) ETS MultiMedia Virtual Circuit Channels (ETS MM-VCCs); 6) ETS Low Bit Rate Virtual Circuit Channels (ETS LBR-VCCs); 7) the ETS Bandwidth Add-On (ETS BAO) feature; and 8) the ETS Port Protection feature. Customer ordered additions, disconnects or changes to the number of and/or bandwidth capacities for ETS CTs, ETS EVCs, ETS E-EVCs, ETS I-EVCs, ETS MM-VCCs, ETS LBR-VCCs, ETS BAO features and ETS Port Protection features associated with a committed ETS Port may be made at any time during the term commitment period and do not affect the customer's ETS PTDP.

The ETS PTDP term discount percentage does not apply to: 1) an ETS Port ordered on a month-to-month basis or committed under an ETS TDP term commitment; 2) ETS CTs, ETS EVCs and associated CoS levels, where applicable, ETS E-EVCs, ETS I-EVCs, ETS MM-VCCs, ETS LBR-VCCs, ETS BAO features, and ETS Port Protection features that are not associated with a committed ETS PTDP Port; 3) ETS nonrecurring charges; and 4) special access services connected to an ETS Interconnection Port.

When an eligible ETS element (i.e., ETS EVCs and associated CoS levels, ETS E-EVCs, ETS I-EVCs, ETS MM-VCCs, ETS LBR-VCCs, and the ETS BAO) is ordered between two committed ETS PTDP Ports or between a committed ETS TDP Port and a committed ETS PTDP Port that have different term commitment lengths (e.g., one Port is committed for 36 months and the other Port is committed for 60 months), the Telephone Company will apply the discount percentage associated with the longer term commitment length (i.e., 60 months) to such eligible ETS element.

(N)

(N)

**ACCESS SERVICE**16. Public Packet Data Network (Cont'd)16.4 Ethernet Transport Service (Cont'd)16.4.6 ETS Port Term Discount Plan (Cont'd)

The term discount percentage set forth in Section 17, following, will not be subject to Telephone Company initiated decreases during the customer's selected term commitment period. If a term discount percentage increase occurs during the term commitment period, the increased percentage will be applied automatically for the remainder of the customer's existing term commitment period.

At the end of each ETS PTDP term commitment period, the customer may subscribe to a new ETS PTDP or revert to the undiscounted monthly rates and nonrecurring charges specified in Section 17, following. If the customer does not notify the Telephone Company in writing of its choice by the end of its existing term commitment period, the Telephone Company will automatically convert the customer's ETS billing to the undiscounted monthly rates and nonrecurring charges specified in Section 17, following. A customer is not eligible to subscribe to a new ETS TDP once it has subscribed to one or more individual ETS PTDPs.

An Access Order Charge as described in Section 5.4.1, preceding, does not apply to establish a new or make any changes to an existing ETS PTDP or when at the end of its existing term commitment period, the customer subscribes to a new ETS PTDP or reverts to undiscounted monthly rates and nonrecurring charges specified in Section 17, following

Except as specified in (A)–(B), below, discontinuance charges will apply when the customer fails to satisfy the term commitment period.

(N)

(N)

Transmittal No. 215

**ACCESS SERVICE**16. Public Packet Data Network (Cont'd)16.4 Ethernet Transport Service (Cont'd)16.4.6 ETS Port Term Discount Plan (Cont'd)(A) Committed ETS PTDP Port Replacement

(N)

At any time during the current term commitment period the customer may disconnect an existing committed ETS PTDP Port and replace it with a newly installed committed ETS PTDP Port at any available bandwidth capacity and any location within the Telephone Company's operating territory. The current term commitment period remains uninterrupted. For example, during the 20th month of a 36 month term commitment period, the ETS customer places orders to disconnect its existing 100 Mbps committed ETS PTDP Port and install a new 50 Mbps committed ETS PTDP Port. The newly committed 50 Mbps replacement ETS PTDP Port must remain in service for the remainder of the original 36 month ETS PTDP term commitment period.

The Telephone Company will waive the discontinuance charge as described in (C), below, and any unsatisfied minimum service period charge as described in Section 16.4.4(C), preceding, that may otherwise be applicable provided the customer's orders for the disconnection of the existing committed ETS PTDP Port and installation of the newly committed replacement ETS PTDP Port are submitted to the Telephone Company at the same time and include cross references as described in Section 5.2.8(E), preceding.

(N)

Transmittal No. 215

**ACCESS SERVICE**16. Public Packet Data Network (Cont'd)16.4 Ethernet Transport Service (Cont'd)16.4.6 ETS Port Term Discount Plan (Cont'd)(B) ETS PTDP Replacement

At any time during the term commitment period the customer may replace an existing ETS PTDP with a new 36 or 60 month ETS PTDP commitment for an ETS PTDP Port at any available bandwidth capacity and any location within the Telephone Company's operating territory. For example, an existing ETS PTDP may be replaced in the 22nd month of a 60 month term commitment period with a new replacement ETS PTDP for 36 months. The term discount percentage applicable for the replacement ETS PTDP will apply on a going forward basis. The customer's written request to establish a new replacement ETS PTDP should indicate the new 36 or 60 month term commitment period and the selected bandwidth capacity and location within the Telephone Company's operating territory for the newly committed replacement ETS PTDP Port. The Telephone Company will waive the discontinuance charge as described in (C), below, and any unsatisfied minimum service period charge as specified in Section 16.4.4(C), preceding, that may otherwise be applicable.

(N)

(N)

Transmittal No. 215



**ACCESS SERVICE**16. Public Packet Data Network (Cont'd)16.4 Ethernet Transport Service (Cont'd)16.4.6 ETS Port Term Discount Plan (Cont'd)(C) Discontinuance Charges

Except as provided for in (A)–(B), above, a discontinuance charge will apply when a customer disconnects a committed ETS Port prior to the end of its ETS PTDP term commitment period. The discontinuance charge will be equal to 35% of the total undiscounted monthly rate for the committed ETS Port for each month remaining in the unsatisfied term commitment period. For example, a customer discontinues its 100 Mbps ETS Basic Port in the 20th month of a 36 month term commitment period. Using an illustrative undiscounted monthly rate of \$330 for a 100 Mbps ETS Basic Port, the Telephone Company will bill the customer a port discontinuance charge of \$1,848 (i.e., \$330.00 x 35% x 16 months). A minimum service period charge as specified in Section 16.4.4(C), preceding, would also apply, if applicable.

(D) ETS PTDP Volume Discount Plan

The ETS PTDP Volume Discount Plan (ETS PTDP VDP) is an optional pricing plan that provides the ETS PTDP customer with an additional discount applied against the monthly charges for its committed ETS Basic and Interconnection Ports when the customer has at least five committed ETS PTDP Ports in-service within the Telephone Company's operating territory on the first of each month. At the same time it subscribes to its ETS PTDP or any time thereafter, the customer may notify the Telephone Company in writing it wants to establish an ETS PTDP VDP.

(N)

(N)

Transmittal No. 215

**ACCESS SERVICE**16. Public Packet Data Network (Cont'd)16.4 Ethernet Transport Service (Cont'd)16.4.6 ETS Port Term Discount Plan (Cont'd)(D) ETS PTDP Volume Discount Plan (Cont'd)

(N)

On the 1st of each month, the Telephone Company will determine the number of committed ETS Basic and Interconnection Ports in-service under the customer's individual ETS PTDPs. If five or more committed ETS PTDP Ports are in-service on that date, the ETS PTDP VDP discount will be applied for that month to all committed ETS PTDP Ports in-service. If the customer does not have at least five committed ETS PTDP Ports in-service on the first of the month, it will not be eligible for the ETS PTDP VDP discount for that particular month. When applicable, the ETS PTDP VDP discount will be applied after the ETS PTDP term discount is applied.

The ETS PTDP VDP discount does not apply to:

(1) ETS Ports ordered on a month-to-month basis or committed under an ETS TDP term commitment (i.e., non-committed ETS PTDP Ports), (2) any other ETS monthly charges, (3) any ETS nonrecurring charges, or (4) any monthly or nonrecurring charges for special access services connected to a committed ETS Interconnection Port. Access Order Charges as described in Section 5.4.1, preceding, do not apply to establish a new ETS PTDP VDP or to terminate an existing ETS PTDP VDP.

The ETS PTDP VDP discount is specified in Section 17, following.

(N)

Transmittal No. 215

**ACCESS SERVICE**16. Public Packet Data Network (Cont'd)16.4 Ethernet Transport Service (Cont'd)16.4.6 ETS Port Term Discount Plan (Cont'd)(E) ETS PTDP Alternative Volume Discount Plan

(N)

The following Telephone Companies offer the ETS PTDP Alternative Volume Discount Plan (ETS PTDP Alternative VDP):

TeleGuam Holdings, LLC

The ETS PTDP Alternative VDP is an optional pricing plan that provides the ETS PTDP customer with an additional discount applied against the monthly charges for its committed ETS Basic and Interconnection Ports when the customer has at least 16 committed ETS PTDP Ports in-service within the Telephone Company's operating territory on the first of each month. At the same time it subscribes to its ETS PTDP or any time thereafter, the customer may notify the Telephone Company in writing it wants to establish an ETS PTDP Alternative VDP.

On the 1st of each month, the Telephone Company will determine the number of committed ETS Basic and Interconnection Ports in-service under the customer's individual ETS PTDPs. If 16 or more committed ETS PTDP Ports are in-service on that date, the ETS PTDP Alternative VDP discount will be applied for that month to all committed ETS PTDP Ports in-service and for all other monthly ETS rates and charges associated with those Ports. If the customer does not have at least 16 committed ETS PTDP Ports in-service on the first of the month, it will not be eligible for the ETS PTDP Alternative VDP discount for that particular month. When applicable, the ETS PTDP Alternative VDP discount will be applied after the ETS PTDP term discount is applied.

(N)

Transmittal No. 217

**ACCESS SERVICE**16. Public Packet Data Network (Cont'd)16.4 Ethernet Transport Service (Cont'd)16.4.6 ETS Port Term Discount Plan (Cont'd)(E) ETS PTDP Alternative Volume Discount Plan (Cont'd)

(N)

The ETS PTDP Alternative VDP applies to all committed ETS Ports provided within the Telephone Company's operating territory, as well as to monthly rates and charges for all ETS elements associated with committed ETS Ports: 1) ETS Channel Terminations (ETS CTs); 2) ETS Ethernet Virtual Connections (ETS EVCs) and associated Class of Service (CoS) levels where applicable; 3) ETS Extended Ethernet Virtual Connections (ETS E-EVCs); 4) ETS-Interconnected Ethernet Virtual Connections (ETS I-EVCs); and 5) ETS MultiMedia Virtual Circuit Channels (ETS MM-VCCs); 6) ETS Low Bit Rate Virtual Circuit Channels (ETS LBR-VCCs); 7) ETS VLAN Service; 8) the ETS Bandwidth Add-On (ETS BAO) feature and 9) the ETS Port Protection feature.

The ETS PTDP Alternative VDP discount does not apply to: (1) ETS Ports ordered on a month-to-month basis or committed under an ETS TDP term commitment (i.e., non-committed ETS PTDP Ports), (2) any ETS nonrecurring charges, or (3) any monthly or nonrecurring charges for special access services connected to a committed ETS Interconnection Port. Access Order Charges as described in Section 5.4.1, preceding, do not apply to establish a new ETS PTDP Alternative VDP or to terminate an existing ETS PTDP Alternative VDP.

The ETS PTDP Alternative VDP discount is specified in Section 17, following.

(N)

Transmittal No. 217

**ACCESS SERVICE**16. Public Packet Data Network (Cont'd)16.4 Ethernet Transport Service (Cont'd)

(D)

16.4.7 ETS Fixed Rate Option

(T)

Where offered, the ETS Fixed Rate Option (ETS FRO) provides the ETS Term Discount Plan customer with stabilized rates that will apply to the customer's ETS service elements throughout the length of the customer's selected ETS Term Discount Plan commitment period.

When the customer subscribes to an ETS FRO, the stabilized rates for the ETS service elements included under an ETS FRO plan will not be subject to any Telephone Company initiated rate increases and decreases during the customer's selected term commitment period.

The ETS FRO is only available from those Telephone Companies listed in the table at Section 16.4, preceding, which offer the ETS FRO during the availability window specified in Section 17, following.

The ETS FRO is only available when the customer establishes a new 36 month or 60 month ETS Term Discount Plan commitment with the Telephone Company. An existing ETS Term Discount Plan customer wishing to subscribe to an available ETS FRO may replace its existing term plan commitment with a new 36 month or 60 month ETS Term Discount Plan commitment. If applicable, minimum period charges, commitment shortfall charges, and/or term plan discontinuance charges as described in (C) and (D), above, would apply to the customer's ETS Term Discount Plan being replaced, and would be calculated using the monthly rates specified in Section 17, following.

Transmittal No. 217

**ACCESS SERVICE**16. Public Packet Data Network (Cont'd)16.4 Ethernet Transport Service (Cont'd) (D)16.4.7 ETS Fixed Rate Option (Cont'd) (T)

In order to subscribe to an available ETS FRO, the customer must notify the Telephone Company in writing during the time period specified in that ETS FRO plan that it wishes to establish a new 36 month or 60 month ETS Term Discount Plan with ETS FRO stabilized rates.

The stabilized rates specified in Section 17, following, for an available ETS FRO apply in lieu of the non-stabilized rates specified in Section 17, following. The ETS FRO stabilized rates will apply to the customer's ETS service elements only during the 36 month or 60 month commitment period established by the customer at the time it subscribes to the ETS FRO plan.

Except as provided herein, all other provisions related to the ETS Term Discount Plan as specified in Section 16.4.5 apply to an ETS Term Discount Plan customer that subscribes to an ETS FRO plan.

An ETS Term Discount Plan customer with ETS FRO stabilized rates may replace or discontinue its ETS Term Discount Plan at any time during its selected term commitment period subject to the provisions described in (C) and (D), above. If applicable, minimum period charges, commitment shortfall charges, and/or term plan discontinuance charges as described in (C) and (D), above, apply and would be calculated using the monthly rates specified in the ETS FRO plan to which the customer subscribed.

Transmittal No. 217

**ACCESS SERVICE**16. Public Packet Data Network (Cont'd)16.4 Ethernet Transport Service (Cont'd)

(D)

16.4.7 ETS Fixed Rate Option (Cont'd)

(T)

An ETS Term Discount Plan customer with ETS FRO stabilized rates may not renew or extend its ETS FRO plan subscription beyond the end of the term commitment period selected at the time it subscribed to the ETS FRO plan. At the end of the customer's term commitment period, an ETS Term Discount Plan customer with ETS FRO stabilized rates may choose to:

- subscribe to a new ETS Term Discount Plan commitment period with the monthly rates and nonrecurring charges specified in Section 17, following;
- subscribe to a new ETS Term Discount Plan commitment period with ETS FRO stabilized rates, if an alternative ETS FRO plan is available at that time, as specified in Section 17, following; or
- revert to the undiscounted monthly rates and nonrecurring charges specified in Sections 17, following.

If the customer does not notify the Telephone Company in writing of its choice by the end of its existing term commitment period, the Telephone Company will automatically convert the customer's ETS billing for current and future ETS service elements to the undiscounted monthly rates and nonrecurring charges specified in Section 17, following.

Transmittal No. 217

**ACCESS SERVICE**

16. Public Packet Data Network (Cont'd)

16.4 Ethernet Transport Service (Cont'd)

(D)

16.4.7 ETS Fixed Rate Option (Cont'd)

(T)

An Access Order Charge does not apply to establish a new or discontinue an existing ETS FRO. An Access Order Charge also does not apply when at the end of the customer's ETS Term Discount Plan the customer subscribes to a new ETS Term Discount Plan or reverts to billing using the undiscounted monthly rates and nonrecurring charges specified in Section 17, following.

Transmittal No. 217

Issued: August 17, 2018

Effective: September 1, 2018

President  
7852 Walker Drive, Greenbelt, Maryland 20770



**ACCESS SERVICE**16. Public Packet Data Network (Cont'd)16.5 Metro Ethernet Service (Metro Ethernet)

(T)

Metro Ethernet Provider Table

(T)

Telephone Companies providing individual Metro Ethernet Service (Metro Ethernet) under this Section are indicated in the following table.

(T)

<b>Company</b>	<b>Comporium, Inc.</b>	<b>Fort Mill Telephone Company d/b/a Comporium Communications</b>	<b>Lancaster Telephone Company d/b/a Comporium Communications</b>
Study Area Code	240542	240521	240531
10 Mbps CDPI	X	X	X
20 Mbps CDPI	X	X	X
50 Mbps CDPI	X	X	X
100 Mbps CDPI	X	X	X
250 Mbps CDPI	X	X	X
500 Mbps CDPI	X	X	X
750 Mbps CDPI	X	X	X
1 GIG E CDPI	X	X	X
5 GIG E CDPI	X	X	X
10 GIG E CDPI	X	X	X
10 Mbps ISPI	X	X	X
20 Mbps ISPI	X	X	X
50 Mbps ISPI	X	X	X
100 Mbps ISPI	X	X	X
250 Mbps ISPI	X	X	X
500 Mbps ISPI	X	X	X
750 Mbps ISPI	X	X	X
1 GIG E ISPI	X	X	X
5 GIG E ISPI	X	X	X
10 GIG E ISPI	X	X	X

Table continues on next page.

Transmittal No. 186

Issued: December 17, 2014

Effective: January 1, 2015

President  
7852 Walker Drive, Greenbelt, Maryland 20770

**ACCESS SERVICE**16. Public Packet Data Network (Cont'd)16.5 Metro Ethernet Service (Metro Ethernet) (Cont'd)

(T)

Metro Ethernet Provider Table (Cont'd)

(T)

<b>Company</b>	<b>Comporium, Inc.</b>	<b>Fort Mill Telephone Company d/b/a Comporium Communications</b>	<b>Lancaster Telephone Company d/b/a Comporium Communications</b>
Study Area Code	240542	240521	240531
10 Mbps MPI	X	X	X
20 Mbps MPI	X	X	X
50 Mbps MPI	X	X	X
100 Mbps MPI	X	X	X
250 Mbps MPI	X	X	X
500 Mbps MPI	X	X	X
750 Mbps MPI	X	X	X
1 GIG E MPI	X	X	X
5 GIG E MPI	X	X	X
10 GIG E MPI	X	X	X
Metro Ethernet Bridge Interface	X	X	X
3-Year Term Discount	X	X	X
5-Year Term Discount	X	X	X
Fixed Rate Option	X	X	X

(T)

"X" Indicates telephone company offers service.  
 CDPI Customer Designated Premises Interface  
 ISPI Internet Service Provider Interface  
 MPI Meet Point Interface

Transmittal No. 186

**ACCESS SERVICE**16. Public Packet Data Network (Cont'd)16.5 Metro Ethernet Service (Metro Ethernet) (Cont'd) (T)16.5.1 General Description(A) Basic Service Description

Metro Ethernet Service (Metro Ethernet) is a high-speed packet based service for the transmission of data between a customer designated premises (CDP), the customer's Serving Wire Center, and either another CDP served by the Telephone Company, a CDP served by another telephone company or another telecommunications carrier. Metro Ethernet services between CDP within the Telephone Company's serving areas and CDPs outside the Company's serving areas will be provided either on a joint basis by the Telephone Company and another telephone company or by a telecommunications carrier connecting to the Telephone Company through a CDP within the Company's serving areas. If joint-provisioning by the Telephone Company and another telephone company is required, it is the responsibility of the Customer to order and pay for services provided by the other telephone company. Where joint-provision applies, the Telephone Company will provide its portion of jointly-provided services on a Multiple Bill basis as described at Section 2.4.7(B)(2) preceding. (T)

For purposes of this Section, the term Telephone Company refers individually to the issuing carriers listed as providers of Metro Ethernet services in the Metro Ethernet Provider Table preceding. (T)

Metro Ethernet provides dedicated bandwidth at the capacities indicated for the respective Telephone Companies offering Metro Ethernet listed at the Metro Ethernet Provider Table preceding. (T)

In connection with Metro Ethernet, the Telephone Company offers Metro Ethernet Virtual Local Area Network (VLAN) service through use of Virtual Private Networks (VPN) functions. (T)

Transmittal No. 186

## ACCESS SERVICE

16. Public Packet Data Network (Cont'd)

16.5 Metro Ethernet Service (Metro Ethernet) (Cont'd) (T)

16.5.1 General Description (Cont'd)

(B) Service Provisioning

Metro Ethernet is provisioned over existing Telephone Company facilities. Metro Ethernet will be provided subject to the availability and limitations of the Telephone Company wire centers and outside plant facilities. New construction may be undertaken at the option of the Telephone Company at additional cost to the Customer. (T)  
(T)

The subscriber is provided with an Ethernet electrical interface.

Metro Ethernet is available 24 hours per day, 7 days per week, except for preventative maintenance. (T)

Material currently on this page formerly appeared on 1st Revised Page 16-41.

Transmittal No. 186

Issued: December 17, 2014

Effective: January 1, 2015

President  
7852 Walker Drive, Greenbelt, Maryland 20770

## ACCESS SERVICE

### 16. Public Packet Data Network (Cont'd)

#### 16.5 Metro Ethernet Service (Metro Ethernet) (Cont'd) (T)

##### 16.5.1 General Description (Cont'd)

###### (C) Responsibility of the Telephone Company

The Telephone Company will provision and maintain Metro Ethernet for the customer. (T)

The Telephone Company is not responsible for the installation, operation, or maintenance of any equipment provided by the customer.

Company provided shared network equipment, for use in Metro Ethernet is not accessible for the customer. (T)

###### (D) Responsibility of the Customer

The customer is responsible for the provision and maintenance of all customer provided equipment and to insure that the operating characteristics of this equipment are comparable with and do not interfere with the service offered by the Telephone Company.

##### 16.5.2 Typical Arrangements

Typical arrangements are shown on the following page. The abbreviations used in the diagrams are as follows:

CDP – Customer Designated Premises  
CDPI – Customer Designated Premises Interface  
ISPI - Internet Service Provider Interface  
MPI – Meet Point Interface  
MRC – Monthly Recurring Charge  
SWC –Serving Wire Center

Transmittal No. 186

**ACCESS SERVICE**16. Public Packet Data Network (Cont'd)16.5 Metro Ethernet Service (Metro Ethernet) (Cont'd)

(T)

16.5.2 Typical Arrangements

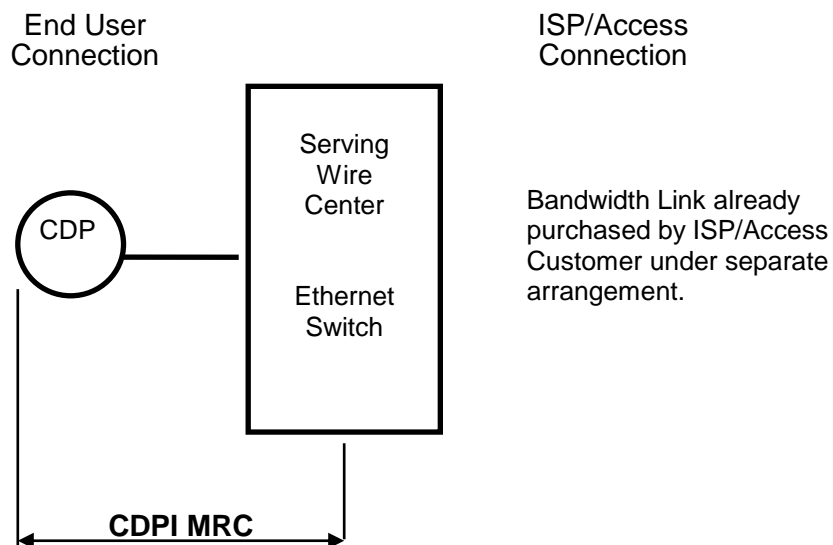
The following diagrams depict generic views of the components of Megabit Ethernet Transmission Service (Metro Ethernet) and the manner in which the components are combined to provide Metro Ethernet.

(T)

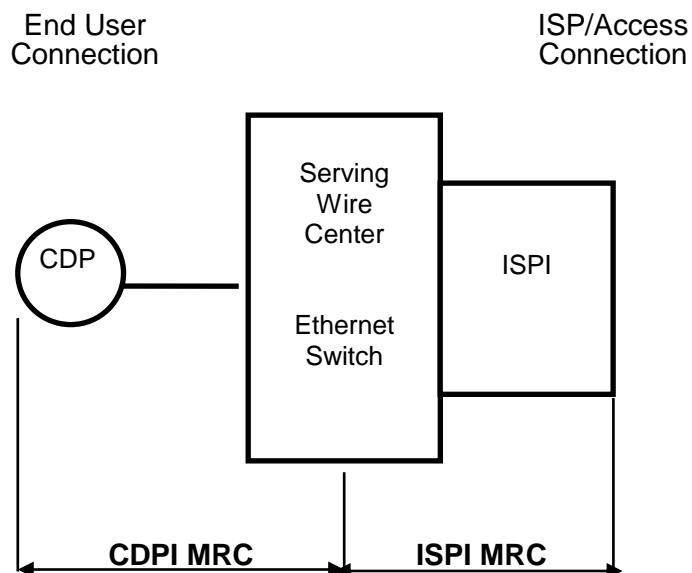
(T)

**Metro Ethernet Connection to Existing Access Connection**

(T)

**Metro Ethernet Connection to ISP Interface (ISPI) at Ethernet Serving Wire Center**

(T)



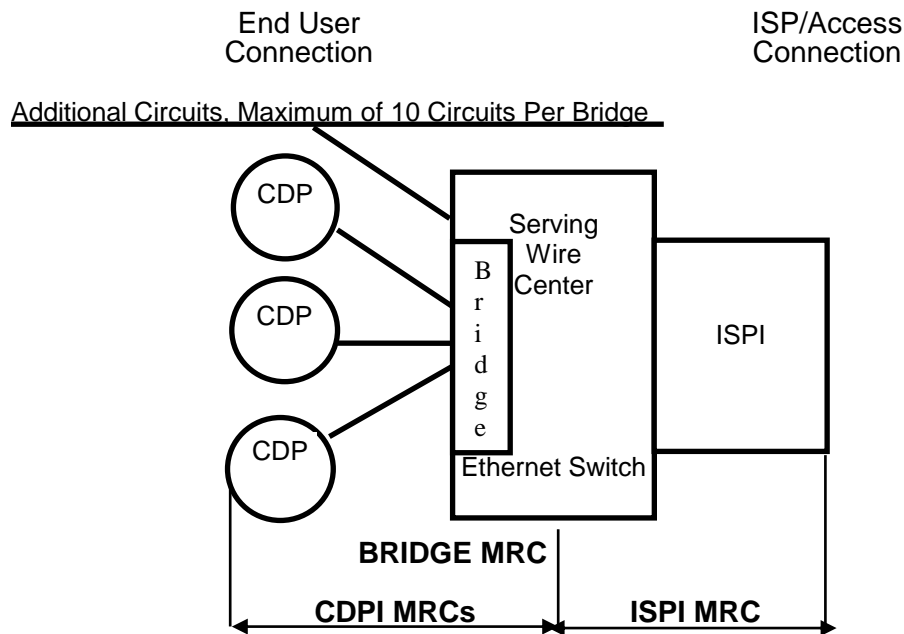
Transmittal No. 186

**ACCESS SERVICE**16. Public Packet Data Network (Cont'd)16.5 Metro Ethernet Service (Metro Ethernet) (Cont'd)

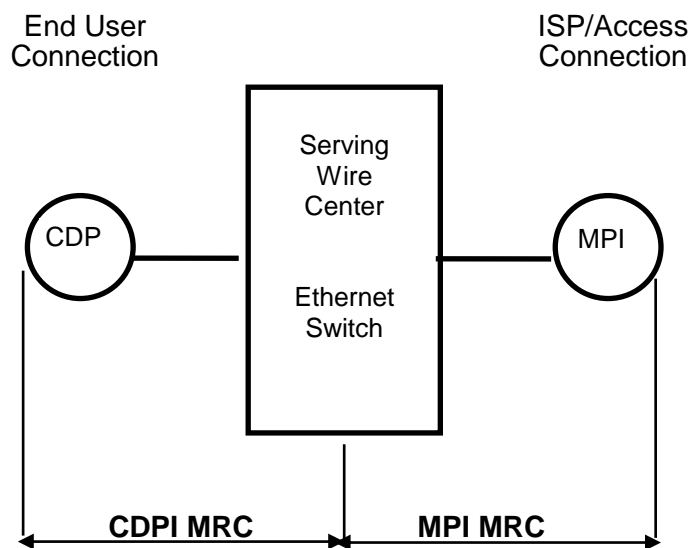
(T)

16.5.2 Typical Arrangements (Cont'd)**Metro Ethernet Connection to ISP Interface (ISPI) at Ethernet Serving Wire Center With Bridging**

(T)

**Metro Ethernet Connection to Meet Point Interface (MPI)**

(T)



Transmittal No. 186

**ACCESS SERVICE**

16. Public Packet Data Network (Cont'd)

16.5 Metro Ethernet Service (Metro Ethernet) (Cont'd) (T)

16.5.3 Rate Regulations

This section contains the regulations governing the rates and charges that apply for Metro Ethernet. (T)

(A) Minimum Period

The minimum period for which Metro Ethernet is provided to a customer and for which charges are applicable is twelve months. (T)

(B) (Reserved)

Transmittal No. 186



**ACCESS SERVICE**

16. Public Packet Data Network (Cont'd)

16.5 Metro Ethernet Service (Metro Ethernet) (Cont'd) (T)

16.5.3 Rate Regulations

Transmittal No. 186

**ACCESS SERVICE**16. Public Packet Data Network (Cont'd)16.5 Metro Ethernet Service (Metro Ethernet) (Cont'd) (T)16.5.3 Rate Regulations (Cont'd)(C) Rate Elements

There are five types of rates and charges applicable to Metro Ethernet. (T)  
These are a nonrecurring charge and four types of monthly recurring charges.

(1) Metro Ethernet Nonrecurring Charge (T)

A single Metro Ethernet Nonrecurring charge applies to each (T)  
Metro Ethernet circuit installed by the Telephone Company, (T)  
whether the circuit is provisioned only between the Customer  
Designated Premises (CDP) and the SWC Ethernet switch for  
which an existing link to another carrier or Internet Service  
Provider (ISP) already exists or is provisioned beyond the SWC  
Ethernet switch to an Internet Service Provider Interface (ISPI)  
or to a Meet Point Interface (MPI) with another carrier.

(2) Metro Ethernet Customer Designated Premises Interface (CDPI) (T)

The Metro Ethernet Customer Designated Premises Interface (T)  
(CDPI) rate element is for a standard Ethernet defined interface  
between the CDP and the Telephone Company serving wire  
center (SWC) at which the Ethernet switch or router is located.  
Standard Ethernet signaling protocols provided by the  
Telephone Company shall apply to the interface. The CDPI rate  
element includes termination at both the CDP and the SWC, the  
facility from the CDP to the SWC, port access to the Ethernet  
switch and the Ethernet switch.

A CDPI charge applies to each Metro Ethernet connection (T)  
between a CDP and the SWC at which the Ethernet switch  
designated by the Telephone Company is located.

Transmittal No. 186

**ACCESS SERVICE**16. Public Packet Data Network (Cont'd)16.5 Metro Ethernet Service (Metro Ethernet) (Cont'd) (T)16.5.3 Rate Regulations (Cont'd)(C) Rate Elements (Cont'd)(3) Metro Ethernet Internet Service Provider Interface (ISPI) (T)

The Internet Service Provider Interface (ISPI) rate element is for a standard Ethernet defined interface between the SWC Ethernet switch and an ISP with a presence in the SWC. ISP presence in the SWC may be either through local facilities for an ISP physically located in the Telephone Company's local exchange service area or through an interexchange carrier with an existing connection for an ISP not located in the Telephone Company's local exchange service area. Standard Ethernet signaling protocols provided by the Telephone Company shall apply to the interface. The ISPI rate element includes termination at both the network side of the Telephone Company Ethernet switch and the connection to the ISP's existing connection.

An ISPI charge applies to each connection for a Metro Ethernet circuit originating at a CDP and terminating at the Telephone Company Ethernet switch which is, in turn, connected to the ISP's existing connection at the Ethernet switch SWC. (T)

Transmittal No. 186

Issued: December 17, 2014

Effective: January 1, 2015

President  
7852 Walker Drive, Greenbelt, Maryland 20770

**ACCESS SERVICE**16. Public Packet Data Network (Cont'd)16.5 Metro Ethernet Service (Metro Ethernet) (Cont'd)

(T)

16.5.3 Rate Regulations (Cont'd)(C) Rate Elements (Cont'd)(4) Metro Ethernet Bridge Interface

(T)

The Metro Ethernet Bridge Interface provides for the bridging of up to ten (10) CDPI links to one ISPI link or one CDPI link at the serving wire center. A Metro Ethernet Bridge Interface monthly recurring charge applies to each Metro Ethernet Bridge Interface in addition to the Metro Ethernet CDPI monthly recurring charges for each of the circuits connected to the Metro Ethernet Bridge Interface and, if applicable, Metro Ethernet ISPI or MPI monthly recurring charges. In the event a Metro Ethernet Bridge Interface is installed for existing Metro Ethernet CDPIs, without installation of additional CDPIs at the same time, a Metro Ethernet Nonrecurring charge shall apply in addition to the Metro Ethernet Bridge Interface monthly recurring charges.

(T)

(5) Metro Ethernet Meet Point Interface (MPI)

(T)

The Metro Ethernet Meet Point Interface (MPI) rate element is for a standard Ethernet defined interface between the SWC Ethernet switch and either a CDL outside the Telephone Company's serving area or an ISP, through a circuit jointly provided by the Telephone Company and another carrier. Standard Ethernet signaling protocols provided by the Telephone Company shall apply to the interface. The MPI rate element includes termination at the network side of the Telephone Company Ethernet switch and the Telephone Company's portion of the facilities up to the meet point.

(T)

An MPI charge applies to each Metro Ethernet circuit connection between the Telephone Company and another carrier.

(T)

Transmittal No. 186

**ACCESS SERVICE**16. Public Packet Data Network (Cont'd)16.5 Metro Ethernet Service (Metro Ethernet) (Cont'd) (T)16.5.3 Rate Regulations (Cont'd)(C) Rate Elements (Cont'd)(6) Metro Ethernet VLAN Aggregation (T)

A virtual LAN, commonly known as a VLAN, is a group of hosts with a common set of requirements that communicate as if they were attached to the same broadcast domain, regardless of their physical location. A VLAN has the same attributes as a physical LAN, but it allows for end stations to be grouped together even if they are not located on the same network switch. Network reconfiguration can be done through software instead of physically relocating devices.

Customers subscribing to a Metro Ethernet VLAN arrangement may order configuration by the Company of VLAN service through use of Metro Ethernet with the VLAN Aggregation feature. VLAN Aggregation provides multiple LAN connectivity across a common physical connection through use of Virtual Private Network (VPN) functions. This feature supports customer aggregation of traffic from multiple remote customer locations. This aggregated traffic can be transported back to a central location and across a common Metro Ethernet Service interface. VLAN Aggregation utilizes IEEE 802.1Q VLAN Tagging procedures. There is one charge associated with VLAN provisioning, a VLAN Service Establishment Charge. (T)

a) VLAN Service Establishment Charge

The VLAN Service Establishment Charge is a non-recurring charge and applies to each individual VLAN provisioned.

**ACCESS SERVICE**

16. Public Packet Data Network (Cont'd)

16.5 Metro Ethernet Service (Metro Ethernet) (Cont'd)

(T)

16.5.3 Rate Regulations (Cont'd)

(E) Service Suspension

Suspension of service by the Customer during the service period is not allowed.

Transmittal No. 186

**ACCESS SERVICE**16. Public Packet Data Network (Cont'd)16.5 Metro Ethernet Service (Metro Ethernet) (Cont'd)

(T)

16.5.3 Rate Regulations (Cont'd)(F) Term Discounts

Metro Ethernet may be ordered at the customer's option on a monthly rate basis or for Term Discount periods of 36 months (3 years) or a customer specified term of 60 months (5 years) or greater up to 84 months.

(T)

The minimum service period for service ordered on a monthly rate basis or under a Term Discount plan is twelve months. The customer must specify the length of the service commitment period at the time the service is ordered.

For customers that subscribe to the Term Discount plan for 36 months (3 years) or 60 months (5 years) or greater up to 84 months, the Term Discount percentage as set forth in 17.4.8 following will be frozen from Company initiated decreases, for the entire discount period at the percent in effect at the beginning of the Term Discount period.

If a Term Discount Percentage increase occurs during the term of an existing Term Discount plan, the increased percentage will be applied automatically to the remainder of the current Term Discount period.

At the end of the Term Discount period, the customer may convert to month-to-month service or subscribe to a new Term Discount plan. If the customer does not submit an access service request or other written notice of election for a new Term Discount plan fifteen business days prior to the end of the discount period, the rates will automatically convert to month-to-month service rates.

To be included in a Term Discount plan all eligible Metro Ethernet rate elements must be ordered for the same commitment term (i.e., all 36 months, all 60 months, or all at the specified months ordered greater than 60 months) and with the same service date. When additional capacity is subsequently added, it will be available only on a month-to-month basis unless the discount period of the entire service is upgraded.

(T)

Metro Ethernet ordered for a minimum service period of 12 months or for Term Discount periods of 36 months or 60 months or greater, up to 84 months, will be exempt from Telephone Company initiated rate increases throughout the selected service period established at the beginning of that service commitment period.

(T)

**ACCESS SERVICE**16. Public Packet Data Network (Cont'd)16.5 Metro Ethernet Service (Metro Ethernet) (Cont'd) (T)16.5.3 Rate Regulations (Cont'd)(F) Term Discounts (Cont'd)

Eligible Metro Ethernet rate elements are all monthly recurring charges for services provided by the Telephone Company. As long as the number of Metro Ethernet services included in a Term Discount plan remains constant, customer requests to install and disconnect Metro Ethernet services, including changes affecting different wire centers and/or customer designated premises, will not change the current Term Discount period or the minimum service period and Discontinuance of Service charges as set forth in (3) following will not apply. (T)

(1) Upgrades in Term Discounts

Services provided under monthly rates or Term Discount rates may be upgraded to a Term Discount plan at any time without incurring nonrecurring charges or discontinuance charges for existing services. The new Term Discount plan must meet or exceed the service term of the plan being upgraded. For example, a service with a 36 month commitment period may be upgraded to a new 36 month, 60 month service period or a customer specified period greater than 60 months up to 84 months. The monthly rates will be those that are in effect at the time the service is upgraded. A new minimum service period applies to all Metro Ethernet that is upgraded. (T)

(2) Upgrades in Capacity

If the customer chooses to upgrade a service under the Term Discount rate plan to a higher capacity (i.e., 10 Mbps to 100 Mbps), discontinuance charges will not apply, provided all the following conditions are met:

- the customer's order for the disconnect of the existing 10 Mbps Metro Ethernet service and the installation of the new 100 Mbps Metro Ethernet service are received at the same time and specifically reference the application of upgrade in capacity; (T)
- the customer's disconnect order for the existing 10 Mbps Metro Ethernet service must reference the 100 Mbps Metro Ethernet Service installation order; (T)

Transmittal No. 186



**ACCESS SERVICE**16. Public Packet Data Network (Cont'd)16.5 Metro Ethernet Service (Metro Ethernet) (Cont'd)

(T)

16.5.3 Rate Regulations (Cont'd)(F) Term Discounts (Cont'd)(2) Upgrades in Capacity (Cont'd)

- the new Term Discount period meets or exceeds the Term Discount period being discontinued.

A new minimum service period applies to all upgrades. Nonrecurring charges for an equivalent capacity of the existing services being upgraded to the higher speed service will not be assessed.

(3) Discontinuance of Service

If the customer chooses to disconnect all or a portion of the service prior to the expiration of the Term Discount period, discontinuance charges will apply to the portion of the service being discontinued.

Should the customer choose to discontinue a Term Discount plan prior to the completion of the minimum service period, discontinuance charges will apply. Discontinuance charges equal to one-hundred percent of the total undiscounted monthly rates, less any amounts previously paid, will apply for the minimum service period. Additionally, discontinuance charges of twenty-five percent of the total undiscounted monthly charges will apply to the remaining portion of the discount service term.

Should the customer choose to discontinue service ordered under a Term Discount plan after the minimum service period but before the completion of the discount period, discontinuance charges will apply. Discontinuance charges of twenty-five percent of the total undiscounted monthly charges will apply to the remaining portion of the discount period. For example, a customer has a 10 Mbps Service which it chooses to discontinue after 33 months into an 84-month service term. The discontinuance charge would be 0.25 times 51 months times the undiscounted monthly rates for that service.

Transmittal No. 186

**ACCESS SERVICE**16. Public Packet Data Network (Cont'd)16.5 Metro Ethernet Service (Metro Ethernet) (Cont'd) (T)16.5.3 Rate Regulations (Cont'd)(F) Term Discounts (Cont'd)(4) Metro Ethernet Fixed Rate Option (T)

Where offered, the Metro Ethernet Fixed Rate Option (Metro Ethernet FRO) provides the Metro Ethernet Term Discount Plan customer with stabilized rates that will apply to the customer's Metro Ethernet service elements throughout the length of the customer's selected Metro Ethernet Term Discount Plan commitment period. (T)

When the customer subscribes to a Metro Ethernet FRO, the stabilized rates for the Metro Ethernet service elements included under a Metro Ethernet FRO plan will not be subject to any Telephone Company initiated rate increases and decreases during the customer's selected term commitment period. (T)

The Metro Ethernet FRO is only available from those Telephone Companies listed in the table at Section 16.5, preceding, which offer the Metro Ethernet FRO during the availability window specified in Section 17, following. (T)

The Metro Ethernet FRO is only available when the customer establishes a new 36 month or 60 month Metro Ethernet Term Discount Plan commitment with the Telephone Company. An existing Metro Ethernet Term Discount Plan customer wishing to subscribe to an available Metro Ethernet FRO may replace its existing term plan commitment with a new 36 month or 60 month Metro Ethernet Term Discount Plan commitment. If applicable, term plan discontinuance charges as described in (3), above, would apply to the customer's Metro Ethernet Term Discount Plan being replaced, and would be calculated using the monthly rates specified in Section 17, following. (T)

Transmittal No. 186

**ACCESS SERVICE**16. Public Packet Data Network (Cont'd)16.5 Metro Ethernet Service (Metro Ethernet) (Cont'd) (T)16.5.3 Rate Regulations (Cont'd)(F) Term Discounts (Cont'd)(4) Metro Ethernet Fixed Rate Option (Cont'd) (T)

In order to subscribe to an available Metro Ethernet FRO, the customer must notify the Telephone Company in writing during the time period specified in that Metro Ethernet FRO plan that it wishes to establish a new 36 month or 60 month Metro Ethernet Term Discount Plan with Metro Ethernet FRO stabilized rates.

(T)

The stabilized rates specified in Section 17, following, for an available Metro Ethernet FRO apply in lieu of the non-stabilized rates specified in Section 17, following. The Metro Ethernet FRO stabilized rates will apply to the customer's Metro Ethernet service elements only during the 36 month or 60 month commitment period established by the customer at the time it subscribes to the Metro Ethernet FRO plan.

(T)

(T)

(T)

Except as provided herein, all other provisions related to the Metro Ethernet Term Discount Plan as specified in Section 16.5.3(F) apply to a Metro Ethernet Term Discount Plan customer that subscribes to a Metro Ethernet FRO plan.

(T)

(T)

An Metro Ethernet Term Discount Plan customer with Metro Ethernet FRO stabilized rates may replace or discontinue its Metro Ethernet Term Discount Plan at any time during its selected term commitment period subject to the provisions described in (3), above. If applicable, term plan discontinuance charges as described in (3), above, apply and would be calculated using the monthly rates specified in the Metro Ethernet FRO plan to which the customer subscribed.

(T)

(T)

(T)

(T)

Transmittal No. 186

**ACCESS SERVICE**16. Public Packet Data Network (Cont'd)16.5 Metro Ethernet Service (Metro Ethernet) (Cont'd) (T)16.5.3 Rate Regulations (Cont'd)(F) Term Discounts (Cont'd)(4) Metro Ethernet Fixed Rate Option (Cont'd) (T)

An Metro Ethernet Term Discount Plan customer with Metro Ethernet FRO stabilized rates may not renew or extend its Metro Ethernet FRO plan subscription beyond the end of the term commitment period selected at the time it subscribed to the Metro Ethernet FRO plan. At the end of the customer's term commitment period, a Metro Ethernet Term Discount Plan customer with Metro Ethernet FRO stabilized rates may choose to:

- subscribe to a new Metro Ethernet Term Discount Plan commitment period with the monthly rates and nonrecurring charges specified in Section 17, following; (T)
- subscribe to a new Metro Ethernet Term Discount Plan commitment period with Metro Ethernet FRO stabilized rates, if an alternative Metro Ethernet FRO plan is available at that time, as specified in Section 17, following; or (T)
- revert to the undiscounted monthly rates and nonrecurring charges specified in Sections 17, following. (T)

If the customer does not notify the Telephone Company in writing of its choice by the end of its existing term commitment period, the Telephone Company will automatically convert the customer's Metro Ethernet billing for current and future Metro Ethernet service elements to the undiscounted monthly rates and nonrecurring charges specified in Section 17, following. (T)

An Access Order Charge does not apply to establish a new or discontinue an existing Metro Ethernet FRO. An Access Order Charge also does not apply when at the end of the customer's Metro Ethernet Term Discount Plan the customer subscribes to a new Metro Ethernet Term Discount Plan or reverts to billing using the undiscounted monthly rates and nonrecurring charges specified in Section 17, following. (T)

Transmittal No. 186

Issued: December 17, 2014

Effective: January 1, 2015

President  
7852 Walker Drive, Greenbelt, Maryland 20770

**ACCESS SERVICE**16. Public Packet Data Network (Cont'd)16.5 Metro Ethernet Service (Metro Ethernet) (Cont'd)16.5.3 Rate Regulations (Cont'd)(G) Service Level Commitment

Service Level Commitment (SLC) and associated guarantees for network performance and operational measurements will be available with the Company's Metro Ethernet where technically feasible. There is no additional charge for an SLC.

In order for technical feasibility for SLC to exist, the Company must have installed at the Customer's premises Company-owned terminating equipment capable of supporting an SLC for the individual Metro Ethernet service. The Company will install such equipment for all new Metro Ethernet orders. For existing Metro Ethernet service, the Company is undertaking to upgrade any existing Company-owned Metro Ethernet customer premises terminating equipment to Company-owned equipment capable of supporting an SLC. Until such time as the Company is able to install Metro Ethernet customer premises terminating equipment and formally notifies the Customer of successful installation of the terminating equipment, an SLC will not apply to a Metro Ethernet Service circuit or any offering related to the circuit.

Notwithstanding the requirement for installation and provision by the Company of Metro Ethernet customer premises terminating equipment as described above, other factors may affect technical feasibility. If such other factors prevent technical feasibility for an SLC for a Metro Ethernet circuit, the circuit will not qualify for an SLC.

SLC is exclusively applicable to On-Net Service. "On-Net Service" is defined as one or more Services for which all termination points and all transitory paths are directly connected by and to the Company facilities-based network.

(N)

(N)

Transmittal No. 186

**ACCESS SERVICE**16. Public Packet Data Network (Cont'd)16.5 Metro Ethernet Service (Metro Ethernet) (Cont'd)16.5.3 Rate Regulations (Cont'd)(G) Service Level Commitment (Cont'd)

For the purposes of SLC, Metro Ethernet is considered "Protected" if it is ordered and provisioned through geographically diverse paths, in which case communications are automatically re-routed during a Metro Ethernet interruption until normal operating conditions are restored. Metro Ethernet is considered "Unprotected" if it is ordered without geographically diverse routing.

(1) Installation

After assigning facilities for Metro Ethernet, the Company will supply Customer with an Order Confirmation. The Order Confirmation will include information regarding the provisioning of Metro Ethernet and an anticipated activation date. Unless prevented by circumstances beyond its control, the Company will install Metro Ethernet by the due date. The Company's failure to meet the due date target will entitle the Customer to a nonrecurring credit toward the monthly recurring charges (MRC) as follows:

**Installation Credit**

<b>Number of Days Past Anticipated Activation Date</b>	<b>Nonrecurring Credit for Affected Service</b>
3 business days	None
4 business days	5% of the MRC of the Service
Each business day beyond 4 days	An additional 5% of the MRC, capped at 100% of the MRC for any Service

Transmittal No. 186

**ACCESS SERVICE**16. Public Packet Data Network (Cont'd)16.5 Metro Ethernet Service (Metro Ethernet) (Cont'd)16.5.3 Rate Regulations (Cont'd)(G) Service Level Commitment (Cont'd)(2) Service Availability

Service Availability is the percentage of time during a billing period that Metro Ethernet is capable of exchanging data between the Company-provisioned termination points of the Service.

Service Availability is guaranteed to be 99.999% for a Protected Service and 99.95% for an Unprotected Service.

“Outage” is the unavailability of Metro Ethernet for reasons other than (i) negligence or acts of the Customer or its agents, (ii) failure of Customer-provided power source, (iii) failure or malfunction of Customer-owned equipment, (iv) causes beyond the reasonable control of the Company including but not limited to acts of God, fire, lightning, storm, flood, or other natural disaster, (v) laws, orders, rules, regulations, directions, or actions of governmental authorities having jurisdiction over service, (vi) any civil or military action including national emergencies, riots, war, terrorism and civil insurrections, or (vii) Planned Maintenance.

(N)

(N)

Transmittal No. 186

**ACCESS SERVICE**16. Public Packet Data Network (Cont'd)16.5 Metro Ethernet Service (Metro Ethernet) (Cont'd)16.5.3 Rate Regulations (Cont'd)(G) Service Level Commitment (Cont'd)

## (2) Service Availability (Cont'd)

The measurement of Outage length begins when the Customer opens a trouble ticket with the Company regarding Outage, or at the logged date/time indicated on a Metro Ethernet impairment-related alarm generated by Company-operated network equipment. The Outage period ends when Metro Ethernet is restored for use by Customer. If Customer opens a trouble ticket with the Company but declines to release Metro Ethernet Service for testing and repair by the Company, the service is assumed to be capable of exchanging data, and shall not be considered eligible for Outage credit during that time.

Nonrecurring credit due as a result of Outage will be determined as set forth in the following tables:

**Protected Service**

<b>Length of Outage (cumulative)</b>	<b>Nonrecurring Credit for Affected Service</b>
30 seconds or less (~ 99.999% Service Availability)	None
Between 30 seconds and 6 hours	10% of the MRC
Between 6 hours and 12 hours	20% of the MRC
Between 12 hours and 18 hours	30% of the MRC
Between 18 hours and 24 hours	40% of the MRC
24 hours and above	50% of the MRC

Transmittal No. 186

Issued: December 17, 2014

Effective: January 1, 2015

President  
7852 Walker Drive, Greenbelt, Maryland 20770

(N)

(N)



**ACCESS SERVICE**16. Public Packet Data Network (Cont'd)16.5 Metro Ethernet Service (Metro Ethernet) (Cont'd)16.5.3 Rate Regulations (Cont'd)(G) Service Level Commitment (Cont'd)

## (2) Service Availability (Cont'd)

(N)

**Unprotected Service**

<b>Length of Outage (cumulative)</b>	<b>Nonrecurring Credit for Affected Service</b>
30 minutes or less (~ 99.95% Service Availability)	None
Between 30 minutes and 6 hours	10% of the MRC
Between 6 hours and 12 hours	20% of the MRC
Between 12 hours and 18 hours	30% of the MRC
Between 18 hours and 24 hours	40% of the MRC
24 hours and above	50% of the MRC

The credits specified above are non-cumulative, however, in any billing period, the Customer shall be entitled to the highest level of credit justified based on the total combined duration of any Outages.

(a) Chronic Unavailability

Notwithstanding the service unavailability reasons defined at 16.5.3.G(2), preceding, Protected Service is considered to be chronically unavailable if Metro Ethernet experiences three or more Outages within a 30-day period, or cumulative Outage time exceeding 12 cumulative hours within a 30-day period.

Notwithstanding the service unavailability reasons defined at 16.5.3.G(2), preceding, Unprotected Service is considered to be chronically unavailable if Metro Ethernet experiences three or more separate Outages of more than 12 hours each within a 30-day period or for more than 36 cumulative hours within a 30-day period.

(N)

Transmittal No. 186

**ACCESS SERVICE**16. Public Packet Data Network (Cont'd)16.5 Metro Ethernet Service (Metro Ethernet) (Cont'd)16.5.3 Rate Regulations (Cont'd)(G) Service Level Commitment (Cont'd)

## (2) Service Availability (Cont'd)

(a) Chronic Unavailability (Cont'd)

If Metro Ethernet is deemed chronically unavailable, the Customer shall have the option to either (a) obtain credits as set forth above or (b) terminate the affected service prior to the end of the committed term without penalty. To be eligible for termination without penalty as a result of chronic unavailability, the request to terminate Metro Ethernet must be delivered to the Company in writing within 30 days of chronic unavailability.

## (3) Latency

"Latency" is the average round-trip transmission time required for a packet to travel between the Company-provisioned termination points of Metro Ethernet within the Company's network during a billing period. Latency is expressed in milliseconds (ms). The Company's Latency target is 20 ms or less.

Nonrecurring credits due as a result of excess Latency will be determined as set forth in the following table:

<b>Latency</b>	<b>Nonrecurring Credit for Affected Service</b>
20 ms or less	None
20.01 - 30.00 ms	10% of the MRC
30.01 - 40.00 ms	20% of the MRC
40.01 - 50.00 ms	30% of the MRC
50.01 - 60.00 ms	40% of the MRC
• 60.01 ms or above	• 50% of the MRC

Transmittal No. 186

Issued: December 17, 2014

Effective: January 1, 2015

President  
7852 Walker Drive, Greenbelt, Maryland 20770

(N)

(N)

**ACCESS SERVICE**16. Public Packet Data Network (Cont'd)16.5 Metro Ethernet Service (Metro Ethernet) (Cont'd)16.5.3 Rate Regulations (Cont'd)(G) Service Level Commitment (Cont'd)(4) Packet Delivery

“Packet Delivery” is the percentage of packets successfully transmitted between the Service endpoints within the Company’s network during a billing period. The Company’s Packet Delivery target is 99.9%.

Nonrecurring credits due as a result of substandard Packet Delivery will be determined as set forth in the following table:

<b>Packet Delivery</b>	<b>Nonrecurring Credit for Affected Service</b>
99.9% or greater	None
99.5% - 99.8%	10% of the MRC
99.0% - 99.49%	20% of the MRC
98.0% - 98.99%	30% of the MRC
97.0% - 97.99%	40% of the MRC
Less than 97%	50% of the MRC

(N)

(N)

Transmittal No. 186

**ACCESS SERVICE**16. Public Packet Data Network (Cont'd)16.5 Metro Ethernet Service (Metro Ethernet) (Cont'd)16.5.3 Rate Regulations (Cont'd)(G) Service Level Commitment (Cont'd)(5) Jitter

“Jitter” is the average variation in Latency during a billing period. Jitter is expressed in milliseconds (ms). The Company’s Jitter target is 2 ms or less.

Nonrecurring credits due as a result of excessive Jitter will be determined as set forth in the following table:

<b>Jitter</b>	<b>Nonrecurring Credit for Affected Service</b>
Less than 2 ms	None
2.01 – 4.00 ms	10% of the MRC
4.01 – 6.00 ms	20% of the MRC
6.01 – 8.00 ms	30% of the MRC
8.01 – 10.00 ms	40% of the MRC
10.01 ms or above	50% of the MRC

(6) Service Credits

Service Credits will be based on the Company’s network performance data. All Service Credits are non-cumulative between Service Level Guarantees. The total of all Service Credits within any single billing period shall not exceed 100% of the MRC for Metro Ethernet Service.

Request for credit must be made in writing within 30 days of the impairment occurrence. Impairment type, impairment date, and Service-identifying information must be included in the request.

Transmittal No. 186

(N)

(N)

**ACCESS SERVICE**16. Public Packet Data Network (Cont'd)16.5 Metro Ethernet Service (Metro Ethernet) (Cont'd)16.5.3 Rate Regulations (Cont'd)(G) Service Level Commitment (Cont'd)

(N)

(7) Maintenance

The Company will use reasonable efforts to notify Customer of planned maintenance that is expected to result in Metro Ethernet impairment. For Emergency Maintenance, the Company shall notify Customer as soon as practical under the circumstances. Planned and emergency maintenance periods will not be included in the calculation of Outage, impairments, or Service credits. If planned maintenance exceeds the time scheduled and results in an unscheduled impairment, Customer will be entitled to nonrecurring credit as set forth in Section 16.5.3.G(2), Service Availability, preceding.

Unless otherwise agreed to between the parties, planned maintenance is performed during the Company's standard maintenance windows. If Metro Ethernet impairments are expected, Customer's designated contact will be notified via email or telephone. Such notification will inform the Customer of the anticipated beginning and ending times for network maintenance.

(N)

Transmittal No. 186

**ACCESS SERVICE**16. Public Packet Data Network (Cont'd)16.6 High Speed Internet (HSI) Access Service

## Issuing Carriers Offering HSI

Voice-Data	Mt. Horeb Telephone Company
Monthly Rates for HSI Access Service – Voice-Data	X
Monthly Rates for HSI Access Service - Data-Only	X
HSI Term and Volume Discount (HSITVP) Rates – Voice-Data	
HSI Term and Volume Discount (HSITVP) Rates – Data-Only.	
HSI Term Pricing Arrangement (HSITPA) - Voice-Data	X
HSI Term Pricing Arrangement (HSITPA) - Data-Only	X

“X” denotes that issuing carrier offers the indicated service.

See Section 16.6.2(A) for description of rate options.

Transmittal No. 122

**ACCESS SERVICE**16. Public Packet Data Network (Cont'd)16.6 High Speed Internet (HSI) Access Service16.6.1 General Description

(M)

(A) Basic Service Description

High Speed Internet (HSI) Access Service is a high-speed packet based service for the transmission of data between local exchange customer designated premises and Internet Service Providers (ISPs) by the Telephone Company designated data technology and equipment. HSI Access Service is offered at various downstream (Down) and upstream (Up) speeds. The "Up" speed represents transmission speed in kilobits per second (Kbps) or megabits per second (Mbps), from the point of demarcation at the customer's designated premises to the Telephone Company's HSI Access Service Connection Point; while the "Down" speed represents transmission speed in Kbps or Mbps from the Telephone Company's HSI Access Service Connection Point to the point of demarcation at the customer's designated premises. Actual speed may be affected by loop distance and other factors.

The HSI Access Service may require a splitter at both the customer's designated premises and the Telephone Company's serving wire center to split the traffic between data and voice. The customer is responsible for providing and maintaining the splitter at the customer designated premises.

(M)

Certain material currently found on this page formerly appeared on Original Page 16-51.

Transmittal No. 110

Issued: October 12, 2005

Effective: October 27, 2005

President  
7852 Walker Drive, Greenbelt, Maryland 20770

**ACCESS SERVICE**16. Public Packet Data Network (Cont'd)16.6 High Speed Internet (HSI) Access Service16.6.1 General Description (Cont'd)(B) Service Provisioning

HSI Access Service is provisioned over existing Telephone Company copper facilities and transported to the Telephone Company's backbone network. HSI Access Service provides a connection from the customer's designated location (CDL) to the HSI Access Service Connection Point.

Access from the Telephone Company's HSI Access Service Connection Point will be provided via Special Access Metallic Service, Special Access High Capacity Special Access Service, Special Access Synchronous Optical Channel Service and/or Frame Relay Access Service, where facilities permit. Special Access Metallic Service is available in Section 7.4 preceding. Special Access High Capacity Special Access Service is available in Section 7.10 preceding. Special Access Synchronous Optical Channel Service is available in Section 7.11 preceding. Frame Relay Access Service is available in Section 16.1 preceding. If a customer utilizes Special Access Service or Frame Relay Access Service pursuant to sections 7 or 16.1 preceding, the associated rates and charges for such facilities shall apply in addition to the rates and charges associated with the HSI Access Service rate element.

(M)

(C)

(T)

(C)

(T)

(T)

(M)

Certain material currently found on this page formerly appeared on Original Page 16-51.

Transmittal No. 110

Issued: October 12, 2005

Effective: October 27, 2005

President  
7852 Walker Drive, Greenbelt, Maryland 20770



**ACCESS SERVICE**16. Public Packet Data Network (Cont'd)16.6 High Speed Internet (HSI) Access Service (Cont'd)16.6.1 General Description (Cont'd)(B) Service Provisioning (Cont'd)

Following are the types of HSI Access Connections that can be ordered for the indicated Telephone Companies offering HSI Access Service. For all types of HSI Access Connections other than Frame Relay Access Service, both a Channel Termination charge and a DSL Access Connection charge will apply. For DSL Access Connections provisioned over Frame Relay Access Service, a Frame Relay Inter-Network Port is required together with Permanent Virtual Circuits (PVCs) for each HSI Access Line served. Charges required under the following referenced tariff sections are in addition to the charges indicated in this section for HSI Access Service.

	HSI Access Service Connection Tariff Section	Mt. Horeb Telephone Company
Metallic Ethernet Connection – 10Base-T	7.10.3(B)	
Metallic Ethernet Connection – 100Base-T	7.10.3(B)	X
Special Access High Capacity 1.544 Mbps (DS1)	7.10.3(F)	X
Special Access High Capacity 44.736 Mbps (DS3)	7.10.3(F)	X
Synchronous Optical Channel Service OC3/OC3c 155.52 Mbps	7.11.3(F)	
Synchronous Optical Channel Service OC12 622.08 Mbps	7.11.3(F)	X
Frame Relay Access Service	16.1	

“X” denotes that the type of HSI Access Service Connection is offered by the indicated issuing carrier.

Transmittal No. 122

Issued: July 17, 2006

Effective: August 1, 2006

President  
7852 Walker Drive, Greenbelt, Maryland 20770

**ACCESS SERVICE**16. Public Packet Data Network (Cont'd)16.6 High Speed Internet (HSI) Access Service (Cont'd)16.6.1 General Description (Cont'd)

(M)

(B) Service Provisioning (Cont'd)

The Telephone Company will qualify the local exchange service loop between the customer's designated premises and the serving wire center. The purpose of qualification is to determine the availability and suitability of existing Telephone Company facilities to provide the service, and to determine if Loop Conditioning is required to support HSI Access Service. The Telephone Company will not provision this service on facilities which are not suitable for HSI Access Service.

The Telephone Company does not undertake to originate data, but offers the use of its HSI Access Service, where available, to customers for the purpose of transporting data originated by the customer or a third party.

HSI Access Service is limited to use for transmission of data between the designated premises of a local exchange customer of the Telephone Company and the local exchange customer's ISP. The high speed data transmission path installed by the Telephone Company under an HSI Access Service offering for use for transmission of data between the designated premises of a local exchange customer and the local exchange customer's ISP may also be used by the local exchange customer for transmission of data for purposes of receiving one-way video services. Use of the HSI Access Service for one-way video transmission is subject to the availability and technical capability of the Telephone Company. The video service provider must connect to the Telephone Company HSI Access Service Connection Point. This connection is subject to the technical capability of the Telephone Company's interconnecting facilities. The connection must be provisioned under applicable rates, terms and conditions for appropriate jurisdiction.

(M)

Certain material currently found on this page formerly appeared on Original Page 16-52.

Transmittal No. 110

**ACCESS SERVICE**16. Public Packet Data Network (Cont'd)

(N)

16.6 High Speed Internet (HSI) Access Service (Cont'd)16.6.1 General Description (Cont'd)(B) Service Provisioning (Cont'd)

All customers will be served from the nearest suitably equipped end office designated by the Telephone Company. HSI Access Service will be provided subject to the availability and limitations of the Telephone Company wire centers and outside plant facilities. HSI Access Service is only available where permitted by technical capabilities of the Telephone Company, including but not limited to facility distance and type of physical plant.

(C) Responsibility of the Telephone Company

The Telephone Company will provision and maintain HSI Access Service for the customer up to and including the Network Interface Device (NID) or the protector. The Telephone Company will advise the customer of the customer premises equipment (CPE) necessary to support HSI Access Service that the customer will need to purchase. The Telephone Company will provide to the ISP technical specifications for connection to the Telephone Company's HSI Access Service applicable to the technology deployed by the Telephone Company.

(D) Rights of the Telephone Company

HSI Access Service will be provided over existing Telephone Company local exchange service lines. Rates and regulations for HSI Access Service are in addition to any rates and regulations that apply for the associated local exchange service line provided under the terms and conditions in the Telephone Company's general and/or local exchange service tariffs. The Telephone Company will automatically disconnect HSI Access Service when the associated local exchange service line is disconnected for any reason.

The Telephone Company will not provision HSI Access Service if the Telephone Company has reasonably determined that (a) it is not technically feasible over existing facilities or (b) it will cause interference problems within the Telephone Company's network or other facilities.

During the Telephone Company's network maintenance and software update period, it may be necessary to temporarily place the HSI Access Service central office equipment out of service. The Telephone Company reserves the right to temporarily interrupt HSI Access Service at other times in emergency situations.

(N)

**ACCESS SERVICE**16. Public Packet Data Network (Cont'd)

(N)

16.6 High Speed Internet (HSI) Access Service (Cont'd)16.6.1 General Description (Cont'd)(E) Responsibility of the Customer

The customer is responsible for providing the Telephone Company with the necessary information to provision HSI Access Service (e.g., customer name, telephone number and premises address; billing name and address when different from the customer name and premise address; its Internet Protocol (IP) address; and the contact name and telephone number of the ISP with which the customer's HSI Access Service will interconnect).

The customer is responsible for providing compatible customer premises equipment (CPE) that is used for connection to HSI Access Service.

When HSI Access Service is ordered by the ISP, the ISP customer is responsible for providing the Telephone Company with the necessary information (e.g., Data Link Connection Identifier(s), and/or Internet Protocol) to provision the HSI Access Service.

The ISP customer will obtain the appropriate authorization to allow the Telephone Company to provision HSI Access Service over the customer's end user's existing telephone exchange service line.

Where required, the ISP customer will be responsible for obtaining permission from its subscriber(s) for the Telephone Company's agents or employees to enter the customer's designated premises at a mutually agreed upon time for the purpose of installing, inspecting, repairing, or upon termination of the service, removing the service components of the Telephone Company.

The ISP customer will deal directly with its end user customers with respect to all matters pertaining to the service provided, including marketing, sales, ordering, installation, maintenance, trouble reporting, repair, billing and collections.

(N)

**ACCESS SERVICE**16. Public Packet Data Network (Cont'd)16.6 High Speed Internet (HSI) Access Service (Cont'd)16.6.2 Rate Regulations(A) Rate Elements

There are three types of rates and charges applicable to HSI Access Service. These are a monthly rate, a nonrecurring charge and a network reconfiguration charge.

(C)  
|  
(C)(1) Monthly Rates for HSI Access Service

(T)

The monthly rate applies each month or fraction thereof for each local exchange service line equipped with HSI Access Service.

For purposes of application of the monthly rate, HSI may be ordered under any of the following options that are offered by the Telephone Company as indicated in the table at Section 16.6.

(N)  
|  
(N)Monthly Rates Without Discount

(N)

Customers may order HSI Access Service at a monthly rate without discount. Monthly rates apply without any volume or term commitment. There is no minimum period for HSI Access Service.

HSI Term and Volume Plan (HSITVP) Rates

For Telephone Companies offering HSI Term and Volume Plan (HSITVP) rates, Customers may order HSI Access Service under Section 16.6.2(E), HSI Term and Volume Plan (HSITVP) Rates.

HSI Term Pricing Arrangement (HSITPA) Rates

For Telephone Companies offering HSI Term Pricing Arrangement rates, Customers may order HSI Access Service under Section 16.6.2(F), HSI Term Pricing Arrangement (HSITPA) rates.

(N)

Certain material formerly found on this page now appears on Original Pages 16-55.2 and 16-55.3.

Transmittal No. 110

**ACCESS SERVICE**16. Public Packet Data Network (Cont'd)16.6 High Speed Internet (HSI) Access Service (Cont'd)16.6.2 Rate Regulations (Cont'd)(A) Rate Elements (Cont'd)(1) Monthly Rates for HSI Access Service (Cont'd)Service Classes

HSI is provided under two classes of service, Voice-Data and Data-Only.

Voice-Data

HSI Access Service provided on the basis of voice-data is designed to support affordable high speed Internet access for residential and business end users. The actual throughput achieved by voice-data is not guaranteed and may be affected by many factors, such as Internet congestion. Voice-Data HSI Access Service is provisioned over the end user's existing Telephone Company local exchange telephone service line utilized for voice communications. When provisioned over the end user's existing local exchange telephone service line, HSI utilizes a centrally placed splitter or in-line filters to isolate the voice band service and equipment from the HSI Access Service and equipment.

Data-Only

HSI Access Service provided on a data-only basis is provisioned over a separate, dedicated data-only Telephone Company local exchange line facility.

(N)

(N)

Transmittal No. 110

Issued: October 12, 2005

Effective: October 27, 2005

President  
7852 Walker Drive, Greenbelt, Maryland 20770

**ACCESS SERVICE**

16. Public Packet Data Network (Cont'd)

16.6 High Speed Internet (HSI) Access Service (Cont'd)

16.6.2 Rate Regulations (Cont'd)

(A) Rate Elements (Cont'd)

(2) Nonrecurring Charge

A nonrecurring charge applies per local exchange service line for the installation of HSI Access Service.

The Telephone Company will waive the Nonrecurring Charge for each new HSI Access Line ordered when the customer commits to retain the HSI Access Line for a minimum period of 12 months following installation of service. If the HSI Access Line is disconnected for any reason prior to the end of the 12-month minimum commitment period, the Telephone Company will bill the customer an amount equal to the waived Nonrecurring Charge.(1)

(1) Waiver of Nonrecurring Charge previously provided under provision in rate sections for Mt. Horeb Telephone Company at Section 17.4.8.1(D) at page 17-321.2.

(C)  
(C)

**ACCESS SERVICE**16. Public Packet Data Network (Cont'd)16.6 High Speed Internet (HSI) Access Service (Cont'd)16.6.2 Rate Regulations (Cont'd)(A) Rate Elements (Cont'd)(3) HSI Access Service Network Reconfiguration Charge

(T)

An HSI Access Service Network Reconfiguration Charge applies when the HSI Access Service customer's ISP requests the Telephone Company to modify the Telephone Company's network to accommodate a change in the HSI Access Service customer's existing HSI Access Service line. A nonrecurring charge applies for each request per HSI Access Service line. The Telephone Company will bill the HSI Access Service Network Reconfiguration Charge to the HSI Access Service customer's ISP. No HSI Access Service Network Reconfiguration Charge shall apply where the change requested by the HSI Access Service customer is for a change in HSI Access Service transmission speed.

(M)

All changes to existing HSI Access Service (including but not limited to change of ISP), other than changes involving HSI Access network reconfigurations and administrative activities, will be treated as a discontinuance of the existing service and an installation of a new service. A nonrecurring installation charge will apply per HSI Access Service line for this work activity.

Rates and charges for HSI Access Service are set forth in 17.4.8 following.

(M)

Certain material currently found on this page formerly appeared on Original Page 16-55.

Transmittal No. 110

Issued: October 12, 2005

Effective: October 27, 2005

President  
7852 Walker Drive, Greenbelt, Maryland 20770

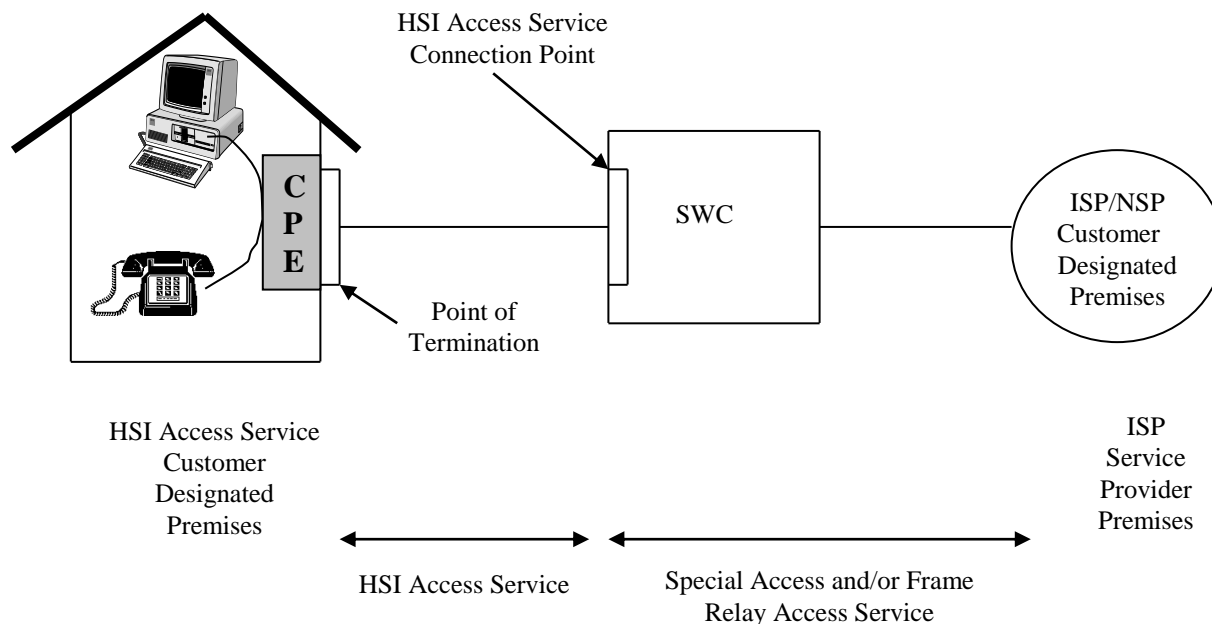


**ACCESS SERVICE**16. Public Packet Data Network (Cont'd)16.6 High Speed Internet (HSI) Access Service (Cont'd)16.6.2 Rate Regulations (Cont'd)(B) Rate Application

HSI Access Service is based on differing volume levels of HSI Access Service connections per Section 17.4.8, following.

The rates applicable to HSI Access Service provided under an HSI Access Service Term and Volume Plan (HSI Access Service-TVP) arrangement are specified in 17.4.8, following.

The following diagram depicts a typical HSI Access Service configuration:

(C) Minimum Period

The minimum period for which HSI Access Service is provided to a customer and for which charges are applicable is one month.

**ACCESS SERVICE**16. Public Packet Data Network (Cont'd)16.6 High Speed Internet (HSI) Access Service (Cont'd)16.6.2 Rate Regulations (Cont'd)(D) Moves

A move involves a change in the physical location of one of the following:

- The Point of Termination at the customer designated premises
- The customer's designated premises

The provisions for moves of HSI Access Service are the same as those described in Section 7.2.3, preceding, except that an Access Order Charge will not apply.

(E) HSI Term and Volume Plan (HSITVP) Rates

(T)

(1) Description

The terms and conditions specified herein are applicable to HSI Access Service where the Telephone Company offers an HSI Access Service Term and Volume Plan (HSITVP) and are in addition to other regulations as specified in this tariff.

(T)

Telephone Companies offering HSITVP are indicated at Section 16.6 preceding.

(C)

(C)

The HSI Access Service Term and Volume Plan (TVP) will allow customers discounted access rates based upon the volume and/or term commitment. Rates will be based upon the TVP selected by the customer. TVP plans for an HSI Access Service offered by a Telephone Company, if any, will be indicated in the Telephone Company's respective rate section for HSI Access Service in Section 17.4.8 following.

Term plans of one (1), two (2) and three (3) years may be available to all customers at applicable rates set forth in the tariff regardless of when the subscription is made for an HSI Access Service TVP arrangement. The customer must designate on the order the type of payment plan selected.

The minimum volume commitment of the TVP selected must be met within twelve (12) months after the TVP is initiated.

Transmittal No. 110

**ACCESS SERVICE**16. Public Packet Data Network (Cont'd)16.6 High Speed Internet (HSI) Access Service (Cont'd)16.6.2 Rate Regulations (Cont'd)(E) HSI Term and Volume Plan (HSITVP) Rates (Cont'd)

(T)

(2) Rate Application

Upon expiration of a TVP period, the customer may choose a new TVP period, convert to month-to-month or terminate service. The month-to-month rates will be those rates that are in effect at the time of conversion. If the customer fails to make a choice by the end of the TVP period, the HSI Access Service will continue billing at the existing term and volume commitment level rates and a new TVP period will begin based on previously effective term and volume commitment. All terms and conditions, including Termination Liabilities will apply to the new TVP period.

(T)

Conversion to a month-to-month or different TVP period will require the customer to submit a change order. Conversion of existing TVP service to a different TVP period will be allowed without application of any nonrecurring charges.

(3) Changes in Length of TVP Period

The customer may elect to convert to a new TVP period subject to the following conditions:

- (a) Credit will not be given toward the new payment period for payments made under the original TVP arrangement.
- (b) Nonrecurring charges will not be reapplied for existing service(s).
- (c) If the new TVP period is shorter in length than the time remaining under the existing TVP, the change to the new TVP period constitutes a discontinuance of the existing TVP service and termination liability charges apply.

Transmittal No. 110

Issued: October 12, 2005

Effective: October 27, 2005

President  
7852 Walker Drive, Greenbelt, Maryland 20770

**ACCESS SERVICE**16. Public Packet Data Network (Cont'd)16.6 High Speed Internet (HSI) Access Service (Cont'd)16.6.2 Rate Regulations (Cont'd)(E) HSI Term and Volume Plan (HSITVP) Rates (Cont'd)

(T)

(4) Rate Changes

The customer may terminate the HSITVP without penalty or liability should the rates increase during the term of the existing TVP, with the exception of rate changes that may occur as a result of FCC presubscription for rate increases.

(T)

(5) Annual Review

Each customer's HSITVP will be reviewed annually. The customer will be notified as to the status of the TVP if the in-service quantity of HSI Access Services falls below the minimum volume commitment. An allowance of up to 3% will be considered as still having met the volume commitment. Where the customer has less than the volume commitment quantity for a specified discount, charges will be assessed.

(T)

If the total number of HSI Access Services in service qualifies the customer for a different TVP rate, the customer will have the option of increasing the commitment quantity for the remainder of the plan.

(6) HSITVP Conditions

(T)

After enrolling in the plan, the customer may delete or add HSI Access Services rated at the specified term period/threshold level rate at any time during the plan.

Transmittal No. 110

**ACCESS SERVICE**16. Public Packet Data Network (Cont'd)16.6 High Speed Internet (HSI) Access Service (Cont'd)16.6. Rate Regulations (Cont'd)(E) HSI Term and Volume Plan (HSITVP) Rates (Cont'd)

(T)

(7) Shortfall Charges for Failing To Meet Commitment

At the annual review, if the total volume in service does not meet the volume commitment, a payment equal to the difference between the HSITVP rate and the highest rate that would have been charged for services not under the TVP plan plus 10% will be assessed. The payment will be calculated using the prorated HSI Access Service aggregation quantity at the time of the review. The customer may choose to increase the volume commitment within 30 days after enrollment to the TVP and continue the TVP arrangement or choose to be billed on a going forward basis under either a different TVP or under the month-to-month rates. If after 30 days, the TVP volume levels are not met, the TVP will be automatically changed to the standard month-to-month rates.

(T)

(8) Termination Liability

When a HSITVP service is discontinued prior to the end of the commitment period, termination liability charges will apply, as set forth below, based on the remainder of the TVP period in effect at the time of disconnect.

(T)

One Year TVP – Prorated payment based on the HSI Access Service Level Package mix times the number of remaining months of the first year's recurring charges.

Two Year TVP – Prorated payment based on the HSI Access Service Level Package mix times the number of remaining months of the first and second year's recurring charges.

Three Year TVP – Prorated payment based on the HSI Access Service Level Package mix times the number of remaining months of the first, second and third year's recurring charges.

Transmittal No. 110

**ACCESS SERVICE**16. Public Packet Data Network (Cont'd)16.6 High Speed Internet (HSI) Access Service (Cont'd)16.6. Rate Regulations (Cont'd)(F) HSI Term Pricing Arrangement (HSITPA) Rates

(N)

(1) Description

The HSI Term Pricing Arrangement (HSITPA) provides the customer with reduced rates based on a term commitment of one year and payment of a single HSITPA Monthly Charge in addition to the charges for each individual HSI Access Service line. An Access Order Charge applies for each order to establish the initial HSITPA.

When the customer subscribes to a HSITPA, all HSI Access Service arrangement lines currently provided by the Telephone Company will be billed at the rates and charges specified in Section 17.4, following, for the length of the term commitment. In addition to the charge for each HSI arrangement connected to an end user customer, the customer will be billed the single HSITPA Monthly Charge specified in Section 17.4, following.

If the Telephone Company decreases the rates specified in Section 17.4, following, during the term of a commitment period, the decreased rates will automatically be applied for the remainder of the current commitment period.

At the end of the HSITPA term,, the customer may elect to establish a new HSITPA term commitment, convert to Monthly Rates Without Discount or HSI Term and Volume Plan (HSITVP) rates or discontinue service. If the customer does not make an election by the end of the HSITPA term, the rates for all HSI arrangement lines will automatically be converted to Monthly Rates Without Discount. An Access Order Charge will not apply to any election made by the customer at the end of the HSITP term. An HSITP is subject to payment for early termination as described in (4), following.

(N)

Transmittal No. 110

**ACCESS SERVICE**16. Public Packet Data Network (Cont'd)16.6 High Speed Internet (HSI) Access Service (Cont'd)16.6. Rate Regulations (Cont'd)(F) (F) HSI Term Pricing Arrangement (HSITPA) Rates (Cont'd)

(N)

(2) Upgrades in HSITPA

A customer may terminate a HSITPA without the application of a termination liability charge when the customer replaces its original HSITPA commitment with a new HSITPA commitment provided the pricing option of the new HSITPA commitment is equal to or greater than the pricing option of the original HSITPA commitment. An Access Order Charge will not apply when the customer replaces an existing HSITPA commitment with a new HSITPA commitment under this provision.

(3) Termination Without Liability

A customer may terminate a HSITPA commitment without the application of a termination liability charge if the Telephone Company increases the HSITPA monthly rates described in Section 17.4. following, during the term of the existing commitment. The customer has 90 days following such rate increase to notify the Telephone Company in writing of its intent to terminate its HSITPA under this section; otherwise, the increased rates will apply for the remainder of the commitment period.

(N)

Transmittal No. 110

Issued: October 12, 2005

Effective: October 27, 2005

President  
7852 Walker Drive, Greenbelt, Maryland 20770

**ACCESS SERVICE**16. Public Packet Data Network (Cont'd)16.6 High Speed Internet (HSI) Access Service (Cont'd)16.6. Rate Regulations (Cont'd)(F) HSI Term Pricing Arrangement (HSITPA) Rates

(N)

(4) Termination with Liability

If the customer elects to terminate its HSITPA commitment prior to the end of the commitment period for any reason other than specified in (2) or (3), preceding, a termination liability charge will apply. For each HSITPA commitment terminated prior to the end of the commitment period, the Telephone Company will bill the customer a charge equal to the HSITPA Monthly Charge for its selected pricing option as specified in Section 17.4, following, multiplied by the number of months remaining in the commitment period.

HSI Monthly Rates Without Discount as described in Section 17.4, following, will apply to all in-service HSI Access Service arrangement lines following the early termination of a HSITPA term commitment.

(N)

Transmittal No. 110



**ACCESS SERVICE**16. Public Packet Data Network (Cont'd)16.7 Asynchronous Transfer Mode Cell Relay Access Service (ATM-CRS)

Telephone Companies providing Asynchronous Transfer Mode Cell Relay Access Service under this Section are indicated in the following table.

Carrier	SAC	Ports	DSL Access Service Connection	VPs	VCC	Inverse Multi-plexing	Term Discount
Atlantic Telephone Membership Corporation (NC)	230468	X	X	X	X	X	
Home Telephone ILEC, LLC d/b/a Home Telecom (SC)	240527						
Horry Telephone Coop. (SC)	240528	X		X			
Mt. Horeb Telephone Co. (WI)	330916						
TDS Telecom Companies –Group A <sup>(1)</sup>		X	X	X	X		
Camden Tel. and Telegraph Company, Inc. d/b/a TDS Telecom <sup>(1)</sup>	220351	X	X	X	X		
Mt. Vernon Telephone Company d/b/a TDS Telecom <sup>(1)</sup>	330917	X	X	X	X		
Oklahoma Communication Systems, LLC d/b/a TDS Telecom <sup>(1)</sup>	431984	X	X	X	X		
Tennessee Telephone Company d/b/a TDS Telecom <sup>(1)</sup>	290575	X	X	X	X		
Chesnee Telephone Company, Inc. d/b/a Chesnee Communications	240515	X	X	X	X		
Gearheart Communications Company, Inc. d/b/a Coalfields Telephone Company	260408	X	X	X	X		
Skyline Telephone Membership Corp.	230501	X	X	X	X		
Yadkin Valley Telephone Membership Corporation	230511	X	X	X	X		
Livingston Telephone Company	442107	X	X	X	X		X

(T)

(1) TDS Telecom Companies-Group A rates for four issuing carriers are pooled and listed under “TDS Telecom Companies-Group A” in Section 17.

Transmittal No. 214

Issued: March 16, 2018

Effective: April 1, 2018

President  
7852 Walker Drive, Greenbelt, Maryland 20770

**ACCESS SERVICE****16. Public Packet Data Network (Cont'd)****16.7 Asynchronous Transfer Mode Cell Relay Access Service (ATM-CRS)**

Telephone Companies providing Asynchronous Transfer Mode Cell Relay Access Service under this Section are indicated in the following table.

Carrier	SAC	Ports	DSL Access Service Connection	VPs	VCC	Inverse Multi-plexing	Term Discount
TDS Telecom Companies-Group B <sup>(1)</sup>							
Arvig Telephone Company d/b/a TDS Telecom <sup>(1)</sup>	361350	X	X	X	X		
Badger Telecom, LLC d/b/a TDS Telecom <sup>(1)</sup>	330844	X	X	X	X		
Blue Ridge Telephone Company d/b/a TDS Telecom <sup>(1)</sup>	220346	X	X	X	X		
Bridge Water Telephone Company d/b/a TDS Telecom <sup>(1)</sup>	361362	X	X	X	X		
Central State Telephone Company, LLC d/b/a TDS Telecom <sup>(1)</sup>	330859	X	X	X	X		
Concord Telephone Exchange, Inc. d/b/a TDS Telecom <sup>(1)</sup>	290559	X	X	X	X		
Mid-Plains Telephone Company, LLC d/b/a TDS Telecom <sup>(1)</sup>	330881	X	X	X	X		
Mid-State Telephone Company d/b/a TDS Telecom <sup>(1)</sup>	361433	X	X	X	X		
Nelson-Ball Ground Telephone Company d/b/a TDS Telecom <sup>(1)</sup>	220375	X	X	X	X		
Quincy Telephone Company d/b/a TDS Telecom <sup>(1)</sup>	210338	X	X	X	X		
Quincy Telephone Company d/b/a TDS Telecom <sup>(1)</sup>	220338	X	X	X	X		
Stockbridge & Sherwood Telephone Company d/b/a TDS Telecom <sup>(1)</sup>	330954	X	X	X	X		
Strasburg Telephone Company d/b/a TDS Telecom <sup>(1)</sup>	462207	X	X	X	X		
Tellico Telephone Company, Inc. d/b/a TDS Telecom <sup>(1)</sup>	290578	X	X	X	X		
UTELCO, LLC d/b/a TDS Telecom <sup>(1)</sup>	330963	X	X	X	X		

(N)

(N)

(1) TDS Telecom Companies-Group B rates for 15 issuing carriers are pooled and listed under "TDS Telecom Companies-Group B" in Section 17.

(N)

(N)

Transmittal No. 181

Issued: June 16, 2014

Effective: July 1, 2014

President  
7852 Walker Drive, Greenbelt, Maryland 20770

**ACCESS SERVICE**16. Public Packet Data Network (Cont'd)16.7 Asynchronous Transfer Mode Cell Relay Access Service (ATM-CRS)

Telephone Companies providing Asynchronous Transfer Mode Cell Relay Access Service under this Section are indicated in the following table.

Carrier	SAC	Ports	DSL Access Service Connection	VPs	VCC	Inverse Multi-plexing	Term Discount	
Bixby Telephone Company	431969	X	X	X	X			(N)
Ellijay Telephone Company	220360	X	X	X	X			
Brindlee Mountain Telephone LLC	250283	X	X	X	X			
Otelco Telephone LLC	250312	X	X	X	X			(N)

Transmittal No. 181

Issued: June 16, 2014

Effective: July 1, 2014

President  
7852 Walker Drive, Greenbelt, Maryland 20770

**ACCESS SERVICE**16. Public Packet Data Network (Cont'd)16.7 Asynchronous Transfer Mode Cell Relay Access Service (ATM-CRS)

Telephone Companies providing Asynchronous Transfer Mode Cell Relay Access Service under this Section are indicated in the following table.

Carrier	SAC	Ports	DSL Access Service Connection	VPs	VCC	Inverse Multi-plexing	Term Discount
TDS Telecom Companies-Group C <sup>(1)</sup>							
Butler Telephone Company, Inc. d/b/a TDS Telecom <sup>(1)</sup>	250284	X	X	X	X		
Communications Corporation of Indiana d/b/a TDS Telecom <sup>(1)</sup>	320776	X	X	X	X		
Kearsarge Telephone Company d/b/a TDS Telecom <sup>(1)</sup>	120045	X	X	X	X		
MCTA, Inc. d/b/a TDS Telecom <sup>(1)</sup>	123321	X	X	X	X		
Merrimack County Telephone Company d/b/a TDS Telecom <sup>(1)</sup>	120047	X	X	X	X		
Peoples Telephone Company, Inc. d/b/a TDS Telecom <sup>(1)</sup>	250314	X	X	X	X		
Somerset Telephone Company d/b/a TDS Telecom <sup>(1)</sup>	100024	X	X	X	X		
Southwestern Telephone Company d/b/a TDS Telecom <sup>(1)</sup>	452174	X	X	X	X		
Williston Telephone Company d/b/a TDS Telecom <sup>(1)</sup>	240551	X	X	X	X		
TDS Telecom Companies-Group D <sup>(2)</sup>							
Amelia Telephone Corporation d/b/a TDS Telecom <sup>(2)</sup>	190217	X	X	X	X		
Arizona Telephone Company d/b/a TDS Telecom <sup>(2)</sup>	452171	X	X	X	X		
Delta County Tele-Comm, Inc. d/b/a TDS Telecom <sup>(2)</sup>	462184	X	X	X	X		

(1) TDS Telecom Companies-Group C rates for 9 issuing carriers are pooled and listed under "TDS Telecom Companies-Group C" in Section 17.

(2) TDS Telecom Companies-Group D rates for 12 issuing carriers are pooled and listed under "TDS Telecom Companies-Group D" in Section 17.

Transmittal No. 190

Issued: June 16, 2015

Effective: July 1, 2015

President  
7852 Walker Drive, Greenbelt, Maryland 20770

(N)

(N)

**ACCESS SERVICE**16. Public Packet Data Network (Cont'd)16.7 Asynchronous Transfer Mode Cell Relay Access Service (ATM-CRS)

Telephone Companies providing Asynchronous Transfer Mode Cell Relay Access Service under this Section are indicated in the following table.

Carrier	SAC	Ports	DSL Access Service Connection	VPs	VCC	Inverse Multi-plexing	Term Discount
TDS Telecom Companies-Group D (Cont'd) <sup>(1)</sup>							
Leslie County Telephone Company d/b/a TDS Telecom <sup>(1)</sup>	260411	X	X	X	X		
Midway Telephone Company, LLC d/b/a TDS Telecom <sup>(1)</sup>	330909	X	X	X	X		
Riverside Telecom, LLC, LLC d/b/a TDS Telecom <sup>(1)</sup>	330943	X	X	X	X		
Tipton Telephone Company, Inc. d/b/a TDS Telecom <sup>(1)</sup>	320829	X	X	X	X		
Tri-County Telephone Company, Inc. d/b/a TDS Telecom <sup>(1)</sup>	320830	X	X	X	X		
Union Telephone Company d/b/a TDS Telecom <sup>(1)</sup>	120049	X	X	X	X		
Virginia Telephone Company d/b/a TDS Telecom <sup>(1)</sup>	190253	X	X	X	X		
Waunakee Telephone Company, LLC d/b/a TDS Telecom <sup>(1)</sup>	330968	X	X	X	X		
Wilton Telephone Company, Inc. d/b/a TDS Telecom <sup>(1)</sup>	120050	X	X	X	X		
Saco River Telephone LLC	100022	X	X	X	X		

(1) TDS Telecom Companies-Group D rates for 12 issuing carriers are pooled and listed under "TDS Telecom Companies-Group D" in Section 17.

Transmittal No. 190

Issued: June 16, 2015

Effective: July 1, 2015

President  
7852 Walker Drive, Greenbelt, Maryland 20770

**ACCESS SERVICE**16. Public Packet Data Network (Cont'd)16.7 Asynchronous Transfer Mode Cell Relay Access Service (ATM-CRS)

Telephone Companies providing Asynchronous Transfer Mode Cell Relay Access Service under this Section are indicated in the following table.

Carrier	SAC	Ports	DSL Access Service Connection	VPs	VCC	Inverse Multi-plexing	Term Discount
Hancock Rural Telephone Corporation d/b/a NineStar Connect	320775	X	X	X	X		
Piedmont Rural Telephone Cooperative, Inc.	240538	X	X	X	X		
Ringgold Telephone Company	220382	X	X	X	X		
Star Telephone Membership Corp.	230502	X	X	X	X		
Winnebago Cooperative Telecom Association	351337	X	X	X	X		
Winnebago Cooperative Telecom Association	361337	X	X	X	X		
Totah Communications, Inc.	432030	X	X	X	X		
Totah Communications, Inc.	412030	X	X	X	X		
Pine Telephone Company	432017	X	X	X	X		
Moundridge Telephone Company	411808	X	X	X	X		
The Pioneer Telephone Association, Inc. d/b/a Pioneer Communications	411817	X	X	X	X		
Arkwest Communications, Inc.	401734	X	X	X	X		
Blackfoot Telephone Cooperative, Inc.	482235 483308	X	X	X	X		
Chazy & Westport Telephone Corporation	150079	X	X	X	X		
ComSouth Telecommunications, Inc.	220369	X	X	X	X		
Consolidated Telecom, Inc.	371562	X	X	X	X		
Consolidated Telephone Company	371532	X	X	X	X		
Curtis Telephone Company	371536	X	X	X	X		
Cross Tel. Co.	431985	X	X	X	X		

(N)

(N)

Transmittal No. 208

Issued: June 16, 2017

Effective: July 1, 2017

President  
7852 Walker Drive, Greenbelt, Maryland 20770

**ACCESS SERVICE**16. Public Packet Data Network (Cont'd)16.7 Asynchronous Transfer Mode Cell Relay Access Service (ATM-CRS)

Telephone Companies providing Asynchronous Transfer Mode Cell Relay Access Service under this Section are indicated in the following table.

Carrier	SAC	Ports	DSL Access Service Connection	VPs	VCC	Inverse Multi-plexing	Term Discount
Eastex Telephone Cooperative, Inc.	442068	X	X	X	X		
Fremont Telcom Co.	472222	X	X	X	X		
Grand River Mutual Telephone Company-IA	351888	X	X	X	X		
Grand River Mutual Telephone Company-MO	421888	X	X	X	X		
Highland Telephone Cooperative	190237	X	X	X	X		
Industry Telephone Company	442093	X	X	X	X		
Lumos Telephone of Botetourt, Inc.	190249	X	X	X	X		
Mark Twain Rural Telephone Company	421914	X	X	X	X		
Mid-Plains Rural Tel. Coop., Inc.	442112	X	X	X	X		
Pineland Telephone Cooperative, Inc.	220377	X	X	X	X		
Twin Lakes Telephone Cooperative Corp.	290579	X	X	X	X		
Wilkes Telephone & Electric Company, Inc.	220394	X	X	X	X		
Bruce Telephone Company, Inc.	280447	X	X	X	X		
Chickamauga Telephone Corporation	220354	X	X	X	X		
Fulton Telephone Company, Inc.	280455	X	X	X	X		
Mound Bayou Telephone & Communications, Inc.	280462	X	X	X	X		

(N)

(N)

Transmittal No. 208

Issued: June 16, 2017

President  
7852 Walker Drive, Greenbelt, Maryland 20770

f  
Effective: July 1, 2017

**ACCESS SERVICE**16. Public Packet Data Network (Cont'd)16.7 Asynchronous Transfer Mode Cell Relay Access Service (ATM-CRS)

Telephone Companies providing Asynchronous Transfer Mode Cell Relay Access Service under this Section are indicated in the following table.

Carrier	SAC	Ports	DSL Access Service Connection	VPs	VCC	Inverse Multi-plexing	Term Discount
Blountsville Telephone LLC	250282	X	X	X	X		
Granby Telephone LLC	110036	X	X	X	X		
Hopper Telecommunications LLC	250300	X	X	X	X		
Mid-Maine Telecom LLC	103315	X	X	X	X		
Otelco Mid-Missouri LLC	421917	X	X	X	X		
Pine Tree Telephone LLC	100020	X	X	X	X		
Shoreham Telephone LLC	140064	X	X	X	X		
War Telephone LLC	200258	X	X	X	X		
Mutual Telephone Company	351252	X	X	X	X		
Northern Iowa Telephone Company	351259	X	X	X	X		
Webb-Dickens Telephone Corporation	351327	X	X	X	X		
Smithville Telephone Company, Inc.	280467	X	X	X	X		
Tri-County Telephone Company, Inc.	401726	X	X	X	X		

(N)

(N)

Transmittal No. 208

Issued: June 16, 2017

Effective: July 1, 2017

President  
7852 Walker Drive, Greenbelt, Maryland 20770



**ACCESS SERVICE****16. Public Packet Data Network (Cont'd)****16.7 Asynchronous Transfer Mode Cell Relay Access Service (ATM-CRS)**

Telephone Companies providing Asynchronous Transfer Mode Cell Relay Access Service under this Section are indicated in the following table.

<b>Carrier</b>	<b>SAC</b>	<b>Ports</b>	<b>DSL Access Service Connection</b>	<b>VPs</b>	<b>VCC</b>	<b>Inverse Multi-plexing</b>	<b>Term Discount</b>
TDS Telecom Companies-Group E <sup>(1)</sup>							
Communication Corporation of Michigan <sup>(1)</sup>	310672	X	X	X	X		
Deposit Telephone Company, Inc. <sup>(1)</sup>	150098	X	X	X	X		
Hampden Telephone Company <sup>(1)</sup>	100010	X	X	X	X		
Hartland and St. Albans Telephone Company <sup>(1)</sup>	100011	X	X	X	X		
Hornitos Telephone Co. <sup>(1)</sup>	542322	X	X	X	X		
Ludlow Telephone Company <sup>(1)</sup>	140058	X	X	X	X		
McClellanville Telephone Company, Inc. <sup>(1)</sup>	240533	X	X	X	X		
New Castle Telephone Company <sup>(1)</sup>	193029	X	X	X	X		
Port Byron Telephone Company <sup>(1)</sup>	150118	X	X	X	X		
Southeast Mississippi Telephone Company, Inc. <sup>(1)</sup>	283301	X	X	X	X		
St. Stephen Telephone Company <sup>(1)</sup>	240544	X	X	X	X		
Sugar Valley Telephone Company <sup>(1)</sup>	170206	X	X	X	X		
Vernon Telephone Company, Inc. <sup>(1)</sup>	150133	X	X	X	X		
Warren Telephone Company <sup>(1)</sup>	100031	X	X	X	X		
Winterhaven Telephone Company <sup>(1)</sup>	542323	X	X	X	X		

(1) TDS Telecom Companies-Group E rates for four issuing carriers are pooled and listed under "TDS Telecom Companies-Group E" in Section 17.

Transmittal No. 208

Issued: June 16, 2017

Effective: July 1, 2017

President  
7852 Walker Drive, Greenbelt, Maryland 20770

**ACCESS SERVICE****16. Public Packet Data Network (Cont'd)****16.7 Asynchronous Transfer Mode Cell Relay Access Service (ATM-CRS)**

Telephone Companies providing Asynchronous Transfer Mode Cell Relay Access Service under this Section are indicated in the following table.

<b>Carrier</b>	<b>SAC</b>	<b>Ports</b>	<b>DSL Access Service Connection</b>	<b>VPs</b>	<b>VCC</b>	<b>Inverse Multi-plexing</b>	<b>Term Discount</b>
TDS Telecom Companies-Group F <sup>(1)</sup>							
Asotin Telephone Company (OR) <sup>(1)</sup>	532404	X	X	X	X		
Asotin Telephone Company (WA) <sup>(1)</sup>	522404	X	X	X	X		
Calhoun City Telephone Company, Inc. <sup>(1)</sup>	280448	X	X	X	X		
Chatham Telephone Company <sup>(1)</sup>	310685	X	X	X	X		
Communications Corporation of Southern Indiana <sup>(1)</sup>	320809	X	X	X	X		
Dickeyville Telephone, LLC <sup>(1)</sup>	330875	X	X	X	X		
EastCoast Telecom of Wisconsin, LLC <sup>(1)</sup>	330914	X	X	X	X		
Edwards Telephone Company, Inc. <sup>(1)</sup>	150092	X	X	X	X		
Home Telephone Company, Inc. <sup>(1)</sup>	320778	X	X	X	X		
Humphreys County Telephone Company <sup>(1)</sup>	290566	X	X	X	X		
Mid-America Telephone, Inc. <sup>(1)</sup>	432010	X	X	X	X		
Myrtle Telephone Company, Inc. <sup>(1)</sup>	287449	X	X	X	X		
Potlatch Telephone Company <sup>(1)</sup>	472230	X	X	X	X		
Shiawassee Telephone Company <sup>(1)</sup>	310726	X	X	X	X		
Tenney Telephone Company, LLC <sup>(1)</sup>	330958	X	X	X	X		
The Farmers Telephone Company, LLC <sup>(1)</sup>	330880	X	X	X	X		
Wolverine Telephone Company <sup>(1)</sup>	310738	X	X	X	X		

(1) TDS Telecom Companies-Group F rates for four issuing carriers are pooled and listed under "TDS Telecom Companies-Group F" in Section 17.

Transmittal No. 208

Issued: June 16, 2017

Effective: July 1, 2017

President  
7852 Walker Drive, Greenbelt, Maryland 20770

**ACCESS SERVICE****16. Public Packet Data Network (Cont'd)****16.7 Asynchronous Transfer Mode Cell Relay Access Service (ATM-CRS)**

Telephone Companies providing Asynchronous Transfer Mode Cell Relay Access Service under this Section are indicated in the following table.

<b>Carrier</b>	<b>SAC</b>	<b>Ports</b>	<b>DSL Access Service Connection</b>	<b>VPs</b>	<b>VCC</b>	<b>Inverse Multi-plexing</b>	<b>Term Discount</b>
TDS Telecom Companies-Group G <sup>(1)</sup>							
Arcadia Telephone Company <sup>(1)</sup>	300585	X	X	X	X		
Black Earth Telephone Company, LLC <sup>(1)</sup>	330849	X	X	X	X		
Bonduel Telephone Company, LLC <sup>(1)</sup>	330851	X	X	X	X		
Burlington, Brighton and Wheatland Telephone Company <sup>(1)</sup>	330856	X	X	X	X		
Camden Telephone Company, Inc. <sup>(1)</sup>	320744	X	X	X	X		
Cobbosseecontee Telephone Company <sup>(1)</sup>	100005	X	X	X	X		
Continental Telephone Company <sup>(1)</sup>	300607	X	X	X	X		
Grantland Telecom, LLC <sup>(1)</sup>	330930	X	X	X	X		
Happy Valley Telephone Company <sup>(1)</sup>	542321	X	X	X	X		
Island Telephone Company <sup>(1)</sup>	310677	X	X	X	X		
Lewis River Telephone Company, Inc. <sup>(1)</sup>	522427	X	X	X	X		
Lewisport Telephone Company <sup>(1)</sup>	260412	X	X	X	X		
Little Miami Communications Corporation <sup>(1)</sup>	300613	X	X	X	X		
Mahanoy and Mahantango Telephone Company <sup>(1)</sup>	170183	X	X	X	X		
McDaniel Telephone Company <sup>(1)</sup>	522430	X	X	X	X		

(1) TDS Telecom Companies-Group G rates for four issuing carriers are pooled and listed under "TDS Telecom Companies-Group G" in Section 17.

Transmittal No. 208

Issued: June 16, 2017

Effective: July 1, 2017

President  
7852 Walker Drive, Greenbelt, Maryland 20770

**ACCESS SERVICE**16. Public Packet Data Network (Cont'd)16.7 Asynchronous Transfer Mode Cell Relay Access Service (ATM-CRS)

Telephone Companies providing Asynchronous Transfer Mode Cell Relay Access Service under this Section are indicated in the following table.

Carrier	SAC	Ports	DSL Access Service Connection	VPs	VCC	Inverse Multi-plexing	Term Discount
TDS Telecom Companies-Group G <sup>(1)</sup> (Cont'd)							
Mosinee Telephone Company LLC <sup>(1)</sup>	330915	X	X	X	X		
Northfield Telephone Company <sup>(1)</sup>	140061	X	X	X	X		
Oakwood Telephone Company <sup>(1)</sup>	300645	X	X	X	X		
Vernon Telephone Company, Inc. – Oriskany Falls <sup>(1)</sup>	150114	X	X	X	X		
Perkinsville Telephone Company, Inc. <sup>(1)</sup>	140062	X	X	X	X		
Salem Telephone Company <sup>(1)</sup>	260417	X	X	X	X		
Scandinavia Telephone Company, LLC <sup>(1)</sup>	330945	X	X	X	X		
Southeast Telephone Co. of Wisconsin, LLC <sup>(1)</sup>	330952	X	X	X	X		
The Home Telephone Company of Pittsboro, Inc. <sup>(1)</sup>	320777	X	X	X	X		
The Island Telephone Company <sup>(1)</sup>	100007	X	X	X	X		
The Merchant and Farmers Telephone Company <sup>(1)</sup>	320788	X	X	X	X		
The State Long Distance Telephone Company, LLC <sup>(1)</sup>	330955	X	X	X	X		
The West Penobscot Telephone and Telegraph Company <sup>(1)</sup>	100034	X	X	X	X		
Township Telephone Company, Inc. <sup>(1)</sup>	150129	X	X	X	X		
Winsted Telephone Company <sup>(1)</sup>	361507	X	X	X	X		

(T)

(1) TDS Telecom Companies-Group G rates for four issuing carriers are pooled and listed under “TDS Telecom Companies-Group G” in Section 17.

Transmittal No. 214

Issued: March 16, 2018

Effective: April 1, 2018

President  
7852 Walker Drive, Greenbelt, Maryland 20770

**ACCESS SERVICE**16. Public Packet Data Network (Cont'd)16.7 Asynchronous Transfer Mode Cell Relay Access Service (ATM-CRS) (Cont'd)16.7.1 General

Asynchronous Transfer Mode Cell Relay Access Service (ATM-CRS) is a connection-oriented transport service that is based on Asynchronous Transfer Mode (ATM) technology using fixed length, 53-byte cells. ATM cells generated by ATM-compatible customer premises equipment (CPE) are transmitted through the Telephone Company's ATM-CRS network to a pre-specified destination.

ATM-CRS provides customers requiring high-speed data transport for bandwidth intensive data, voice or video applications with the ability to interconnect multiple locations using the Telephone Company's ATM-CRS network. The customer may use ATM-CRS to interconnect its customer designated premises (CDPs) served by the Telephone Company's ATM-CRS network, to interconnect its local area network (LAN) to the Telephone Company's ATM-CRS network and/or to interconnect its CDPs to an ATM network located outside of the Telephone Company's serving territory.

16.7.2 Service Description

ATM-CRS is provided using a combination of Ports, Virtual Paths and Virtual Circuit Channels. An ATM-CRS Port is required to provide the interface into the Telephone Company's ATM-CRS network. A Virtual Path (VP) is required to establish a transmission path between any two ATM-CRS Ports. Virtual Circuit Channels (VCCs) may be ordered from the Telephone Company to establish a communications path between any two CDPs or established by the customer using its own equipment.

Service is provided, where available, between CDPs and designated Telephone Company Serving Wire Centers (SWCs). ATM-CRS will be furnished where suitable facilities exist as determined by the Telephone Company. The Telephone Company will identify its ATM-CRS equipped Serving Wire Centers in the NATIONAL EXCHANGE CARRIER ASSOCIATION, INC. Tariff F.C.C. No. 4.

Material currently on this formerly appeared on Original Page 16-61.

Transmittal No. 129

**ACCESS SERVICE**16. Public Packet Data Network (Cont'd)16.7 Asynchronous Transfer Mode Cell Relay Access Service (ATM-CRS)16.7.2 Service Description (Cont'd)

For the Telephone Companies under this section, as indicated on Page 16-61, rates and charges for ATM-CRS are specified in the respective Telephone Company Section 17.4, following. The application of rates and charges for ATM-CRS is described later in this section.

(C)  
(C)16.7.3 Obligations of the Customer

In addition to the regulations described in other sections of this tariff, the following provisions apply to ATM-CRS:

- (A) The customer is responsible for providing the Telephone Company with the necessary information to provision ATM-CRS as specified in Section 5.2 Ordering Requirements, preceding.
- (B) The customer is responsible for providing and maintaining all required customer premises equipment (CPE), which is compatible with ATM-CRS and complies with the standards specified in the following publications: The ATM Forum Technical Committee ATM User-Network Interface (UNI) Signaling Specification (Version 4.0), Private Network-Network Interface Specification (Version 1.0) and BISDN Inter Carrier Interface (B-ICI) Specification (Version 2.0). A customer ordering Ethernet-based ATM-CRS Ports is also responsible for ensuring that its CPE complies with the standards specified in Technical Reference IEEE Std. 802.3, Part 3, Clause 15 for 10BASE-F, Clause 26 for 100BASE-F and Clauses 34 through 38 for 1000BASE-X connections. A customer ordering the ATM-CRS Port Internet Protocol (IP) Function is also responsible for ensuring that its CPE hands off IP packets to the Telephone Company's ATM-CRS network in a format that complies with the standards specified in the Internet Engineering Task Force Request For Comments (RFC) 791 entitled "INTERNET PROTOCOL, DARPA Internet Program Protocol Specification" (September 1981) and RFC 1483 entitled "Multiprotocol Encapsulation over ATM Adaptation Layer 5" (July 1993).

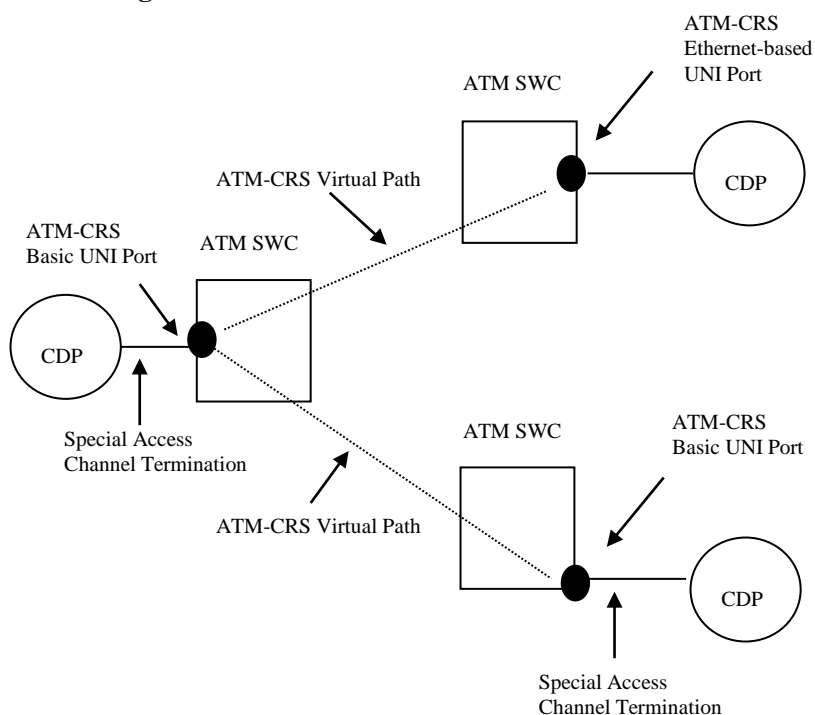
16.7.4 Rate Regulations

This section contains the regulations governing the rates and charges that apply for ATM-CRS. Regulations governing the rates and charges for Special Access Service or other Public Packet Data Network Service provided under this tariff used in conjunction with ATM-CRS are as specified in the respective service's section of this tariff.

Transmittal No. 129

**ACCESS SERVICE**16. Public Packet Data Network (Cont'd)16.7 Asynchronous Transfer Mode Cell Relay Access Service (ATM-CRS)16.7.4 Rate Regulations (Cont'd)

The following diagrams depict generic views of the components of ATM-CRS. In the first figure, all of the customer's CDPs are served by ATM-CRS equipped SWCs. The ATM-CRS customer orders the applicable ATM-CRS components pursuant to the provisions specified in this section and the applicable Special Access Service components pursuant to the provisions specified in Section 7, preceding.

**Figure 1**

## ACCESS SERVICE

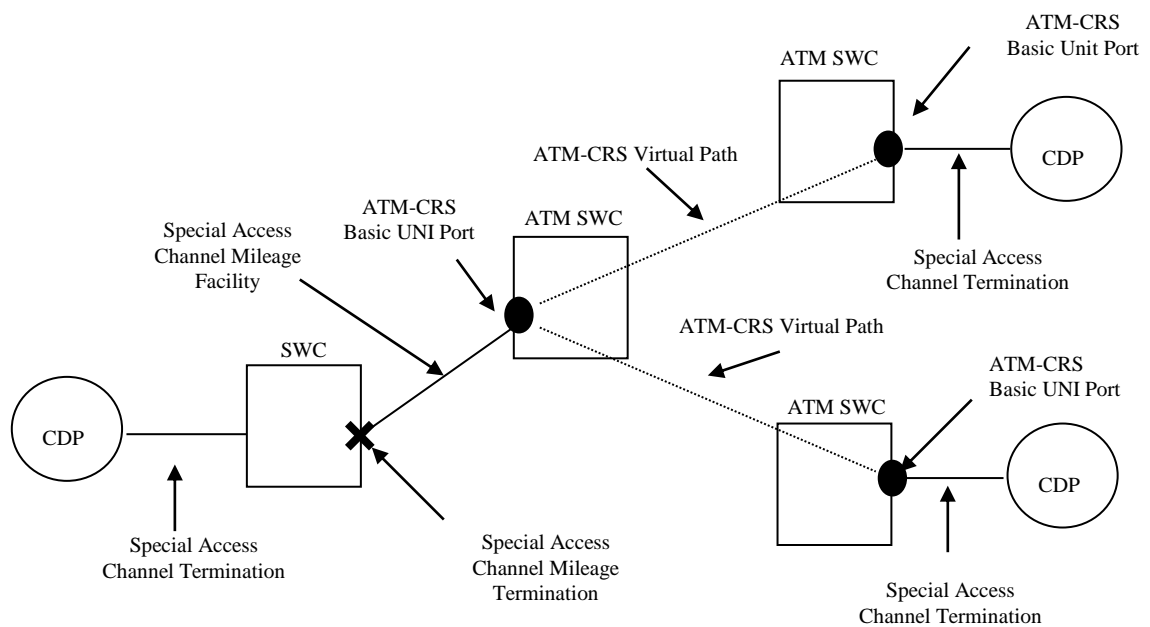
16. Public Packet Data Network (Cont'd)

## 16.7 Asynchronous Transfer Mode Cell Relay Access Service (ATM-CRS)

#### 16.7.4 Rate Regulations (Cont'd)

In the second figure, one of the customer's CDPs is not served by an ATM-CRS equipped SWC. The ATM-CRS customer orders the applicable ATM-CRS components pursuant to the provisions specified in this section and the applicable Special Access Service components pursuant to the provisions specified in Section 7, preceding.

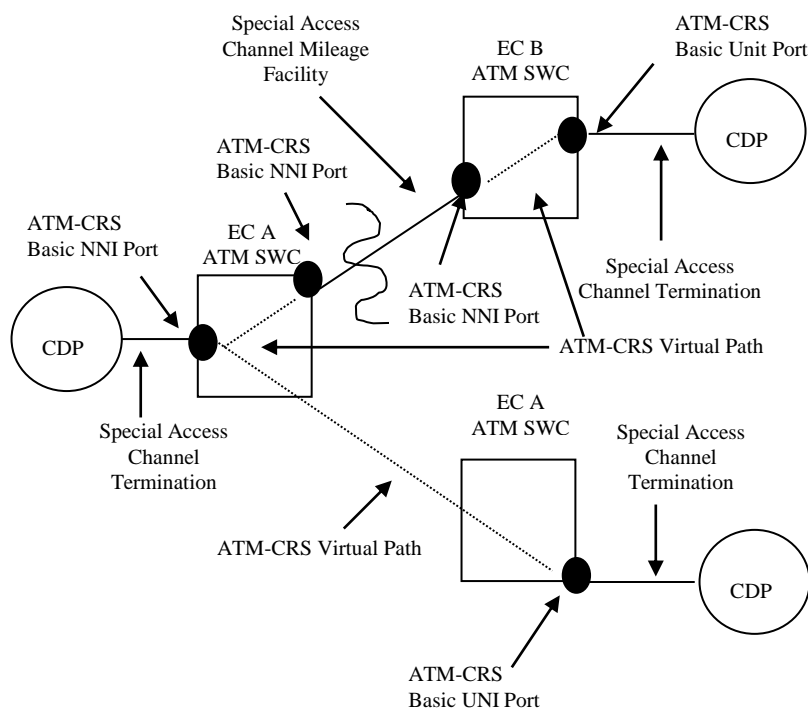
### Figure 2





**ACCESS SERVICE**16. Public Packet Data Network (Cont'd)16.7 Asynchronous Transfer Mode Cell Relay Access Service (ATM-CRS)16.7.4 Rate Regulations (Cont'd)

In the third figure, one of the customer's CDPs is served by another telephone company's ATM network. The ATM-CRS customer orders the applicable ATM-CRS components from the Telephone Company pursuant to the provisions specified in this section and the applicable Special Access Service components pursuant to the provisions specified in Section 7, preceding. In addition, the customer will order the applicable ATM and special access services components from the distant telephone company.

**Figure 3**

**ACCESS SERVICE**16. Public Packet Data Network (Cont'd)16.7 Asynchronous Transfer Mode Cell Relay Access Service (ATM-CRS)

(N)

16.7.4 Rate Regulations (Cont'd)(A) Rate Categories

Provision of ATM-CRS Access Service by the Telephone Company is indicated by inclusion of ATM-CRS Access Service rates in the Telephone Company's respective Section 17. In the event the Telephone Company offers some but not all elements of ATM-CRS Access Service, the elements offered by the Telephone Company will be indicated by the inclusion of rates for each element offered in the Telephone Company's respective rate section.

The various ATM-CRS Access Service components are described below.

(1) ATM-CRS Ports

An ATM-CRS Port receives ATM cells from the customer's ATM-compatible CPE, validates the addressing parameters contained in the cell headers, and transmits the cells into the ATM-CRS network. The ATM-CRS Port also receives ATM cells from the Telephone Company's ATM-CRS network or from an ATM network located outside of the Telephone Company's serving territory, validates the addressing parameters contained in the cell headers, and transmits the cells to the pre-designated CDP.

ATM-CRS Ports are available with a User Network Interface (UNI) or a Network to Network Interface (NNI) as described below. Each ATM-CRS Port must be associated with a minimum of one ATM-CRS Virtual Path or DSL Access Service Connection optional function.

Interconnection of the Telephone Company's ATM-CRS network to another ATM network located outside of the Telephone Company's serving territory is provided using ATM-CRS Basic NNI ports and Telephone Company provided Special Access Services.

(N)

**ACCESS SERVICE**16. Public Packet Data Network (Cont'd)16.7 Asynchronous Transfer Mode Cell Relay Access Service (ATM-CRS)16.7.4 Rate Regulations (Cont'd)(A) Rate Categories (Cont'd)(1) ATM-CRS Ports(a) Basic User Network Interface (UNI) Port

Basic UNI Ports provide a port only interface to the Telephone Company's ATM-CRS network and do not include the required transport facility between the CDP and the Telephone Company's SWC at which the basic UNI Port is located. Transport to connect the CDP with the basic UNI Port is provided using Telephone Company provided DS1 or DS3 High Capacity and/or, where available, OC3 or OC12 Synchronous Optical Channel Services as described in Sections 7.10 and 7.11, preceding. Basic UNI Ports are available at bandwidth speeds of 1.544 Mbps, 44.736 Mbps, and, where the Telephone Company offers Synchronous Optical Channel Service, 155.52 Mbps and 622.08 Mbps.

(b) Ethernet-based User Network Interface (UNI) Port

Ethernet-based UNI Ports are used to interconnect the customer's Ethernet compatible CPE with the Telephone Company's ATM-CRS network and include the transport facility between the CDP and the Telephone Company's SWC, provided that the CDP is served by the SWC in which the Ethernet-based UNI Port is located. Where offered, Ethernet-based UNI Ports are available at bandwidth speeds of up to 10 Mbps (i.e., 10BASE-F), up to 100 Mbps (i.e., 100BASE-F) and up to 1 Gbps (i.e., 1000BASE-X).

(N)

(N)

**ACCESS SERVICE**16. Public Packet Data Network (Cont'd)16.7 Asynchronous Transfer Mode Cell Relay Access Service (ATM-CRS)

(N)

16.7.4 Rate Regulations (Cont'd)(A) Rate Categories (Cont'd)(1) ATM-CRS Ports (Cont'd)(c) Basic Network to Network Interface (NNI) Port

Basic NNI Ports provide a port only interface to the Telephone Company's ATM-CRS network and do not include the required transport facility between the CDP and the Telephone Company's SWC at which the basic NNI Port is located. Transport to connect the CDP with the basic NNI Port is provided using Telephone Company provided DS1 or DS3 High Capacity and/or OC3 or OC12 Synchronous Optical Channel Services described in Sections 7.10 and 7.11, preceding. Basic NNI Ports are available at bandwidth speeds of 1.544 Mbps, 44.736 Mbps, 155.52 Mbps and 622.08 Mbps.

(d) Ethernet-based Network to Network Interface (NNI) Port

Ethernet-based NNI Ports are used to interconnect the customer's Ethernet compatible CPE with the Telephone Company's ATM-CRS network and include a fiber only connection between the CDP and the Telephone Company's SWC, provided that the CDP is served by the SWC in which the Ethernet-based NNI Port is located. Ethernet-based NNI Ports are available at bandwidth speeds of up to 10 Mbps (i.e., 10BASE-F), up to 100 Mbps (i.e., 100BASE-F) and up to 1 Gbps (i.e., 1000BASE-X)

Monthly and nonrecurring charges apply for each ATM-CRS Port ordered. (N)

**ACCESS SERVICE**16. Public Packet Data Network (Cont'd)16.7 Asynchronous Transfer Mode Cell Relay Access Service (ATM-CRS)16.7.4 Rate Regulations (Cont'd)(A) Rate Categories (Cont'd)(2) ATM-CRS Virtual Paths

An ATM-CRS Virtual Path (VP) is a predefined, logical circuit established by the Telephone Company that is required to route ATM cells between any two ATM-CRS Ports located within the Telephone Company's ATM-CRS network. VPs may be established between two ATM-CRS UNI Ports, between an ATM-CRS UNI Port and an ATM-CRS NNI Port, or between two ATM-CRS NNI Ports. VPs are available in increments of 1 Mbps. The bandwidth capacity on a VP may not exceed the maximum bandwidth of the associated ATM-CRS Ports. In addition to specifying the bandwidth capacity required on its order, the customer must specify one of the following traffic routing prioritization parameters for each VP ordered.

(a) Constant Bit Rate (CBR)

CBR supports applications that require special network timing and minimal delay to ensure steady data flow of user information through the ATM-CRS network. Examples of applications requiring CBR include voice, some types of video and circuit emulation for higher speed special access services. CBR is the highest priority traffic on the network.

(b) Variable Bit Rate – real time (VBR-rt)

VBR-rt supports applications for which the data flow is bursty and requires low delay variance in ATM cell transmissions. Examples of applications requiring VBR-rt include voice and video.

(N)

(N)

**ACCESS SERVICE**16. Public Packet Data Network (Cont'd)16.7 Asynchronous Transfer Mode Cell Relay Access Service (ATM-CRS)16.7.4 Rate Regulations (Cont'd)(A) Rate Categories (Cont'd)(2) ATM-CRS Virtual Paths (Cont'd)(c) Variable Bit Rate – non real time (VBR-nrt)

VBR-nrt supports applications for which the data flow is bursty and variable delays in ATM cell transmissions can be tolerated. Examples of applications requiring VBR-nrt include file transfer, multimedia and computer aided design/computer aided manufacturing (CAD/CAM).

- (d) Unspecified Bit Rate (UBR) UBR supports applications for which the data flow is bursty and delay tolerant using "best effort" engineering. The Telephone Company will attempt to deliver all ATM cells received on a UBR VP, however, network congestion may result in a loss of ATM cells. Examples of applications requiring UBR include interactive data sessions, file transfers, monitoring and signaling.

Monthly and nonrecurring charges apply for each VP ordered. The monthly recurring charge is comprised of a fixed path charge and a variable bandwidth capacity charge, which is calculated based on the total bandwidth of the VP. For example, where the fixed path rate is \$5.00 and the variable bandwidth rate is \$17.50 per Megabit, the monthly charges for a 145 Mbps VBR-rt path would be \$2,542.50.

(N)

(N)

**ACCESS SERVICE**16. Public Packet Data Network (Cont'd)16.7 Asynchronous Transfer Mode Cell Relay Access Service (ATM-CRS)16.7.4 Rate Regulations (Cont'd)(A) Rate Categories (Cont'd)(3) ATM-CRS Virtual Circuit Channels (VCCs)

An ATM-CRS Virtual Circuit Channel (VCC) is a pre-defined logical circuit used to route ATM cells between any two CDPs served by the Telephone Company's ATM-CRS network. VCCs may be established by the customer using its CPE or by the Telephone Company in its ATM-CRS network via the service order process. Monthly and nonrecurring charges apply for each VCC ordered by the customer. Rates and charges specified in Section 17.4.8(B)(3), following, do not apply to VCCs established by the customer.

(4) Optional Features and Functions(a) DSL Access Service Connection

Where available, ATM-CRS UNI and/or NNI Ports may be equipped with the DSL Access Service Connection function. This function provides for the interconnection of ATM-CRS with ADSL Access Service described in either Section 8.1 or Section 16 preceding and Technical Reference ANSI T1.413-1998, and with SDSL Access Service as described in Section 16.3, preceding, provided by the Telephone Company under this tariff. The function also provides for the interconnection of ATM-CRS with a wireline broadband Internet transmission service provided on a non-tariffed common carrier basis. This optional function allows the ATM-CRS customer to receive ADSL, SDSL and/or wireline broadband Internet transmission service data traffic from and transmit ADSL, SDSL and/or wireline broadband Internet transmission service data traffic to its end user customers using a UBR traffic routing prioritization parameter. It is available only at Telephone Company designated DSL Access Service Connection Point SWCs located within the Telephone Company's serving territory. The speed of the DSL Access Service Connection function ordered by the customer may not exceed the speed of the associated ATM-CRS Port.

(C)

(C)

Transmittal No. 129

**ACCESS SERVICE**16. Public Packet Data Network (Cont'd)16.7 Asynchronous Transfer Mode Cell Relay Access Service (ATM-CRS)16.7.4 Rate Regulations (Cont'd)(A) Rate Categories (Cont'd)(4) Optional Features and Functions (Cont'd)(a) DSL Access Service Connection (Cont'd)

A nonrecurring charge applies per port to equip the ATM-CRS UNI or NNI Port with the DSL Access Service Connection function.

- (i) A customer that requires a VBR-nrt traffic routing prioritization parameter may also order a DSL VCC between its CDP and the premises of its end user customer, provided such end user customer's premises is equipped with ADSL and/or SDSL Access Service provided by the Telephone Company under this tariff as described in Section 8.1, Section 16.2, and 16.3 preceding. Each DSL VCC is available with a maximum bandwidth capacity of 1 Mbps, however, the maximum speed to or from the ADSL and/or SDSL Access Service customer will not exceed the maximum peak speeds for the services as specified in the applicable DSL regulations of this tariff under which the Telephone Company provides DSL Access Service to the customer. The customer is responsible for specifying in its order the premises locations and number of DSL VCCs it wants established to each of its end user customers. Monthly and nonrecurring charges apply to each DSL VCC established by the Telephone Company. The DSL VCC charges apply in addition to the nonrecurring charge for equipping the ATM-CRS UNI or NNI Port with the DSL Access Service Connection function.

(C)  
—  
(C)

Transmittal No. 129

Issued: June 15, 2007

Effective: June 30, 2007

President  
7852 Walker Drive, Greenbelt, Maryland 20770



**ACCESS SERVICE**16. Public Packet Data Network (Cont'd)16.7 Asynchronous Transfer Mode Cell Relay Access Service (ATM-CRS)16.7.4 Rate Regulations (Cont'd)(A) Rate Categories (Cont'd)(4) Optional Features and Functions (Cont'd)(a) DSL Access Service Connection (Cont'd)

- (ii) Where suitable facilities exist, a customer that requires the ability to send high speed multimedia transmissions may also order a MultiMedia VCC (MM-VCC) between its CDP and the premises of its end user customer, provided such end user customer's premises is equipped with ADSL Access Service as described in Section 16.2, preceding. The MM-VCC is available in increments of 1 Mbps, or 4 Mbps. The customer is responsible for specifying in its order the premises locations and the capacity of each MM-VCC.

Transmission speed across the MM-VCC is not guaranteed and may be affected by factors that affect the actual speeds delivered, including the ADSL Access Service customer's distance from the Telephone Company Serving Wire Center, condition of the facilities, and any capacity limitations in the ATM-CRS customer's network design. Monthly and nonrecurring charges apply to each MM-VCC established by the Telephone Company. The MM-VCC charges apply in addition to the nonrecurring charge for equipping the ATM-CRS UNI or NNI Port with the DSL Access Service Connection function.

(C)

**ACCESS SERVICE**16. Public Packet Data Network (Cont'd)16.7 Asynchronous Transfer Mode Cell Relay Access Service (ATM-CRS) (Cont'd)16.7.4 Rate Regulations (Cont'd)(A) Rate Categories (Cont'd)(4) Optional Features and Functions (Cont'd)(a) DSL Access Service Connection (Cont'd)

## (ii) (Cont'd)

When a customer elects to change the bandwidth capacity of an existing MM-VCC or to remove an existing MM-VCC from an associated ADSL Access Service line, the MM-VCC nonrecurring charge specified in Section 17.4 will not apply. In lieu of such charge, the MM-VCC Design Change Charge will apply, as specified in Section 16.7.4, following.

When a customer disconnects a MM-VCC and the associated ADSL Access Service line at the same time, neither the MM-VCC nonrecurring charge or MM-VCC Design Change Charge will apply.

(N)

(N)

**ACCESS SERVICE**16. Public Packet Data Network (Cont'd)

(M)

16.7 Asynchronous Transfer Mode Cell Relay Access Service (ATM-CRS)16.7.4 Rate Regulations (Cont'd)(A) Rate Categories (Cont'd)(4) Optional Features and Functions (Cont'd)(b) ATM-CRS Port Internet Protocol (IP) Function

Where available, ATM-CRS UNI and/or NNI Ports may be equipped with the ATM-CRS Port Internet Protocol (IP) Function. This non-chargeable optional function allows the customer to transmit IP packets, which were formatted by the customer's CPE in conformance with the standards specified in the Internet Engineering Task Force Request For Comments (RFC) 791 entitled "INTERNET PROTOCOL, DARPA Internet Program Protocol Specification" (September 1981) and RFC 1483 entitled "Multiprotocol Encapsulation over ATM Adaptation Layer 5" (July 1993), through the Telephone Company's ATM-CRS network. Monthly and nonrecurring charges do not apply to the ATM-CRS Port IP Function. When this function is installed subsequent to the installation of the ATM-CRS Port or removed from an existing ATM-CRS Port, as specified in Section 17.4.1, following, will apply per order.

(c) Inverse Multiplexing Over ATM (IMA)

Inverse Multiplexing over ATM (IMA) allows a bandwidth option between DS1 (1.544 Mbps) and DS3 (45 Mbps) levels. IMA utilizes 2 to 8 DS1s and bundles them together to create a solid bandwidth increment of 3 Mbps, 4.6 Mbps, 6.1 Mbps, 7.7 Mbps, 9.2 Mbps, 10.7 Mbps or 12.3 Mbps. IMA is available over the following Service Classes Constant Bit Rate (CBR), Variable Bit Rate – non-real time (VBR-nrt) and Unspecified Bit Rate (UBR) as set forth in Section 16.7.4.(2) preceding.

(M)

Material currently found on this page formerly appeared on 1st Revised Page 16-72.1

Transmittal No. 113

**ACCESS SERVICE**16. Public Packet Data Network (Cont'd)16.7 Asynchronous Transfer Mode Cell Relay Access Service (ATM-CRS)16.7.4 Rate Regulations (Cont'd)(A) Rate Categories (Cont'd)(4) Optional Features and Functions (Cont'd)(c) Inverse Multiplexing Over ATM (IMA) (Cont'd)

Where facilities allow, Customers may order IMA at the capacities indicated below. The customer will order and pay for the number of Special Access High Capacity 1.544 Mbps (DS1) Channel Terminations or Channel Mileage Terminations/ Facilities indicated in the table and the IMA Port Charge as specified in Section 17.4.1 following. The ATM Port charges as described above in Section 16.7.4(A)(1) do not apply.

Capacity	Number of Channel Terminations (or Channel Mileage Circuits) Required
3 Mbps	2
4.6 Mbps	3
6.1 Mbps	4
7.7 Mbps	5
9.2 Mbps	6
10.7 Mbps	7
12.3 Mbps	8

(C) (x)

(C) (x)

(B) Types of Rates and Charges

There are two types of rates and charges. They are monthly rates and nonrecurring charges. The rates and charges are described below:

(1) Monthly Rates

Monthly rates are recurring rates that apply each month or fraction thereof that an ATM-CRS service component is provided. For billing purposes, each month is considered to have 30 days.

(x) Filed under authority of Special Permission No. 04-084 of the Federal Communications Commission.

**ACCESS SERVICE**16. Public Packet Data Network (Cont'd)16.7 Asynchronous Transfer Mode Cell Relay Access Service (ATM-CRS)

(N)

16.7.4 Rate Regulations (Cont'd)(B) Types of Rates and Charges (Cont'd)(2) Nonrecurring Charges

Nonrecurring charges are one-time charges that apply for specific work activity (i.e., installation or change to an existing service). The types of nonrecurring charges that apply for ATM-CRS are installation of service and service rearrangements. These charges are in addition to the Access Order Charge as specified in Section 17.4.1, following.

(a) Installation of Service

Nonrecurring charges apply for installation of Ports, VPs, VCCs, and Optional Features and Functions ordered by the customer.

(b) Service Rearrangements

Service rearrangements are changes to existing (i.e., installed) services, which may be administrative only in nature as set forth below or, that involve an actual physical change to the service.

The VP nonrecurring charge will apply per VP to change the bandwidth capacity and/or to change the traffic routing prioritization parameter on an existing VP.

(N)

**ACCESS SERVICE**16. Public Packet Data Network (Cont'd)16.7 Asynchronous Transfer Mode Cell Relay Access Service (ATM-CRS)16.7.4 Rate Regulations (Cont'd)(B) Types of Rates and Charges (Cont'd)(2) Nonrecurring Charges (Cont'd)(b) Service Rearrangements (Cont'd)

Administrative changes will be made without charge(s) to the customer. Administrative changes are as follows:

- Change of customer name,
- Change of customer or customer's end user premises address when the change of address is not a result of physical relocation of equipment,
- Change in billing data (name, address, or contact name or telephone number),
- Change of agency authorization,
- Change of customer circuit identification,
- Change of billing account number,
- Change of customer or customer's end user contact name or telephone number, and
- Change of jurisdiction

(c) Moves

A move involves a change in the physical location of one of the following:

- The Point of Termination at the customer's premises
- The customer's premises

(N)

(N)

**ACCESS SERVICE**16. Public Packet Data Network (Cont'd)16.7 Asynchronous Transfer Mode Cell Relay Access Service (ATM-CRS)

(N)

16.7.4 Rate Regulations (Cont'd)(B) Types of Rates and Charges (Cont'd)(2) Nonrecurring Charges (Cont'd)(c) Moves

The charges for moving ATM-CRS service components are dependent on whether the move is to a different location within the same building, to a different building within the same SWC, or to a different building in a different SWC. The charges specified below apply in addition to any applicable charges for moving the associated Special Access Services as specified in Section 7.2.3, preceding.

(i) Moves Within the Same Building

Port only interfaces (i.e., Basic UNI/NNI Ports), VPs and VCCs are not impacted when a customer moves its Point of Termination to a different location within the same building. The charge for moving an Ethernet-based UNI or Ethernet-based NNI Port within the same building will be an amount equal to one half of the nonrecurring (i.e., installation) charge for the port. There will be no change in the minimum period requirements.

(N)

**ACCESS SERVICE**16. Public Packet Data Network (Cont'd)16.7 Asynchronous Transfer Mode Cell Relay Access Service (ATM-CRS)16.7.4 Rate Regulations (Cont'd)(B) Types of Rates and Charges (Cont'd)(2) Nonrecurring Charges (Cont'd)(c) Moves

(ii) Moves To a Different Building Within the Same SWC Port only interfaces (i.e., Basic UNI/NNI Ports), VPs and VCCs are not impacted when a customer moves its Point of Termination to a different building within the same SWC. The move of an Ethernet-based UNI or Ethernet-based NNI Port will be treated as discontinuance and start of service. Associated nonrecurring (i.e., installation) charges will apply. New minimum period requirements will be established for the new services. The customer will also remain responsible for satisfying all outstanding minimum period charges for the discontinued service.

(iii) Moves to a Different Building in a Different SWC A move to a different building in a different SWC will be treated as a discontinuance and start of service of all associated ATM-CRS service components. Associated nonrecurring (i.e., installation) charges will apply. New minimum period requirements will be established for the new services. The customer will also remain responsible for satisfying all outstanding minimum period charges for the discontinued service.

(N)

(N)



## ACCESS SERVICE

### 16. Public Packet Data Network (Cont'd)

#### 16.7 Asynchronous Transfer Mode Cell Relay Access Service (ATM-CRS)

##### 16.7.4 Rate Regulations (Cont'd)

###### (C) Minimum Periods

The minimum period for ATM-CRS service components provided to a customer and for which charges are applicable are:

- Twelve months for ATM-CRS Ports
- One month for ATM-CRS Virtual Paths and Virtual Circuit Channels

When a customer replaces its existing ATM-CRS service with a new Ethernet Transport Service provided pursuant to Section 16.4, following, the Telephone Company will waive any unsatisfied minimum period charges that may otherwise be applicable.

(N)  
|  
(N)

**ACCESS SERVICE**16. Public Packet Data Network (Cont'd)16.7 Asynchronous Transfer Mode Cell Relay Access Service (Cont'd)16.7.5 ATM-CRS Term Discount Plan

An optional term discount plan is available for Asynchronous Transfer Mode Cell Relay Access Service (ATM-CRS). Under the ATM-CRS Term Discount Plan, the monthly rates for eligible ATM-CRS service elements are reduced by a fixed percentage. The amount of the discount percentage differs based on the length of the term commitment period selected by the ATM-CRS customer.

ATM-CRS may be ordered at the customer's option on a month-to-month basis or, under a single term commitment period of either 36 months or 60 months. The customer must notify the Telephone Company in writing of the length of its selected term commitment period. For purposes of this plan, all ATM-CRS Basic User Network Interface (UNI), ATM-CRS Basic Network to Network Interface (NNI), ATM-CRS Ethernet-based UNI and ATM-CRS Ethernet-based NNI Ports included in a customer's ATM-CRS Term Discount Plan are referred to as committed ATM-CRS Ports. To be included in an ATM-CRS Term Discount Plan, all committed ATM-CRS Ports must be ordered for the same term commitment period (i.e., all 36 months or all 60 months) and remain in-service at the same bandwidth capacity throughout the entire term commitment period. ATM-CRS Ports installed after the establishment of the customer's ATM-CRS Term Discount Plan may be ordered on a month-to-month basis or added as additional committed ATM-CRS Ports to a customer's existing term commitment period as described in (A), below.

Access Order Charges as described in Section 5.4.1, preceding, do not apply to establish a new or make any changes to an existing ATM-CRS Term Discount Plan.

(N)

(N)

Transmittal No. 178

**ACCESS SERVICE**16. Public Packet Data Network (Cont'd)16.7 Asynchronous Transfer Mode Cell Relay Access Service (Cont'd)

(N)

16.7.5 ATM-CRS Term Discount Plan (Cont'd)

The monthly rates and term discount percentages for ATM-CRS service elements are set forth in Section 17, following.

The term discount percentage for the customer's selected term commitment period applies to all committed ATM-CRS Ports provided within the Telephone Company's operating territory. The term discount percentage also applies to the following eligible ATM-CRS elements when these elements are provided within the Telephone Company's operating territory and associated with a committed ATM-CRS Port: 1) ATM-CRS Virtual Paths (VPs); 2) ATM-CRS Virtual Circuit Channels (VCCs); 3) ATM-CRS Digital Subscriber Line VCCs (DSL VCCs); and 4) ATM-CRS MultiMedia VCCs (MM-VCCs). Since there are no bandwidth or in-service requirements for ATM-CRS VPs, ATM-CRS VCCs, ATM-CRS DSL VCCs and ATM-CRS MM-VCCs associated with committed ATM-CRS Ports under the ATM-CRS Term Discount Plan, customer ordered disconnects of or changes to the number or bandwidth capacities for these elements do not affect the customer's ATM-CRS Term Discount Plan.

The term discount percentage does not apply to:

- 1) ATM-CRS Ports ordered on a month-to-month basis;
- 2) ATM-CRS VPs, ATM-CRS VCCs, ATM-CRS DSL VCCs and ATM-CRS MM-VCCs that are not associated with a committed ATM-CRS Port; 3) ATM-CRS nonrecurring charges; and 4) special access services connected to an ATM-CRS Port.

(N)

Transmittal No. 178

**ACCESS SERVICE**16. Public Packet Data Network (Cont'd)16.7 Asynchronous Transfer Mode Cell Relay Access Service (Cont'd)

(N)

16.7.5 ATM-CRS Term Discount Plan (Cont'd)

Except as specified in (A)-(C), below, discontinuance charges will apply when the customer fails to satisfy the term commitment period or the in-service requirements for its committed ATM-CRS Ports.

The term discount percentage set forth in Section 17, following, will not be subject to Telephone Company initiated decreases during the customer's selected term commitment period.

If a term discount percentage increase occurs during the term of an existing ATM-CRS Term Discount Plan, the increased percentage will be applied automatically for the remainder of the customer's existing term commitment period.

At the end of the term commitment period, the customer may subscribe to a new ATM-CRS Term Discount Plan commitment period or revert to month-to-month rates. If the customer does not notify the Telephone Company in writing of its choice by the end of its existing term commitment period, the Telephone Company will automatically convert the customer's ATM-CRS billing to month-to-month rates. An Access Order Charge will not apply when a customer at the end of its existing term commitment period subscribes to a replacement ATM-CRS Term Discount Plan or reverts to month-to-month rates.

(N)

Transmittal No. 178

**ACCESS SERVICE**16. Public Packet Data Network (Cont'd)16.7 Asynchronous Transfer Mode Cell Relay Access Service (Cont'd)16.7.5 ATM-CRS Term Discount Plan (Cont'd)(A) ATM-CRS Port Additions

An ATM-CRS Term Discount Plan customer will choose one of the following options when ordering a new ATM-CRS Port during its existing term commitment period:

- 1) Add the new ATM-CRS Port to its existing ATM-CRS Term Discount Plan provided: 1) the customer commits to retain the newly installed ATM-CRS Port in-service at the same bandwidth capacity for the remainder of the existing term commitment period and 2) the ATM-CRS Port is being added before the last year of an existing term commitment period. The term commitment period of the customer's existing ATM-CRS Term Discount Plan will continue uninterrupted. During the last year of the commitment period, ATM-CRS Ports may not be added to an existing term commitment period.
- 2) Order the new ATM-CRS Port on a month-to-month basis. No term discount percentage would apply to the newly installed ATM-CRS Port. The term commitment period of the customer's existing ATM-CRS Term Discount Plan will continue uninterrupted.
- 3) Replace the existing ATM-CRS Term Discount Plan in its entirety with a new ATM-CRS Term Discount Plan as described in (C), below.

(N)

(N)

Transmittal No. 178

**ACCESS SERVICE**16. Public Packet Data Network (Cont'd)16.7 Asynchronous Transfer Mode Cell Relay Access Service (Cont'd)16.7.5 ATM-CRS Term Discount Plan (Cont'd)(B) Committed ATM-CRS Port Replacements

- (1) An ATM-CRS Term Discount Plan customer may disconnect a committed ATM-CRS Port before the end of its existing term commitment period and replace it with one or more newly installed committed ATM-CRS Port(s) without the application of a discontinuance charge as described in (D), below, provided: 1) the bandwidth capacity of the replacement committed ATM-CRS Port(s) is equal to or greater than the bandwidth capacity of the disconnected committed ATM-CRS Port; 2) the customer commits to retain the replacement committed ATM-CRS Port(s) in-service at the same bandwidth capacity for the remainder of the existing term commitment period; 3) the replacement committed ATM-CRS Port(s) is added to the existing term commitment before the last year of an existing term commitment period; and 4) the customer's orders for the disconnection of the originally committed ATM-CRS Port and installation of the replacement committed ATM-CRS Port(s) are submitted to the Telephone Company at the same time and include cross references as described in Section 5.2.7, preceding.

(N)

(N)

Transmittal No. 178

**ACCESS SERVICE**16. Public Packet Data Network (Cont'd)16.7 Asynchronous Transfer Mode Cell Relay Access Service (Cont'd)16.7.5 ATM-CRS Term Discount Plan (Cont'd)(B) Committed ATM-CRS Port Replacements (Cont'd)

- (2) If the bandwidth capacity of the newly installed committed ATM-CRS Port(s) is less than the bandwidth capacity of the disconnected committed ATM-CRS Port, the disconnected committed ATM-CRS Port will be subject to a discontinuance charge as described in (D), below. The newly installed port(s) can be added as a committed ATM-CRS Port to the existing term commitment period or ordered on a month-to-month basis as described in (A), above.
- (3) Since newly installed ATM-CRS Ports cannot be added to an existing term commitment period during the last year of the commitment period, an existing committed ATM-CRS Port disconnected during the last year of the commitment period cannot be replaced as described in (B)(1), above. The disconnected committed ATM-CRS Port will be subject to a discontinuance charge as described in (D), below. During the last year of the term commitment period, newly installed ATM-CRS Ports can be ordered as described in (A), above.

(N)

(N)

Transmittal No. 178

**ACCESS SERVICE**16. Public Packet Data Network (Cont'd)16.7 Asynchronous Transfer Mode Cell Relay Access Service (Cont'd)16.7.5 ATM-CRS Term Discount Plan (Cont'd)(B) Committed ATM-CRS Port Replacements (Cont'd)

(4) An ATM-CRS Term Discount Plan customer may disconnect a committed ATM-CRS Port before the end of its existing term commitment period and replace it with one or more newly installed committed ETS Port(s) added to the customer's existing ETS Term Discount Plan without the application of a discontinuance charge as described in (D), below, provided:

1) the bandwidth capacity of the replacement committed ETS Port(s) is equal to or greater than the bandwidth capacity of the disconnected committed ATM-CRS Port; 2) the term commitment period remaining in the customer's existing ETS Term Discount Plan meets or exceeds the number of months remaining in the customer's existing ATM-CRS Term Discount Plan; 3) the customer commits to retain the replacement committed ETS Port(s) in-service at the same bandwidth capacity for the remainder of the customer's existing ETS Term Discount Plan term commitment period; 4) the replacement committed ETS Port(s) is added to the customer's existing ETS Term Discount Plan term commitment before the last year of an existing term commitment period; and 5) the customer's orders for the disconnection of the originally committed ATM-CRS Port and installation of the replacement committed ETS Port(s) are submitted to the Telephone Company at the same time and include cross references as described in Section 5.2.7, preceding.

Terms and conditions for the ETS Term Discount Plan are specified in Section 16.4.5, following.

(N)

(N)

Transmittal No. 178



**ACCESS SERVICE**116. Public Packet Data Network (Cont'd)16.7 Asynchronous Transfer Mode Cell Relay Access Service (Cont'd)16.7.5 ATM-CRS Term Discount Plan (Cont'd)(C) ATM-CRS Term Discount Plan Replacements

- (1) The customer may replace an existing ATM-CRS Term Discount Plan in its entirety with a new ATM-CRS Term Discount Plan without the application of a discontinuance charge as described in (D), below, provided: 1) the term commitment period of the new ATM-CRS Term Discount Plan meets or exceeds the number of months remaining in the customer's existing ATM-CRS term commitment period and 2) the bandwidth capacity of the committed ATM-CRS Ports under the new ATM-CRS Term Discount Plan meets or exceeds the bandwidth capacity of the committed ATM-CRS Ports in the customer's existing ATM-CRS term commitment period. The term discount percentage applicable for the new ATM-CRS Term Discount Plan will apply on a going forward basis based on the customer's written request to establish a new ATM-CRS Term Discount Plan commitment period under this provision.

(N)

(N)

Transmittal No. 178

**ACCESS SERVICE**16. Public Packet Data Network (Cont'd)16.7 Asynchronous Transfer Mode Cell Relay Access Service (Cont'd)16.7.5 ATM-CRS Term Discount Plan (Cont'd)(C) ATM-CRS Term Discount Plan Replacements (Cont'd)

## (1) (Cont'd)

For example, a customer with an existing 36 month term commitment period and 30 Mbps of bandwidth capacity for its committed ATM-CRS Ports can replace that term commitment in its entirety with a new 36 month or 60 month term commitment period at any time during the existing term commitment period without the application of a discontinuance charge provided the bandwidth capacity of the customer's committed ATM-CRS Ports under the new term commitment period is at least 30 Mbps.

- (2) When the term commitment period of a replacement ATM-CRS Term Discount Plan does not meet or exceed the number of months remaining in the customer's existing ATM-CRS Term Discount Plan commitment period, a discontinuance charge as described in (D), below, will apply.

(N)

(N)

Transmittal No. 178

**ACCESS SERVICE**16. Public Packet Data Network (Cont'd)16.7 Asynchronous Transfer Mode Cell Relay Access Service (Cont'd)16.7.5 ATM-CRS Term Discount Plan (Cont'd)(C) ATM-CRS Term Discount Plan Replacements (Cont'd)

- (3) When the term commitment period of the new ATM-CRS Term Discount Plan meets or exceeds the number of months remaining in the customer's existing ATM-CRS term commitment period, but the bandwidth capacity of the customer's committed ATM-CRS Ports under the new term commitment period is less than the bandwidth capacity of the committed ATM-CRS Ports under the customer's existing term commitment period, the following provisions will apply.
- (a) When the total monthly undiscounted charges for the number and type of committed ATM-CRS Ports to be included in the customer's replacement ATM-CRS Term Discount Plan is equal to or greater than the total monthly undiscounted charges for the number and type of committed ATM-CRS Ports included in the customer's existing ATM-CRS Term Discount Plan, the customer will be permitted to replace its existing ATM-CRS Term Discount Plan without the application of either a discontinuance charge as described in (D), below, or a commitment shortfall charge as described in (b), below.

(N)

(N)

Transmittal No. 178

**ACCESS SERVICE**16. Public Packet Data Network (Cont'd)16.7 Asynchronous Transfer Mode Cell Relay Access Service (Cont'd)16.7.5 ATM-CRS Term Discount Plan (Cont'd)(C) ATM-CRS Term Discount Plan Replacements (Cont'd)

## (3) (Cont'd)

- (b) When the total monthly undiscounted charges for the number and type of committed ATM-CRS Ports to be included in the customer's replacement ATM-CRS Term Discount Plan is less than the total monthly undiscounted charges for the number and type of committed ATM-CRS Ports included in the customer's existing ATM-CRS Term Discount Plan, the customer will be permitted to replace its existing ATM-CRS Term Discount Plan under this provision, however, a commitment shortfall charge will apply. The commitment shortfall charge will apply in lieu of a discontinuance charge as described in (D), below, and will be calculated as follows:

Step 1: Determine the difference between the total monthly undiscounted charges for the number and type of committed ATM-CRS Ports included in the customer's existing ATM-CRS Term Discount Plan and the total monthly undiscounted charges for the number and type of committed ATM-CRS Ports to be included in the customer's replacement ATM-CRS Term Discount Plan.

(N)

(N)

Transmittal No. 178

**ACCESS SERVICE**16. Public Packet Data Network (Cont'd)16.7 Asynchronous Transfer Mode Cell Relay Access Service (Cont'd)16.7.5 ATM-CRS Term Discount Plan (Cont'd)(C) ATM-CRS Term Discount Plan Replacements (Cont'd)

## (3)(b) (Cont'd)

Step 2: Multiply the result from Step 1 by 35%.

Step 3: Multiply the result from Step 2 times the number of months remaining in the existing term commitment period.

For example, a customer elects to replace its existing 36 month ATM-CRS Term Discount Plan in its entirety in the 30th month of the existing term commitment period with a new 36 month ATM-CRS Term Discount Plan. The existing term plan commitment includes a total bandwidth capacity requirement of 134.208 Mbps for the customer's three 44.736 Mbps committed ATM-CRS Basic UNI Ports. In the replacement ATM-CRS Term Discount Plan, the customer will only be including one 100 Mbps committed ATM-CRS Ethernet-based UNI Port. Although the customer satisfies the term commitment length replacement requirement with the new ATM-CRS Term Discount Plan, it does not satisfy the bandwidth capacity replacement requirement and the total monthly undiscounted charges under the new term commitment period are less than the total monthly undiscounted charges under the existing term commitment period.

(N)

(N)

Transmittal No. 178

**ACCESS SERVICE**16. Public Packet Data Network (Cont'd)16.7 Asynchronous Transfer Mode Cell Relay Access Service (Cont'd)

(N)

16.7.5 ATM-CRS Term Discount Plan (Cont'd)(C) ATM-CRS Term Discount Plan Replacements (Cont'd)

## (3)(b) (Cont'd)

Using illustrative undiscounted monthly rates of \$2,485.16 for a 44.736 Mbps ATM-CRS Basic UNI Port and \$982.38 for a 100 Mbps ATM-CRS Ethernet-based UNI Port, the Telephone Company would bill the customer a commitment shortfall charge totaling \$13,593.54 based on:

Step 1: \$7,455.48(i.e., \$2,485.16 x 3 ports) - \$982.38 = \$6,473.10

Step 2: \$6,473.10 x 35% = \$2,265.59

Step 3: \$2,265.59 x 6 months = \$13,593.54

- (4) The customer may replace an existing ATM-CRS Term Discount Plan in its entirety with a new ETS Term Discount Plan without the application of a discontinuance charge as described in (D), below, provided: 1) the term commitment period of the new ETS Term Discount Plan meets or exceeds the number of months remaining in the customer's existing ATM-CRS term commitment period and 2) the bandwidth capacity of the committed ETS Ports under the new ETS Term Discount Plan meets or exceeds the bandwidth capacity of the committed ATM-CRS Ports in the customer's existing ATM-CRS term commitment period. The term discount percentage applicable for the new ETS Term Discount Plan will apply on a going forward basis based on the customer's written request to establish a new ETS Term Discount Plan commitment period under this provision.

(N)

Transmittal No. 178

**ACCESS SERVICE**16. Public Packet Data Network (Cont'd)16.7 Asynchronous Transfer Mode Cell Relay Access Service (Cont'd)16.7.5 ATM-CRS Term Discount Plan (Cont'd)(C) ATM-CRS Term Discount Plan Replacements (Cont'd)

## (4) (Cont'd)

When the term commitment period of a replacement ETS Term Discount Plan does not meet or exceed the number of months remaining in the customer's existing ATM-CRS Term Discount Plan commitment period, a discontinuance charge as described in (D), below, will apply.

Terms and conditions for the ETS Term Discount Plan are specified in Section 16.4.5, following.

(D) Discontinuance Charges

Except as provided for in (B) and (C), above, discontinuance charges will apply when: 1) the customer disconnects a committed ATM-CRS Port prior to the end of the term commitment period; 2) the customer disconnects a committed ATM-CRS Port prior to the end of the term commitment period and the replacement committed ATM-CRS or ETS Port(s) does not satisfy the requirements specified in (B), above; 3) the customer discontinues an existing ATM-CRS Term Discount Plan in its entirety prior to the end of the term commitment period; or 4) the customer replaces an existing ATM-CRS Term Discount Plan with a new ATM-CRS Term Discount Plan or new ETS Term Discount Plan that does not satisfy the requirements specified in (C), above.

(N)

(N)

Transmittal No. 178

**ACCESS SERVICE**16. Public Packet Data Network (Cont'd)16.7 Asynchronous Transfer Mode Cell Relay Access Service (Cont'd)16.7.5 ATM-CRS Term Discount Plan (Cont'd)(D) Discontinuance Charges (Cont'd)

The discontinuance charge will be equal to 35% of the total undiscounted monthly rate for each committed ATM-CRS Port included in the customer's ATM-CRS Term Discount Plan for each month remaining in the unsatisfied term commitment period. Minimum service period charges as specified in Section 16.7.4(C), preceding, would also apply, if applicable.

The following examples illustrate how the Telephone Company will calculate the applicable discontinuance charge.

Example 1

A customer discontinues its existing ATM-CRS Term Discount Plan in its entirety in the 20th month of a 36 month term commitment period. The customer included three 100 Mbps committed ATM-CRS Ethernet-based UNI Ports when it established its initial term plan commitment.

Using an illustrative undiscounted monthly rate of \$982.38 for a 100 Mbps ATM-CRS Ethernet-based UNI Port, the Telephone Company would bill the customer a term plan discontinuance charge totaling \$16,503.84 (i.e.,  $\$982.38 \times 35\% \times 3 \text{ ports} \times 16 \text{ months}$ ).

(N)

(N)

Transmittal No. 178



**ACCESS SERVICE**16. Public Packet Data Network (Cont'd)16.7 Asynchronous Transfer Mode Cell Relay Access Service (Cont'd)16.7.5 ATM-CRS Term Discount Plan (Cont'd)(D) Discontinuance Charges (Cont'd)Example 2

A customer disconnects one of the four 10 Mbps committed ATM-CRS Ethernet-based UNI Ports included in its ATM-CRS Term Discount Plan in the 39th month of a 60 month term commitment period. The customer included all four of these ports when it established its initial term plan commitment.

Using an illustrative undiscounted monthly rate of \$689.01 for a 10 Mbps ATM-CRS Ethernet-based UNI Port, the Telephone Company would bill the customer a port discontinuance charge totaling \$5,064.15 (i.e., \$689.01 x 35% x 21 months).

(N)

(N)

Transmittal No. 178

**ACCESS SERVICE**16. Public Packet Data Network (Cont'd)16.8 Stand-Alone Broadband Network Transport (SABNT)Issuing Carriers Providing Stand-Alone Broadband Network Transport Under  
This Tariff Section:

Issuing Carrier	SABNT Connections	SABNT Meet Point Interface	SABNT Term Discount Plan Optional Volume Discount Plan	(C)
Horry Telephone Cooperative, Inc.	X			(C)
Atlantic Telephone Membership Corporation	X	X	X	(C)

“X” indicates issuing carrier offers the SABNT element indicated for the column.

16.8.1 General

- (A) Stand-Alone Broadband Network Transport (SABNT) Service is a high-speed packet-based advanced data service that provides connectivity between Customer Locations, using packet-switching technology and Internet Protocol (IP). In connection with SABNT, the Company offers Virtual Local Area Network (VLAN) service through use of Virtual Private Network (VPN) functions.
- (B) SABNT Service provides transport services with capabilities for various service arrangements that may be used to meet individual customer needs.

Transmittal No. 186

Issued: December 17, 2014

Effective: January 1, 2015

President  
7852 Walker Drive, Greenbelt, Maryland 20770

**ACCESS SERVICE**16. Public Packet Data Network (Cont'd)16.8 Stand-Alone Broadband Network Transport (SABNT) (Cont'd)

(N)

16.8.1 General (Cont'd)

- (C) The SABNT customer is responsible for providing and maintaining all required customer premises equipment (CPE), which is compatible with SABNT and complies with the standards for either Ethernet or IP, whichever is utilized by the customer for the SABNT service, specified in one or more of the following technical publications.
- |          |   |
|----------|---|
| Ethernet | IEEE Std. 802.3 - 2000, Part 3, Clauses 14, 15, 21, 26, 29, and 34 through 38 - Information Technology – Telecommunications and Information Exchange Between Systems – Local and Metropolitan Area Networks – Specific Requirements |
| IP       | Request For Comments (RFC) 791, Internet Protocol, DARPA Internet Program Protocol Specification, September 1981.   |
| VPN      | Request For Comments (RFC) 2547, Border Gateway Protocol/Multiprotocol Label Switching/Virtual Private Networks (BGP/MPLS/VPNs), March 1999.  |
- (D) SABNT Service, as provided under the provisions of this tariff section, is offered for Customer premises located within the Telephone Company's local exchange service areas.
- (E) The regulations and rates specified herein are in addition to the applicable regulations and rates specified in other sections of this and other tariffs of the Company.
- (F) For SABNT Service, the Service Date Change Charge, Expedited Orders Charge and Cancellation Charge, as defined in Section 5 preceding, are applicable.

(N)

Transmittal No. 128

Issued: May 21, 2007

Effective: June 5, 2007

President  
7852 Walker Drive, Greenbelt, Maryland 20770

**ACCESS SERVICE**16. Public Packet Data Network (Cont'd)16.8 Stand-Alone Broadband Network Transport (SABNT) (Cont'd)

(N)

16.8.2 Regulations(A) Explanation of Terms(1) Stand-Alone Broadband Network Transport Service

Stand-Alone Broadband Network Transport Service is a data transport service which emulates the properties of a circuit-switched network allowing Local Area Networks (LANs) to send bi-directional traffic to other LANs.

(2) Local Area Network (LAN)

A Local Area Network (LAN) is a communications network spanning a limited geographical area. A LAN connects computers and other peripheral equipment for data communications purposes typically within a building or campus environment.

(3) Virtual Local Area Network (VLAN)

A Virtual Local Area Network (VLAN) is a logical grouping of SABNT connections that allows data transmission between such connections to occur as if all connections are on the same physical LAN.

(N)

Transmittal No. 128

Issued: May 21, 2007

Effective: June 5, 2007

President  
7852 Walker Drive, Greenbelt, Maryland 20770

**ACCESS SERVICE**16. Public Packet Data Network (Cont'd)16.8 Stand-Alone Broadband Network Transport (SABNT) (Cont'd)

(N)

16.8.2 Regulations (Cont'd)(A) Explanation of Terms (Cont'd)(4) Class of Service (CoS)

Class of Service (CoS) is a way of managing traffic in a network by grouping similar types of traffic together and treating each type as a class with its own level of service priority.

(5) Stand-Alone Broadband Network Transport (SABNT) Connection

A SABNT Connection provides high-speed data connections that are a part of a packet-based IP network within Company local service areas. SABNT Service provides the ability to order Ethernet Service or other supported packet-based services where a single customer connection can support multiple applications with varying Classes of Service (CoS).

SABNT Service provides customer capabilities to support different Classes of Service (CoS), i.e., Real-Time, Business Critical, Interactive, and Best Effort, as described in Section 16.8.2.A.9 following, over the same SABNT Connection allowing increased flexibility to provision bandwidth requirements for voice, data, and video applications. The customer specifies the required Class of Service (CoS) Package Profile for each SABNT Connection.

For each SABNT Connection, the customer's bandwidth will be limited to the bandwidth associated with each CoS specified in the CoS Package Profile selected by the customer.

A SABNT Connection is capable of interconnecting with other packet-based connections that are operating within the Company's local service area.

(N)

Transmittal No. 128

Issued: May 21, 2007

Effective: June 5, 2007

President  
7852 Walker Drive, Greenbelt, Maryland 20770

**ACCESS SERVICE**16. Public Packet Data Network (Cont'd)16.8 Stand-Alone Broadband Network Transport (SABNT) (Cont'd)16.8.2 Regulations (Cont'd)(A) Explanation of Terms (Cont'd)(5) Stand-Alone Broadband Network Transport (SABNT) Connection (Cont'd)

A SABNT Connection provides data channel transport that connects a customer's premise to the SABNT wire center associated with the SABNT Connection. Customer locations greater than 10 miles from the SABNT wire center will have an associated additional mileage charge.

(6) Stand-Alone Broadband Network Transport (SABNT) Connection Additional Mileage Charge(T)  
(T)

Additional mileage charges associated with a SABNT Connection apply when the total distance from the customer premises to the SABNT wire center serving the customer's premises is greater than the distance in miles covered by the SABNT Connection charge. The distance covered by the SABNT Connection charge for each issuing carrier offering SABNT under this tariff section is indicated below. The additional mileage is measured in airline miles from the customer premises to the SABNT wire center associated with the SABNT Connection. Fractions of miles will be considered as a whole mile.

<u>Issuing Carriers Providing Stand-Alone Broadband Network Transport Under This Tariff Section:</u>	<u>Miles Covered by SABNT Connection</u>
Horry Telephone Cooperative, Inc.	10
Atlantic Telephone Membership Corporation	10

(N)  
(N)

Transmittal No. 140

Issued: October 2, 2008

Effective: October 17, 2008

President  
7852 Walker Drive, Greenbelt, Maryland 20770

**ACCESS SERVICE**16. Public Packet Data Network (Cont'd)16.8 Stand-Alone Broadband Network Transport (SABNT) (Cont'd)

(N)

16.8.2 Regulations (Cont'd)(A) Explanation of Terms (Cont'd)(7) VLAN Aggregation

Customers subscribing to a SABNT Arrangement are provided with the VLAN Aggregation feature. VLAN Aggregation provides multiple LAN connectivity across a common physical connection. This feature supports customer aggregation of traffic from multiple remote customer locations. This aggregated traffic can be transported back to a central location and across a common SABNT Service interface. VLAN Aggregation utilizes IEEE 802.1Q VLAN Tagging procedures.

The VLAN Aggregation Service Establishment Charge is a charge to provision a SABNT Connection with the VLAN Aggregation feature and identifies the host connection or the “aggregator” connection.

The VLAN Aggregation Network Assignment Charge is a charge to provision any remote connection to the VLAN Aggregation host “aggregator” connection.

(N)

Transmittal No. 128

**ACCESS SERVICE**16. Public Packet Data Network (Cont'd)16.8 Stand-Alone Broadband Network Transport (SABNT) (Cont'd)

(N)

16.8.2 Regulations (Cont'd)(A) Explanation of Terms (Cont'd)(8) Class of Service (CoS) Package Profile

For each SABNT Connection the customer must decide the mix of packet-based applications to be supported on that Connection, the Class of Service (CoS) Package Profile, and the amount of bandwidth to be assigned for each CoS. The customer's bandwidth will be limited to the fixed speed associated with each CoS. Therefore, total bandwidth available to support transmission of a specific CoS will depend upon the size of the customer's SABNT Connection and the specific CoS percentages the customer selects for the SABNT Connection.

A customer may select different CoS Package Profiles for different connections that share the same network VLAN, or SABNT network arrangement. However, technical limitations may limit the total number of different CoS Package Profiles that can be utilized in a single SABNT network arrangement.

(N)

Transmittal No. 128

Issued: May 21, 2007

Effective: June 5, 2007

President  
7852 Walker Drive, Greenbelt, Maryland 20770



**ACCESS SERVICE**16. Public Packet Data Network (Cont'd)16.8 Stand-Alone Broadband Network Transport (SABNT) (Cont'd)16.8.2 Regulations (Cont'd)(A) Explanation of Terms (Cont'd)(8) Class of Service (CoS) Profile (Cont'd)

SABNT Connections support the following CoS:

- (a) Real-Time. This CoS supports Voice over Internet Protocol (VoIP) applications. The Real-Time CoS is supported by a low latency queue.
- (b) Business Critical. This CoS supports mission-critical business data applications. These applications tend to be data specific and may include medical imaging, electronic funds transfer, medical records transfer, etc.
- (c) Interactive Video. This CoS supports interactive video applications.
- (d) Best-Effort. This CoS is the default CoS for all other traffic that is not defined as Business Critical, Interactive Video, or Real-Time and is included, at no additional charge, with the SABNT Connection charge. Customer traffic that is not marked with a particular CoS will be treated as Best Effort. Traffic with the Best Effort CoS will have the lowest priority on the network and will support lower priority data applications, such as email and file transfer protocol (FTP).

(N)

(N)

**ACCESS SERVICE**16. Public Packet Data Network (Cont'd)16.8 Stand-Alone Broadband Network Transport (SABNT) (Cont'd)

(N)

16.8.2 Regulations (Cont'd)(A) Explanation of Terms (Cont'd)(9) Reconfiguration Changes

A customer request to modify a SABNT Connection subsequent to the establishment of the connection is considered a reconfiguration change. Nonrecurring charges provided for processing certain reconfiguration changes are the Service Reconfiguration Charge and System Reconfiguration Charge. The appropriate reconfiguration charge is dependent upon the physical work required to fulfill the reconfiguration change request and applies as specifically set forth herein in lieu of other SABNT nonrecurring charges. Such changes are not treated as disconnects and do not change minimum period requirements.

A Service Reconfiguration Charge is applicable for requests where the work required is a minor change that does not involve changing the physical service type. The Service Reconfiguration Charge is applicable as set forth in 16.8.2.C.4.b following for a request to change an existing connection to a different connection that is the same physical service type but is considered to be a lower order of service.

A System Reconfiguration Charge is applicable for requests where the work required involves changing to a different physical service type or involves major support system changes. The System Reconfiguration Charge is applicable as set forth in 16.8.2.C.4.a following for requests to change an existing connection to a different connection that is a different physical service type. The System Reconfiguration Charge is also applicable to changes with the Network Channel Terminating Equipment (NCTE) interface option from optical to electrical, or vice-versa, and to changes to the premises powering options from AC power to DC power (or vice-versa).

(N)

**ACCESS SERVICE**16. Public Packet Data Network (Cont'd)16.8 Stand-Alone Broadband Network Transport (SABNT) (Cont'd)16.8.2 Regulations (Cont'd)(A) Explanation of Terms (Cont'd)(10) Stand-Alone Broadband Network Transport (SABNT) Meet Point Interface (MPI)

The SABNT Meet Point Interface (MPI) rate element is for a standard Ethernet defined interface between the SWC Ethernet switch and a customer location outside the Telephone Company's serving area. Customers located in the serving area of an adjacent telephone company may order an MPI from the Telephone Company for connection to the Ethernet facilities ordered by the customer from a telephone company with a serving area adjacent to that of the Telephone Company at the meet point between the two telephone companies. Interstate interexchange carriers may order an MPI for connection to Ethernet facilities ordered by the interexchange carrier from a telephone company with a serving area adjacent to that of the Telephone Company. MPIs will be billed by the Telephone Company subject to the Meet Point Billing provisions of Section 2.4.7(B) preceding. Standard Ethernet signaling protocols provided by the Telephone Company shall apply to the interface. The MPI rate element includes termination at the network side of the Telephone Company Ethernet switch and the Telephone Company's portion of the facilities up to the meet point.

A SABNT MPI comprises two elements:

SABNT MPI Channel Mileage Facility

SABNT MPI Channel Mileage Termination

The customer can connect multiple SABNT Connections provided by the Telephone Company within its local exchange service area provided that the aggregate capacity of the SABNT Connections does not exceed the capacity of the SABNT MPI ordered by the customer. Interface capability will be provided by the Telephone Company as part of the SABNT MPI Channel Termination.

(S)(y)

(S)(y)

(C)(x)

(C)(x)

(S)(y)

(S)(y)

(x) Filed under authority of Special Permission No. 08-020 of the Federal Communications Commission.

(y) All material coded with an "S" was originally filed under Transmittal No. 140 on October 2, 2008 to become effective on October 17, 2008.

Transmittal No. 141

Issued: October 8, 2008

Effective: October 17, 2008

President  
7852 Walker Drive, Greenbelt, Maryland 20770

**ACCESS SERVICE**

16. Public Packet Data Network (Cont'd)

16.8 Stand-Alone Broadband Network Transport (SABNT) (Cont'd)

(N)

16.8.2 Regulations (Cont'd)

(B) Basis of Offering

- (1) Suspension of service is not allowed.
- (2) SABNT Service is available 24 hours per day, 7 days per week, except for preventive maintenance.
- (3) Obligations of Customer and Company
  - (a) The Company is not responsible for the installation, operation, or maintenance of any equipment provided by the customer.
  - (b) The customer is responsible for the provision and maintenance of all customer provided equipment and for insuring that the operating characteristics of the customer equipment is compatible with, and does not interfere with, the services offered by the Company.
  - (c) At the Service Connection point, the customer's signaling must conform to the standards identified to the customer by the Company in response to the Access Service Request.
- (4) The minimum service period for all SABNT tariff components is twelve months.

(N)

Transmittal No. 128

Issued: May 21, 2007

Effective: June 5, 2007

President  
7852 Walker Drive, Greenbelt, Maryland 20770

**ACCESS SERVICE**16. Public Packet Data Network (Cont'd)16.8 Stand-Alone Broadband Network Transport (SABNT) (Cont'd)16.8.2 Regulations (Cont'd)(B) Basis of Offering (Cont'd)

- (5) Due to the nature of the SABNT Service, it will be necessary to perform preventive maintenance and software updates. Therefore, SABNT Service will be unavailable during the period of time when preventive maintenance is being performed. This could result in SABNT Service being unavailable during the period of time between 12:00 AM and 6:00 AM Eastern Time on any given morning. The Company, upon written notice to the customer, may adjust the maintenance window.

(C) Provision of Service - Stand-Alone Broadband Network Transport (SABNT) Connection(T)  
(T)

- (1) Rates and charges contained in this Tariff consist of the following elements:

- (a) Stand-Alone Broadband Network Transport Connection
- (b) Stand-Alone Broadband Network Transport Connection Additional Mileage Charge
- (c) Class of Service (CoS) Package Profile
- (d) Service Reconfiguration
- (e) System Reconfiguration
- (f) Stand-Alone Broadband Network Transport Meet Point Interface Channel Mileage Facility
- (g) Stand-Alone Broadband Network Transport Meet Point Interface Channel Mileage Termination

(T)  
(N)  
|  
(N)

- (2) All service connection charges for SABNT Service are included in the respective nonrecurring charges specified herein.
- (3) SABNT Connections are provided utilizing various equipment configurations referred to herein as "physical service types".

Transmittal No. 140

Issued: October 2, 2008

Effective: October 17, 2008

President  
7852 Walker Drive, Greenbelt, Maryland 20770

**ACCESS SERVICE**

16. Public Packet Data Network (Cont'd)

16.8 Stand-Alone Broadband Network Transport (SABNT) (Cont'd)

16.8.2 Regulations (Cont'd)

(C) Provision of Service - Stand-Alone Broadband Network Transport (SABNT) Connection (Cont'd) (T)  
(T)

(4) Requests by a customer to change from one SABNT arrangement to another SABNT arrangement will be considered a Reconfiguration Change.

(a) System Reconfiguration

A customer request to change an existing SABNT arrangement to a new arrangement that is a different physical service type is considered a System Reconfiguration request. As an example, a request to modify the transport medium from copper to fiber would constitute a System Reconfiguration.

(b) Service Reconfiguration

A customer request to change an existing SABNT arrangement to a new arrangement that is the same physical service type is considered a Service Reconfiguration. As an example, a request to modify the bandwidth allocation(s) would constitute a Service Reconfiguration.

**ACCESS SERVICE**16. Public Packet Data Network (Cont'd)16.8 Stand-Alone Broadband Network Transport (SABNT) (Cont'd)

(N)

16.8.2 Regulations (Cont'd)(D) Moves

- (1) A move involves a change in the physical location of one of the following:

- (a) The point of interface at the customer premises.
- (b) The customer's premises.

- (2) The charges for the move are dependent on whether the move is to a new location within the same building or to a different building.

(a) Moves Within the Same Building

When the move is to a new location within the same building, the charge for the move will be an amount equal to one-half the nonrecurring, i.e., installation, charge for the affected service termination at the customer's premises. There will be no change in the minimum period requirements.

(b) Moves to a Different Building

Moves to a different building will be treated as a disconnect at the existing location, and all associated nonrecurring charges will apply at the new location. The customer will remain responsible for satisfying the remainder of the existing contract.

(N)

**ACCESS SERVICE**16. Public Packet Data Network (Cont'd)16.8 Stand-Alone Broadband Network Transport (SABNT) (Cont'd)16.8.2 Regulations (Cont'd)(E) Term Discounts

SABNT Service may be ordered at the customer's option on a monthly rate basis, subject to a minimum service period of twelve months, or for a Term Discount period of either 36 months (3 years), 60 months (5 years), 96 months (8 years), or 120 months (10 years) as specified in Section 17 following.

(C)  
(C)  
(C)

The minimum service period for SABNT Service is twelve months.

For customers that subscribe to the Term Discount plan for 36 months (3 years), 60 months (5 years), 96 months (8 years), or 120 months (10 years) discount percentages and monthly recurring charge rates set forth in Section 17.4 following will be frozen against, respectively, decreases in discount percentages and increases in monthly recurring charge rates filed in this tariff for the duration of the committed term Discount term. Any increases in discount percentages or decreases in monthly recurring charges filed in the tariff during the committed Term Discount term will be passed through to customers subscribing to the Term Discount plan on a going-forward basis from the effective date of the revised percentage and/or rates.

(C)  
(C)  
(C)  
(T)

At the end of the Term Discount period, the customer may convert to month-to-month service or subscribe to a new Term Discount plan. If the customer does not submit an access service request or other written notice of election for a new Term Discount plan sixty calendar days prior to the end of the discount period, the rates will automatically convert to month-to-month service rates.

(C)

To be included in a Term Discount plan all eligible SABNT rate elements must be ordered for the same commitment term (i.e., all 36 months, all 60 months, all 96 months or all 120 months as the case may be) and with the same service date. When additional capacity is subsequently added, it will be available only on a month-to-month basis unless the discount period of the entire service is upgraded.

(C)  
(C)

Transmittal No. 186



**ACCESS SERVICE**16. Public Packet Data Network (Cont'd)16.8 Stand-Alone Broadband Network Transport (SABNT) (Cont'd)

(N)

16.8.2 Regulations (Cont'd)(E) Term Discounts (Cont'd)

Eligible SABNT service rate elements are all monthly recurring charges for services provided by the Telephone Company. As long as the number of SABNT services included in a Term Discount plan remains constant, customer requests to install and disconnect SABNT services, including changes affecting different wire centers and/or customer designated premises, will not change the current Term Discount period or the minimum service period and Discontinuance of Service charges as set forth in (3) following will not apply.

(1) Upgrades in Term Discounts

Services provided under monthly rates may be upgraded to a Term Discount plan at any time without incurring nonrecurring charges or discontinuance charges for existing services. The monthly rates will be those that are in effect at the time the service is upgraded. A new minimum service period applies to all SABNT service that is upgraded.

(2) Upgrades in Capacity

If the customer chooses to upgrade a service under the Term Discount rate plan to a higher capacity, discontinuance charges will not apply, provided all the following conditions are met:

- the customer's order for the disconnect of the existing SABNT service and the installation of the new SABNT service are received at the same time and specifically reference the application of upgrade in capacity;
- the customer's disconnect order for the existing SABNT service must reference the new SABNT service installation order;

(N)

**ACCESS SERVICE**16. Public Packet Data Network (Cont'd)16.8 Stand-Alone Broadband Network Transport (SABNT) (Cont'd)16.8.2 Regulations (Cont'd)(E) Term Discounts (Cont'd)(2) Upgrades in Capacity (Cont'd)

- the new Term Discount period meets or exceeds the Term Discount period being discontinued.

A new minimum service period applies to all upgrades. Nonrecurring charges for an equivalent capacity of the existing services being upgraded to the higher speed service will not be assessed.

(3) Discontinuance of Service

If the customer chooses to disconnect all or a portion of the service prior to the expiration of the Term Discount period, discontinuance charges will apply to the portion of the service being discontinued.

Should the customer choose to discontinue a Term Discount plan prior to the completion of the minimum service period, discontinuance charges equal to one-hundred percent of the total undiscounted monthly rates, less any amounts previously paid, will apply for the minimum service period.

(C)

(C)

Should the customer choose to discontinue service ordered under a 36 month Term Discount plan after the minimum service period but before the completion of the discount period, discontinuance charges equal to the charges for the months of service rendered at the undiscounted monthly rates less any amounts previously paid will apply.

(C)

(C)

Transmittal No. 137

**ACCESS SERVICE**16. Public Packet Data Network (Cont'd)16.8 Stand-Alone Broadband Network Transport (SABNT) (Cont'd)16.8.2 Regulations (Cont'd)(E) Term Discounts (Cont'd)(3) Discontinuance of Service (Cont'd)

Should the customer choose to discontinue service ordered under a 60 month Term Discount plan after the minimum service period but before the completion of the first 36 months of the Term Discount period, discontinuance charges equal to the charges for the months of service rendered at the undiscounted monthly rates less any amounts previously paid will apply.

Should the customer choose to discontinue service ordered under a 60 month Term Discount plan after completion of the first 36 months of the Term Discount period, discontinuance charges equal to the charges for the months of service rendered at 36 month (3 year) Term Discount monthly rates less any amounts previously paid will apply.

Should the customer choose to discontinue service ordered under a 96 month Term Discount plan after the minimum service period but before the completion of the first 60 months of the Term Discount period, discontinuance charges equal to the charges for the months of service rendered at the undiscounted monthly rates less any amounts previously paid will apply.

Should the customer choose to discontinue service ordered under a 96 month Term Discount plan after completion of the first 60 months of the Term Discount period, discontinuance charges equal to the charges for the months of service rendered at 60 month (5 year) Term Discount monthly rates less any amounts previously paid will apply.

Should the customer choose to discontinue service ordered under a 120 month Term Discount plan after the minimum service period but before the completion of the first 96 months of the Term Discount period, discontinuance charges equal to the charges for the months of service rendered at the undiscounted monthly rates less any amounts previously paid will apply.

Should the customer choose to discontinue service ordered under a 120 month Term Discount plan after completion of the first 96 months of the Term Discount period, discontinuance charges equal to the charges for the months of service rendered at 96 month (8 year) Term Discount monthly rates less any amounts previously paid will apply.

(N)

(N)

Transmittal No. 186

**ACCESS SERVICE**16. Public Packet Data Network (Cont'd)

(N)

16.8 Stand-Alone Broadband Network Transport (SABNT) (Cont'd)16.8.2 Regulations (Cont'd)(E) Term Discounts (Cont'd)(4) SABNT Volume Discount Plan

The SABNT Volume Discount Plan (SABNT VDP) is an optional pricing plan that provides the SABNT Term Discount Plan customer with an additional discount applied against the monthly charges for its in-service committed SABNT Connections when the customer has at least 101 committed SABNT Connections in-service within the Telephone Company's operating territory.

In order to subscribe to and retain the SABNT VDP, the customer must have a SABNT Term Discount Plan commitment with the Telephone Company of 96 months in duration (eight years) or greater. The SABNT Term Discount Plan customer must notify the Telephone Company in writing it wants to establish a SABNT VDP. The customer may request a SABNT VDP at the same time as it establishes its SABNT Term Discount Plan commitment or at any time prior to the expiration of an existing SABNT Term Discount Plan. The SABNT VDP will continue for the balance of the customer's SABNT Term Discount Plan commitment.

Each month on the bill date, the Telephone Company will determine the number of the customer's committed SABNT Connections in-service. If that number falls below 101, the customer will not be eligible for the SABNT VDP discount that month. When the number of committed SABNT Connections in-service is at least 101, the SABNT VDP discount will be applied for that month after the SABNT Term Discount Plan discount for the customer's selected term length is applied.

(N)

Transmittal No. 186

Issued: December 17, 2014

Effective: January 1, 2015

President  
7852 Walker Drive, Greenbelt, Maryland 20770

**ACCESS SERVICE**16. Public Packet Data Network (Cont'd)

(N)

16.8 Stand-Alone Broadband Network Transport (SABNT) (Cont'd)16.8.2 Regulations (Cont'd)(E) Term Discounts (Cont'd)(4) SABNT Volume Discount Plan (Cont'd)

The SABNT VDP discount does not apply to: (1) SABNT Connections ordered on a month-to-month basis (i.e., non-committed SABNT Connections), (2) SABNT Connections ordered under a Term Discount Plan of less than 96 months (eight years), (3) any other SABNT monthly charges, (4) any SABNT nonrecurring charges, or (5) any monthly or nonrecurring charges for special access services connected to a committed SABNT Connection.

Access Order Charges as described in Section 5.4.1, preceding, do not apply to establish a new SABNT VDP or to terminate an existing SABNT VDP.

The SABNT VDP discount is specified in Section 17, following.

(N)

Transmittal No. 186

Issued: December 17, 2014

Effective: January 1, 2015

President  
7852 Walker Drive, Greenbelt, Maryland 20770

**ACCESS SERVICE**16. Public Packet Data Network (Cont'd)16.9 Internet Protocol Gateway Access Service

(N)

16.9.1 General

Internet Protocol Gateway Access Service (IPG) is an optional two-way packet transport service that provides an end-to-end transmission path using packet technology at transport speeds of either 1.544 Mbps or 44.736 Mbps, where available. IPG enables the customer to interconnect its Internet Protocol (IP) based network with the Telephone Company's switched network at a Telephone Company provided IP gateway. IPG is only available to connect the customer's designated premises (CDP) to a Telephone Company provided IP gateway serving wire center (IPG SWC) when both the CDP and IPG SWC are located within the Telephone Company's serving territory.

IPG provides the customer with voice transmission and call set up signaling paths between its CDP and the IPG SWC. Available for use in conjunction with Feature Group D (FGD) Switched Access Service as described in Section 6.8.1, preceding, IPG provides the customer with the ability to deliver interexchange voice traffic originated on or transported across its IP based network for termination to the Telephone Company's local exchange service subscribers and to accept interexchange voice traffic originated on or transported across the Telephone Company's network.

16.9.2 Service Description

As described below, IPG is provided using a combination of IPG Transport and IPG Ports. IPG can only be used in conjunction with FGD Switched Access Service, which is ordered separately by the IPG customer.

(N)

Transmittal No. 184

Issued: August 15, 2014

Effective: August 30, 2014

President  
7852 Walker Drive, Greenbelt, Maryland 20770

**ACCESS SERVICE**16. Public Packet Data Network (Cont'd)16.9 Internet Protocol Gateway Access Service (Cont'd)16.9.2 Service Description (Cont'd)

IPG Transport is required to provide the connection between the CDP and Telephone Company IPG SWC. IPG Transport consists of an IPG Transport Termination and, where required, an IPG Transport Mileage Facility and IPG Transport Mileage Termination. Which IPG Transport rate elements apply will depend on where in its network the Telephone Company deploys its IP gateway. An IPG Port is required to provide the interface at the IPG SWC to the Telephone Company's switched network.

The transmission quality of IPG is not guaranteed and is offered to the IPG customer at a best effort level. The Telephone Company will attempt to deliver all interexchange voice traffic received that was originated on or transported across the IPG customer's IP based network.

The Telephone Company will provide the IPG customer accurate call signaling data for interexchange voice traffic that originates on or is transported across the Telephone Company's network. The call signaling data will either: 1) conform to an active 10-digit North American Numbering Plan or directory number, which is associated with the geographic location of the originating calling party (i.e., Calling Party Number and/or Automatic Number Identification) or 2) represent IP equivalent call signaling that is mutually agreed upon by the IPG customer and Telephone Company at the time the customer places its order for IPG.

Service is provided, where available, between CDPs and designated Telephone Company IPG SWCs located within the Telephone Company's serving territory. IPG will be furnished where suitable facilities exist as determined by the Telephone Company. The Telephone Company will identify its IPG SWCs in the NATIONAL EXCHANGE CARRIER ASSOCIATION, INC. TARIFF F.C.C. NO. 4.

(N)

(N)

**ACCESS SERVICE**16. Public Packet Data Network (Cont'd)16.9 Internet Protocol Gateway Access Service (Cont'd)

(N)

16.9.2 Service Description (Cont'd)

Rates and charges for IPG are specified in Section 17, following. The application of rates and charges for IPG is described later in this section.

16.9.3 Obligations of the Customer

In addition to the regulations described in other sections of this tariff, the following provisions apply to IPG.

- (A) The IPG customer is responsible for providing the Telephone Company with the necessary information to provision IPG as specified in Section 5.2 Ordering Requirements, preceding.
- (B) The IPG customer is responsible for providing and maintaining all required CPE, which is compatible with IPG and the customer selected signaling interface and bearer channel format that comply with the requirements specified in the following Technical References:

- IETF RFC 3261 – June 2002;
- IETF RFC 3262 - June 2002;
- IETF RFC 3263 – June 2002;
- IETF RFC 3264 – June 2002;
- IETF RFC 3265 – June 2002;
- IETF RFC 3550 – July 2003;
- ITU-T G.711 – November 1988;
- ITU-T G.723.1 – May 2006;
- ITU-T G.729 – January 2007;
- ITU-T G.7041/Y.1303 – August 2005;
- ITU-T G.8040/Y.1340 – September 2005;
- ITU-T H.225.0 – May 2006;
- ITU-T H.245 – June 2008; and/or
- ITU-T H.323 – June 2006.

(N)

Transmittal No. 184

Issued: August 15, 2014

Effective: August 30, 2014

President  
7852 Walker Drive, Greenbelt, Maryland 20770



**ACCESS SERVICE**16. Public Packet Data Network (Cont'd)16.9 Internet Protocol Gateway Access Service (Cont'd)16.9.3 Obligations of the Customer (Cont'd)

- (C) The IPG customer is responsible for passing to the Telephone Company accurate call signaling data that will enable the Telephone Company to accurately bill for the associated terminating FGD Switched Access Service network usage. Such call signaling data must either: 1) conform to an active 10-digit North American Numbering Plan or directory number, which is associated with the geographic location of the originating calling party (i.e., Calling Party Number and/or Automatic Number Identification) or 2) represent IP equivalent call signaling that is mutually agreed upon by the IPG customer and Telephone Company at the time the customer places its order for IPG.

16.9.4 Rate Regulations

This section contains the regulations governing the rates and charges that apply for IPG. Regulations governing the rates and charges for FGD Switched Access Service provided under this tariff used in conjunction with IPG are as specified in Section 6.8.1, preceding. The following diagrams depict generic views of the elements of IPG.

(N)

(N)

Transmittal No. 184

Issued: August 15, 2014

Effective: August 30, 2014

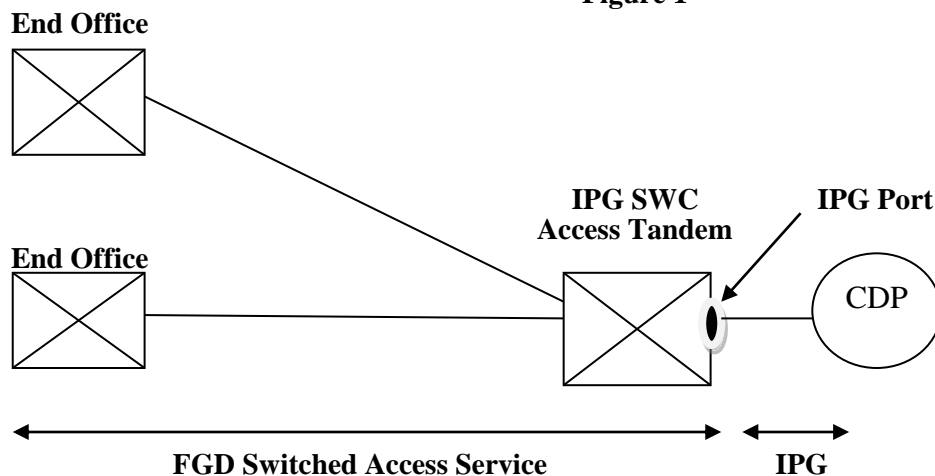
President  
7852 Walker Drive, Greenbelt, Maryland 20770

**ACCESS SERVICE**16. Public Packet Data Network (Cont'd)

(N)

16.9 Internet Protocol Gateway Access Service (Cont'd)16.9.4 Rate Regulations (Cont'd)

In the first figure, the IPG customer's CDP is served by the Telephone Company's IPG SWC. The Telephone Company deployed its IP gateway at its access tandem office. The IPG customer obtains the ability to deliver traffic originated on or transported across its IP based network for termination to local exchange service subscribers served by end offices subtending this access tandem office and to accept traffic originated on or transported across the Telephone Company's network. The IPG customer orders the applicable IPG service elements from the Telephone Company pursuant to the provisions specified in this section and the applicable FGD Switched Access Service elements pursuant to the provisions specified in Section 6.8.1, preceding.

**Figure 1**

- Tandem Switched Facility
- Tandem Switched Termination
- Tandem Switching
- Local Switching
- Information Surcharge

- IPG Transport Termination
- IPG Port

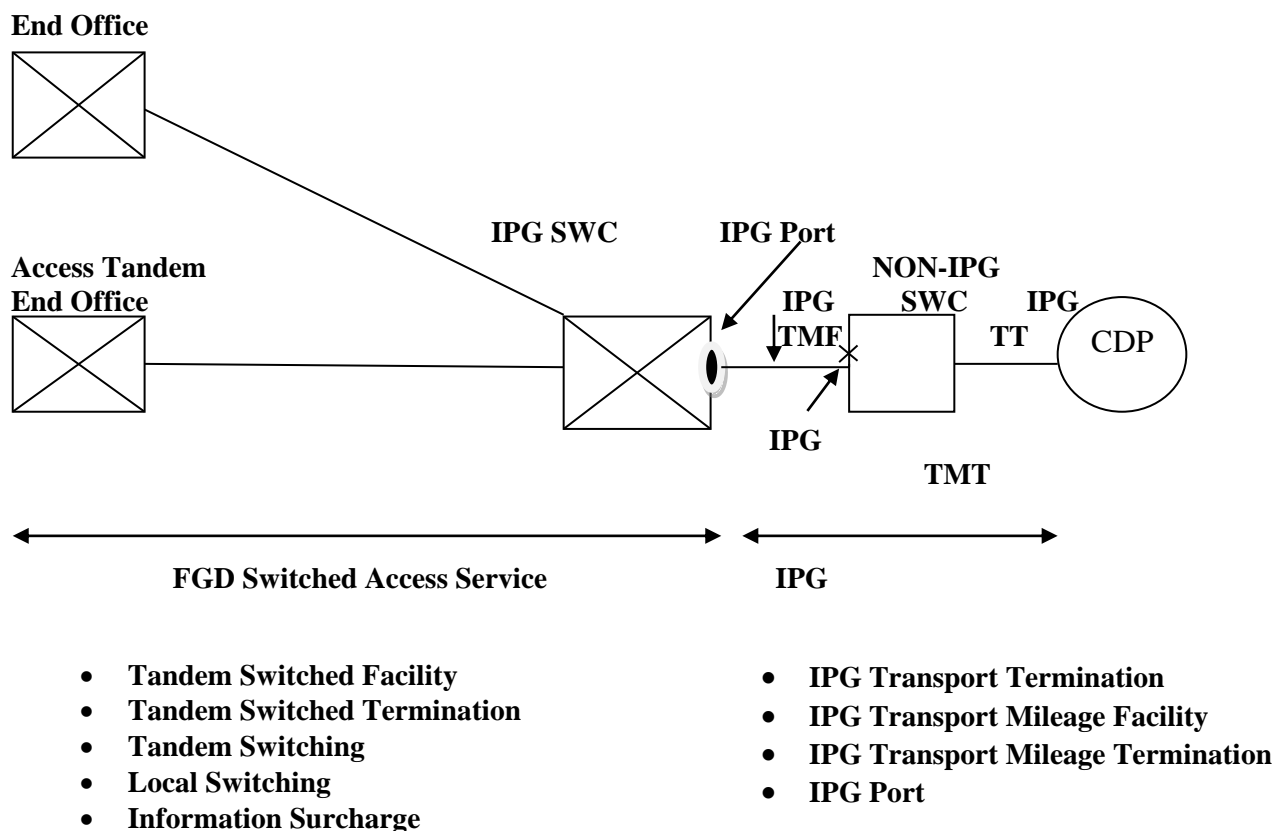
(N)

**ACCESS SERVICE**16. Public Packet Data Network (Cont'd)16.9 Internet Protocol Gateway Access Service (Cont'd)

(N)

16.9.4 Rate Regulations (Cont'd)

In the second figure, the IPG customer's CDP is served by a SWC that is not the IPG SWC. The Telephone Company deployed its IP gateway at its access tandem office. The IPG customer obtains the ability to deliver traffic originated on or transported across its IP based network for termination to local exchange service subscribers served by end offices subtending this access tandem office and to accept traffic originated on or transported across the Telephone Company's network. The IPG customer orders the applicable IPG service elements from the Telephone Company pursuant to the provisions specified in this section and the applicable FGD Switched Access Service elements pursuant to the provisions specified in Section 6.8.1, preceding.

**Figure 2**

(N)

Transmittal No. 184

Issued: August 15, 2014

Effective: August 30, 2014

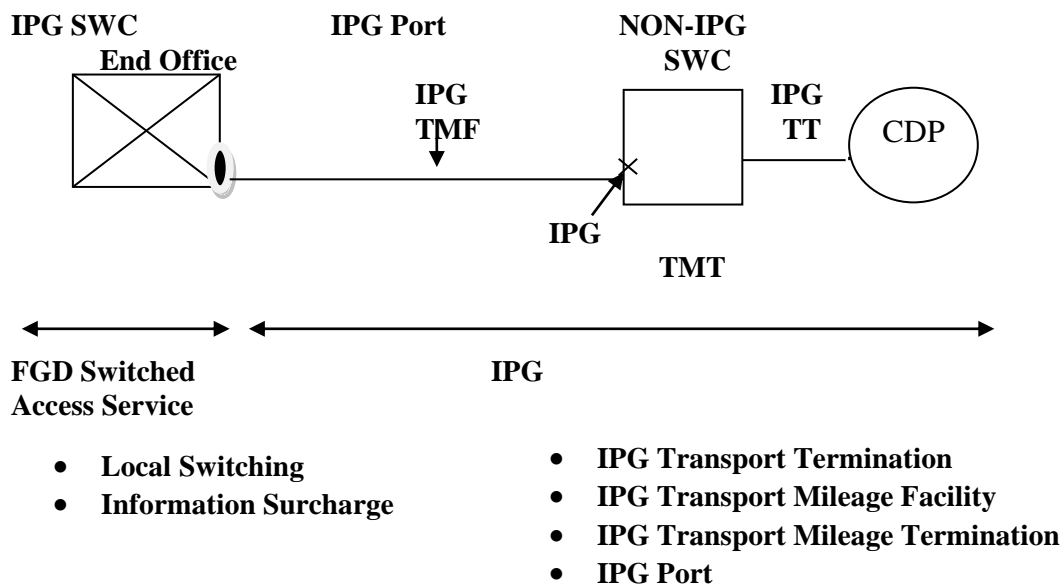
President  
7852 Walker Drive, Greenbelt, Maryland 20770

**ACCESS SERVICE**16. Public Packet Data Network (Cont'd)16.9 Internet Protocol Gateway Access Service (Cont'd)

(N)

16.9.4 Rate Regulations (Cont'd)

In the third figure, the IPG customer's CDP is served by a SWC that is not the IPG SWC. The Telephone Company deployed its IP gateway at its end office. The IPG customer obtains the ability to deliver traffic originated on or transported across its IP based network for termination to local exchange service subscribers served by this end office and to accept traffic originated on or transported across the Telephone Company's network. The IPG customer orders the applicable IPG service elements from the Telephone Company pursuant to the provisions specified in this section and the applicable FGD Switched Access Service elements pursuant to the provisions specified in Section 6.8.1, preceding.

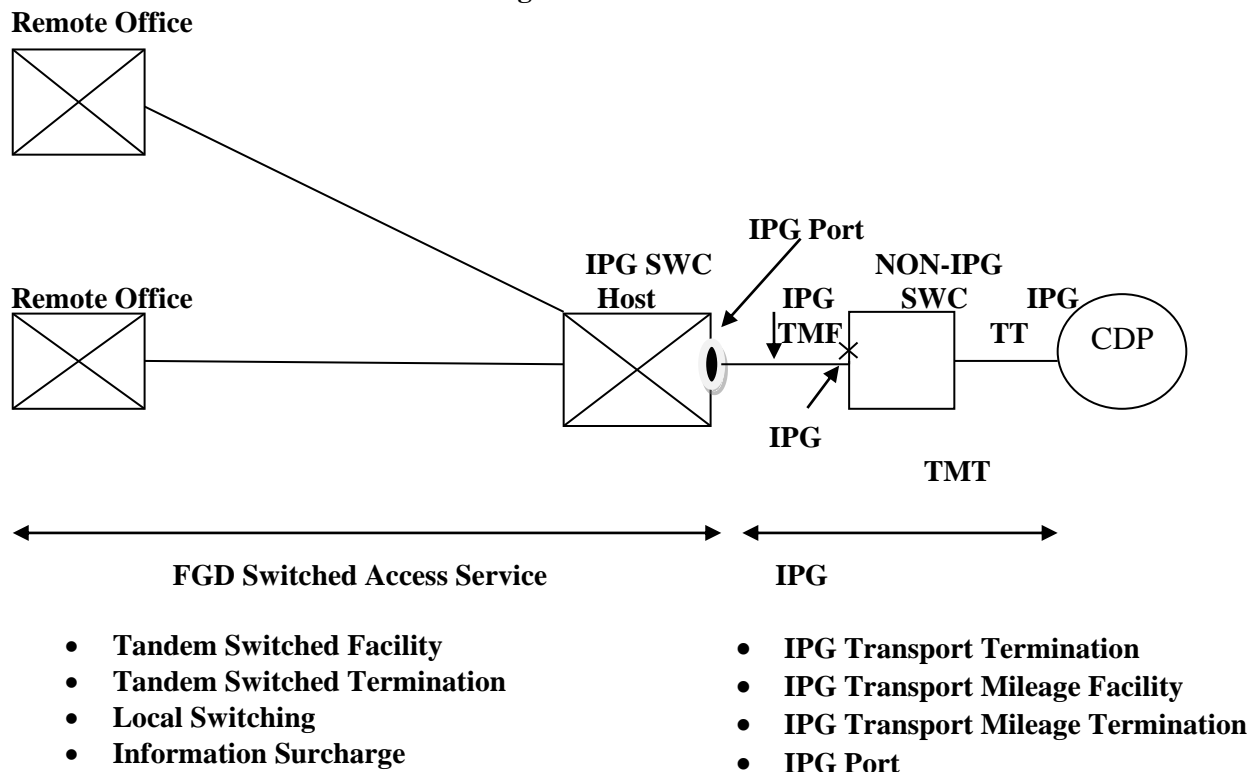
**Figure 3**

(N)

Transmittal No. 184

**ACCESS SERVICE**16. Public Packet Data Network (Cont'd)16.9 Internet Protocol Gateway Access Service (Cont'd)16.9.4 Rate Regulations (Cont'd)

In the fourth figure, the IPG customer's CDP is served by a SWC that is not the IPG SWC. The Telephone Company deployed its IP gateway at its host office. The IPG customer obtains the ability to deliver traffic originated on or transported across its IP based network for termination to local exchange service subscribers served by this host office and its subtending remote offices and to accept traffic originated on or transported across the Telephone Company's network. The IPG customer orders the applicable IPG service elements from the Telephone Company pursuant to the provisions specified in this section and the applicable FGD Switched Access Service elements pursuant to the provisions specified in Section 6.8.1, preceding.

**Figure 4**

**ACCESS SERVICE**16. Public Packet Data Network (Cont'd)16.9 Internet Protocol Gateway Access Service (Cont'd)16.9.4 Rate Regulations (Cont'd)(A) Rate Categories

IPG service elements are described below. Rates and charges are specified in Section 17.

(1) IPG Transport Termination (TT)

An IPG TT provides the transport facility between the customer's designated premises and the Telephone Company's SWC. The IPG TT rate element is designed to recover the costs associated with this transport facility.

IPG TTs are available at bandwidth speeds of 1.544 Mbps and 44.736 Mbps. The IPG customer orders the quantity and type of IPG TT it needs based on its bandwidth requirements. An IPG TT may be connected to: 1) an IPG Port when the IPG SWC is the SWC serving the customer's designated premises or 2) an IPG Transport Mileage Facility and IPG Transport Mileage Termination when the SWC serving the customer's designated premises is not IPG equipped.

Monthly and nonrecurring charges apply for each IPG TT ordered. The charges are based upon the bandwidth capacity ordered by the customer. The IPG TT will apply even if the customer's designated premises and the IPG SWC are located in the same Telephone Company building.

(N)

(N)

**ACCESS SERVICE**16. Public Packet Data Network (Cont'd)16.9 Internet Protocol Gateway Access Service (Cont'd)

(N)

16.9.4 Rate Regulations (Cont'd)(A) Rate Categories (Cont'd)(2) IPG Transport Mileage Facility (TMF)

IPG TMF is required when the SWC serving the customer's designated premises is not IPG equipped. The IPG TMF provides the transport facility between the SWC serving the customer's designated premises and the Telephone Company's IPG SWC. The IPG TMF rate element is designed to recover the costs associated with this transport facility.

IPG TMF is available at bandwidth speeds of 1.544 Mbps and 44.736 Mbps. The IPG customer orders the quantity and type of IPG TMF it needs based on its bandwidth requirements.

A monthly charge applies for each IPG TMF ordered. The monthly charge for each IPG TMF is based upon the bandwidth speed ordered and the number of airline miles between the SWC serving the customer's designated premises and the Telephone Company's IPG SWC. To determine the applicable monthly charge, first compute the airline mileage using the V&H coordinates method described in the NATIONAL EXCHANGE CARRIER ASSOCIATION, INC. TARIFF F.C.C. NO. 4. When the calculation results in a fraction of a mile, always round up to the next whole mile before determining the total airline mileage. Once the total airline mileage for each IPG TMF is determined, multiply the number of airline miles times the IPG Transport Mileage Facility per mile rate for the bandwidth speed ordered.

(N)

Transmittal No. 184

Issued: August 15, 2014

Effective: August 30, 2014

President  
7852 Walker Drive, Greenbelt, Maryland 20770

**ACCESS SERVICE**16. Public Packet Data Network (Cont'd)16.9 Internet Protocol Gateway Access Service (Cont'd)16.9.4 Rate Regulations (Cont'd)(A) Rate Categories (Cont'd)(3) IPG Transport Mileage Termination (TMT)

An IPG TMT is required whenever the customer orders IPG TMF as described in (2), above. The IPG TMT provides the circuit equipment needed to terminate an IPG TMF at the SWC serving the customer's designated premises. The IPG TMT rate element is designed to recover the costs associated with this circuit equipment.

IPG TMT is available at bandwidth speeds of 1.544 Mbps and 44.736 Mbps.

For each IPG TMF ordered by the customer, one IPG TMT at the same speed as the associated IPG TMF applies. A monthly charge applies for each IPG TMT based upon the bandwidth speed ordered by the customer.

(N)

(N)



**ACCESS SERVICE**16. Public Packet Data Network (Cont'd)16.9 Internet Protocol Gateway Access Service (Cont'd)16.9.4 Rate Regulations (Cont'd)(A) Rate Categories (Cont'd)(4) IPG Port

An IPG Port provides network and signaling interfaces at the Telephone Company's IPG SWC. The IPG Port also provides for the establishment of a trunk-side bearer channel transmission path to allow voice call information to be passed between the customer's IP based network and the Telephone Company's switched network. The IPG Port rate element is designed to recover the costs associated with providing the interface for the bearer channel transmission path.

IPG Ports are available with bandwidth speeds of 1.544 Mbps and 44.736 Mbps. Required IPG Transport into the IPG Port is provided using either: 1) an IPG TT when the SWC serving the customer's designated premises is IPG equipped or 2) a combination of an IPG TT, an IPG TMF and an IPG TMT when the SWC serving the customer's designated premises is not IPG equipped. The bandwidth speed of an IPG Port must be equal to the bandwidth speed of the associated IPG Transport.

A monthly charge applies for each IPG Port ordered. The monthly charge for each IPG Port is based upon the bandwidth speed ordered by the customer.

(N)

(N)

Transmittal No. 184

Issued: August 15, 2014

Effective: August 30, 2014

President  
7852 Walker Drive, Greenbelt, Maryland 20770

**ACCESS SERVICE**16. Public Packet Data Network (Cont'd)16.9 Internet Protocol Gateway Access Service (Cont'd)16.9.4 Rate Regulations (Cont'd)(B) Types of Rates and Charges

There are two types of rates and charges applicable to IPG. They are monthly rates and nonrecurring charges as described below.

(1) Monthly Rates

Monthly rates are recurring rates that apply each month or fraction thereof when an IPG service element is provided. For billing purposes, each month is considered to have 30 days.

(2) Nonrecurring Charges

Nonrecurring charges are one-time charges that apply for specific work activity (i.e., installation or change to an existing service). The types of nonrecurring charges that apply for IPG are installation of service, service rearrangements and moves.

Except as specified below, these charges are in addition to the Access Order Charge as specified in Section 17.4.1, following.

(a) Installation of Service

Nonrecurring charges apply for the installation of IPG Transport Terminations.

(N)

(N)

**ACCESS SERVICE**16. Public Packet Data Network (Cont'd)16.9 Internet Protocol Gateway Access Service (Cont'd)

(N)

16.9.4 Rate Regulations (Cont'd)(B) Types of Rates and Charges (Cont'd)(2) Nonrecurring Charges (Cont'd)(b) Service Rearrangements

Service rearrangements are changes to existing (i.e., installed) services, which may be administrative only in nature as set forth below or, that involve an actual physical change to the service.

When the IPG customer elects to change the bandwidth capacity on existing IPG Ports and associated IPG Transport, the request will be considered a discontinuance of service for the former capacity and start of service for the new capacity. Associated nonrecurring (i.e., installation) charges will apply. New minimum period requirements will be established for the new IPG service elements. The IPG customer will also remain responsible for satisfying all outstanding minimum period charges for the discontinued IPG service elements, if applicable.

Following the initial installation of service, the IPG customer may request a change to its existing signaling interface and/or bearer channel format provided the requested signaling interface and/or bearer channel format conforms to the transmission standards specified in the Technical References listed in Section 16.9.3(B), above. The Telephone Company and IPG customer will

(N)

Transmittal No. 184

Issued: August 15, 2014

Effective: August 30, 2014

President  
7852 Walker Drive, Greenbelt, Maryland 20770

**ACCESS SERVICE**16. Public Packet Data Network (Cont'd)16.9 Internet Protocol Gateway Access Service (Cont'd)

(N)

16.9.4 Rate Regulations (Cont'd)(B) Types of Rates and Charges (Cont'd)(2) Nonrecurring Charges (Cont'd)(b) Service Rearrangements (Cont'd)

work cooperatively to ensure that proper call addressing and billing information will continue to be exchanged as described in Section 16.9.3(C), above, after the requested change is made. An Access Order Charge per order will apply for this type of request.

Administrative changes will be made without charge(s) to the IPG customer. Administrative changes are as follows:

- Change of customer name,
- Change of customer or customer's end user premises address when the change of address is not a result of physical relocation of equipment,
- Change in billing data (name, address, or contact name or telephone number),
- Change of agency authorization,
- Change of customer circuit identification,
- Change of billing account number,
- Change of customer or customer's end user contact name or telephone number, and
- Change of jurisdiction.

(N)

Transmittal No. 184

**ACCESS SERVICE**16. Public Packet Data Network (Cont'd)16.9 Internet Protocol Gateway Access Service (Cont'd)

(N)

16.9.4 Rate Regulations (Cont'd)(B) Types of Rates and Charges (Cont'd)(2) Nonrecurring Charges (Cont'd)(c) Moves

A move involves a change in the physical location of one of the following:

- The Point of Termination at the customer's premises
- The customer's premises

The charges for moving IPG service elements are dependent on whether the move is to a different location within the same building, to a different building within the same SWC, or to a different building in a different SWC.

(i) Moves Within the Same Building

IPG Ports and, where required, IPG TMFs and IPG TMTs are not impacted when the IPG customer moves its Point of Termination to a different location within the same building. The charge for moving an IPG TT to a new location within the same building will be an amount equal to one half of the nonrecurring (i.e., installation) charge for the IPG TT. There will be no change in the minimum period requirements.

(N)

Transmittal No. 184

Issued: August 15, 2014

Effective: August 30, 2014

President  
7852 Walker Drive, Greenbelt, Maryland 20770

**ACCESS SERVICE**16. Public Packet Data Network (Cont'd)16.9 Internet Protocol Gateway Access Service (Cont'd)16.9.4 Rate Regulations (Cont'd)(B) Types of Rates and Charges (Cont'd)(2) Nonrecurring Charges (Cont'd)(c) Moves (Cont'd)(ii) Moves To a Different Building Within the Same SWC

IPG Ports and, where required, IPG TMFs and IPG TMTs are not impacted when the IPG customer moves its Point of Termination to a different building within the same SWC. The move of an IPG TT will be treated as a discontinuance and start of service. A nonrecurring (i.e., installation) charge will apply per IPG TT. A new minimum period requirement will be established for the IPG TT. The IPG customer will also remain responsible for satisfying all outstanding minimum period charges for the discontinued IPG TT, if applicable.

(N)

(N)

**ACCESS SERVICE**16. Public Packet Data Network (Cont'd)16.9 Internet Protocol Gateway Access Service (Cont'd)16.9.4 Rate Regulations (Cont'd)(B) Types of Rates and Charges (Cont'd)(2) Nonrecurring Charges (Cont'd)(c) Moves (Cont'd)(iii) Moves to a Different Building in a Different SWC

A move to a different building in a different SWC will be treated as a discontinuance and start of service of all associated IPG elements. Associated nonrecurring (i.e., installation) charges will apply. New minimum period requirements will be established for the new IPG service elements. The IPG customer will also remain responsible for satisfying all outstanding minimum period charges for the discontinued IPG service elements, if applicable.

(C) Minimum Periods

The minimum period for all IPG service elements provided to the IPG customer and for which charges are applicable is twelve (12) months.

(N)

(N)