

ACCESS SERVICE

CONSOLIDATED COMMUNICATIONS COMPANIES

REGULATIONS, RATES AND CHARGES

**Applying to the Provision of Access Services
for Connection to Interstate Communications Facilities
for Interstate Customers within the operating territory of the Issuing Carrier listed below.**

Consolidated Communications of California

Access Services are provided by means of wire, radio, satellite
or other suitable technology or a combination thereof.

This tariff cancels SureWest Telephone Tariff F.C.C. No. 1 in its entirety.

Issued under authority of Special Permission No. 15-020

Issued: December 17, 2015

Effective: January 1, 2016

Transmittal No. 63
Vice President, Regulatory and Public Policy
211 Lincoln Street
Roseville, California 95678

ACCESS SERVICE

CHECK SHEET

Title page and pages 1 to 477 of this tariff, inclusive, are effective as of the date shown. The original and revised pages named below contain all changes from the original tariff that are in effect on the date shown.

<u>Page</u>	<u>Number of Revision Except as Indicated</u>	<u>Page</u>	<u>Number of Revision Except as Indicated</u>	<u>Page</u>	<u>Number of Revision Except as Indicated</u>
1	9th*				
92	1st				
95	1st				
96	1st				
97	1st				
97.1	Original				
97.2	Original				
97.3	Original				
97.4	Original				
97.5	Original				
97.6	Original				
97.7	Original				
97.8	Original				
97.9	Original				
159	1st				
202	1st				
432	1st				
432.2	1st				
433	2nd				
434	1st				
446	3rd				
476	1st				
477	7th *				

* New or Revised page

Transmittal No. 76

ACCESS SERVICE

CHECK SHEET

Title page and pages 1 to 477 of this tariff, inclusive, are effective as of the date shown.

<u>Page</u>	<u>Number of Revision Except as Indicated</u>	<u>Page</u>	<u>Number of Revision Except as Indicated</u>	<u>Page</u>	<u>Number of Revision Except as Indicated</u>
-------------	---	-------------	---	-------------	---

Issued: December 17, 2015

Effective: January 1, 2016

Transmittal No. 63
Vice President, Regulatory and Public Policy
211 Lincoln Street
Roseville, California 95678

ACCESS SERVICE

TABLE OF CONTENTS

	<u>Page No.</u>
<u>CHECK SHEET</u>	1
<u>TABLE OF CONTENTS</u>	2
<u>CONCURRING CARRIERS</u>	16
<u>CONNECTING CARRIERS</u>	16
<u>OTHER PARTICIPATING CARRIERS</u>	16
<u>REGISTERED SERVICE MARKS AND TRADEMARKS</u>	16
<u>TARIFF INFORMATION AND USE</u>	17
<u>EXPLANATION OF SYMBOLS</u>	25
<u>EXPLANATION OF ABBREVIATIONS</u>	25
<u>REFERENCE TO OTHER TARIFFS</u>	26
<u>REFERENCE TO TECHNICAL PUBLICATIONS</u>	27
1. <u>APPLICATION OF TARIFF</u>	29
2. <u>GENERAL REGULATIONS</u>	30
2.1 <u>Undertaking of the Telephone Company</u>	30
2.1.1 Scope	30
2.1.2 Limitations	30
2.1.3 Liability	32
2.1.4 Provision of Services	36
2.1.5 Facility Terminations	36
2.1.6 Service Maintenance	37
2.1.7 Changes and Substitutions	37
2.1.8 Refusal and Discontinuance of Service	38
2.1.9 Notification of Service-Affecting Activities	41.1
2.1.10 Coordination with Respect to Network Contingencies	42
2.1.11 Provision and Ownership of Telephone Numbers	42

ACCESS SERVICE

TABLE OF CONTENTS

	<u>Page No.</u>
2. <u>GENERAL REGULATIONS</u> (Cont'd)	
2.2 <u>Use</u>	43
2.2.1 Interference or Impairment	43
2.2.2 Unlawful and Abusive Use	43
2.3 <u>Obligations of the Customer</u>	44
2.3.1 Damages	44
2.3.2 Ownership of Facilities and Theft	44
2.3.3 Equipment Space and Power	44
2.3.4 Availability for Testing	45
2.3.5 Limitation of Use of Metallic Facilities	45
2.3.6 Balance	46
2.3.7 Design of Customer Services	46
2.3.8 References to the Telephone Company	46
2.3.9 Claims and Demands for Damages	46
2.3.10 Coordination with Respect to Network Contingencies	48
2.3.11 Jurisdictional Report Requirements	48
2.3.12 Determination of Interstate Charges for Mixed Interstate and Intrastate Access Service	56.1
2.3.13 Certification of Special Access Lines as Interstate	57
2.4 <u>Payment Arrangements and Credit Allowances</u>	57.2
2.4.1 Payment of Rates, Charges and Deposits	57.2
2.4.2 Minimum Periods	67
2.4.3 Cancellation of an Order for Service	68
2.4.4 Credit Allowance for Service Interruptions	68
2.4.5 Re-establishment of Service Following Fire, Flood or Other Occurrence	76
2.4.6 Title or Ownership Rights	77
2.4.7 Access Services Provided By More Than One Telephone Company	77
2.5 <u>Connections</u>	98

ACCESS TARIFF

TABLE OF CONTENTS

	<u>Page No.</u>
2. <u>GENERAL REGULATIONS</u> (Cont'd)	
2.6 <u>Definitions</u>	98
Access Code	98
Access Minutes	99
Access Tandem	99
Answer/Disconnect Supervision	99
Aggregator	99
Attenuation Distortion	99
Authorized Billing Agent	100
Balance (100 Type) Test Line	100
Billing Name and Address	100
Bit	100
Blocking	100
Bulk Basis	100
Business Day	100.1
Busy Hour Minutes of Capacity (BHMC)	100.1
Call	101
Carrier Identification Code	101
Carrier or Common Carrier	101
CCS	101
Central Office	101
Central Office Maintenance Technician	101
Central Office Prefix	101
Channel(s)	102
Channel Service Unit	102
Channelize	102
C-Message Noise	102
C-Notched Noise	102
Coin Station	103
Common Channel Signaling	103
Common Line	103
Communications System	103
Customer(s)	103

ACCESS SERVICE

TABLE OF CONTENTS

	<u>Page No.</u>
2. <u>GENERAL REGULATIONS</u> (Cont'd)	
2.6 <u>Definitions</u> (Cont'd)	
Customer Designated Premises	103.1
Customer Signaling Point Code (CSPC)	103.1
Data Base - 800 Access Service	103.1
Data Transmission (107 Type) Test Line	104
Decibel	104
Decibel Reference Noise C-Message Weighting	104
Decibel Reference Noise C-Message Referenced to 0	104
Detail Billing	104
Direct Trunked Transport	105
Dual Tone Multifrequency Address Signaling	105
Echo Control	105
Echo Path Loss	106
Echo Return Loss	106
Effective 2-wire	106
Effective 4-wire	106
End Office	107
End User	107
Enhanced Service	107
Entrance Facility	107
Entry Switch	107
Envelope Delay Distortion	108
Equal Level Echo Path Loss	108
Exchange	108
Exchange Company Signaling Point Code (ECSPC)	108
Expected Measured Loss	108
Extended Area Service	109
First Point of Switching	109
Frequency Shift	109
Grandfathered	109
Host Central Office	109

ACCESS SERVICE

TABLE OF CONTENTS

	<u>Page No.</u>
2. <u>GENERAL REGULATIONS</u> (Cont'd)	
2.6 <u>Definitions</u> (Cont'd)	
Immediately Available Funds	110
Impedance Balance	110
Impulse Noise	110
Individual Case Basis	110
Inserted Connection Loss	110
Installation and Repair Technician	111
Interconnecting Signaling Transfer Point (STP)	111
Interexchange Carrier (IC) or Interexchange Common Carrier	111
Intermodulation Distortion	111
Interstate Communications	111
Intrastate Communications	111
LEC Joint Use Card	111.1
Legal Holiday	112
Line Side Connection	112
Link Type	112
Local Access and Transport Area (LATA)	112
Loss Deviation	112
Major Fraction Thereof	112
Message	113
Milliwatt (102 Type) Test Line	113
Network Control Signaling	113
Nonsynchronous Test Line	113
North American Numbering Plan	114
Off-hook	114
On-hook	114
Open Circuit Test Line	114
Originating Direction	114
Pay Telephone	114

ACCESS SERVICE

TABLE OF CONTENTS

	<u>Page No.</u>
2. <u>GENERAL REGULATIONS</u> (Cont'd)	
2.6 <u>Definitions</u> (Cont'd)	
Payphone Service Provider	115
Phase Jitter	115
Point of Termination	115
Premises	115
Public Access Line (PAL)	115
Remote Switching Modules/Systems	115
Return Loss	116
Registered Equipment	116
Secondary Exchange Carrier	116
Service Access Code	116
Service Control Point	116
Service Switching Point (SSP)	116
Serving Wire Center	117
Seven Digit Manual Test Line	117
Shortage of Facilities or Equipment	117
Short Circuit Test Line	117
Signal-To-C-Notched Noise Ratio	117
Signaling Link (SL)	117.1
Signaling Link Code (SLC)	117.1
Signaling Point of Interface (SPOI)	117.1
Signaling Return Loss	117.1
Signaling System 7 (SS7)	117.1
Signaling Transfer Point (STP)	117.1
Subtending End Office of an Access Tandem	118
Synchronous Test Line	118
Tandem Switched Transport	118
Terminating Direction	118
Transmission Measuring (105 Type) Test Line/Responder	118
Transmission Path	118

ACCESS SERVICE

TABLE OF CONTENTS

	<u>Page No.</u>
2. <u>GENERAL REGULATIONS</u> (Cont'd)	
2.6 <u>Definitions</u> (Cont'd)	
Trunk	119
Trunk Group	119
Trunk Side Connection	119
Two-Wire to Four-Wire Conversion	119
V and H Coordinates Method	120
WATS Serving Office	120
Wire Center	120
3. <u>FEDERAL UNIVERSAL SERVICE CHARGE, ISDN LINE PORTS AND</u>	121
<u>DS1 LINE PORT</u>	
3.1 Federal Universal Service Charge	121
3.1.1 Rate Application	121
3.2 ISDN Line Ports	121
3.2.1 Rate Application	121.1
3.3 DS1 Line Ports	121.1
3.3.1 Rate Application	121.1
4. <u>END USER ACCESS SERVICE</u>	122
4.1 <u>General Description</u>	122
4.2 <u>Regulations, Rates and Charges</u>	122
4.3 <u>Access Recovery Charge (ARC)</u>	122
4.3.1 General Description	122
4.3.2 Limitations	122
4.3.3 Undertaking of the Telephone Company	122.1
4.3.4 Obligations of Radio Common Carriers	122.1
4.3.5 Payment Arrangements and Credit Allowances	122.1
4.3.6 Rate Regulations	122.2

ACCESS SERVICE

TABLE OF CONTENTS

	<u>Page No.</u>
4. <u>END USER ACCESS SERVICE (Cont'd)</u>	122
4.4 <u>End User Common Line (EUCL)</u>	122.5
4.4.1 General Description	122.5
4.4.2 Limitations	122.5
4.4.3 Undertaking of the Telephone Company	122.6
4.4.4 Obligations of Radio Common Carriers	122.6
4.4.5 Payment Arrangements and Credit Allowances	122.6
4.4.6 Rate Regulations	122.7
5. <u>ACCESS ORDERING</u>	
5.1 <u>General</u>	123
5.1.1 Service Installation	123
5.1.2 Expedited Orders	124
5.1.3 Selection of Facilities for Access	125
5.2 <u>Ordering Requirements</u>	126
5.2.1 Switched Access Service	126
5.2.2 Special Access Service	131.1
5.2.3 WATS or WATS-type Service	132
5.2.4 Mixed Use Facilities – Switched and Special Access	133
5.2.5 Miscellaneous Services	133
5.3 <u>Access Orders for Services Provided by More than One Telephone Company</u>	134
5.3.1 Non Meet Point Billing Ordering	135
5.3.2 Meet Point Billing Ordering	136
5.4 <u>Charges Associated with Access Ordering</u>	139
5.4.1 Access Order Charge	139
5.4.2 Miscellaneous Service Order Charge	140
5.4.3 Access Order Change Charges	141

ACCESS SERVICE
TABLE OF CONTENTS

	<u>Page No.</u>
5. <u>ACCESS ORDERING</u> (Cont'd)	
5.5 <u>Minimum Periods and Cancellations</u>	145
5.5.1 Minimum Periods	145
5.5.2 Development of Minimum Period Charges	145
5.5.3 Cancellation of an Access Order	146
5.5.4 Partial Cancellation Charge	148
6. <u>SWITCHED ACCESS SERVICE</u>	149
6.1 <u>General</u>	149
6.1.1 Description and Provision of Switched Access Service Arrangements	150
6.1.2 Ordering Options and Conditions	154
6.1.3 Rate Categories	154
6.1.4 Special Facilities Routing	168.2
6.1.5 Design Layout Report	168.2
6.2 <u>Undertaking of the Telephone Company</u>	169
6.2.1 Network Management	169
6.2.2 Transmission Specifications	169
6.2.3 Provision of Service Performance Data	170
6.2.4 Testing	171
6.2.5 Determination of Number of Transmission Paths	172
6.2.6 Trunk Group Measurement Reports	173
6.3 <u>Obligations of the Customer</u>	173
6.3.1 Report Requirements	173
6.3.2 Trunk Group Measurement Reports	174
6.3.3 Supervisory Signaling	174
6.3.4 Short Duration Mass Calling Requirements	175

ACCESS SERVICE

TABLE OF CONTENTS

	<u>Page No.</u>
6. <u>SWITCHED ACCESS SERVICE</u> (Cont'd)	
6.4 <u>Rate Regulations</u>	176
6.4.1 Description and Application of Rates and Charges	176
6.4.2 Minimum Monthly Charge	195
6.4.3 Change of Switched Access Service Arrangements	195
6.4.4 Moves	197
6.4.5 Local Information Delivery Services	197
6.4.6 Mileage Measurement	198
6.4.7 Mixed Use	203
6.4.8 Message Unit Credit for Feature Group A	203
6.4.9 Application of Rates for Feature Group A Extension Service	203
6.5 <u>Description and Provision of Feature Group A (FGA)</u>	206
6.5.1 Description	206
6.5.2 Optional Features	209
6.5.3 Optional Features Provided in Local Tariffs	212
6.5.4 Measuring Access Minutes	212
6.5.5 Testing Capabilities	215
6.6 <u>Description and Provision of Feature Group B (FGB)</u>	216
6.6.1 Description	216
6.6.2 Optional Features	221
6.6.3 Design and Traffic Routing	223
6.6.4 Measuring Access Minutes	223
6.6.5 Testing Capabilities	226
6.7 <u>Reserved</u>	

ACCESS SERVICE

TABLE OF CONTENTS

	<u>Page No.</u>
6 <u>SWITCHED ACCESS SERVICE (Cont'd)</u>	
6.8 <u>Description and Provision of Feature Group D (FGD)</u>	242
6.8.1 Description	242
6.8.2 Optional Features	246
6.8.3 Design and Traffic Routing	248
6.8.4 Measuring Access Minutes	249
6.8.5 Design Blocking Probability	250
6.8.6 Network Blocking Charge	253
6.8.7 Testing Capabilities	254
6.9 <u>Reserved for Future Use</u>	254
6.10 <u>Common Switching, Transport Termination and</u> <u>Interim NXX Translation Optional Features</u>	261
6.10.1 Common Switching Non-chargeable Optional Features	261
6.10.2 Transport Termination Non-chargeable Optional Features	277
6.10.3 Chargeable Optional Features	279
7. <u>SPECIAL ACCESS SERVICE</u>	281
7.1 <u>General</u>	281
7.1.1 Channel Types	281

ACCESS SERVICE

TABLE OF CONTENTS

	<u>Page No.</u>
7. <u>SPECIAL ACCESS SERVICE</u> (Cont'd)	
7.1 <u>General</u> (Cont'd)	281
7.1.2 Service Descriptions	284
7.1.3 Service Configurations	287
7.1.4 Alternate Use	293
7.1.5 Special Facilities Routing	293
7.1.6 Design Layout Report	293
7.1.7 Acceptance Testing	294
7.1.8 Ordering Options and Conditions	295
7.2 <u>Rate Regulations</u>	295
7.2.1 Rate Categories	295
7.2.2 Types of Rates and Charges	299
7.2.3 Moves	303
7.2.4 Minimum Periods	304
7.2.5 Mileage Measurement	305
7.2.6 Facility Hubs	306
7.2.7 Mixed Use Analog and Digital High Capacity Services	309
7.2.8 DS3 High Capacity Service	310
7.2.9 SONET Ring Services	310.4
7.3 <u>Surcharge for Special Access Service</u>	311
7.3.1 General	311
7.3.2 Application	311
7.3.3 Exemption of Special Access Service	312
7.3.4 Rate Regulation	313
7.4 <u>Metallic Service</u>	316
7.4.1 Basic Channel Description	316
7.4.2 Technical Specifications Packages and Network Channel Interfaces	317
7.4.3 Optional Features and Functions	317

ACCESS SERVICE

TABLE OF CONTENTS

	<u>Page No.</u>
7. <u>SPECIAL ACCESS SERVICE</u> (Cont'd)	
7.5 <u>Voice Grade Service</u>	319
7.5.1 Basic Channel Description	319
7.5.2 Technical Specifications Packages and Network Channel Interfaces	319
7.5.3 Optional Features and Functions	320
7.6 <u>Program Audio Service</u>	329
7.6.1 Basic Channel Description	329
7.6.2 Technical Specifications Packages and Network Channel Interfaces	329
7.6.3 Optional Features and Functions	330
7.7 <u>Digital Data Service</u>	332
7.7.1 Basic Channel Description	332
7.7.2 Technical Specifications Packages and Network Channel Interfaces	332
7.7.3 Optional Features and Functions	333
7.8 <u>High Capacity Service</u>	335
7.8.1 Basic Channel Description	335
7.8.2 Technical Specifications Packages and Network Channel Interfaces	336
7.8.3 Optional Features and Functions	337
7.9 <u>SONET Ring Services</u>	339.1
7.9.1 Basic Service Description	339.1
7.9.2 Channel Interface	339.6
7.10 <u>Individual Case Filings</u>	339.7

ACCESS SERVICE

TABLE OF CONTENTS

	<u>Page No.</u>
8. <u>COMMON CHANNEL SIGNALING SYSTEM 7 (CCS/SS7)</u>	340
8.1 <u>General</u>	340
8.1.1 Service Description	340
8.1.2 Manner of Provisioning	340
8.1.3 Rate Elements	340.1
8.1.4 Ordering Options	340.2
8.2 Transmission Specifications	340.2

ACCESS SERVICE
TABLE OF CONTENTS

	<u>Page No.</u>
8. <u>COMMON CHANNEL SIGNALING SYSTEM 7 (CCS/SS7)</u> <u>INTERCONNECTION SERVICE</u>	
8.3 <u>Acceptance Testing</u>	340.3
8.4 <u>Obligations of the Telephone Company</u>	340.3
8.4.1 Network Management	340.3
8.4.2 Provision of Service Performance Data	340.3
8.5 <u>Obligations of the Customer</u>	340.4
8.5.1 Forecast Report	340.4
8.6 <u>Rate Regulations</u>	
8.6.1 Description of Rates and Charges	340.4
8.6.2 Application of Rates and Charges	340.5
8.6.3 Minimum Period	340.6
8.6.4 Moves	340.6
8.6.5 Mileage Measurement	340.6
9. <u>ADVANCED COMMUNICATIONS NETWORKS</u>	340.7
9.0 <u>General</u>	340.7
9.0.1 Definitions	340.7
9.0.2 Rate Regulations	340.8
9.1 <u>Reserved for Future Use</u>	341
9.2 <u>Frame Relay Service (FRS)</u>	341.4
9.2.1 Description	341.4
9.2.2 Reserved	341.4.1
9.2.3 Rate Regulations	341.4.1
9.3 <u>Asynchronous Transfer Mode Cell Relay Service (ATM CRS)</u>	341.8
9.3.1 General Description	341.8
9.3.2 Service Description	341.9
9.3.3 Service Provisioning	341.9
9.3.4 Rate Regulations	341.17

ACCESS SERVICE

TABLE OF CONTENTS

	<u>Page No.</u>
9. <u>ADVANCED COMMUNICATIONS NETWORKS</u> (Cont'd)	
9.4 <u>Reserved for Future Use</u>	341.20.1
9.5 <u>Ethernet Service (Marketed as EtherMAN)</u>	341.21
9.5.1 Description	341.21
9.5.2 Provisions	341.21
9.5.3 Rate Application	341.21
9.6 <u>Reserved for Future Use</u>	341.22
10. <u>PROMOTIONAL OFFERINGS</u>	342
10.1 <u>General</u>	342
10.2 <u>Term, Conditions, Rates and Charges</u>	342
11. <u>SPECIAL FACILITIES ROUTING OF ACCESS SERVICES</u>	343
11.1 <u>Description</u>	343
11.1.1 Diversity	343
11.1.2 Avoidance	343
11.1.3 Diversity and Avoidance Combined	343
11.1.4 Cable – Only Facilities	343

ACCESS SERVICE

TABLE OF CONTENTS

	<u>Page No.</u>
12. <u>SPECIALIZED SERVICE OR ARRANGEMENTS</u>	345
12.1 <u>General Description</u>	345
13. <u>ADDITIONAL ENGINEERING, ADDITIONAL LABOR AND MISCELLANEOUS SERVICES</u>	346
13.1 <u>Additional Engineering</u>	346
13.2 <u>Additional Labor</u>	347
13.2.1 Overtime Installation	347
13.2.2 Overtime Repair	348
13.2.3 Stand By	348
13.2.4 Testing and Maintenance with Other Telephone Companies	348
13.2.5 Other Labor	348

ACCESS SERVICE

TABLE OF CONTENTS

	<u>Page No.</u>
13. <u>ADDITIONAL ENGINEERING, ADDITIONAL LABOR AND MISCELLANEOUS SERVICES</u> (Cont'd)	
13.3 <u>Miscellaneous Services</u>	349
13.3.1 Testing Services	349
13.3.2 Maintenance of Service	356
13.3.3 Telecommunications Service Priority (TSP)	357
13.3.4 Miscellaneous Equipment	358
13.3.5 International Blocking Service	358
13.3.6 Information Services Call Blocking (ISCB)	358.1
13.4 <u>Presubscription</u>	359
13.5 <u>Bill Name and Address Information</u>	362.1
13.6 <u>Originating Line Screening (OLS) Service</u>	362.2
13.7 <u>Non Chargeable Confirmation Services</u>	362.2
13.7.1 Billed Number Screening (BNS)	362.2
13.7.2 Originating Line Screening (OLS)	362.2
13.8 <u>Public Access Line (PAL) Features</u>	362.3
13.8.1 Reserved	362.3
13.8.2 Reserved	362.4
13.8.3 Payphone Specific Coding	362.4
13.9 <u>Local Number Portability</u>	362.4
13.9.1 General Description	362.4

ACCESS SERVICE
TABLE OF CONTENTS

	<u>Page No.</u>
14. <u>EXCEPTIONS TO ACCESS SERVICE OFFERINGS</u>	363
14.1 <u>Reserved for Future Use</u>	363
14.2 <u>Reserved for Future Use</u>	363
14.3 <u>Reserved for Future Use</u>	363
14.4 <u>Reserved for Future Use</u>	364
14.5 <u>Reserved for Future Use</u>	364
15. <u>ACCESS SERVICE INTERFACES AND TRANSMISSION SPECIFICATIONS</u>	365
15.1 <u>Switched Access Service</u>	365
15.1.1 Local Transport Interface Groups	366
15.1.2 Standard Transmission Specifications	377
15.1.3 Data Transmission Parameters	389
15.2 <u>Special Access Service</u>	392
15.2.1 Network Channel (NC) Codes	396
15.2.2 Network Channel Interface (NCI) Codes	407
16. <u>PRIMARY EXCHANGE CARRIER AND SECONDARY EXCHANGE CARRIER BILLING ARRANGEMENTS</u>	431
16.1 <u>General</u>	431
16.2 <u>Billing of Switched Access Service Feature Group A in Extended Area Service Environments</u>	431
16.3 <u>Billing of Switched Access Service Feature Group B in Access Tandem Environments</u>	431

ACCESS SERVICE
TABLE OF CONTENTS

17.	<u>RATES AND CHARGES</u>	432
17.1	<u>Switched Access Service</u>	432
17.1.1	Nonrecurring Charges	432
17.1.2	Local Transport	432.1
17.1.3	Common Channel Signaling System (CCS/SS7)	432.3
17.1.4	End Office	433
17.1.5	Chargeable Optional Features	434
17.1.6	Vintage Rates for Rate Stability Payment Plans	435
17.2	<u>Special Access Service</u>	436
17.2.1	Additional Charge for Special Access Service	436
17.2.2	Metallic Service	437
17.2.3	Voice Grade Service	438
17.2.4	Program Audio Service	442
17.2.5	Digital Data Service	444
17.2.6	High Capacity Service	446
17.2.7	Vintage Rates for Rate Stability Payment Plan	449
17.2.8	SONET Ring Services	449.4
17.3	<u>Other Services</u>	450
17.3.1	Access Ordering	450
17.3.2	Additional Engineering	451
17.3.3	Additional Labor	452
17.3.4	Miscellaneous Services	455
17.3.5	Special Federal Government Access Services	461
17.3.6	Special Facilities Routing of Access Services	462
17.3.7	Specialized Service or Arrangements	463
17.4	<u>Advanced Communications Networks</u>	464
17.4.1	Reserved	464
17.4.2	Frame Relay Service (FRS)	466
17.4.3	ATM-CRS Services	469
17.4.4	Reserved	471.1
17.4.5	Ethernet Service (Marketed as EtherMAN)	472
17.4.6	Reserved	474
17.5	<u>End User Access Service</u>	476
17.5.1	Access Recovery Charge (ARC)	476

ACCESS SERVICE

TABLE OF CONTENTSPage No.

17.	<u>RATES AND CHARGES</u> (Cont'd)	
17.5	<u>End User Access Service</u> (Cont'd)	
17.5.2	End User Common Line (EUCL)	476
17.6	<u>Federal Universal Service Charge, ISDN Line Port and DS1 Line Port</u>	477
17.6.1	Federal Universal Service Charge (FUSC)	477
17.6.2	ISDN Line Ports	437
17.6.3	DS1 Line Ports	437
17.6.4	California LifeLine Program	437

ACCESS SERVICE

CONCURRING CARRIERS

NONE

CONNECTING CARRIERS

NONE

OTHER PARTICIPATING CARRIERS

NONE

REGISTERED SERVICE MARKS AND TRADEMARKS

NONE

ACCESS SERVICE

TARIFF INFORMATION AND USEINTRODUCTION

The Tariff Information and Use section is meant to assist both experienced and inexperienced users of this tariff in understanding the following:

- tariff content, structure, format and organization
- effective dates and numbering schemes,
- tariff maintenance procedures,
- symbols and abbreviations, and
- references to other documents/tariffs.

Issued: December 17, 2015

Effective: January 1, 2016

Vice President, Regulatory and Public Policy
211 Lincoln Street
Roseville, California 95678

ACCESS SERVICE

TARIFF INFORMATION AND USE (CONT'D)GENERAL

This tariff contains rates and regulations applicable to Access Services.

Tariff Page Format

Page Numbering. Page numbers are located in the upper right corner of each tariff page. Pages are numbered sequentially. When a new page must be added between existing pages, a decimal and number is added to the previous page number, to sequentially number the new page. For example, a new page between existing pages 20 and 21 would be numbered 20.1. A new page added between pages 18.1 and 18.2 would be numbered 18.1.1.

Page Revision Numbering. Page Revision Numbers are located in the upper right-hand corner of each tariff page. This number is the most recent page revision on file with the FCC. Due to Notice Periods, and change Effective Dates, the most recent page on file with the FCC may not be in effect. Consult the Effective Date on a specific page and Tariff Supplements to determine if that page is in effect (see Tariff Supplements following).

Issue Date. The Issue Date in the lower left corner of each tariff page is the date that page was filed with the FCC.

Effective Date. The effective Date in the lower right-hand corner is the date the page is scheduled to go into effect (at 12:01 a.m. on that date). This date may be changed by wither reissuing the page, or by issuing a tariff supplement to change the effective date without reissuing the page. A Tariff Supplement is usually used when many tariff pages are involved to avoid the necessity to reprint and reissue many pages solely to change the effective date.

ACCESS SERVICE

TARIFF INFORMATION AND USE (CONT'D)GENERAL (CONT'D)Tariff Section Numbering

An alpha-numeric numbering plan is used to number tariff regulations and rates. Each level is subordinate to and dependent on its next higher level. An example of the numbering sequence follows:

6.
6.2
6.2.1
6.2.1(B)
6.2.1(B)(2)
6.2.1(B)(2)(a)

Tariff Revision Coding

Revisions to this tariff are coded through the use of symbols. These symbols appear in the right margin of the page. The symbols and their meanings are:

N - to signify new rate or regulation.
R - to signify reduction to a rate or charge.
I - to signify increase to a rate or charge.
D - to signify discontinued rate or regulation.
C - to signify changed regulation
T - to signify a change in text but no change in rate or regulation.
S - to signify matter reissued without change.
M - to signify matter relocated without change.
Z - to signify a correction

Other marginal codes are used to direct the reader to a footnote for specific information. Codes used for this purpose are lower case letters of the alphabet, e.g., x, y, and z. These codes may appear beside the page revision number or in the right margin opposite specific text.

ACCESS SERVICE

TARIFF INFORMATION AND USE (CONT'D)TARIFF STRUCTURE AND ORGANIZATIONTariff Supplements

A Supplement may be filed with the FCC to change the effective date of tariff pages or tariff material without reissuing or refiling the affected tariff pages.

A Supplement will briefly describe the action taken (e.g., suspension, deferral, effective date change, etc.) as well as indicate what tariff material, sections or pages are affected.

The Supplements in effect are listed by number on the first Check Sheet, in the text at the top of that Check Sheet. When a Supplement is no longer needed, it will be deleted from the Check Sheet.

It is recommended that Supplements be placed in the front of the tariff, preceding the Title Page.

Title Page

Title Page 1 provides information regarding the FCC number of the tariff, the class of service provided, the geographical application of the tariff, and the type of facilities used to provide service. This page also provides information related to the origination of the tariff.

ACCESS SERVICE

TARIFF INFORMATION AND USE (CONT'D)TARIFF STRUCTURE AND ORGANIZATION (CONT'D)Check Sheet (Page 1)

When new or revised tariff pages are filed with the FCC, revised and updated Check Sheets are also filed with the FCC.

The Check Sheets list all pages in the tariff as well as the most recent revision number of each page. When pages are change, or added,, the Check Sheets are changed to reflect the change or addition. An asterisk (*) is placed next to revised or added pages to highlight the pages changed.

The Check Sheets list the most recent page revision filed with the FCC. IT does not indicate that the latest revision is effective. The effective date on the page itself and Tariff Supplements must be examined to determine page effectiveness.

Table of Contents (Pages 2 through 15)

The Table of Contents lists the Sections and paragraphs of the Tariff and provides a page number at which that Section or paragraph begins.

Symbols and Abbreviations (Page 25)

A listing and explanation of tariff coding symbols and abbreviations used in the tariff is provided.

Technical Publications (Pages 27 through 28)

The status and availability of technical publications required fore the provision of Access Service is provided.

Section 1 - Application of Tariff

States the application and scope of the Access Service Tariff.

ACCESS SERVICE

TARIFF INFORMATION AND USE (CONT'D)TARIFF STRUCTURE AND ORGANIZATION (CONT'D)Section 2 – General Regulations

States the general regulations that apply to the access services offered by this tariff.

Section 3 – Federal Universal Service Charge, ISDN Line Ports and DS1 Line Port and Section 4 – End User Access Service

States the regulations concerning Federal Universal Service Charge, ISDN Line Ports and DS1 Line Port and End User Access Service, respectively.

Section 5 – Access Ordering

States the requirements of and regulations governing Access Orders and also the regulations concerning Access Orders when service is provided by multiple exchange carriers. Options available for the ordering of Switched and Special Access Services.

Section 6 – Switched Access Service

States the regulations governing the provision of Switched Access Service. This section is subdivided into General, Undertaking of the Telephone Company, Obligations of the Customer and Rate Regulations which relate to all Switched Access Services. In addition, this section contains subdivisions for the Description and Provision of each Switched Access Feature Group Service (e.g., FGA, FGB and FGD).

Section 7 – Special Access Service

States the regulations for Special Access Service. This section is subdivided into General, Rate Regulations and Surcharge for Special Access Service which relate to Special Access Service. In addition, there are subdivisions describing each of the five Special Access classes of service (e.g., Metallic, Voice Grade, Program Audio, Digital Data and High Capacity). There is also a subdivision for Individual Case Basis Filings (ICBs).

ACCESS SERVICE
TARIFF INFORMATION AND USE (CONT'D)

TARIFF STRUCTURE AND ORGANIZATION (CONT'D)

Section 8 – Common Channel Signaling System 7 – (CCS/SS7) Interconnection Service

This section covers the regulations governing the provision of Common Channel Signaling System 7 (CCS/SS7) Interconnection Service.

Section 9 – Advanced Communications Networks

This section covers the regulations governing the provision of Advanced Communications Networks Services.

Section 10 – Promotional Offerings

This section covers the regulations governing the provision of any promotional offerings that may periodically be made.

Section 11 – Special Facilities Routing of Access Services

This section covers Special Facilities Routing which involves access services which may be routed (1) via diverse routes in order to effect an added margin of protection and reliability in the event of facility outages (2) via routes avoiding specified geographical locations or (3) via cable only facilities.

Section 12 – Specialized Service or Arrangements

This section covers service or arrangements not offered under other sections of this tariff. When service or arrangements are furnished via this section they are provided on an individual case basis (ICB).

Section 13 – Additional Engineering, Additional Labor and Miscellaneous Services

This section covers the regulation governing Additional Engineering, Additional Labor, Miscellaneous Services and Presubscription.

Section 14 – Exceptions to Access Service Offerings

This section is provided to identify those Issuing Carriers who do not provide certain categories of Access Service offered by this tariff.

Section 15 – Access Service Interfaces and Transmission Specifications

This section covers the technical specifications and service parameters of Access Services. Explains and list Network Channel (NC) codes, Network Channel Interface (NCI) codes and Service Designator (SD) codes.

ACCESS SERVICE

TARIFF INFORMATION AND USE (CONT'D)TARIFF STRUCTURE AND ORGANIZATION (CONT'D)Section 16 – Primary Exchange Carrier and Second Exchange Carrier Billing Arrangements

This section sets forth information concerning the provisions of Access Services by more than one exchange telephone company when providing Feature Group A in an Extended Area Service environment or Feature Group B in an Access Tandem environment and the primary Exchange Carriers do not provide service under this access service tariff.

Section 17 – Rates and Charges

This section provides all the rates and charges for the Access Services contained in this tariff. It is organized by Switched Access Service, Special Access Service, Other Services, Advanced Communications Networks services, and End User Access Service.

ACCESS SERVICE

EXPLANATION OF SYMBOLS

- (C) - To signify changed regulation.
- (D) - To signify discontinued rate or regulation.
- (I) - To signify increase to a rate or charge.
- (M) - To signify matter relocated without change.
- (N) - To signify new rate or regulation.
- (R) - To signify reduction to a rate or charge.
- (S) - To signify reissued matter.
- (T) - To signify a change in text but no change in rate or regulation.
- (Z) - To signify a correction.

EXPLANATION OF ABBREVIATIONS

- ac - alternating current
- AML - Actual Measured Loss
- ANI - Automatic Number Identification
- AP - Program Audio
- ARC - Access Recovery Charge
- AT&T - American Telephone and Telegraph Company
- CCS/SS7 - Common Channel Signaling System 7
- CIC - Carrier Identification Code
- CNCC - Customer Network Control Center
- COCTX - Central Office Centrex
- Cont'd. - Continued
- CSACC - Customer Service Administration Control Center
- CSPC - Customer Signaling Point Code
- Ctx - Centrex
- DA - Digital Data Access
- db - decibel
- dBmCO - Decibel Reference Noise C- Message Weighted 0
- dc - direct current
- ECSPC - Exchange Company Signaling Point Code
- EML - Expected Measured Loss
- ESS - Electronic Switching System
- ESSX - Electronic Switching System Exchange
- f - frequency
- FCC - Federal Communications Commission
- FX - Foreign Exchange
- HC - High Capacity
- Hz - Hertz
- IC - Interexchange Carrier
- ICB - Individual Case Basis
- kbps - Kilobits per second
- kHz - kilohertz

ACCESS SERVICE

EXPLANATION OF ABBREVIATIONS (Cont'd.)

LATA	-	Local Access and Transport Area
LDMTS	-	Long Distance Message Telecommunications Service(s)
Ma	-	milliamperes
Mbps	-	Megabits per second
MHz	-	Megahertz
MOU	-	Minutes of Use
MRC	-	Monthly Recurring Charge
NB	-	Narrowband
NPA	-	Numbering Plan Area
NRC	-	Nonrecurring Charge
NTS	-	Non-Traffic Sensitive
NXX	-	Three Digit Central Office Code
PBX	-	Private Branch Exchange
PCM	-	Pulse Code Modulation
PIU	-	Percent Interstate Usage
PLR	-	Private Line Ringdown
POT	-	Point of Termination
rms	-	root-mean-square
SL	-	Signaling Link
SLC	-	Signaling Link Code
SPOI	-	Signaling Point of Interface
SSN	-	Switched Service Network
SS7	-	Signaling System 7
STP	-	Signaling Transfer Point
SWC	-	Serving Wire Center
TES	-	Telephone Exchange Service(s)
TLP	-	Transmissional Level Point
TSPS	-	Traffic Service Position System
TV	-	Television
USOC	-	Uniform Service Order Code
VG	-	Voice Grade
V & H	-	Vertical & Horizontal
WATS	-	Wide Area Telecommunications Service(s)

REFERENCE TO OTHER TARIFFS

Whenever reference is made in this Tariff to other tariffs of the Telephone Company, the reference is to the tariffs in force as of the effective date of this Tariff, and to amendments thereto and successive issues thereof.

ACCESS SERVICE

REFERENCE TO TECHNICAL PUBLICATIONS

The following technical publications are referenced in this tariff and may be obtained from Literary Data Center, Inc., G.P.O. Box C-9014, Brooklyn, New York, New York 11202:

Compatibility Bulletin 106, Issue 2

Issued: December 1981

Available: March 11, 1982

Technical Reference:

PUB 41451*

Issued: January 1983

Available: May 17, 1983

PUB 60101

Issued: December 1982

Available: January 17, 1983

PUB 62411

Issued: August 1983

Available: August 23, 1983

PUB 62310

Issued: September 1983

Available: September 16, 1983

PUB 41004

Issued: October 1973

Available: October 1973

PUB 62411

Issued: September 1983

Available: October 1983

PUB 62500

Issued: December 1983

Available: March 15, 1984

ACCESS SERVICE

REFERENCE TO TECHNICAL PUBLICATIONS

PUB 62501

Issued: December 1983

Available: March 15, 1984

PUB 62502

Issued: December 1983

Available: January 1984

PUB 62503

Issued: December 1983

Available: March 15, 1984

PUB 62504

Issued: December 1983

Available: March 15, 1984

PUB 62505

Issued: December 1983

Available: January 1984

PUB 62506

Issued: December 1983

Available: January 1984

PUB 62507

Issued: December 1983

Available: March 15, 1984

PUB 62508

Issued: December 1983

Available: January 1984

TR-NPL-000335, Revision 1

Issued: February 1987

Available: March 1987

TR-NPL-000336

Issued: October 1987

Available: November 1987 ,mkj

ACCESS SERVICE

REFERENCE TO TECHNICAL PUBLICATIONS (CONT'D)

TR-TSY-000606

Issued: November 1990

Available: November 1990

TR-TSV-000905

Issued: July 1989

Available: July 1989

The following Publications are referenced in this tariff and may be obtained for the Government Printing Office, Superintendent of Documents, Document Control Branch, 941 N. Capital St., N.E., Washington, D.C. 20401:

Telecommunications Service Priority (TSP) System for
National Security Emergency Preparedness (NSEP)
Service Vendor Handbook (NCS Handbook 3-1-2)
Available: August 1990

Telecommunications Service Priority (TSP) System for
National Security Emergency Preparedness (NSEP) Service
User Manual, National Communications System (NCS Manual 3-1-1)
Available: August 1990

ACCESS SERVICE

1. Application of Tariff

- 1.1 This tariff contains regulations, rates and charges applicable to the provision of End User Access, Switched Access, Special Access, Lifeline Assistance and Universal Service Fund and other miscellaneous services, hereinafter referred to collectively as services(s). These services are provided to customers by CONSOLIDATED COMMUNICATIONS COMPANIES, hereinafter the Telephone Company. This tariff also contains Access Ordering regulations and charges that are applicable when these services are ordered or modified by the customer.

Pursuant to the Commission's Rules at Section 69.4(c), 69.5(d), 69.104(1), 69.116, 69.117, 69.603(c), and 69.603(d), regulations concerning administration and billing of Lifeline Assistance and Universal Service Fund, rates and charges for these carrier's carrier elements are contained in Section 8 of the National Exchange Carrier Association, Inc., Tariff F.C.C. NO. 5. The National and Universal Service Fund charges on behalf of the Telephone Company.

- 1.2 The provision of such services by the Telephone Company as set forth in this tariff does not constitute a joint undertaking with the customer for the furnishing of any service.
- 1.3 Pursuant to the Federal Communications Commission's June 29, 1987 Order in CC Docket No. 86-467 and Section 69.603 of the Commission's Rules, NECA "shall also prepare and file an access charge tariff containing terms and conditions for access service and form for the filing of rate schedules by telephone companies that choose to reference these terms and conditions while filing their own access rates." This tariff complies with this Order and Rule requirement and may be referenced by small companies that serve fewer than 50,000 subscriber lines and are described as subset 3 carriers (Section 61.39 of the Commission's Rules). This tariff referencing by small companies is solely for the purpose of reduced regulation of small companies as ordered by the FCC and does not constitute a joint undertaking with the Telephone Company for the furnishing of any service.

Issued: December 17, 2015

Effective: January 1, 2016

Vice President, Regulatory and Public Policy
Consolidated Communications Companies
211 Lincoln Street
Roseville, California 95678

ACCESS SERVICE

2. General Regulations2.1 Undertaking of the Telephone Company2.1.1 Scope

- (A) The Telephone Company does not undertake to transmit messages under this tariff.
- (B) The Telephone Company shall be responsible only for the installation, operation and maintenance of the services it provides.
- (C) The Telephone Company will, for maintenance purposes, test its service only to the extent necessary to detect and/or clear troubles.
- (D) Services are provided 24 hours daily, seven days per week, except as set forth in other applicable sections of this tariff.
- (E) The Telephone Company does not warrant that its facilities and services meet standards other than those set forth in this tariff.

2.1.2 Limitations(A) Assignment or Transfer of Services

The customer may assign or transfer the use of services provided under this tariff only where there is no interruption of use or relocation of the services. Such assignment or transfer may be made to:

- (1) another customer, whether an individual, partnership, association or corporation, provided the assignee or transferee assumes all outstanding indebtedness for such services, and the unexpired portion of the minimum period and the termination liability applicable to such services, if any; or

ACCESS SERVICE

2. General Regulations (Cont'd)2.1 Undertaking of the Telephone Company (Cont'd)2.1.2 Limitations (Cont'd)(A) Assignment or Transfer of Services (Cont'd)

- (2) a court-appointed receiver, trustee or other person acting pursuant to law in bankruptcy, receivership, reorganization, insolvency, liquidation or other similar proceeding, provided the assignee or transferee assumes the unexpired portion of the minimum period and the termination liability applicable to such services, if any.

In all cases of assignment or transfer, the written acknowledgement of the Telephone Company is required prior to such assignment or transfer. This acknowledgement shall be made within 15 days from the receipt of notification. All regulations and conditions contained in this tariff shall apply to such assignee or transferee.

The assignment or transfer of services does not relieve or discharge the assignor or transferor from remaining jointly or severally liable with the assignee or transferee for any obligations existing at the time of the assignment or transfer.

(B) Use and Restoration of Services

The use and restoration of services shall be in accordance with part 64, Subpart D, Appendix A, of the Federal Communications Commission's Rules and Regulations, which specifies the priority system for such activities.

ACCESS SERVICE

2. General Regulations (Cont'd)2.1 Undertaking of the Telephone Company (Cont'd)2.1.2 Limitations (Cont'd)(C) Sequence of Provisioning

Subject to compliance with the rules mentioned in (B) preceding, the services offered herein will be provided to customers on a first-come, first-served basis.

The first-come, first-served sequence shall be based upon the received time and date recorded, by stamp or other notation, by the Telephone Company on customer access orders. These orders must contain all the information as required for each respective service as delineated in other sections of this tariff. Customer orders shall not be deemed to have been received until such information is provided. Should questions arise which preclude order issuance due to missing information or the need for clarification, the Telephone Company will attempt to seek such missing information or clarification on a verbal basis.

2.1.3 Liability(A) Limits of Liability

The Telephone Company's liability, if any, for its willful misconduct is not limited by this tariff. With respect to any other claim or suit, by a customer or by any others, for damages associated with the installation, provision, termination, maintenance, repair, preemption or restoration of service, and subject to the provisions of (B) through (G) following. The Telephone Company's liability if any, shall

ACCESS SERVICE

2. General Regulations (Cont'd)2.1 Undertaking of the Telephone Company (Cont'd)2.1.3 Liability (Cont'd)(A) Limits of Liability (Cont'd)

not exceed an amount equal to the proportionate charge for the service for the period during which the service was affected. This liability for damages shall be in addition to any amounts that may otherwise be due the customer under this tariff as a Credit Allowance for a Service Interruption.

(B) Acts or Omissions

The Telephone Company shall not be liable for any act or omission of any other carrier or customer providing a portion of a service, nor shall the Telephone Company for its own act or omission hold liable any other carrier or customer providing a portion of a service.

(C) Damages to Customer Premises

The telephone Company is not liable for damages to the customer premises resulting from the furnishing of a service, including the installation and removal of equipment and associated wiring, unless the damage is caused by the Telephone Company's negligence.

(D) Indemnification of the Telephone Company(1) By the End User

The Telephone Company shall be indemnified defended and held harmless by the end user against any claim, loss or damage arising from the end user's use of services offered under this tariff, involving:

ACCESS SERVICE

2. General Regulations (Cont'd)2.1 Undertaking of the Telephone Company (Cont'd)2.1.3 Liability (Cont'd)(D) Indemnification of Telephone Company (Cont'd)(1) By the End User (Cont'd)

- (A) Claims for libel, slander, invasion of privacy, or infringement of copyright arising from the end user's own communications;
- (B) Claims for patent infringement arising from the end user's acts combining or using the service furnished by the Telephone Company in connection with facilities or equipment furnished by the end users or customer or;
- (C) All other claims rising out of any act or omission of the end user in the course of using services provided pursuant to this tariff.

(2) By the Customer

The Telephone Company shall be indemnified, defended and held harmless by the customer against any claim, loss or damage arising from the customer's use of services offered under this tariff, involving:

- (A) Claims for libel, slander, invasion of privacy, or infringement of copyright arising from the customer's own communications;

ACCESS SERVICE

2. General Regulations (Cont'd)2.1 Undertaking of the Telephone Company (Cont'd)2.1.3 Liability (Cont'd)(D) Indemnification of Telephone Company (Cont'd)(2) By the Customer (Cont'd)

(B) Claims for patent infringement arising from the customer's acts combining or using the service furnished by the Telephone Company in connection with facilities or equipment furnished by the end user or customer or;

(C) All other claims arising out of any act or omission of the customer in the course of using services provided pursuant to this tariff.

(E) Explosive Atmospheres

The Telephone Company does not guarantee or make any warranty with respect to its services when used in an explosive atmosphere. The Telephone Company shall be indemnified, defended and held harmless by the customer from any and all claims by any person relating to such customer's use of services so provided.

(F) No License Granted

No license under patents (other than the limited license to use) is granted by the Telephone Company or shall be implied or arise by estoppel, with respect to any service offered under this tariff. The Telephone Company will defend the customer against claims of patent infringement arising solely from the

ACCESS SERVICE

2. General Regulations (Cont'd)2.1 Undertaking of the Telephone Company (Cont'd)2.1.3 Liability (Cont'd)(F) No License Granted (Cont'd)

use by the customer of services offered under this tariff and will indemnify such customer for any damages awarded based solely on such claims.

(G) Circumstances Beyond the Telephone Company's Control

The Telephone Company's failure to provide or maintain services under this tariff shall be excused by labor difficulties, governmental orders, civil commotions, criminal actions taken against the Telephone Company, acts of God and other circumstances beyond the Telephone Company's reasonable control, subject to the Credit Allowance for a Service Interruption as set forth in 2.4.4 following.

2.1.4 Provision of Services

The Telephone Company will provide to the customer, upon reasonable notice, services offered in other applicable sections of this tariff at rates and charges specified therein. Services will be made available to the extent that such services are or can be made available with reasonable effort, and after provision has been made for the Telephone Company's telephone exchange services.

2.1.5 Facility Terminations

The services provided under this tariff will include any entrance cable or drop wiring and wire or intrabuilding cable to that point where provision is

ACCESS SERVICE

2. General Regulations (Cont'd)2.1 Undertaking of the Telephone Company (Cont'd)2.1.5 Facility Terminations (Cont'd)

made for termination of the Telephone Company's outside distribution network facilities at a suitable location inside a customer-designated premises. Such wiring or cable will be installed by the Telephone Company to the Point of Termination. Moves of the Point of Termination at the customer designated premises will be as set forth in 6.4.4 and 7.2.3 following.

2.1.6 Service Maintenance

The services provided under this tariff shall be maintained by the Telephone Company. The customer or others may not rearrange, move, disconnect, remove or attempt to repair any facilities provided by the Telephone Company, other than by connection or disconnection to any interface means used, except with the written consent of the Telephone Company.

2.1.7 Changes and Substitutions

Except as provided for equipment and systems subject to FCC Part 68 Regulations at 47 C.F.R. Section 68.110(b), the Telephone Company may, where such action is reasonably required in the operations of its business, substitute, change or rearrange any facilities used in providing service under this tariff. Such actions may include, without limitation:

- substitution of different metallic facilities,
- substitution of carrier or derived facilities for metallic facilities used to provide other than metallic facilities,

ACCESS SERVICE

2. General Regulations (Cont'd)2.1 Undertaking of the Telephone Company (Cont'd)2.1.7 Changes and Substitutions (Cont'd)

- change of minimum protection criteria,
- change of operating or maintenance characteristics of facilities, or
- change of operations or procedures of the Telephone Company.

In case of any such substitution, change or rearrangement, the transmission parameters will be within the range as set forth in Section 15, following. The Telephone Company shall not be responsible if any such substitution, change or rearrangement renders any customer furnished services obsolete or requires modification or alteration thereof or otherwise affects their use or performance. If such substitution, change or rearrangement materially affects the operating characteristics of the facility, the Telephone Company will provide reasonable notification to the customer in writing. Reasonable time will be allowed for any redesign and implementation required by the change in operating characteristics. The Telephone Company will work cooperatively with the customer to determine reasonable notification procedures.

2.1.8 Refusal and Discontinuance of Service

- (A) If a customer fails to comply with 2.1.6 preceding (Service Maintenance) or 2.3.1, 2.3.4, 2.3.6, 2.3.11, 2.4.1 or 2.5 following,

ACCESS SERVICE

2. General Regulations (Cont'd)2.1 Undertaking of the Telephone Company (Cont'd)2.1.8 Refusal and Discontinuance of Service (Cont'd)

(A) (Cont'd)

(respectively, Damages, Availability for Testing, Balance, Jurisdictional Report and Certification Requirements, Payment of Rates, Charges or Deposits, Connections), including any customer's failure to make payments on the date and times therein specified, the Telephone Company may, on thirty (30) calendar days written notice to the customer by Certified U.S. Mail, or overnight delivery to the person designated by that customer to receive such notices of noncompliance, take the following actions:

- refuse additional applications for service and/or refuse to complete any pending orders for service, and/or
- discontinue the provision of service to the customer.

In the case of discontinuance all applicable charges, including termination charges, shall become due.

- (B) In addition to and not in limitation of the provisions in (A), above, if a customer fails to comply with Section 2.4.1, following (Payment of Rates, Charges and Deposits), including any payments to be made by it on the dates and times therein specified, the Telephone Company may take the actions specified in (A), above, with regard to services provided hereunder to that customer on fifteen (15) calendar days written notice to the person designated by that customer to receive such notices of noncompliance, such notice period to start the day after the notice is sent by overnight delivery, if the customer has not complied with respect to amounts due in a subject bill on subject deposit request and either:

- (1) the Telephone Company has sent the subject bill to the customer within seven (7) business days of the bill date; or

ACCESS SERVICE

2. General Regulations (Cont'd)2.1 Undertaking of the Telephone Company (Cont'd)2.1.8 Refusal and Discontinuance of Service (Cont'd)

(B) (Cont'd)

- (2) the Telephone Company has sent the subject bill to the customer more than thirty (30) calendar days before notice under this section is given; or
- (3) the Telephone Company has sent the subject deposit request to the customer more than fifteen (15) business days before notice under this section is given.

In all other cases, the Telephone Company will give thirty (30) calendar days written notice pursuant to (A), above. The Telephone Company will maintain records sufficient to validate the date upon which a bill or deposit request was sent to the customer. Action specified in (A), above, will not be taken with regard to the subject bill or subject deposit request if the customer cures the noncompliance prior to the expiration of the fifteen (15) or thirty (30) day notice period, as applicable.

- (C) If notice is given by overnight delivery under (A) or (B), above, it shall be performed by a reputable overnight delivery service such as, or comparable to, the U.S. Postal Service Express Mail, United Parcel Service, or Federal Express.
- (D) The provisions in (A) and (B), above, shall not apply to charges that a customer does not pay based on the submission of a good faith dispute pursuant to Section 2.4.1(D), following (Billing Disputes).
- (E) If a customer fails to comply with 2.2.2 following (Unlawful and Abusive Use), the Telephone Company may, upon written request from a customer, or another exchange carrier, terminate service to any subscriber or customer identified as having utilized service provided under this tariff in the completion of abusive or unlawful telephone calls. Service shall be terminated by the Telephone Company as provided for in its general and/or local exchange service tariffs.

ACCESS SERVICE

2. General Regulations (Cont'd)2.1 Undertaking of the Telephone Company (Cont'd)2.1.8 Refusal and Discontinuance of Service (Cont'd)

(E) (Cont'd)

In such instances when termination occurs, the Telephone Company Shall be indemnified, defended and held harmless by any customer or Exchange Carrier requesting termination of service against any claim, loss or damage arising from the Telephone Company's actions in terminating such service, unless caused by the Telephone Company's negligence.

(F) Except as provided for equipment or systems subject to the FCC Part 68 Rules in 47 C.F.R. Section 68.108, if the customer fails to comply with Section 2.2.1 following (Interference or Impairment), the Telephone Company will, where practicable, notify the customer that temporary discontinuance of the use of a service may be required; however, where prior notice is not practicable, the Telephone Company may temporarily discontinue service forthwith if such action is reasonable in the circumstances. In case of such temporary discontinuance, the customer will be notified promptly and afforded the opportunity to correct the condition which gave rise to the temporary discontinuance. During such period of temporary discontinuance, credit allowance for service interruptions as set forth in Section 2.4.4 following is not applicable.

(G) When access service is provided by more than one Telephone Company, the companies involved in providing the joint service may individually or collectively deny service to a customer for nonpayment. Where the Telephone Company affected by the nonpayment is incapable of effecting discontinuance of service without cooperation from the other joint providers of Switched Access Service, such other Telephone Company(s) will, if technically feasible,

ACCESS SERVICE

2. General Regulations (Cont'd)2.1 Undertaking of the Telephone Company (Cont'd)2.1.8 Refusal and Discontinuance of Service (Cont'd)

(G) (Cont'd)

assist in denying the joint service to the customer. Service denial for such joint service will only include calls originating or terminating within, or transiting, the operating territory of the Telephone Company initiating the service denial for nonpayment. When more than one of the joint providers must deny service to effectuate termination for nonpayment, in cases where a conflict exists in the applicable tariff provisions, the tariff regulations of the end office the Telephone Company shall apply for joint service discontinuance.

- (H) If the Telephone Company does not refuse additional applications for service and/or does not discontinue the provision of the services as specified for herein, and the customer's noncompliance continues, nothing contained herein shall preclude the Telephone Company's right to refuse additional applications for service and/or to discontinue the provision of the services to the non-complying customer without further notice.

ACCESS SERVICE

2. General Regulations (Cont'd)2.1 Undertaking of the Telephone Company (Cont'd)2.1.9 Notification of Service-Affecting Activities

The Telephone Company will provide the customer reasonable notification of service-affecting activities that may occur in the normal operation of its business. Such activities may include, but are not limited to the following:

- equipment or facilities additions,
- removals or rearrangements

ACCESS SERVICE

2. General Regulations (Cont'd)2.1 Undertaking of The Telephone Company (Cont'd)2.1.9 Notification of Service-Affecting Activities (Cont'd)

- routine preventative maintenance, and
- major switching machine change-out.

Generally, such activities are not individual customer service specific, but may affect many customer services. No specific advance notification period is applicable to all service activities. The Telephone Company will work cooperatively with the customer to determine reasonable notification requirements.

2.1.10 Coordination with Respect to Network Contingencies

The Telephone Company intends to work cooperatively with the customer to develop network contingency plans in order to maintain maximum network capability following natural or man-made disasters which affect telecommunications services.

2.1.11 Provision and Ownership of Telephone Numbers

The Telephone Company reserves the reasonable right to assign, designate or change telephone numbers, any other call number designations associated with Access Services, or the Telephone Company serving central office prefixes associated with such numbers, when necessary in the conduct of its business. Should it become necessary to make a change in such number(s), the Telephone Company will furnish to the customer six (6) months notice, by Certified U.S. Mail, of the effective date and an explanation of the reason(s) for such change(s).

ACCESS SERVICE

2. General Regulations (Cont'd)2.2 Use2.2.1 Interference or Impairment

The characteristics and methods of operation of any circuits, facilities or equipment provided by other than the Telephone Company and associated with the facilities utilized to provide services under this tariff shall not:

- interfere with or impair service over any facilities of the Telephone Company, its affiliated companies, or its connecting and concurring carriers involved in its services,
- cause damage to their plant,
- impair the privacy of any communications carried over their facilities, or
- create hazards to the employees of any of them or the public.

2.2.2 Unlawful and Abusive Use

- (A) The service provided under this tariff shall not be used for an unlawful purpose or used in an abusive manner.

Abusive use includes:

- (1) The use of the service of the Telephone Company for a call or calls, anonymous or otherwise, in a manner reasonably expected to frighten, abuse, torment, or harass another;
- (2) The use of the service in such a manner as to interfere unreasonably with the use of the service by one or more other customers.

ACCESS SERVICE

2. General Regulations (Cont'd)2.3 Obligations of the Customer2.3.1 Damages

The customer shall reimburse the Telephone Company for damages to the Telephone Company facilities utilized to provide services under this tariff caused by the negligence or willful act of the customer or resulting from the customer's improper use of the Telephone Company facilities, or due to malfunction of any facilities or equipment provided by other than the Telephone Company. Nothing in the foregoing provision shall be interpreted to hold one customer liable for another customer's actions. The Telephone Company will, upon reimbursement for damages, cooperate with the customer in prosecuting a claim against the person causing such damage and the customer shall be subrogated to the right of recovery by the Telephone Company for the damages to the extent of such payment.

2.3.2 Ownership of Facilities and Theft

Facilities utilized by the Telephone Company to provide service under the provisions of this tariff shall remain the property of the Telephone Company. Such facilities shall be returned to the Telephone Company by the customer, whenever requested, within a reasonable period. The equipment shall be returned in as good condition as reasonable wear will permit.

2.3.3 Equipment Space and Power

The customer shall furnish or arrange to have furnished to the Telephone Company, at no charge, equipment space and electrical power required by the Telephone Company to provide services under this tariff at the points of termination of such

ACCESS SERVICE

2. General Regulations (Cont'd)2.3 Obligations of the Customer (Cont'd)2.3.3 Equipment Space and Power (Cont'd)

services. The selection of ac or dc power shall be mutually agreed to by the customer and the Telephone Company. The customer shall also make necessary arrangements in order that the Telephone Company will have access to such spaces at reasonable times for installing, testing, repairing or removing the Telephone Company facilities used to provide services.

2.3.4 Availability for Testing

Access to facilities used to provide services under this tariff shall be available to the Telephone Company at times mutually agreed upon in order to permit the Telephone Company to make tests and adjustments appropriate for maintaining the services in satisfactory operating condition. Such tests and adjustments shall be completed within a reasonable time. As set forth in 2.4.4(C)(4) following, no credit will be allowed for any interruptions involved during such tests and adjustments.

2.3.5 Limitation of Use of Metallic Facilities

Signals applied to a metallic facility shall conform to the limitations set forth in Technical Reference Publication AS NO. 4. In the case of application of dc telegraph signaling systems, the customer shall be responsible, at its expense, for the provision of current limiting devices to protect the Telephone Company facilities from excessive current due to abnormal conditions and for the provision of noise mitigation networks when required to reduce excessive noise.

ACCESS SERVICE

2. General Regulations (Cont'd)2.3 Obligations of the Customer (Cont'd)2.3.6 Balance

All signals for transmission over the facilities used to provide services under this tariff shall be delivered by the customer balanced to ground except for ground start, duplex (DX) and McCulloch-Loop (Alarm System) type signaling and dc telegraph transmission at speeds of 75 baud or less.

2.3.7 Design of Customer Services

Subject to the provisions of 2.1.7 preceding (Changes and Substitutions), the customer shall be solely responsible, at its own expense, for the overall design of its services and for any redesigning or rearrangement of its services which may be required because of changes in facilities, operations or procedures of the Telephone Company, minimum protection criteria or operating or maintenance characteristics of the facilities.

2.3.8 References to the Telephone Company

The customer may advise end users that certain services are provided by the Telephone Company in connection with the service the customer furnishes to end users; however, the customer shall not represent that the Telephone Company jointly participates in the customer's services.

2.3.9 Claims and Demands for Damages

- (A) With respect to claims of patent infringement made by third persons, the customer shall defend, indemnify, protect and save harmless the Telephone Company from and against all claims arising out of the combining with, or

ACCESS SERVICE

2. General Regulations (Cont'd)2.3 Obligations of the Customer (Cont'd)2.3.9 Claims and Demands for Damages (Cont'd)

(A) (Cont'd)

use in connection with, the services provided under this tariff, any circuit, apparatus, system or method provided by the customer.

- (B) The customer shall defend, indemnify and save harmless the Telephone Company from and against any suits, claims, losses and damages, including punitive damages, attorney fees and court costs by third persons arising out of the construction, installation, operation, maintenance, or removal of the customer's circuits, facilities, or equipment connected to the Telephone Company's services provided under this tariff including, without limitation, Worker's Compensation claims, actions for infringement of copyright and/or authorized use of program material, libel and slander actions based on the content of communications transmitted over the customer's circuits, facilities or equipment, and proceedings to recover taxes, fines, or penalties for failure of the customer to obtain or maintain in effect any necessary certificates, permits, licenses, or other authority to acquire or operate the services provided under this tariff; provided, however, the foregoing indemnification shall not apply to suits, claims, and demands to recover damages for damage to property, death, or personal injury unless such suits, claims or demands are based on the tortious conduct of the customer, its officers, agents or employees.

- (C) The customer shall defend, indemnify and save harmless the Telephone Company from and against any suits, claims, losses or damages, including punitive damages, attorney fees and court costs

ACCESS SERVICE

2. General Regulations (Cont'd)2.3 Obligations of the Customer (Cont'd)2.3.9 Claims and Demands for Damages (Cont'd)

by the customer or third parties arising out of any act of omission of the customer in the course of using services provided under this tariff.

2.3.10 Coordination with Respect to Network Contingencies

The customer shall, in cooperation with the Telephone Company, coordinate in planning the actions to be taken to maintain maximum network capability following natural or man-made disasters which affect telecommunications services.

2.3.11 Jurisdictional Report Requirements

The Telephone Company cannot in all cases determine the jurisdictional nature of customer traffic and its related access minutes. In such cases the customer may be called upon to provide a projected estimate of its traffic, split between the interstate and intrastate jurisdictions. This estimate is used by the Telephone Company to apportion traffic between jurisdictions. The following regulations govern such estimates, their reporting by the customer and cases where the Telephone Company will develop jurisdictional percentages (Percent Interstate Usage - PIU).

(A) Jurisdictional Reports(1) General

Effective on the first of January, April, July and October of each year, the customer shall update the interstate and intrastate jurisdictional report. The customer shall forward to the Telephone Company, to be received no later than fifteen (15) days after the first of each month, a revised report showing the interstate and intra state percentage of use for the past three months ending the last day of December, March, June and September, respectively, for each service arranged for interstate use.

ACCESS SERVICE

2. General Regulations (Cont'd)2.3 Obligations of the Customer (Cont'd)2.3.11 Jurisdictional Report Requirements (Cont'd)(A) Jurisdictional Reports (Cont'd)(1) General (Cont'd)

Revised reports will also be provided by the customer to Telephone Companies identified as Secondary Exchange Carriers in Section 16. following. Except where the Telephone Company is billing according to actuals by jurisdiction, the revised report will serve as the basis for the next three months billing and will be effective on the bill date for that service. No prorating or back billing will be done based on the report.

If the customer does not supply the reports, the Telephone Company will assume the percentages to be the same as those provided in the last quarterly report. For those cases in which a quarterly report has never been received from the customer, the Telephone Company will assume the percentages to be the same as those provided in the order for service as set forth in (2) following.

Except where the Telephone Company measured access minutes are used as set forth preceding, the customer shall report the percentage of interstate use as set forth in (2) or (3) following and such report will be used for billing purposes until the customer reports a different projected interstate percentage for an in-service end office group. When the customer adds or disconnects BHMC, Common Channel Signaling Access (CCSA), lines or trunks to an existing end office group, the PIU reflected on the order will be applied to all related lines or trunks, both new and/or existing, unless a quarterly jurisdictional report is on file from the customer.

ACCESS SERVICE

2. General Regulations (Cont'd)2.3 Obligations of the Customer (Cont'd)2.3.11 Jurisdictional Report Requirements (Cont'd)(A) Jurisdictional Reports – Switched Access (Cont'd)(1) General (Cont'd)

For Switched Access Service, the Telephone Company cannot in all cases determine the jurisdictional nature of customer traffic and its related access minutes. In such cases the customer may be called upon to provide a projected estimate of its traffic, split between the interstate and intrastate jurisdictions. For purposes of determining the jurisdiction of Switched Access Services, the regulations set forth in (2) through (4), below, apply.

ACCESS SERVICE

2. General Regulations (Cont'd)2.3 Obligations of the Customer (Cont'd)2.3.11 Jurisdictional Report Requirements (Cont'd)(A) Jurisdictional Reports – Switched Access (Cont'd)(2) Percentage of Interstate Use (PIU)

- (a) For purposes of developing the projected interstate percentage for Feature Group D, the customer shall consider every call that originates from a calling party in one state and terminates to a called party in a different state to be interstate communications. The customer shall consider every call that terminates to a called party within the same state as the state where the calling party is located to be intrastate communications. The manner in which a call is routed through the telecommunications network does not affect the jurisdiction of a call, i.e., a call between two points within the same state is an intrastate call even if it is routed through another state.

For purposes of developing the projected interstate percentage for Feature Group A or Feature Group B, pursuant to Federal Communications Commission Order FCC 85-145 released April 16, 1985, interstate usage is to be developed as though every call that enters a customer network at a point within the same state as that in which the called station (as designated by the called station telephone number) is situated is an intrastate communication and every call for which the point of entry is a state other than that where the called station (as designated by the called station telephone number) is situated, is an interstate communication.

ACCESS SERVICE

2. General Regulations (Cont'd)2.3 Obligations of the Customer (Cont'd)2.3.11 Jurisdictional Report Requirements (Cont'd)(A) Jurisdictional Reports – Switched Access (Cont'd)(2) Percentage of Interstate Use (PIU) (Cont'd)

- (b) When the Telephone Company receives sufficient call detail to permit it to determine and know the jurisdiction of some or all originating and terminating access minutes of use, the Telephone Company will use that call detail to render bills for those minutes of use and will not use PIU factor(s) described in (3), below, to determine the jurisdiction of those minutes of use.

When the Telephone Company receives insufficient call detail to determine the jurisdiction of some or all originating and terminating access minutes of use, the Telephone Company will apply the PIU factor(s) provided by the customer or developed by the Telephone Company as set forth in (3), below, only to those minutes of use for which the Telephone Company does not have sufficient call detail. Such PIU factor(s) will be used until the customer provides an update to its PIU factor(s) as set forth in (3) (g) or (h), below.

For all flat rated Switched Access Services, the Telephone Company will apply the PIU factor(s) as provided by the customer or developed by the Telephone Company as set forth in (3), below, each month until the customer provides an update to its PIU factor(s) as described in (3) (g) or (h), below.

ACCESS SERVICE

2. General Regulations (Cont'd)2.3 Obligations of the Customer (Cont'd)2.3.11 Jurisdictional Report Requirements (Cont'd)(A) Jurisdictional Reports – Switched Access (Cont'd)(3) Use of PIU Factors

- (a) As specified in Section 5.2.1, following, the customer will provide a projected PIU for each Switched Access Service when placing its order. Such PIU factors are applied to all usage rated elements (including but not limited to Information Surcharge, Local Switching, and Tandem Switched Transport), where the Telephone Company does not receive sufficient call detail to determine the jurisdiction of the usage.

If the customer fails to provide a PIU factor on its order for service, the following provision applies. For originating access minutes, when the call detail is adequate to determine the appropriate jurisdiction and when the Feature Group D access minutes of use are measured, the Telephone Company will develop PIU factor(s) on a monthly basis by dividing the customer's measured interstate originating access minutes (the access minutes where the calling party is in one state and the called party is in another state) by the customer's total originating access minutes. For terminating access minutes, the same data used by the Telephone Company to develop the PIU factor for originating access minutes will be used to develop the PIU factor for such terminating access minutes.

The Telephone Company developed PIU factor(s) described in this section will only be used for minutes of use for which the Telephone Company does not have sufficient call detail to determine the jurisdiction until such time as the customer provides updated PIU factor(s) for these services.

ACCESS SERVICE

2. General Regulations (Cont'd)2.3 Obligations of the Customer (Cont'd)2.3.11 Jurisdictional Report Requirements (Cont'd)(A) Jurisdictional Reports – Switched Access (Cont'd)(3) Use of PIU Factors (Cont'd)

- (b) Separate PIUs are required for flat rated Entrance Facilities, Direct Trunked Transport Facilities, and Switched Access Services Optional Features and Functions. The PIU factor(s) for use with such flat rated elements will reflect the combination of originating and terminating traffic of all services using such facilities.

If the customer fails to provide a PIU factor on its order for service, the Telephone Company will apply the PIU factor it developed pursuant to (3)(a), above, against the customer's flat rated Switched Access Services to apportion those changes between the jurisdictions.

- (c) When a customer orders Feature Group A or Feature Group B Switched Access Service, the customer shall, in its order, state the projected percentage for interstate usage for each Feature Group A or Feature Group B Switched Access Service group ordered. The term group shall be construed to mean single lines or trunks as well. For all groups the number of access minutes (either measure or assumed) for a group will be multiplied by the projected interstate percentage to develop the interstate access minutes. The number of access minutes for the group minus the developed interstate access minutes for the group will be the developed intrastate access minutes.
- (d) When a customer orders Directory Assistance Service, the customer shall, in its order, provide the projected interstate percentage for terminating use.

ACCESS SERVICE

2. General Regulations (Cont'd)2.3 Obligations of the Customer (Cont'd)2.3.11 Jurisdictional Report Requirements (Cont'd)(A) Jurisdictional Reports – Switched Access (Cont'd)(3) Use of PIU Factors (Cont'd)

- (e) When the customer has both interstate and intrastate Operator Services traffic, the percentage interstate usage determined for the customer's FGD service will be applied to the customer's Operator Services charges.
- (f) For each service, the customer may only provide a PIU factor that is in a whole number format, i.e., a number from 0 to 100. When the customer provides the PIU factor, the Telephone Company will subtract the provided PIU from 100 and the difference is the Percent intrastate usage. The sum of the interstate and intrastate percentages will equal 100 percent. The customer provided factors will be used by the Telephone Company as described in (2) (b), above, until the customer provides updated PIU factors as required in (3) (g) or (h), below.
- (g) When the customer adds or discontinues Busy Hour Minutes of Capacity (BHMC), lines or trunks to an existing Switched Access Service group, the customer shall furnish a revised projected interstate percentage for the remaining BHMC, lines or trunks in the end office group. The revised report will serve as the basis for future billing, where applicable, and will be effective on the next bill date. No prorating or back billing will be done based on such revised report.

ACCESS SERVICE

2. General Regulations (Cont'd)2.3 Obligations of the Customer (Cont'd)2.3.11 Jurisdictional Report Requirements (Cont'd)(A) Jurisdictional Reports – Switched Access (Cont'd)(3) Use of PIU Factors (Cont'd)

- (h) Effective on the first of January, April, July and October of each year, the customer shall update its interstate and intrastate jurisdictional report. The customer shall forward to the Telephone Company, to be received no later than fifteen (15) days after the first of each such month, a revised report showing the interstate and intrastate percentage of use for the past three months ending the last day of December, March, June and September, respectively, for each service arranged for interstate use. Such revised report will serve as the basis for the next three month's billing for determining the jurisdiction for Switched Access Services in cases where the Telephone Company does not have sufficient call detail to do so and will be effective on the bill date for that service. No prorating or back billing will be done based on the revised report.

If the customer does not supply the revised reports, the Telephone Company will assume the percentages to be the same as those provided in the last quarterly report. For those cases in which a quarterly report has never been received from the customer, the Telephone Company will assume the percentages to be the same as those provided in the customer's order for service or as developed by the Telephone Company as specified in (3) (a), above.

ACCESS SERVICE

2. General Regulations (Cont'd)2.3 Obligations of the Customer (Cont'd)2.3.11 Jurisdictional Report Requirements (Cont'd)(A) Jurisdictional Reports – Switched Access (Cont'd)(4) Maintenance of Customer Records

The customer shall retain for a minimum of six (6) months call detail records that substantiate the interstate percent provided to the Telephone Company as set forth in (3), above, for Switched Access Services. Such records shall consist of (a) and (b), below, if applicable.

- (a) All call detail records such as work papers and/or backup documentation including paper, magnetic tapes or any other form of records for billed customer traffic, call information including call terminating address (i.e., called number), the call duration, all originating and terminating trunk groups or access lines over which the call is routed, and the point at which the call enters the customer's network and;
- (b) If the customer has a mechanized system in place that calculated the PIU, then a description of that system and the methodology used to calculate the PIU must be furnished and any other pertinent information (such as but not limited to flowcharts, source code, etc.) relating to such system must also be made available.

ACCESS SERVICE

2. General Regulations (Cont'd)2.3 Obligations of the Customer (Cont'd)2.3.11 Jurisdictional Report Requirements (Cont'd)(B) Disputes Involving Jurisdictional Reports – Switched Access

- (1) If a billing dispute arises or if a regulatory commission questions the projected PIU factor(s) provided by the customer, the Telephone Company may, by written request, require the customer to provide the data the customer used to determine the projected PIU factor(s). This written request will be considered the initiation of the audit. The customer shall supply the data to an independent auditor or the Telephone Company within thirty (30) days of the Telephone Company request. The customer shall keep records of call detail from which the percentage of interstate and intrastate use can be ascertained as set forth in 2.3.11 (A) (4), above, and upon request of the Telephone Company make the records available for inspection at an agreed upon location during normal business hours as reasonably necessary for purposes of verification of the percentages. The Telephone Company will audit data from one quarter unless a longer period is requested by the customer and agreed to by the Telephone Company.
- (2) If the customer does not provide the requested data to the Telephone Company or independent auditor within thirty (30) days of the notice of audit, the customer will be in violation of the Tariff and subject to the provisions specified in Section 2.1.8(A), preceding.
- (3) Audits may be conducted by: (1) the Telephone Company when the customer agrees; (2) an independent auditor under contract to the Telephone Company; (3) a mutually agreed upon independent auditor paid for equally by the customer and the Telephone Company; or (4) an independent auditor selected and paid for by the customer. If the customer selects option (4), where it pays for its own independent audit, the selected auditor must certify that the audit was performed following Commission procedures for measuring interstate

ACCESS SERVICE

2. General Regulations (Cont'd)2.3 Obligations of the Customer (Cont'd)2.3.11 Jurisdictional Report Requirements (Cont'd)(B) Disputes Involving Jurisdictional Reports – Switched Access (Cont'd)

(3) Cont'd

traffic as established by Commission Order, and provide the Telephone Company a report with supporting documentation to verify such procedures.

- (4) Verification audits may be conducted no more frequently than once per year except in extreme circumstances. The Telephone Company and customer will attempt to limit the audit to a reasonable time to effectively complete the audit. The Telephone Company and customer shall respond promptly to requests generated during the audit to ensure timely completion of the audit.

- (5) When a PIU audit is conducted by the Telephone Company or an independent auditor under contract to the Telephone Company, the audit results will be furnished to the customer by Certified U.S. Mail. When a PIU audit is conducted by an independent auditor selected by the customer, the audit results will be furnished to the Telephone Company by Certified U.S. Mail. The Telephone Company will adjust the customer's PIU based upon the audit results. The PIU resulting from the audit shall be applied to the customer's usage for the quarter the audit is completed, the usage for the quarter prior to the completion of the audit, and the usage for the two (2) quarters following the completion of the audit. After that time, the customer may report a revised PIU pursuant to (3) (g) or (h), above. If the revised PIU submitted by the customer represents a deviation of 5 percentages points or more from the audited PIU, and that deviation is not due to identifiable reasons, the provisions in (B) (1), above, may be applied.

ACCESS SERVICE

2. General Regulations (Cont'd)2.3 Obligations of the Customer (Cont'd)2.3.11 Jurisdictional Report Requirements (Cont'd)(B) Disputes Involving Jurisdictional Reports – Switched Access (Cont'd)

- (6) Both credit and debit adjustments will be made to the customer's interstate access charges based on the audit results for the specified periods to accurately reflect the interstate usage for the customer's account consistent with Section 2.4.1, following.
- (7) If, as a result of an audit conducted by an independent auditor, a customer is found to have over-stated its PIU(s) by 20 percentage points or more, the Telephone Company shall require reimbursement from the customer for the cost of the audit. Such bill(s) shall be due and paid in immediately available funds within thirty (30) days from receipt and shall carry a late payment penalty as set forth in Section 2.4.1, following, if not paid within the thirty (30) days.

ACCESS SERVICE

2. General Regulations (Cont'd)2.3 Obligations of the Customer (Cont'd)2.3.11 Jurisdictional Report Requirements (Cont'd)(C) Jurisdictional Reports for Common Channel Signaling System Seven (CCS/SS7)

When a customer orders Common Channel Signaling System Seven Interconnection Service, (CCS/SS7) the customer shall provide to the Telephone Company in its order for the service a CCS/SS7 Interconnection Service percent Interstate Usage (PIU) Report.

Customers who provide the CCS/SS7 Interconnection Service PIU Report shall supply the Telephone Company with an interstate percentage of 0 through 100, per Signaling Transfer Point (STP) Port Termination. The STP Port Termination PIU will be an average PIU based upon the jurisdiction (interstate versus intrastate) of those originating end user calls that require use of the specified STP Port Termination for signaling purposes.

The PIU provided by the customer for the STP Port Termination will be used by the Telephone Company to determine the jurisdiction (interstate versus intrastate) of the customer's STP Access Mileage charges.

The CCS/SS7 Interconnection Service PIU must be provided to the Telephone Company upon ordering service, and thereafter, on a quarterly basis. Provisions for updating and verifying the interstate and intrastate jurisdictional report as specified in Section 2.3.11 (A) (1) will also apply for updating the CCS/SS7 Interconnection Service PIU Report. The Telephone Company will utilize the quarterly CCS/SS7 Interconnection Service PIU Report for the STP Port Termination to update the STP Access Mileage PIU effective on the bill date for the service.

ACCESS SERVICE

2. General Regulations (Cont'd)2.3 Obligations of the Customer (Cont'd)2.3.12 Determination of Interstate Charges for Mixed
Interstate and Intrastate Access Service

When mixed interstate and intrastate Access Service, and/or CCS/SS7 Interconnection service is provided, all charges (i.e., nonrecurring, monthly and/or usage) including optional features charges, will be prorated between interstate and intrastate. The percentage determined as by the customer or Telephone Company will serve as the basis for prorating the charges unless The Telephone Company is billing according to sufficient call details as set forth in Section 2.3.11 (A) (2) (b), preceding. The percentage of Switched Access Service to be charges as interstate is applied in the following manner:

(A) Monthly and Nonrecurring Charges

For monthly and nonrecurring chargeable rate elements, multiply the percent interstate use times the quantity of chargeable elements times the stated tariff rate per element.

(B) Usage Sensitive Charges

For usage sensitive (i.e., access minutes and calls) chargeable rate elements, multiply the percent interstate use times actual use (i.e., measured or the Telephone Company assumed average use) times the stated tariff rate.

2.3.13 Certification of Special Access Lines As Interstate(A) Interstate Classification Requirement

Pursuant to Federal Communications Commission Order FCC 89-224 adopted June 29, 1989, and release July 20, 1989, Special Access Lines are to be classified as interstate when the lines carry more than a de minimis amount of interstate traffic. Interstate traffic is deemed de minimis when the interstate traffic amounts to ten percent (10%) or less of the total traffic on a Special Access Line.

ACCESS SERVICE

2. General Regulations (Cont'd)2.3 Obligations of the Customer (Cont'd)2.3.13 Certification of Special Access Lines As Interstate (Contd.)(B) Certification Requirement - New Orders

When a customer orders a Special Access Line, the customer shall certify, in its order, whether or not the interstate traffic to be carried on the Special Access Line will exceed ten percent (10%) of the total traffic to be carried on that Special Access Line.

(C) Certification Requirement - Embedded Special Access Lines

The Telephone Company shall within thirty (30) days of the effective date of this tariff provision provide written notification to all customers with embedded Special Access Lines that the customer must certify whether or not the interstate traffic carried on the Special Access Line exceeds ten percent (10%) of the total traffic carried on that Special Access Line. The customer shall provide such certification to the Telephone Company within sixty (60) days of the date of the Telephone Company's notification letter. This certification shall be in the form of written correspondence with clear identification of each Special Access Line involved and the designated jurisdiction associated with each Special Access Line.

ACCESS SERVICE

2. General Regulations (Cont'd)2.3 Obligations of the Customer (Cont'd)2.3.13 Certification of Special Access Lines As Interstate (Cont'd)(D) Verification Information

If a billing dispute arises or a regulatory commission questions the interstate certification for the Special Access Service, the Telephone Company will ask the customer to provide the general information on system design and functionality it uses to determine that the Special Access Service interstate traffic is more than ten percent (10%) of the total traffic carried on the Special Access Service. If the customer has usage information or usage studies which it uses to verify the interstate traffic, the customer shall supply the studies when requested by the Telephone Company. The customer shall supply the data within thirty (30) days of the Telephone Company request.

2.4 Payment Arrangements and Credit Allowances2.4.1 Payment of Rates, Charges and Deposits(A) Deposits

The Telephone Company will only require a customer that has a proven history of late payments to the Telephone Company or does not have established credit to make a deposit as a guarantee of the payment of rates and charges. Such deposit may be required prior to establishing a service or at any time after the provision of a service to the customer. For purposes of this section, a proven history of late payments is defined as two (2) or more occasions within the preceding twelve (12) months in which payment for undisputed charges was not received within three (3) business days following the payment due date, provided the outstanding undisputed amount of each such individual unpaid bill represented at least ten (10) percent of the total charges on

ACCESS SERVICE

2. General Regulations (Cont'd)2.4 Payment Arrangements and Credit Allowances (Cont'd)2.4.1 Payment of Rates, Charges and Deposits (Cont'd)(A) Deposits (Cont'd)

that individual bill. The Telephone Company will provide notice via overnight delivery to the person designated by the customer to receive such notice of the requirement to pay a deposit. The customer will be required to make payment of such deposit prior to the provision of service in those cases where the customer has not established credit with the Telephone Company, or otherwise within fifteen (15) business days of such notice. Such notice period will start the day after the notice is sent by overnight delivery.

No such deposit will be required of a customer which is a successor of a company which has established credit and has no history of late payments to the Telephone Company. For new service(s) being established such deposit will not exceed the estimated rates and charges for a two-month period. For existing service(s) such deposit will not exceed the actual rates and charges for a two-month period associated with each individual bill that met the criteria for late payments specified above. The fact that a deposit has been made in no way relieves the customer from complying with the Telephone Company's regulations as to the prompt payment of bills. At such time as the provision of the service to the customer is terminated, the amount of the deposit will be credited to the customer's account and any credit balance which may remain will be refunded.

ACCESS SERVICE

2. General Regulations (Cont'd)2.4 Payment Arrangements and Credit Allowances (Cont'd)2.4.1 Payment of Rates, Charges and Deposits (Cont'd)(A) Deposits (Cont'd)

Such a deposit will be refunded or credited to the account when the customer has established credit or, in any event, after the customer has established a one-year prompt payment record at any time prior to the termination of the provision of the service to the customer. In case of a cash deposit, for the period the deposit is held by the Telephone Company, the customer will receive interest at the same percentage rate as that set forth in (C)(2)(a) or in (C)(2)(b) following, whichever is lower.

The rate will be compounded daily for the number of days from the date the customer deposit is received by the Telephone Company to and including the date such deposit is credited to the customer's account or the date the deposit is refunded by the Telephone Company. Should a deposit be credited to the customer's account, as indicated above, no interest will accrue on the deposit from the date such deposit is credited to the customer's account.

ACCESS SERVICE

2. General Regulations (Cont'd)2.4 Payment Arrangements and Credit Allowances (Cont'd)2.4.1 Payment of Rates, Charges and Deposits (Cont'd)(B) Bill Dates

The Telephone Company shall bill on a current basis all charges incurred by and credits due to the customer under this tariff attributable to services established or discontinued during the preceding billing period. In addition, the Telephone Company shall bill in advance charges for all services to be provided during the ensuing billing period except for charges associated with service usage.

The bill day (i.e., the billing date of a bill for a customer for Access Service under this tariff), the period of service each bill covers and the payment date will be as follows:

(1) End User Access Service and Presubscription

For End User Access Service and Presubscription Service, the Telephone Company will establish a bill each month for each end user account or advise the customer in writing of an alternate billing schedule. Alternate billing schedules shall not be established on less than 60 days notice or initiated by the Telephone Company more

ACCESS SERVICE

General Regulations (Cont'd)2.4 Payment Arrangements and Credit Allowances (Cont'd)2.4.1 Payment of Rates, Charges and Deposits (Cont'd)(B) Bill Dates (Cont'd)

- (1) End User Access Service and Presubscription (Cont'd)
than twice in any consecutive 12 month period. The bill will cover End User Access Service charges for the ensuing billing period.

Any applicable Presubscription Charges, any known unbilled charges for prior periods and any known unbilled adjustments for prior periods for End User Access Service and Presubscription service will be applied to this bill. Such bills are due when rendered.

- (2) Access Services Other Than End User and Presubscription

For Service other than End User Access Service and Presubscription Service, the Telephone Company will establish a bill day each month for each customer account or advise the customer in writing of an alternate billing schedule. Alternate billing schedules shall not be established on less than 60 days notice or initiated by the Telephone Company more than twice in any consecutive 12 month period.

The bill will cover non-usage sensitive service charges for the ensuing billing period for which the bill is rendered, any

ACCESS SERVICE

2. General Regulations (Cont'd)2.4 Payment Arrangements and Credit Allowances (Cont'd)2.4.1 Payment of Rates, Charges and Deposits (Cont'd)(B) Bill Dates (Cont'd)(2) Access Services Other Than End User and Presubscription
(Cont'd)

known unbilled non-usage sensitive charges for prior periods and unbilled usage charges for the period after the last bill day through the current bill day. Any known unbilled usage charges for prior periods and any known unbilled adjustments will be applied to this bill. Payment for such bills is due in immediately available funds by the payment date, as set forth in (C) following. If payment is not received by the payment date, a late payment penalty will apply as set forth in (C) following.

(C) Payment Dates and Late Payments Penalties

- (1) All bills dated as set forth in (B)(2) preceding for service, other than End User Service and Presubscription Service, provided to the customer by the Telephone Company are due 31 days (payment date) after the bill day or by the next bill date (i.e., same date in the following month as the bill date), whichever is the shortest interval, except as provided herein, and are payable in immediately available funds. If the customer does not receive a bill at least 20 days prior to the 31 day payment due date, then the bill shall be considered delayed. When the bill has been delayed, upon request of the

ACCESS SERVICE

2. General Regulations (Cont'd)2.4 Payment Arrangements and Credit Allowances (Cont'd)2.4.1 Payment of Rates, Charges and Deposits (Cont'd)(C) Payment Dates and Late Payment Penalties (Cont'd)

(1) (Cont'd)

customer the due date will be extended by the number of days the bill was delayed. Such request of the customer must be accompanied with proof of late bill receipt.

If the bill date falls on a Sunday or on a holiday which is observed on a Monday, the bill date shall be the first non-holiday day following such Sunday or holiday.

If the bill date falls on a Saturday or on a holiday which is observed on Tuesday, Wednesday, Thursday or Friday, the bill date shall be the last non-holiday day preceding such Saturday or holiday.

ACCESS SERVICE

2. General Regulations (Cont'd)

2.4 Payment Arrangements and Credit Allowances (Cont'd)

2.4.1 Payment of Rates, Charges and Deposits (Cont'd)

(C) Payment Dates and Late Payment Penalties (Cont'd)

ACCESS SERVICE

2. General Regulations (Cont'd)2.4 Payment Arrangements and Credit Allowances (Cont'd)2.4.1 Payment of Rates, Charges and Deposits (Cont'd)(C) Payment Dates and Late Payment Penalties (Cont'd)

- (2) Further, if no payment is received by the payment date or if a payment or any portion of a payment is received by the Telephone Company after the payment date as set forth in (1) preceding, or if a payment or any portion of a payment is received by the Telephone Company in funds which are not immediately available to the Telephone Company, then a late payment penalty shall be due to the Telephone Company. The late payment penalty shall be 1.5% of the entire unpaid balance for each month or portion thereof that an outstanding balance remains. (Exemption to late payment charge: bills under \$20.00)

ACCESS SERVICE

2. General Regulations (Cont'd)2.4 Payment Arrangements and Credit Allowances (Cont'd)2.4.1 Payment of Rates, Charges and Deposits (Cont'd)(D) Billing Disputes

- (1) A good faith dispute requires the customer to provide a written claim to the Telephone Company. Instructions for submitting a dispute can be obtained by calling the billing inquiry number shown on the customer's bill, or, when available, by accessing such information on the Telephone Company's website also shown on the customer's bill. Such claim must identify in detail the basis for the dispute, and if the customer withholds the disputed amounts, it must identify the account number under which the bill has been rendered, the date of the bill, and the specific items on the bill being disputed to permit the Telephone Company to investigate the merits of the dispute.
- (2) The date of the dispute shall be the date on which the customer furnishes the Telephone Company the account information required in (D) (1), above.
- (3) The date of resolution is the date the Telephone Company completes its investigation, provides written notice to the customer regarding the disposition of the claim, i.e., resolved in favor of the customer or resolved in favor of the Telephone Company, and credits the customer's account, if applicable.
- (4) In the event that a billing dispute concerning any charges billed to the customer by the Telephone Company is resolved in favor of the Telephone Company, any payments withheld pending settlement of the dispute shall be subject to the late payment penalty set forth in (C) (2), above.

ACCESS SERVICE

2. General Regulations (Cont'd)2.4 Payment Arrangements and Credit Allowances (Cont'd)2.4.1 Payment of Rates, Charges and Deposits (Cont'd)(D) Billing Disputes (Cont'd)

- (5) If the customer pays the bill in full by the payment due date, and later initiates a billing dispute within ninety (90) days of the payment due date, penalty interest may be applicable.
 - (a) If the billing dispute is resolved in favor of the customer, the customer shall receive a credit from the Telephone Company. This credit will be an amount equal to the disputed amount resolved in the customer's favor times a penalty factor. This amount will apply from the date of the customer's payment through the date on which the customer receives the disputed amount credit from the Telephone Company. The penalty factor shall be 1.5% of the overpayment for each month or portion thereof.
 - (b) If the dispute is resolved in favor of the Telephone Company, neither a late payment charge nor a penalty interest charge is applicable.
- (6) If the customer pays the bill in full by the payment due date, and later initiates a billing dispute after ninety (90) days of the payment due date, penalty interest may be applicable.
 - (a) If the billing dispute is resolved in favor of the customer, the customer shall receive a credit from the Telephone Company. This credit will be an amount equal to the disputed amount resolved in the customer's favor times a penalty factor. This amount will apply from the date of the dispute through the date on which the customer receives the disputed amount credit from the Telephone Company. The penalty factor shall be 1.5% of the overpayment for each month or portion thereof.
 - (b) If the dispute is resolved in favor of the Telephone Company, neither a late payment charge nor a penalty interest charge is applicable.

ACCESS SERVICE

2. General Regulations (Cont'd)2.4 Payment Arrangements and Credit Allowances (Cont'd)2.4.1 Payment of Rates, Charges and Deposits (Cont'd)(E) Proration of Charges

Adjustments for the quantities of services established or discontinued in any billing period beyond the minimum period set forth for services in other sections of this tariff will be prorated to the number of days based on a thirty (30) day month. The Telephone Company will, upon request, furnish within thirty (30) days of a request and at no charge to the customer such detailed information as may reasonably be required for verification of any bill.

(F) Rounding of Charges

When a rate as set forth in this tariff is shown to more than two decimal places, the charges will be determined using the rate shown. The resulting amount will then be rounded to the nearest penny (i.e., rounded to two decimal places).

ACCESS SERVICE

2. General Regulations (Cont'd)2.4 Payment Arrangements and Credit Allowances (Cont'd)2.4.2 Minimum Periods

The minimum period for which services are provided and for which rates and charges are applicable is one month except for those usage rate services set forth in Section 6. (Switched Access Service), and those services set forth in 6.4.1, (Switched Access High Capacity) DS3 Entrance Facility and High Capacity DS3 Direct Trunked Transport, 7.2.4, (Program Audio), and 7.2.8, (DS3 High Capacity Service) or as otherwise specified.

The minimum period for which service is provided and for which rates and charges are applicable for a Specialized Service or Arrangement provided on an individual case basis as set forth in Section 12. following, is one month unless a different minimum period is established with the individual case filing.

When a service is discontinued prior to the expiration of the minimum period, charges are applicable, whether the service is used or not, as follows:

- (A) When a service with a one-month minimum period is discontinued prior to the expiration of the minimum period, a one-month charge will apply at the rate level in effect at the time service is discontinued.
- (B) When a service with a minimum period greater than one month is discontinued prior to the expiration of the minimum period, the applicable charge will be the lesser of (1) the Telephone Company's total non-recoverable costs less the net salvage value for the discontinued service or (2) the total monthly charges, at the rate level in effect at the time service is discontinued, for the remainder of the minimum period.

ACCESS SERVICE

2. General Regulations (Cont'd)2.4 Payment Arrangements and Credit Allowances (Cont'd)2.4.3 Cancellation of an Order for Service

Provisions for the cancellation of an order for service are set forth in other applicable sections of this tariff.

2.4.4 Credit Allowance for Service Interruptions(A) General

A service is interrupted when it becomes unusable to the customer because of a failure of a facility component used to furnish service under this tariff or in the event that the protective controls applied by the Telephone Company result in the complete loss of service by the customer as set forth in 6.2.1 following. An interruption period starts when an inoperative service is reported to the Telephone Company, and ends when the service is operative.

(B) When a Credit Allowance Applies

In case of an interruption to any service, allowance for the period of interruption, if not due to the negligence of the customer, shall be provided.

For Digital Data Access, D1 through D4 and High Capacity, HC1, Special Access Services, any period during which the error performance is below that specified for the service will be considered as an interruption.

Service interruptions for Specialized Service or Arrangements provided under Section 12. following shall be administered in the same

ACCESS SERVICE

2. General Regulations (Cont'd)2.4 Payment Arrangements and Credit Allowances (Cont'd)2.4.4 Credit Allowance for Service Interruptions (Cont'd)(B) When a Credit Allowance Applies (Cont'd)

manner as those set forth in this section (2.4.4) unless other regulations are specified with the individual case filing.

Credit allowances are computed as follows:

(1) Special Access Service Other than Program Audio and Video and Flat Rated Switched Access Service Rate Elements.

For Special Access Services other than Program Audio Service and Video Services and for flat rated Switched Access Service rate elements (i.e., Entrance Facility, Direct Trunked Transport and Multiplexing), no credit shall be allowed for an interruption of less than 30 minutes. The customer shall be credited for an interruption of 30 minutes or more at the rate of 1/1440 of the monthly charges for the facility or service for each period of 30 minutes or Major Fraction Thereof that the interruption continues.

The monthly charges used to determine the credit shall be as follows:

(a) Two-Point Services

For two-point services, the monthly charge shall be the total of all the monthly rate element charges associated with the service (i.e., two channel terminations, channel mileage and optional features and functions).

ACCESS SERVICE

2. General Regulations (Cont'd)2.4 Payment Arrangements and Credit Allowances (Cont'd)2.4.4 Credit Allowance for Service Interruptions (Cont'd)(B) When a Credit Allowance Applies (Cont'd)(1) Special Access Service Other than Program Audio (Cont'd)(b) Multipoint Services

For multipoint services, the monthly charge shall be only the total of all the monthly rate element charges associated with that portion of the service that is inoperative (i.e., a channel termination per customer designated premises, channel mileage and optional features and functions).

(c) Multiplexed Services

For multiplexed services, the monthly charge shall be the total of all the monthly rate element charges associated with that portion of the service that is inoperative. When the facility, which is multiplexed or the multiplexer itself is inoperative, the monthly charge shall be the total of all the monthly rate element charges associated with the service (i.e., the channel termination, channel mileage and optional features and functions, including the multiplexer on the facility to the hub, and the channel terminations, channel mileages and optional features and functions on the individual services from the hub).

ACCESS SERVICE

2. General Regulations (Cont'd)2.4 Payment Arrangements and Credit Allowances (Cont'd)2.4.4 Credit Allowance for Service Interruptions (Cont'd)(B) When a Credit Allowance Applies (Cont'd)(1) Special Access Service other than Program Audio (Cont'd)(c) Multiplexed Services (Cont'd)

When the service which rides a channel of the multiplexed facility is inoperative, the monthly charge shall be the total of all the monthly rate element charges associated with that portion of the service from the hub to a customer premises (i.e., channel termination, channel mileage, direct trunked transport, and optional features and functions).

- (d) For flat rated Switched Access Service rate elements, the monthly charge shall be the total of all monthly rate element charges associated with the service (i.e., Transport and Multiplexing).

(2) Program Audio Special Access Service

For Program Audio Service, no credit shall be allowed for an interruption of less than 30 seconds. The customer shall be credited for an interruption of 30 seconds or more as follows:

- (a) For two-point services, when monthly rates are applicable, the credit shall be at the rate of 1/8640 of the monthly charges for the service for each period of 5 minutes or fraction thereof that the interruption continues.

ACCESS SERVICE

2. General Regulations (Cont'd)2.4 Payment Arrangements and Credit Allowances (Cont'd)2.4.4 Credit Allowance for Service Interruptions (Cont'd)(B) When a Credit Allowance Applies (Cont'd)(2) Program Audio Special Access Service (Cont'd)

- (b) For two-point services, when daily rates are applicable, the credit shall be at the rate of 1/288 of the daily charges for the service for each period of 5 minutes or fraction thereof that the interruption continues.
- (c) For multipoint services, when monthly rates are applicable, the credit shall be at the rate of 1/8640 of the monthly charges for each channel termination, channel mileage and optional features and functions that are inoperative for each period of 5 minutes or fraction thereof that the interruption continues.
- (d) For multipoint services, when daily rates are applicable, the credit shall be at the daily rate of 1/288 of the daily charges for channel termination, channel mileage and optional features and functions that are inoperative for each period of 5 minutes or fraction thereof that the interruption continues.
- (e) For multipoint services, the credit for the monthly or daily charges includes the charges for the

ACCESS SERVICE

2. General Regulations (Cont'd)2.4 Payment Arrangements and Credit Allowances (Cont'd)2.4.4 Credit Allowance for Service Interruptions (Cont'd)(B) When a Credit Allowance Applies (Cont'd)(2) Program Audio Special Access Service (Cont'd)

(e) (Cont'd)

distribution amplifier only when the distribution amplifier is inoperative.

- (f) When two or more interruptions occur during a period of 5 consecutive minutes, such multiple interruptions shall be considered as one interruption.

For CCS/SS7 Interconnection Service, the monthly charge shall be the total of all monthly rate element charges associated with the service (i.e., STP Access Mileage and STP Port Termination).

(3) Switched Access Service Usage Rated Elements

For Switched Access Service, usage rated elements, no credit shall be allowed for an interruption of less than 24 hours. The customer shall be credited for an interruption of 24 hours or more at the rate of 1/30 of any applicable monthly rate or assumed minutes of use charge for each period of 24 hours or major fraction thereof that the interruption continues.

(4) Credit Allowances Cannot Exceed Monthly Rate

The credit allowance(s) for an interruption or for a series of interruptions shall not exceed any monthly rate for the service interrupted in any one monthly billing period.

ACCESS SERVICE

2. General Regulations (Cont'd)2.4 Payment Arrangements and Credit Allowances (Cont'd)2.4.4 Credit Allowance for Service Interruptions (Cont'd)(C) When a Credit Allowance Does Not Apply

No credit allowance will be made for:

- (1) Interruptions caused by the negligence of the customer.
- (2) Interruptions of a service due to the failure of equipment or systems provided by the customer or others.
- (3) Interruptions of a service during any period in which the Telephone Company is not afforded access to the premises where the service is terminated.
- (4) Interruptions of a service when the customer has released that service to the Telephone Company for maintenance purposes, to make rearrangements, or for the implementation of an order for a change in the service during the time that was negotiated with the customer prior to the release of that service. Thereafter, a credit allowance as set forth in (B) preceding applies.
- (5) Interruptions of a service which continue because of the failure of the customer to authorize replacement of any element of special construction, as set forth in NATIONAL EXCHANGE CARRIER ASSOCIATION, INC. TARIFF F.C.C. NO. 3 for SPECIAL CONSTRUCTION. The period for which no credit allowance is made begins on the

ACCESS SERVICE

2. General Regulations (Cont'd)2.4 Payment Arrangements and Credit Allowances (Cont'd)2.4.4 Credit Allowance for Service Interruptions (Cont'd)(C) When a Credit Allowance Does Not Apply

seventh day after the customer receives The Telephone Company's written notification of the need for such replacement and ends on the day after receipt by the Telephone Company of the customer's written authorization for such replacement.

(6) Periods when the customer elects not to release the service for testing and/or repair and continues to use it on a impaired basis.

(7) An interruption or a group of interruptions, resulting from a common cause, that would result in credit in an amount less than one dollar.

(D) Use of an Alternative Service Provided by the Telephone Company

Should the customer elect to use an alternative service provided by the Telephone Company during the period that a service is interrupted, the customer must pay the tariffed rates and charges for the alternative service used.

(E) Temporary Surrender of a Service

In certain instances, the customer may be requested by the Telephone Company to surrender a service for purposes other than maintenance,

ACCESS SERVICE

2. General Regulations (Cont'd)2.4 Payment Arrangements and Credit Allowances (Cont'd)2.4.4 Credit Allowance for Service Interruptions (Cont'd)(E) Temporary Surrender of a Service (Cont'd)

testing or activity relating to a service order. If the customer consents, a credit allowance will be granted. The credit allowance will be 1/1440 of the monthly rate for each period of 30 minutes or fraction thereof that the service is surrendered. In no case will the credit allowance exceed the monthly rate for the service surrendered in any one monthly billing period.

2.4.5 Re-establishment of Service Following Fire, Flood or Other Occurrence(A) Nonrecurring Charges Do Not Apply

Charges do not apply for the re-establishment of service following a fire, flood or other occurrence attributed to an Act of God provided that:

- (1) The service is of the same type as was provided prior to the fire, flood or other occurrence.
- (2) The service is for the same customer.
- (3) The service is at the same location on the same premises.
- (4) The re-establishment of service begins within 60 days after Telephone Company service is available. (The 60 day period may be extended a reasonable period if the renovation of the original location on the

ACCESS SERVICE

2. General Regulations (Cont'd)2.4 Payment Arrangements and Credit Allowances (Cont'd)2.4.5 Re-establishment of Service Following Fire, Flood or Other Occurrence
(Cont'd)(A) Nonrecurring Charges Do Not Apply (Cont'd)

premises affected is not practical within the allotted time period).

(B) Nonrecurring Charges Apply

Nonrecurring Charges apply for establishing service at a different location on the same premises or at a different premises pending re-establishment of service at the original location.

2.4.6 Title or Ownership Rights

The payment of rates and charges by customers for the service offered under the provisions of this tariff does not assign, confer or transfer title or ownership rights to proposals or facilities developed or utilized, respectively, by the Telephone Company in the provision of such services.

2.4.7 Access Services Provided By More Than One Telephone Company

- (A) When an Access Service is provided by more than one Telephone Company, the Telephone companies involved will mutually agree upon one of the billing methods as set forth in (1) and (2) following based upon the interconnection arrangements between the Telephone Companies and the availability of measurement capability. The Telephone Company will notify the customer which of the billing methods will be used. The

ACCESS SERVICE

2. General Regulations (Cont'd)2.4 Payment Arrangements and Credit Allowances (Cont'd)2.4.7 Access Services Provided By More Than One Telephone Company (Cont'd)

- (A) customer will place the order for the service as set forth in 5.3 following dependent upon the billing method.

(1) Non Meet Point Billing

At the option of the Telephone Company, the Non Meet Point Billing options may be applied to Feature Groups A and B Switched Access Service.

(a) Single Company Billing

The Telephone Company receiving the order from the customer, as specified in 5.3.1(A)(1) following, will arrange to provide the service, determine the applicable charges and bill the customer for the entire service in accordance with its access Services tariff.

ACCESS SERVICE

2. General Regulations (Cont'd)2.4 Payment Arrangements and Credit Allowances (Cont'd)2.4.7 Access Services Provided By More Than One Telephone Company (Cont'd)

(A) (Cont'd)

(1) Non Meet Point Billing (Cont'd)(b) Primary Exchange Carrier/Secondary
Exchange Carrier Billing Option (Cont'd)

ACCESS SERVICE

2. General Regulations (Cont'd)2.4 Payment Arrangements and Credit Allowances (Cont'd)2.4.7 Access Services Provided By More Than One Telephone Company (Cont'd)(A) (1) Non Meet Point Billing (Cont'd)(b) Primary Exchange Carrier/Secondary Exchange Carrier Billing Option (Cont'd)

ACCESS SERVICE

2. General Regulations (Cont'd)

2.4 Payment Arrangements and Credit Allowances (Cont'd)

2.4.7 Access Services Provided By More Than One Telephone Company (Cont'd)

(A) (Cont'd)

(1) Non Meet Point Billing (Cont'd)

(b) Primary Exchange Carrier/Secondary Exchange Carrier Billing Option (Cont'd)

ACCESS SERVICE

2. General Regulations (Cont'd)2.4 Payment Arrangements and Credit Allowances (Cont'd)2.4.7 Access Services Provided By More Than One Telephone Company (Cont'd)

(A) (Cont'd)

(2) Meet Point Billing

Meet Point Billing is required when an access service is provided by multiple Telephone Companies for Feature Groups B and D Switched Access Services and Special Access. It is optional for Feature Group A Switched Access Services.

For usage rated access services the access minutes of use will be determined by the Initial Billing Company and used by the Initial Billing Company and any subsequent Billing Company(s) for the development of access charges.

- The Initial Billing Company for Feature Groups B and D Switched Access Services is normally the end user's end office, for WATS usage the Initial Billing Company is normally the WATS serving office.

When the Initial Billing Company is other than the normally designated Telephone Company office, the Telephone Company will notify the customer.

- The Subsequent Billing Company(s) is any Telephone Company(s) in whose territory a segment of Local Transport is provided and/or where the customer's Point of Termination is located.

ACCESS SERVICE

2. General Regulations (Cont'd)2.4 Payment Arrangements and Credit Allowances (Cont'd)2.4.7 Access Services Provided By More Than One Telephone Company (Cont'd)

(A) (Cont'd)

(2) Meet Point Billing (Cont'd)

There are three Meet Point Billing options-- Single Bill/Single Tariff, Single Bill/Multiple Tariff, and Multiple Bill. The Single Bill/Single Tariff and Single Bill/Single Tariff Methods will be applied by the Company to switched access service, and the Multiple Bill Method will be applied to special access service.

The Telephone Company must notify the customer of:

- the Meet Point Billing Option that will be used,
- The Telephone Company that will render the bill(s)
- The Telephone Company to whom payment(s) should be remitted, and
- The Telephone Company that will provide the bill inquiry function.

The Telephone Company shall provide such notification at the time that orders are placed for access service. Additionally, the Telephone Company shall provide this notice in writing 30 days in advance of any changes.

The Telephone Company that renders the bill- the Bill Rendering Telephone Company- will include on the access

ACCESS SERVICE

2. General Regulations (Cont'd)2.4 Payment Arrangements and Credit Allowances (Cont'd)2.4.7 Access Services Provided By More Than One Telephone Company (Cont'd)

(A) (Cont'd)

(2) Meet Point Billing (Cont'd)

service bill, based upon Industry Standards as described in the Multiple Exchange Carrier Access Billing Guidelines and the Multiple Exchange Carrier Ordering and Design Guidelines, cross reference(s) to the other Telephone Company(s) service and the common circuit identifiers. Should a billing dispute arise, the terms and conditions of the Bill Rendering Telephone Company will apply.

(a) Single Bill/Single Tariff

When FGB switched access is jointly provided by more than one exchange carrier, and the Company receiving the order from the customer is not the Telephone Company, the other Company will determine the applicable charges and bill the customer for the entire service in accordance with its own Access Tariff, and then reimburse the Telephone Company for its portion in accordance with the rates and charges set forth in Section 17 following.

ACCESS SERVICE

2. General Regulations (Cont'd)2.4 Payment Arrangements and Credit Allowances (Cont'd)2.4.7 Access Services Provided By More Than One Telephone Company (Cont'd)

(A) (Cont'd)

(2) Meet Point Billing (Cont'd)(b) Single Bill/Multiple Tariff Option
(Cont'd)

Each Telephone Company will receive an order or a copy of the order from the customer as specified in 5.3.2 following and arrange to provide the service. The Bill Rendering Telephone Company will:

- determine and include all other recurring and nonrecurring rates and charges for each involved Telephone Company;
- identify each involved Telephone Company's rates and charges separately on the bill;
- forward the bill to the customer; and
- advise the customer how to remit the payment, either directly to each Telephone

ACCESS SERVICE

2. General Regulations (Cont'd)2.4 Payment Arrangements and Credit Allowances (Cont'd)2.4.7 Access Services Provided By More Than One Telephone Company (Cont'd)

(A) (Cont'd)

(2) Meet Point Billing (Cont'd)(b) Single Bill/Multiple Tariff Option (Cont'd)

Company involved in the provision of this meet point billed service; or, as a single payment made to the Bill Rendering Telephone Company. If payments are to be sent directly to the Bill Rendering Telephone Company, the non-bill rendering Telephone Company(s) will provide the customer with written authorization for the payment arrangement.

ACCESS SERVICE

2. General Regulations (Cont'd)

2.4 Payment Arrangements and Credit Allowances (Cont'd)

2.4.7 Access Services Provided By More Than One Telephone Company (Cont'd)

(A) (Cont'd)

(2) Meet Point Billing (Cont'd)

ACCESS SERVICE

2. General Regulations (Cont'd)

2.4 Payment Arrangements and Credit Allowances (Cont'd)

2.4.7 Access Services Provided By More Than One Telephone Company (Cont'd)

(A) (Cont'd)

(2) Meet Point Billing (Cont'd)

ACCESS SERVICE

2. General Regulations (Cont'd)2.4 Payment Arrangements and Credit Allowances (Cont'd)2.4.7 Access Services Provided By More Than One Telephone Company (Cont'd)

(A) (Cont'd)

(2) Meet Point Billing (Cont'd)(c) Multiple Bill Option

Each Telephone Company will receive an order or a copy of the order from the customer as specified in 5.3.2 following. Each Telephone Company will be the Bill Rendering Telephone Company and will:

- prepare its own bill;
- determine its charge(s) for Local Transport, Directory Transport and/or Channel Mileage as set forth in (c) following:
- determine and include all other recurring and nonrecurring rates and charges of its access tariff;
- bill in accordance with its access tariff; and
- forward its bill to the customer.

The customer will remit payment directly to each Bill Rendering Telephone Company.

ACCESS SERVICE

2. General Regulations (Cont'd)2.4 Payment Arrangements and Credit Allowances (Cont'd)2.4.7 Access Services Provided By More Than One Telephone Company (Cont'd)

(A) (Cont'd)

(2) Meet Point Billing (Cont'd)(d) Determination of Meet Point Billed
Local Transport and Channel Mileage Charges

Each Telephone Company's portion of the Local Transport and Channel Mileage will be determined as follows:

ACCESS SERVICE

2. General Regulations (Cont'd)2.4 Payment Arrangements and Credit Allowances (Cont'd)2.4.7 Access Services Provided By More Than One Telephone Company (Cont'd)

(A) (Cont'd)

(2) Meet Point Billing (Cont'd)(d) Determination of Meet Point Billed Local Transport, and Channel Mileage Charges (Cont'd)

- (i) Determine the appropriate Local Transport or Channel Mileage by computing the number of airline miles between the Telephone Company premises (end office, access tandem or serving wire centers for Switched Access or serving wire centers for Special Access) using the V&H method set forth respectively in 6.4.6 and 7.2.5 following.
- (ii) Determine the billing percentage (BP), as set forth in NATIONAL EXCHANGE CARRIER ASSOCIATION, INC. TARIFF F.C.C. NO. 4, which represents the portion of the service provided by each Telephone Company;

ACCESS SERVICE

2. General Regulations (Cont'd)2.4 Payment Arrangements and Credit Allowances (Cont'd)2.4.7 Access Services Provided By More Than One Telephone Company (Cont'd)

(A) (Cont'd)

(2) Meet Point Billing (Cont'd)(d) Determination of Meet Point Billed Local Transport and Channel Mileage Charges (Cont'd)

- (iii) Originating rates are applicable when originating Tandem Switched Transport is provided. Terminating Tandem 3rd Party rates are applicable when Terminating Tandem Switched Transport is provided through a Telephone Company Access Tandem and the Terminating End Office is not owned by the Telephone Company. Terminating Tandem 3rd Party rates are also applicable when Terminating Tandem Switched Transport is provided through an ILEC Access Tandem not owned by the Telephone Company and the Terminating end Office is owned by the Telephone Company (including Direct-Trunked Transport arrangements), otherwise, Terminating – Tandem End Office rates apply. (N)
- For Feature Groups A, B and D Tandem Switched Transport using BP Method, (a) multiply the number of originating and terminating access minutes of use routed over the facility times the number of airline miles, as set forth in (i) preceding, times the BP for each Telephone Company, as set forth in (ii) preceding, times the Tandem Switched Facility rate; (b) multiply the Tandem Switched Terminating rate times the number of originating and terminating access minutes routed over the facility; (c) when a tandem office is located within the Telephone Company's operating territory, multiply the tandem switching rate times the number of originating and terminating access minutes that are switched at the tandem. (N)

Transmittal No. 71

Issued: June 16, 2017

Effective: July 1, 2017

Vice President, Regulatory and Public Policy
211 Lincoln Street
Roseville, California 95678

ACCESS SERVICE

2. General Regulations (Cont'd)2.4 Payment Arrangements and Credit Allowances (Cont'd)2.4.7 Access Services Provided By More Than One Telephone Company (Cont'd)

(A) (Cont'd)

(2) Meet Point Billing (Cont'd)(d) Determination of Meet Point Billed Local
Transport and Channel Mileage Charges (Cont'd)

(iii) (Cont'd)

The Tandem Switched Transportation rates are applied as set forth in 6.1.3(A) following.

The Switched Access Nonrecurring Charges are applied as set forth in 6.4.1(B) following. (Note: The BP is not applied to the Tandem Switched Termination and Tandem Switching rates or any non-recurring charge.)

(iv) For Feature Groups A, B and D, Direct Trunked Transport, (a) multiply the number of airline miles, as set forth in (i) preceding, times the BP for each telephone company as set forth in (ii) preceding, times the Direct Trunked Facility Rate; (b) the Direct Trunked Transport rates are applied as set forth in 6.1.3(A) following. The Switched Access non-recurring charges are applied as set forth in 6.4.1(B) following. (Note: The BP is not applied to either the Direct Trunked Termination rate or any non-recurring charge.)

ACCESS SERVICE

2. General Regulations (Cont'd)2.4 Payment Arrangements and Credit Allowances (Cont'd)2.4.7 Access Services Provided By More Than One Telephone Company (Cont'd)

(A) (Cont'd)

(2) Meet Point Billing (Cont'd)(d) Determination of Meet Point Billed Local
Transport and Channel Mileage Charges (Cont'd)

- (v) For Feature Groups A, B and D, the Billing Percentage (BP) is not applicable to the Entrance Facility or Multiplexer.
- (vi) For Special Access using BP method, multiply the number of airline miles, as set forth in (i) preceding, times the BP for each telephone company, as set forth in (ii) preceding, times the Channel Mileage Facility rate. Add the Channel Mileage Termination rate for each termination provided by the Telephone Company.
- (vii) When three or more telephone companies are involved in providing an Access Service, the intermediate telephone company(s) will determine the appropriate charges as set forth in (iii) through (vi) preceding. Additionally, when a segment of the Tandem Switched Facility, Direct Trunked Facility or Channel Mileage Facility is measured to the intermediate office(s), the Tandem Switched Termination, Direct Trunked Termination or Channel Mileage Termination rates are also applied at the intermediate telephone company(s) office(s).

ACCESS SERVICE

2. General Regulations (Cont'd)2.4 Payment Arrangements and Credit Allowances (Cont'd)2.4.7 Access Service Provided By More Than One Telephone Company (Cont'd)

(A) (Cont'd)

(2) Meet Point Billing (Cont'd)(d) Determination of Meet Point Billed Local Transport and Channel Mileage Charges (Cont'd)

- (v) Nonrecurring charges (NRCs) are not subject to jointly provided services. The Company's NRCs are developed based on Company specific operational costs and are one-time charges that apply for a company specific work activity (i.e., installation or change to and existing service). Specific nonrecurring charges are set forth in Section 17.1.1.

ACCESS SERVICE

2. General Regulations (Cont'd)2.4 Payment Arrangements and Credit Allowances (Cont'd)2.4.7 Access Services Provided By More Than One Telephone Company (Cont'd)(B) Example 1 – Originating Switched Access

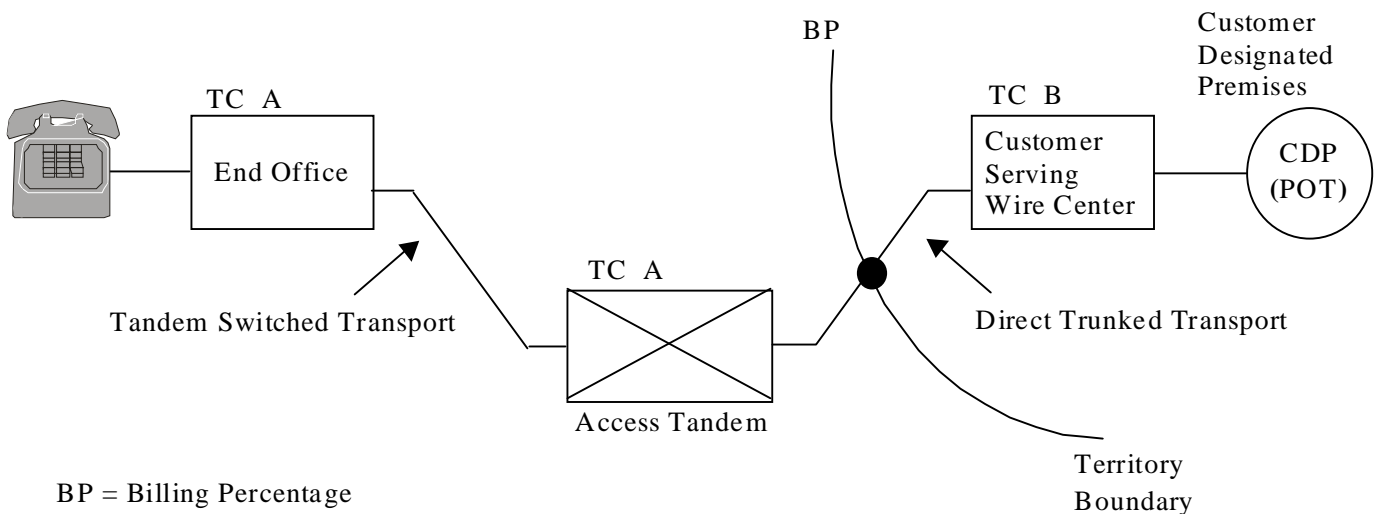
(1) Layout

- (a) Feature Group D Switched Access is ordered to End Office A.
- (b) Originating End Office and Access Tandem are in operating territory of Telephone Company A (TC-A): Consolidated Communications Companies or “CCC.”
- (c) Customer designated premises is in operating territory of Telephone Company B.

Telephone Company A
(TC A = Consolidated Communications Companies, “CCC”)

Telephone Company B
(TC B = Non-CCC)

(T)
(C)



(C)

Transmittal No. 71

Issued: June 16, 2017

Effective: July 1, 2017

Vice President, Regulatory and Public Policy
211 Lincoln Street
Roseville, California 95678

ACCESS SERVICE

2. General Regulations (Cont'd)

2.4 Payment Arrangements and Credit Allowances (Cont'd)

2.4.7 Access Services Provided By More Than One Telephone Company (Cont'd)

(B) Example 1 – Originating Switched Access (Cont'd)

The following examples reflect the rate calculations for an end office company (TC A).

(2) Assumptions:

TC-A Direct Trunk Transport BP = 40%
TC-B Direct Trunk Transport BP = 60%
Direct Trunked Transport mileage = 26 mi.
Tandem Switched Transport mileage = 23 mi.
Access Minutes = 9,000

Tandem Switched Facility Rate = TSF
Tandem Switched Termination Rate = TST
Tandem Switching Rate = TS
End Office Charges = EO
Direct Trunked Facility Rate = DTF
Direct Trunked Termination Rate = DTT

(3) Calculation:

Telephone Company A charges are:

Tandem Switched Facility charge
= 9,000 min. X 23 mi. X TSF rate

Tandem Switched Termination
= 9,000 min. X 2 Terminations X TST rate

Tandem Switching charge
= 9,000 min. X TS rate

End Office
= 9,000 min. X EO rates

Direct Trunked Facility charge
= 26 miles X DTF rate X 40%

Direct Trunked Termination charge
= 1 termination X DTT rate

(T)

(C)

(M)

(M)(C)

(M) Material Relocated from Page 97

Transmittal No. 71

Issued: June 16, 2017

Effective: July 1, 2017

Vice President, Regulatory and Public Policy
211 Lincoln Street
Roseville, California 95678

ACCESS SERVICE

2. General Regulations (Cont'd)

2.4 Payment Arrangements and Credit Allowances (Cont'd)

2.4.7 Access Services Provided By More Than One Telephone Company (Cont'd)

- | | |
|--|---|
| <p>(D) Example 2 – Terminating Switched Access Tandem 3rd Party
– (see diagram 2a and 2b)</p> <p>(1) Layout:</p> <ul style="list-style-type: none"> - Feature Group D Switched Access is ordered to End Office. - Terminating Access Tandem is owned by Consolidated Communications Companies, “CCC” (TC-A) and End Office is owned by a non-CCC ILEC (TC-B) <p>(2) Assumptions:</p> <ul style="list-style-type: none"> o TC-A Direct Trunk Transport BP = 40% (where applicable Diagram 2A) o TC-B Direct Trunk Transport BP = 60% (where applicable Diagram 2A) o Direct Trunk Transport mileage = 26 mi. o TC-A Tandem Switched Transport BP = 20% o TC-B Tandem Switched Transport BP = 80% o Tandem Switched Transport mileage = 23 mi. | <p>(N)(M)</p> <div style="border-left: 1px solid black; border-right: 1px solid black; height: 300px; margin: 0 auto;"></div> <p>(N)(M)</p> |
|--|---|

(M) Material Relocated to Page 96

Transmittal No. 71

2. General Regulations (Cont'd)

2.4 Payment Arrangements and Credit Allowances (Cont'd)

2.4.7 Access Services Provided by More Than One Telephone Company (Cont'd)

(D) Example 2: Terminating Switched Access Tandem 3rd Party (Cont'd)

Diagram 2a

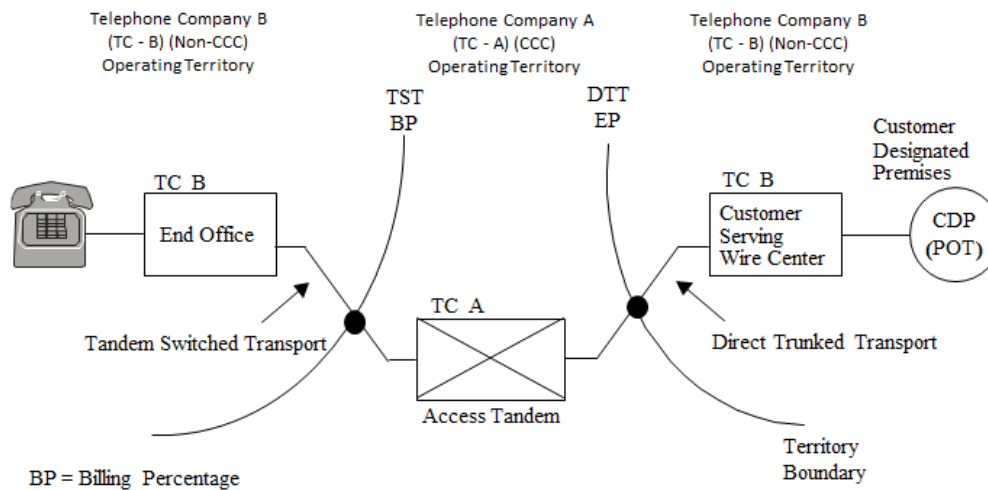
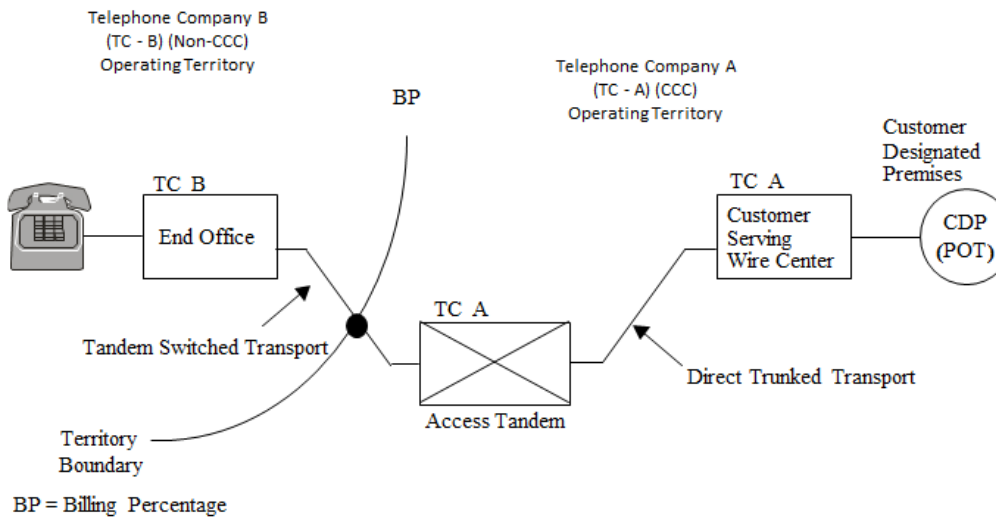


Diagram 2b



Transmittal No. 71

Issued: June 16, 2017

Effective: July 1, 2017

Vice President, Regulatory and Public Policy
211 Lincoln Street
Roseville, California 95678

2. General Regulations (Cont'd)

(N)

2.4 Payment Arrangements and Credit Allowances (Cont'd)

2.4.7 Access Services Provided by More Than One Telephone Company (Cont'd)

(D) Example 2: Terminating Switched Access Tandem 3rd Party (Cont'd)
(See Diagram 2A and 2B)

(3) Calculation

Example 2 Telephone Company A charges are:

Tandem Switched Facility – 3rd Party charge
= 9,000 min. x 23 mi. x TSF-3rd Party rate x 20%

Tandem Switched Termination – 3rd Party charge
= 1 termination x 9,000 min. x TST-3rd Party rate

Tandem Switching – 3rd Party charge
= 9,000 min. x TS-3rd Party rate

Direct Trunked Facility charge
2A = 26 miles x DTF rate x 40%
2B = 26 miles x DTF rate

Direct Trunked Termination charge
2A = 1 termination x DTT rate
2B = 2 termination x DTT rate

(N)

Transmittal No. 71

2. General Regulations (Cont'd)

(N)

2.4 Payment Arrangements and Credit Allowances (Cont'd)

2.4.7 Access Services Provided by More Than One Telephone Company (Cont'd)

(E) Example 3: Terminating Switched Access Tandem End Office
(See Diagram 3)

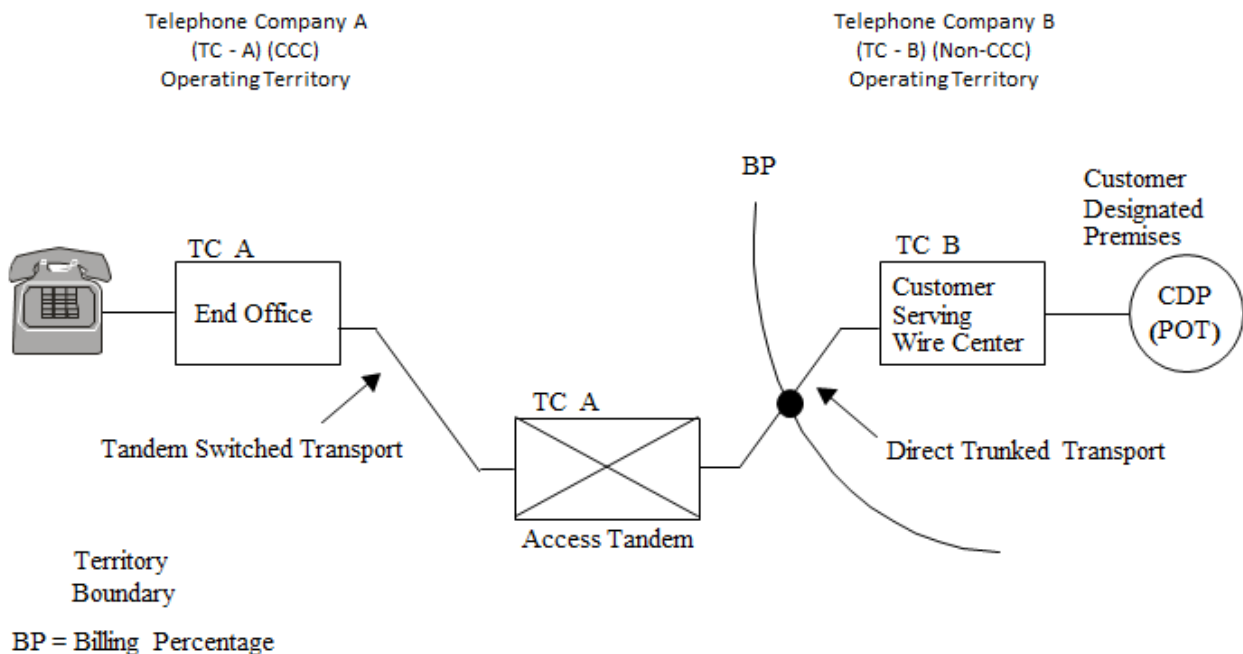
(1) Layout:

- Feature Group D Switched Access is ordered to End Office.
- Terminating End Office and Access Tandem are both owned by Consolidated Communications Companies, "CCC" (TC-A)

(2) Assumptions:

- o TC-A Direct Trunk Transport BP = 40%
- o TC-B Direct Trunk Transport BP = 60%
- o Direct Trunk Transport mileage = 26 mi.
- o Tandem Switched Transport mileage = 23 mi.

Diagram 3



(N)

Transmittal No. 71

2. General Regulations (Cont'd)

(N)

2.4 Payment Arrangements and Credit Allowances (Cont'd)

2.4.7 Access Services Provided by More Than One Telephone Company (Cont'd)

(E) Example 3: Terminating Switched Access Tandem End Office (Cont'd)
(See Diagram 3)

(3) Calculation

Example 3 Telephone Company A charges are:

End Office Charges = 9,000 min. x EO rate

Tandem Switched Facility – End Office charge
= 9,000 min. x 23 mi. x TSF-End Office rate

Tandem Switched Termination – End Office charge
= 2 terminations x 9,000 min. x TST-End Office rate

Tandem Switching – End Office charge
= 9,000 min. x TS-End Office rate

Direct Trunked Facility Charge
= 26 miles x DTF rate x 40%

Direct Trunked Termination charge
= 1 termination x DTT rate

(N)

Transmittal No. 71

2. General Regulations (Cont'd)

(N)

2.4 Payment Arrangements and Credit Allowances (Cont'd)

2.4.7 Access Services Provided by More Than One Telephone Company (Cont'd)

(F) Example 4: Originating Switched Access Consolidated Communications Companies, "CCC" owns only the End Office (See Diagram 4)

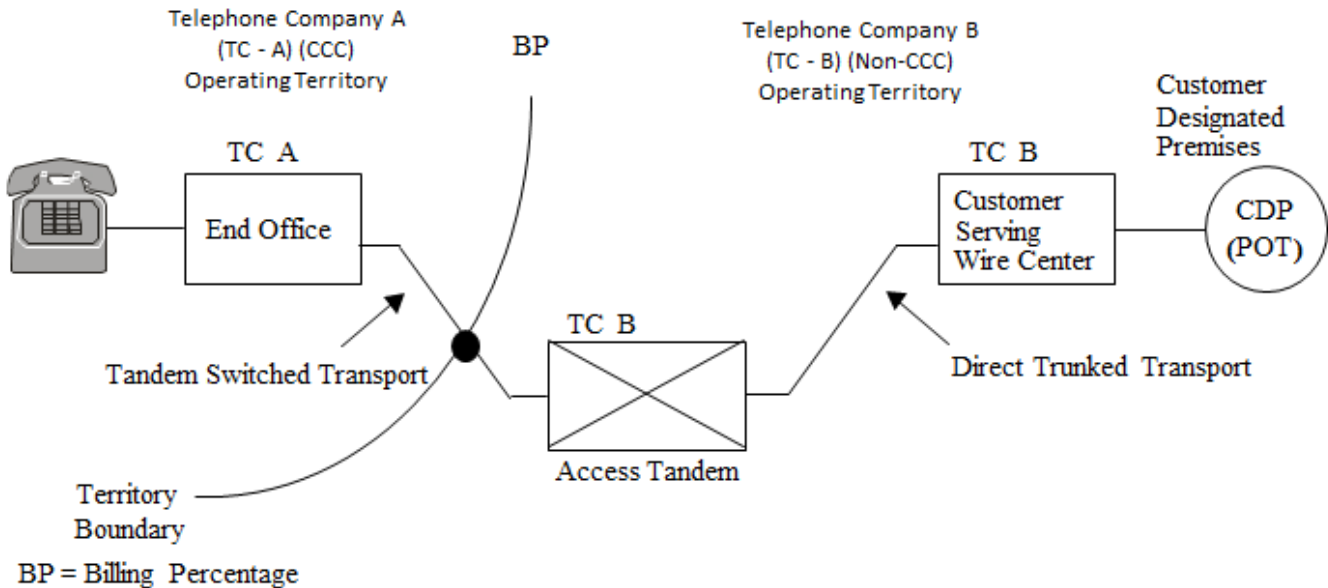
(1) Layout:

- Feature Group D Switched Access is ordered to End Office
- End Office is owned by Consolidated Communications Companies, "CCC" (TC-A)
- Access Tandem is owned by a non-CCC (TC-B)

(2) Assumptions:

- Direct Trunk Transport mileage = 26 mi.
- TC-A Tandem Switched Transport BP = 80%
- TC-B Tandem Switched Transport BP = 20%
- Tandem Switched Transport mileage = 23 mi.

Diagram 4



(N)

Transmittal No. 71

2. General Regulations (Cont'd)

(N)

2.4 Payment Arrangements and Credit Allowances (Cont'd)

2.4.7 Access Services Provided by More Than One Telephone Company (Cont'd)

(F) Example 4: Originating Switched Access Consolidated Communications Companies, "CCC" owns only the End Office (Cont'd)
(See Diagram 4)

(3) Calculation:

Example 4 Telephone Company A charges are:

End Office charges = 9,000 min. x EO rate

Tandem Switched Facility charge
= 9,000 min. x 23 mi. x TSF rate x 80%

Tandem Switched Termination charge
= 1 termination x 9,000 min. x TST rate

(N)

Transmittal No. 71

ACCESS SERVICE

2. General Regulations (Cont'd)

2.4 Payment Arrangements and Credit Allowances (Cont'd)

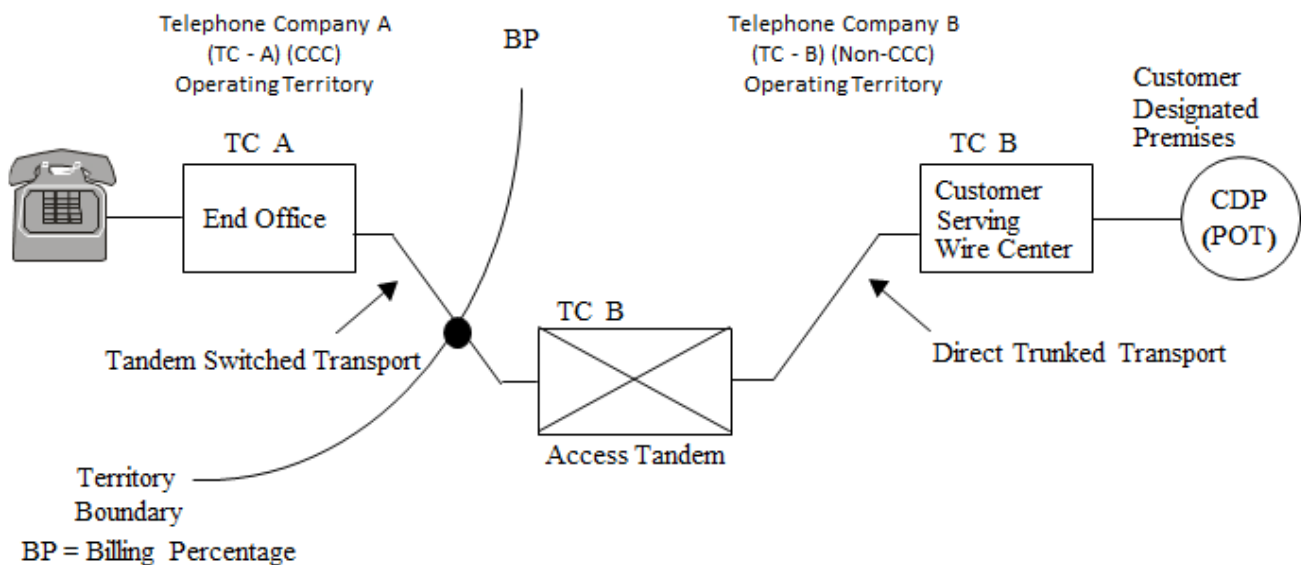
2.4.7 Access Services Provided by More Than One Telephone Company (Cont'd)

(G) Example 5: Terminating Switched Access –Tandem 3rd Party (See Diagram 5)

(1) Layout:

- Feature Group D Switched Access is ordered to End Office
- End Office is owned by Consolidated Communications Companies, “CCC” (TC-A)
- Access Tandem is owned by a non-CCC ILEC (TC-B)

Diagram 5



Transmittal No. 71

(N)

(N)

ACCESS SERVICE

2. General Regulations (Cont'd)

(N)

2.4 Payment Arrangements and Credit Allowances (Cont'd)

2.4.7 Access Services Provided by More Than One Telephone Company (Cont'd)

(G) Example 5: Terminating Switched Access –Tandem 3rd Party (Cont'd)
(See Diagram 5)

(3) Calculation:

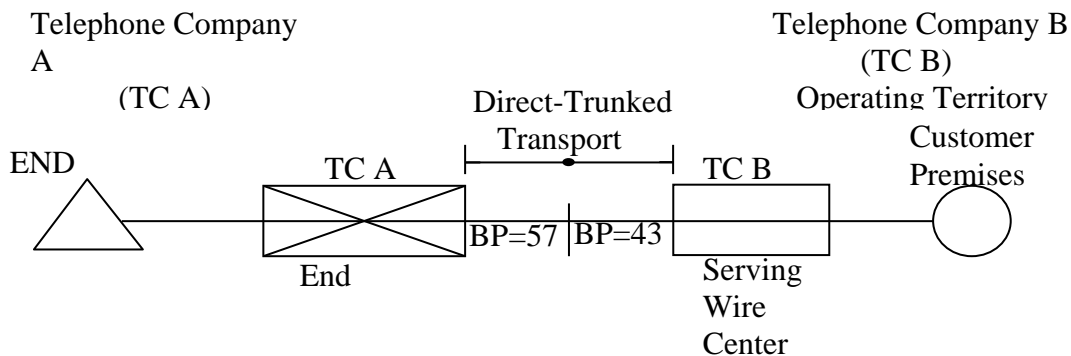
Example 5 Telephone Company A charges are:

End Office charges = 9,000 min. x EO rate

Tandem Switched Facility 3rd Party charge
= 9,000 min. x 23 mi. x TSF-3rd Party rate x 80%

Tandem Switched Termination 3rd Party charge
= 1 termination x 9,000 min. x TST-3rd Party rate

(H) Example 6: Switched Access with Direct-Trunked Transport



(1) Layout

(a) Feature Group D Switched Access is ordered to
End Office A.

(N)

Transmittal No. 71

ACCESS SERVICE

2. General Regulations (Cont'd) (N)
- 2.4 Payment Arrangements and Credit Allowances (Cont'd)
- 2.4.7 Access Services Provided By More Than One Telephone Company (Cont'd)
- (H) Example 6- Switched Access (Cont'd)
- (1) Layout (Cont'd)
- (b) End Office A is in operating territory of Telephone Company A.
- (c) Customer Designated Premises is in operating territory of Telephone Company B.
- The following example reflects the rate calculations for end office company (TC A). Rates for the other company (TC B) would appear in that company's access tariff.
- (2) Assume:
- Airline miles From TC A premises to TC B Serving Wire Center = 22.1, rounded = 23
- TC A Billing Percentage (BP) is 57
- Access Minutes = 9,000
- Direct-Trunked Termination – DTT
- Direct-Trunked Facility - DTF
- Residual Interconnection Charge - RIC
- (3) Calculation
- Direct-Trunked Transport
= (23 mi. X DTF X 57%) + DTT
- Residual Interconnection Charge
= 9,000 min. X RIC rate
- Carrier Common Line charge
= 9,000 min. X CCL rate
- End Office charges
= 9,000 min. X EO rate (N)

Transmittal No. 71

ACCESS SERVICE

2. General Regulations (Cont'd)2.5 Connections

Equipment and Systems (i.e., terminal equipment, multi-line terminating systems and communications systems) may be connected with Switched and Special Access Service furnished by the Telephone Company where such connection is made in accordance with the provisions specified in Technical Reference Publication AS NO. 4 and in 2.1 preceding.

2.6 Definitions

Certain terms used herein are defined as follows:

Access Code

The term "Access Code" denotes a uniform five or seven digit access code assigned by the Telephone Company to an individual customer. The five digit access code has the form 10XXX, and the seven digit code has the form 950-XXXX.

ACCESS SERVICE

2. General Regulations (Cont'd)2.6 Definitions (Cont'd)Access Minutes

For the purpose of calculating chargeable usage, the term "Access Minutes" denotes customer usage of exchange facilities in the provision of interstate or foreign service.

On the originating end of an interstate or foreign call, usage is measured from the time the originating end user's call is delivered by the Telephone Company to and acknowledged as received by the customer's facilities connected with the originating exchange. On the terminating end of an interstate or foreign call, usage is measured from the time the call is received by the end user in the terminating exchange.

Timing of usage at both originating and terminating ends of an interstate or foreign call shall terminate when the call or calling party disconnects, whichever event is recognized first in the originating and terminating exchanges, as applicable.

Access Tandem

The term "Access Tandem" denotes a Telephone Company switching system that provides a concentration and distribution function for originating or terminating traffic between end offices and a customer designated premises.

Answer/Disconnect Supervision

The term "Answer/Disconnect Supervision" denotes the transmission of the switch trunk equipment supervisory signal (off-hook or on-hook) to the customer's point of termination as an indication that the called party has answered or disconnected.

Aggregator

The term "Aggregator" denotes any entity that, in the ordinary course of its operations, makes telephones available to the public or to transient users of its premises, for interstate telephone calls using a provider of operator services.

Attenuation Distortion

The term "Attenuation Distortion" denotes the difference in loss at specified frequencies relative to the loss of 1004 Hz, unless otherwise specified.

ACCESS SERVICE

2. General Regulations (Cont'd)2.6 Definitions (Cont'd)Authorized Billing Agent

The term "Authorized Billing Agent" denotes a third party hired by a telecommunications service provider to perform billing and collection services for the telecommunications service provider.

Balance (100 Type) Test Line

The term "Balance (100 Type) Test Line" denotes an arrangement in an end office which provides for balance and noise testing.

Billing Name and Address

The term "Billing Name and Address" denotes the name and address provided to a local exchange company by each of its local exchange customers to which the local exchange company directly bill for its services.

Bit

The term "Bit" denotes the smallest unit of information in the binary system of notation.

Blocking

The term "Blocking" denotes a central office call blocking service that allows the Utility's residential and business subscribers to block directly dialed, operator-assisted and operator-entered billing calls placed from their telephone(s) to California 976 programs within California, California 900 programs or 900 Interexchange Carrier service program calls originating within California and calls placed to LEC 900 numbers outside of California.

Bulk Basis

The term "Bulk Basis" denotes the billing name and address information for all the local exchange service subscribers of a local exchange carrier.

ACCESS SERVICE

2. General Regulations (Cont'd)2.6 Definitions (Cont'd)Business Day

The term "Business Day" denotes the times of day that a company is open for business. Generally, in the business community, these are 8:00 or 9:00 a.m. to 5:00 or 6:00 p.m., respectively, with an hour for lunch, Monday through Friday.

Busy Hour Minutes of Capacity (BHMC)

The term "Busy Hour Minutes of Capacity (BHMC)" denotes the customer specified maximum amount of Switched Access Service access minutes the customer expects to be handled in an end office switch during any hour in an 8:00 a.m. to 11:00 p.m. period for the Feature Group ordered. This customer specified BHMC quantity is the input data the Telephone Company uses to determine the number of transmission paths for the Feature Group.

ACCESS SERVICE

2. General Regulations (Cont'd)2.6 Definitions (Cont'd)Call

The term "Call" denotes a customer attempt for which complete address information (e.g., 0-, 911, or 10 digits) is provided to the serving dial tone office.

Carrier Identification Code

The term "Carrier Identification Code" (CIC) denotes a unique three-digit code used to identify an interexchange carrier.

Carrier or Common Carrier

See Interexchange Carrier.

CCS

The term "CCS" denotes a hundred call seconds, which is a standard unit of traffic load that is equal to 100 seconds of usage or capacity of a group of server (e.g., trunks).

Central Office

See End Office.

Central Office Maintenance Technician

The term "Central Office Maintenance Technician" denotes a Telephone Company employee who performs installation and/or repair work, including testing and trouble isolation, within the Telephone Company Central Office.

Central Office Prefix

The term "Central Office Prefix" denotes the first three digits (NXX) of the seven digit telephone number assigned to a customer's Telephone Exchange Service when dialed on a local basis.

ACCESS SERVICE

2. General Regulations (Cont'd)2.6 Definitions (Cont'd)Channel(s)

The term "Channel(s)" denotes an electrical or photonic, in the case of fiber optic-based transmission systems, communications path between two or more points of termination.

Channel Service Unit

The term "Channel Service Unit" denotes equipment which performs one or more of the following functions: termination of a digital facility, regeneration of digital signals, detection and/or correction of signal format error, and remote loop back.

Channelize

The term "Channelize" denotes the process of multiplexing -demultiplexing wider bandwidth or higher speed channels into narrower bandwidth or lower speed channels.

C-Message Noise

The term "C-Message Noise" denotes the frequency weighted average noise within an idle voice channel. The frequency weighting, called C- message, is used to simulate the frequency characteristic of the 500-type telephone set and the hearing of the average subscriber.

C-Notched Noise

The term "C-Notched Noise" denotes the C-message frequency weighted noise on a voice channel with a holding tone, which is removed at the measuring end through a notch (very narrow band) filter.

ACCESS SERVICE

2. General Regulations (Cont'd)2.6 Definitions (Cont'd)Coin Station

See Pay Telephone.

Common Line

The term "Common Line" denotes a line, trunk, pay telephone line or other facility provided under the general and/or local exchange service tariffs of the Telephone Company, terminated on a central office switch. A common line -residence is a line or trunk provided under the residence regulations of the general and/or local exchange service tariffs. A common line-business is a line provided under the business regulations of the general and/or local exchange service tariffs.

Common Channel Signaling (CCS)

The term "Common Channel Signaling" refers to a system with a high speed packet switched communications network which is separate (out of band) from the public packet switched and message networks. Its purpose is to carry addressed signaling messages for individual trunk circuits and/or database related services between Signaling Points in the CCS network.

Communications System

The term "Communications System" denotes channels and other facilities which are capable of communications between terminal equipment provided by other than the Telephone Company.

Customer(s)

The term "Customer(s)" denotes any individual, partnership, association, joint-stock company, trust, corporation, or governmental entity or other entity which subscribes to the services offered under this tariff, including both Interexchange Carriers (ICs) and End Users.

ACCESS SERVICE

2. General Regulations (Cont'd)2.6 Definitions (Cont'd)Customer Designated Premises

The term "Customer Designated Premises" denotes the premises specified by the customer for the provision of Access Service.

Customer Signaling Point Code (CSPC)

The term "Customer Signaling Point Code" denotes a code that identifies the customer's signaling point in the CCS network.

Data Base - 800 Access Service

Data Base - 800 Access Service consists of regional data bases that contain call-processing information specified by 800 Access Service customers. The data base contains the customer record information necessary to perform carrier identification and 800 number translation.

ACCESS TARIFFS

2. General Regulations (Cont'd)2.6 Definitions (Cont'd)Data Transmission (107 Type) Test Line

The term "Data Transmission (107 Type) Test Line" denotes an arrangement which provides for a connection to a signal source which provides test signals for one-way testing of data and voice transmission parameters.

Decibel

The term "Decibel" denotes a unit used to express relative difference in power, usually between acoustic or electric signals, equal to ten (10) times the common logarithm of the ratio of two signal powers.

Decibel Reference Noise C-Message Weighting

The term "Decibel Reference Noise C-Message Weighting" denotes noise power measurements with C-Message Weighting in decibels relative to a reference 1000 Hz tone of 90 dB below 1 milliwatt.

Decibel Reference Noise C-Message Referenced to 0

The term "Decibel Reference Noise C-Message Referenced to 0" denotes noise power in "Decibel Reference Noise C-Message Weighting" referred to or measured at a zero transmission level point.

Detail Billing

The term "Detail Billing" denotes the listing of each message and/or rate element for which charges to a customer are due on a bill prepared by the Telephone Company.

ACCESS SERVICE

2. General Regulations (Cont'd)2.6 Definitions (Cont'd)Direct-Trunked Transport

The term "Direct-Trunked Transport" denotes transport from the serving wire center to the end office or from the serving wire center to the access tandem on circuits dedicated to the use of a single customer.

Dual Tone Multi-frequency Address Signaling

The term "Dual Tone Multi-frequency Address Signaling" denotes a type of signaling that is an optional feature of Switched Access Feature Group A. It may be utilized when Feature Group A is being used in the terminating direction (from the point of termination with the customer to the local exchange end office). An office arranged for Dual Tone Multi-frequency Signaling would expect to receive address signals from the customer in the form of Dual Tone Multi-frequency signals.

Echo Control

The term "Echo Control" denotes the control of reflected signals in a telephone transmission path.

ACCESS SERVICE

2. General Regulations (Cont'd)2.6 Definitions (Cont'd)Echo Path Loss

The term "Echo Path Loss" denotes the measure of reflected signal at a 4-wire point of interface without regard to the send and receive Transmission Level Point.

Echo Return Loss

The term "Echo Return Loss" denotes a frequency weighted measure of return loss over the middle of the voiceband (approximately 500 to 2500 Hz), where talker echo is most annoying.

Effective 2-Wire

The term "Effective 2-Wire" denotes a condition which permits the simultaneous transmission in both directions over a channel, but it is not possible to insure independent information transmission in both directions. Effective 2-wire channels may be terminated with 2-wire or 4-wire interfaces.

Effective 4-Wire

The term "Effective 4-Wire" denotes a condition which permits the simultaneous independent transmission of information in both directions over a channel. The method of implementing effective 4-wire transmission is at the discretion of the Telephone Company (physical, time domain, frequency-domain separation or echo cancellation techniques). Effective 4-wire channels may be terminated with a 2-wire interface at the customer premises. However, when terminated 2-wire, simultaneous independent transmission cannot be supported because the two wire interface combines the transmission paths into a single path.

ACCESS SERVICE

2. General Regulations (Cont'd)2.6 Definitions (Cont'd)End Office

The term "End Office" denotes a local Telephone Company switching system where Telephone Exchange Service customer station loops are terminated for purposes of inter-connection to each other and to trunks. This term includes Remote Switching Modules/Systems served by a Host Central Office in a different wire center.

End User

The term "End User" means any customer of an interstate or foreign telecommunications service that is not a carrier, except that a carrier other than a telephone company shall be deemed to be an "end user" when such carrier uses a telecommunications service for administrative service exclusively as a reseller shall be deemed to be an "end user" if all resale transmissions offered by such reseller originate on the premises of such reseller.

Enhanced Service

The term "Enhanced Service," as defined in Part 64 of the F.C.C.'s Rules and Regulations, are services "...offered over common carrier transmission facilities used in interstate communications, which employ computer processing applications that act on the format, content, code, protocol or similar aspects of the subscriber's transmitted information; provide the subscriber additional, different, or restructured information; or involve subscriber interaction with stored information."

Entrance Facility

The term "Entrance Facility" denotes a Switched Access Service dedicated Local Transport facility between the customer's serving wire center and the customer's designated premises.

Entry Switch

See First Point of Switching.

ACCESS SERVICE

2. General Regulations (Cont'd)2.6 Definitions (Cont'd)Envelope Delay Distortion

The term "Envelope Delay Distortion" denotes a measure of the linearity of the phase versus frequency of a channel.

Equal Level Echo Path Loss

The term "Equal Level Echo Path Loss" (ELEPL) denotes the measure of Echo Path Loss (EPL) at a 4-wire interface which is corrected by the difference between the send and receive Transmission Level Point (TLP). [ELEPL = EPL - TLP (send) + TLP (receive)].

Exchange

The term "Exchange" denotes a unit generally smaller than a local access and transport area, established by the Telephone Company for the administration of communications service in a specified area which usually embraces a city, town or village and its environs. It consists of one or more central offices together with the associated facilities used in furnishing communications service within that area. The exchange includes any Extended Area Service area that is an enlargement of a Telephone Company's exchange area to include nearby exchanges. One or more designated exchanges comprise a given local access and transport area.

Exchange Company Signaling Point Code (ECSPC)

The term "Exchange Company Signaling Point Code" denotes a code that identifies the Telephone Company's signaling point in the CCS network.

Expected Measured Loss

The term "Expected Measured Loss" denotes a calculated loss which specifies the end-to-end 1004-Hz loss on a terminated test connection between two readily accessible manual or remote test points. It is the sum of the inserted connection loss and test access loss including any test pads.

ACCESS SERVICE

2. General Regulations (Cont'd)2.6 Definitions (Cont'd)Extended Area Service

See Exchange.

First Point of Switching

The term "First Point of Switching" denotes the first Telephone Company location at which switching occurs on the terminating path of a call proceeding from the customer designated premises To the terminating end office and, at the same time, the last Telephone Company location at which switching occurs on the originating path of a call proceeding from the originating end office to the customer designated premises.

Frequency Shift

The term "Frequency Shift" denotes the change in the frequency of a tone as it is transmitted over a channel.

Grandfathered

The term "Grandfathered" denotes Terminal Equipment, Multi-line Terminating Systems and Protective Circuitry directly connected to the facilities utilized to provide services under the provisions of this tariff, and which are considered grandfathered under Part 68 of the F.C.C.'s Rules and Regulations.

Host Central Office

The term "Host Central Office" denotes an electronic local Telephone Company End Office where Telephone Exchange Service customer station loops are terminated for purposes of interconnection to each other and to trunks. Additionally, this type of End Office contains the central call processing functions which service itself and its Remote Switching Modules/Systems.

ACCESS SERVICE

2. General Regulations (Cont'd)2.6 Definitions (Cont'd)Immediately Available Funds

The term "Immediately Available Funds" denotes a corporate or personal check drawn on a bank account and funds which are available for use by the receiving party on the same day on which they are received and include U.S. Federal Reserve bank wire transfers, U.S. Federal Reserve notes (paper cash), U.S. coins, U.S. Postal Money Orders and New York Certificates of Deposit.

Impedance Balance

The term "Impedance Balance" denotes the method of expressing Echo Return Loss and Singing Return Loss at a 4-wire interface whereby the gains and/or loss of the 4-wire portion of the transmission path, including the hybrid, are not included in the specification.

Impulse Noise

The term "Impulse Noise" denotes any momentary occurrence of the noise on a channel over a specified level threshold. It is evaluated by counting the number of occurrences which exceed the threshold.

Individual Case Basis

The term "Individual Case Basis" denotes a condition in which the regulations, if applicable, rates and charges for an offering under the provisions of this tariff are developed based on the circumstances in each case.

Inserted Connection Loss

The term "Inserted Connection Loss" denotes the 1004 Hz power difference (in dB) between the maximum power available at the originating end and the actual power reaching the terminating end through the inserted connection.

ACCESS SERVICE

2. General Regulations (Cont'd)2.6 Definitions (Cont'd)Installation and Repair Technician

The term "Installation and Repair Technician" denotes a Telephone Company employee who performs installation and/or repair work, including testing and trouble isolation, outside of the Telephone Company Central Office and generally at the customer designated premises.

Interconnecting Signaling Transfer Point (STP)

The term "Interconnecting Signaling Transfer Point" denotes the point that routes messages between its own and other Common Channel Signaling networks.

Interexchange Carrier (IC) or Interexchange Common Carrier

The terms "Interexchange Carrier" (IC) or "Interexchange Common Carrier" denotes any individual, partnership, association, joint-stock company, trust, governmental entity or corporation engaged for hire in interstate or foreign communication by wire or radio, between two or more exchanges.

Intermodulation Distortion

The term "Intermodulation Distortion" denotes a measure of the nonlinearity of a channel. It is measured using four tones, and evaluating the ratios (in dB) of the transmitted composite four-tone signal power to the second-order products of the tones (R2), and the third-order products of the tones (R3).

Interstate Communications

The term "Interstate Communications" denotes both interstate and foreign communications.

Intrastate Communications

The term "Intrastate Communications" denotes any communications within a state subject to oversight by a state regulatory commission as provided by the laws of the state involved.

ACCESS SERVICE

2. General Regulations (Cont'd)2.6 Definitions (Cont'd)LEC Joint Use Card

The term "LEC Joint Use Card" denotes a calling card bearing an account number assigned by a local exchange carrier, used for the services of the local exchange carrier and a designated interexchange carrier, and validated by access to data maintained by the local exchange carrier.

ACCESS SERVICE

2. General Regulations (Cont'd)2.6 Definitions (Cont'd)Legal Holiday

The term "Legal Holiday" denotes days other than Saturday or Sunday for which the Telephone Company is normally closed. These include New Year's Day, Independence Day, Thanksgiving Day, Christmas Day and a day when Washington's Birthday, Memorial Day or Columbus Day is legally observed and other locally observed holidays when the Telephone Company is closed.

Line Side Connection

The term "Line Side Connection" denotes a connection of a transmission path to the line side of a local exchange switching system.

Link Type (LT)

The term "Link Type" identifies the functionality of the signaling link providing interconnection/signaling paths between nodes of the Common Channel Signaling (CCS) network. There are six types of signaling links that make up the CCS architecture. These links are grouped into categories depending on the nodes they interconnect. Access links (A-links) connect SP/SSP switches to STPs and STPs to SCPs. Bridge links (B-Links) connect mated STP pairs together and are provisioned in quads (four way connectivity). Connecting links (C-links) connect mated STPs. Diagonal links (D-links) connect STPs of different levels (local vs. regional) together and are provisioned in quads. E-links provide access from an SP/SSP to a remote STP mated pair. F-links connect SPs directly without routing through an STP.

Local Access and Transport Area (LATA)

The term "Local Access and Transport Area" denotes a geographic area established for the provision and administration of communications service. It encompasses one or more designated exchanges, which are grouped to serve common social, economic and other purposes.

ACCESS SERVICE

2. General Regulations (Cont'd)2.6 Definitions (Cont'd)Loss Deviation

The term "Loss Deviation" denotes the variation of the actual loss from the designed value.

Major Fraction Thereof

The term "Major Fraction Thereof" denotes any period of time in excess of 1/2 of the stated amount of time. As an example, in considering a period of 24 hours, a major fraction thereof would be any period of time in excess of 12 hours exactly. Therefore, if a given service is interrupted for a period of thirty-six hours and fifteen minutes, the customer would be given a credit allowance for two twenty four hours periods for a total of forty eight hours.

ACCESS SERVICE

2. General Regulations (Cont'd)2.6 Definitions (Cont'd)Message

The term "Message" denotes a "call" as defined preceding.

Milliwatt (102 Type) Test Line

The term "Milliwatt (102 Type) Test Line" denotes an arrangement in an end office which provides a 1004 Hz tone at 0 dBmO for one-way transmission measurements towards the customer's premises from the Telephone Company end office.

Network Control Signaling

The term "Network Control Signaling" denotes the transmission of signals used in the telecommunications system which perform functions such as supervision (control, status, and charge signals), address signaling (e.g., dialing), calling and called number identifications, rate of flow, service selection error control and audible tone signals (call progress signals indicating re-order or busy conditions, alerting, coin denominations, coin collect and coin return tones) to control the operation of the telecommunications system.

Nonsynchronous Test Line

The term "Nonsynchronous Test Line" denotes an arrangement in step-by-step end offices which provides operational tests which are not as complete as those provided by the synchronous test lines, but can be made more rapidly.

ACCESS SERVICE

2. General Regulations (Cont'd)2.6 Definitions (Cont'd)North American Numbering Plan

The term "North American Numbering Plan" denotes a three-digit area code (Numbering Plan Area - NPA) and a seven-digit telephone number made up of a three-digit Central Office prefix plus a four-digit station number.

Off-hook

The term "Off-hook" denotes the active condition of a Switched Access or a Telephone Exchange Service line.

On-hook

The term "On-hook" denotes the idle condition of a Switched Access or a Telephone Exchange Service line.

Open Circuit Test Line

The term "Open Circuit Test Line" denotes an arrangement in an end office which provides an AC open circuit termination of a trunk or line by means of an inductor of several Henries.

Originating Direction

The term "Originating Direction" denotes the use of access service for the origination of calls from an End User Premises to an IC Premises.

Pay Telephone

The term "Pay Telephone" denotes a coin or coinless instrument provided in a public or semipublic place where Payphone Service Provider customers can originate telephonic communications and pay the applicable charges by (1) inserting coins into the equipment, or (2) using a credit card, or (3) third party billing the call, or (4) calling collect.

ACCESS TARIFF

2. General Regulations (Cont'd)2.6 Definitions (Cont'd)Payphone Service Provider

The term "Payphone Service Provider" denotes an entity that provides pay telephone service.

Phase Jitter

The term "Phase Jitter" denotes the unwanted phase variations of a signal.

Point of Termination

The term "Point of Termination" denotes the point of demarcation within a customer-designated premises at which the Telephone Company's responsibility for the provision of Access Service ends.

Premises

The term "Premises" denotes a building or buildings on continuous property (except Railroad Right-of-Way, etc.) not separated by a public highway.

Public Access Line Service (PAL)

The term "Public Access Line Service" denotes an end user access line for use with a pay telephone.

Remote Switching Modules/Systems

The term "Remote Switching Modules/Systems" denotes small, remotely controlled electronic end office switches which obtain their call processing capability from an electronic Host Central Office. The Remote Switching Modules/Systems cannot accommodate direct trunks to an IC.

ACCESS SERVICE

2. General Regulations (Cont'd)2.6 Definitions (Cont'd)Return Loss

The term "Return Loss" denotes a measure of the similarity between the two impedances at the junction of two transmission paths. The higher the return loss, the higher the similarity.

Registered Equipment

The term "Registered Equipment" denotes the customer's premises equipment which complies with and has been approved within the Registration Provisions of Part 68 of the F.C.C.'s Rules and Regulations.

Secondary Exchange Carrier

The term "Secondary Exchange Carrier" denotes the Local Exchange Telephone Company in whose exchange a customer's end users end office is located and where the customer's first point of switching is provided by a Primary Exchange Carrier who is not the same Exchange Carrier as the Secondary Exchange Carrier.

Service Access Code

The Term "Service Access Code" denotes a 3 digit code in the NPA format which is used as the first three digits of a 10 digit address and which is assigned for special network uses. Whereas NPA codes are normally used for identifying specific geographical areas, Certain Service Access Codes have been allocated in the North American Numbering Plan to identify generic services or to provide access capability. Examples of Service Access Codes include the 800 and 900 codes.

Service Control Point

The term "Service Control Point" denotes the node in the SS7 network where several independent data base applications receive and respond to SS7 queries.

Service Switching Point (SSP)

The term "Service Switching Point" denotes an end office or tandem which, in addition to having SS7 and SP capabilities, is also equipped to query centralized data bases.

ACCESS SERVICE

2. General Regulations (Cont'd)2.6 Definitions (Cont'd)Serving Wire Center

The term "Serving Wire Center" denotes the wire center from which the customer designated premises would normally obtain dial tone from the Telephone Company.

Seven Digit Manual Test Line

The term "Seven Digit Manual Test Line" denotes an arrangement which allows the Customer to select balance, milliwatt and synchronous test lines by manually dialing a seven digit number of the associated access connection.

Shortage of Facilities or Equipment

The term "Shortage of Facilities or Equipment" denotes a condition which occurs when the Telephone Company does not have appropriate cable, switching capacity, bridging or, multiplexing equipment, etc., necessary to provide the Access Service requested by the customer.

Short Circuit Test Line

The term "Short Circuit Test Line" denotes an arrangement in an end office which provides for an ac short circuit termination of a trunk or line by means of a capacitor of at least four microfarads.

Signal-to-C-Notched Noise Ratio

The term "Signal-to-C-Notched Noise Ratio" denotes the ratio in dB of a test signal to the corresponding C-Notched Noise.

ACCESS SERVICE

2. General Regulations (Cont'd)2.6 Definitions (Cont'd)Signaling Link (SL)

The term "Signaling Link" denotes a specialized digital data link that provides interconnection/signaling paths between the various signal and processing nodes of the Common Channel Signaling network. Signaling Links may be routed directly between signaling points or indirectly via a Signal Transfer Point (STP).

Signaling Link Code (SLC)

The term "Signaling Link Code" denotes a code that identifies a signaling link within the Common Channel Signaling/Signaling System 7 (CCS/SS7) link set.

Signaling Point of Interface (SPOI)

The term "Signaling Point of Interface" denotes a node in the Common Channel Signaling network that originates and/or receives signaling messages.

Signaling Return Loss

The term "Signaling Return Loss" denotes the frequency weighted measure of return loss at the edges of the voiceband (200 to 500 Hz and 2500 to 3200 Hz), where signaling (instability) problems are most likely to occur.

Signaling System 7 (SS7)

The term "Signaling System 7" denotes the signaling protocol Version 7 used in the Common Channel Signaling network based on the American National Standards Institute (ANSI) standards.

Signaling Transfer Point (STP)

The term "Signaling Transfer Point" denotes a packet switch in the Common Channel Signaling network that is used to route signaling messages between signaling nodes. STP's also transfer signaling messages to other CCS networks.

ACCESS SERVICE

2. General Regulations (Cont'd)2.6 Definitions (Cont'd)Subtending End Office of an Access Tandem

The term "Subtending End Office of an Access Tandem" denotes an end office that has final trunk group routing through that tandem.

Synchronous Test Line

The term "Synchronous Test Line" denotes an arrangement in an end office which performs marginal operational tests of supervisory and ring-tripping functions.

Tandem Switched Transport

The term "Tandem Switched Transport" denotes transport from the serving wire center to the end office, or from the tandem to the end office that is switched at a tandem.

Telecommunications Service Provider

The term "Telecommunications Service Provider" denotes interexchange carriers, operator service providers, enhanced service provider, and any other provider of telecommunications services.

Terminating Direction

The term "Terminating Direction" denotes the use of Access Service for the completion of calls from an IC premises to an End User Premises.

Transmission Measuring (105 Type) Test Line/Responder

The term "Transmission Measuring (105 Type) Test Line/Responder" denotes an arrangement in an end office which provides far-end access to a responder and permits two-way loss and noise measurements to be made on trunks from a near end office.

Transmission Path

The term "Transmission Path" denotes an electrical path capable of transmitting signals within the range of the

ACCESS SERVICE

2. General Regulations (Cont'd)2.6 Definitions (Cont'd)Transmission Path (Cont'd)

service offering, e.g., a voice grade transmission path is capable of transmitting voice frequencies within the approximate range of 300 to 3000 Hz. A transmission path is comprised of physical or derived facilities consisting of any form or configuration of plant typically used in the telecommunications industry.

Trunk

The term "Trunk" denotes a communications path connecting two switching systems in a network, used in the establishment of an end-to-end connection.

Trunk Group

The term "Trunk Group" denotes a set of trunks which are traffic engineered as a unit for the establishment of connections between switching systems in which all of the communications paths are interchangeable.

Trunk Side Connection

The term "Trunk Side Connection" denotes the connection of a transmission path to the trunk side of a local exchange switching system.

Two-Wire to Four-Wire Conversion

The term "Two-Wire to Four-Wire Conversion" denotes an arrangement which converts a four-wire transmission path to a two-wire transmission path to allow a four-wire facility to terminate in a two-wire entity (e.g., a central office switch).

ACCESS SERVICE

2. General Regulations (Cont'd)2.6 Definitions (Cont'd)V and H Coordinates Method

The term "V and H Coordinates Method" denotes a method of computing airline miles between two points by utilizing an established formula which is based on the vertical and horizontal coordinates of the two points.

WATS Serving Office

The term "WATS Serving Office" denotes a Telephone Company designated serving wire center where switching, screening and/or recording functions are performed in connection with the closed-end of WATS or WATS-type services.

Wire Center

The term "Wire Center" denotes a building in which one or more central offices, used for the provision of Telephone Exchange Services, are located.

ACCESS SERVICE

3. Federal Universal Service Charge, ISDN Line Ports and DS1 Line Port3.1 Federal Universal Service Charge (FUSC)

The Federal Universal Service Charge (FUSC) recovers the Telephone Company's contribution to various federal universal service funds. The Telephone Company will apply a surcharge factor each month to the billed charges for interstate access services provided to end users from this Tariff. FUSC will not apply to any billed charges for an end user when the interstate access service provided to the end user qualifies under the federal universal service guidelines for Lifeline Assistance.

FUSC will not apply to interstate access services purchased by customers that resell these services to end users as part of an interstate telecommunications service and are required to contribute to the various federal universal service funds. In case of a dispute regarding whether the customer is reselling services and contributing to the various federal universal service funds, the Telephone Company may request a signed certification to that effect from the customer.

3.1.1 Rate Application

The Telephone Company will bill FUSC each month based on a FUSC Surcharge Factor set forth in Section 17.6.1(A), following. The Telephone Company will multiply the FUSC Surcharge Factor against the end user's billed interstate access services charges.

3.2 ISDN Line Ports

When an end user is provided Integrated Services Digital Network (ISDN) Basic Rate Interface (BRI) and/or ISDN Primary Rate Interface (PRI) local exchange service by the Telephone Company under the general or local exchange tariff, ISDN Line Port rates apply. ISDN Line Port rates recover the costs of ISDN line ports to the extent these costs exceed the cost of a line port used for basic, analog service.

When an end user temporarily suspends its local exchange service that is associated with ISDN BRI and/or ISDN PRI, one-half of the ISDN Line Port rate per month will be temporarily suspended for the time period the local exchange service is suspended.

ACCESS SERVICE

3. Federal Universal Service Charge, ISDN Line Ports and DS1 Line Port (Cont'd)3.2 ISDN Line Ports (Cont'd)3.2.1 Rate Application

Rates for ISDN Line Ports are set forth in Section 17.6.2, following.

The monthly rate applies to each ISDN service arrangement ordered from the Telephone Company's general or local exchange tariff, as described below.

- The ISDN BRI Line Port rate applies to each ISDN BRI arrangement.
- The ISDN PRI Line Port rate applies to each ISDN PRI arrangement.

3.3 DS1 Line Ports

When an end user is provided a DS1 (1.544 Mbps) local exchange service by the Telephone Company under the general and/or local exchange tariff(s), and where the end user provides the terminating channelization equipment, a DS1 Line Port rate will apply. The DS1 Line Port rate recovers the line port costs of the DS1 channel service to the extent these costs exceed the cost of a line port used for basic, analog service. When an end user temporarily suspends its local exchange service that is associated with DS1 channel service, one-half of the DS1 Line Port rate per month will be temporarily suspended for the time period the local exchange service is suspended.

3.3.1 Rate Application

The DS1 Line Port rate is set forth in Section 17.6.3, following.

This monthly rate applies to each DS1 (1.544 Mbps) channel service ordered from the Telephone Company's general and/or local exchange tariff, where the end user provides the terminating channelization equipment.

ACCESS SERVICE

4. End User Access Service4.1 General Description

The Telephone Company will provide End User Access Service (End User Access) to end users who obtain local exchange service from the Telephone Company under its general and/or local exchange tariffs. End User Access Service consists of End User Common Line (EUCL) charges, and Access Recovery Charges (ARC). End users who obtain local exchange service from the Telephone Company under its general and/or local exchange tariff(s) or detariffed service guide(s) are subject to the EUCL and ARC regulations.

4.2 Regulations, Rates and Charges

4.2.1 Regulations, Rates and Charges for the Access Recovery Charge (ARC) are set forth in 4.3, following.

4.2.2 Regulations, Rates and Charges for End User Common Line (EUCL) are set forth in 4.4, following

4.3 Access Recovery Charge (ARC)

4.3.1 General Description

The ARC is assessed when an end user or reseller obtains local exchange service from the Telephone Company, and is a per month rate that is assessed to the end user or reseller of the associated local exchange service.

4.3.2 Limitations

(A) Exclusions

Telephone number detail billing, directory listings and intercept arrangements are not included with End User Access.

(B) Lifeline Service

The Federal Lifeline Service program is designed to provide a credit to monthly end user access charges for qualifying low income residential subscribers. When an eligible residential end user qualifies for Lifeline Service in association with local residential exchange service of the Telephone Company, the ARC rate as set forth in 17.5.1(A) following is waived.

ACCESS SERVICE

4. End User Access Service (Cont'd)4.3 Access Recovery Charge (ARC) (Cont'd)

4.3.3 Undertaking of the Telephone Company

The Telephone Company will provide End User Access at the rates and charges as set forth in 17.5.1 as follows:

- Use of an ARC for interstate Access Services is provided for under this tariff. Such use will occur when the end user obtains local exchange service.
- The Telephone Company will be responsible for contacts and arrangements with customers for the billing of End User Access charges.

4.3.4 Obligations of Radio Common Carriers

When the end user is a Radio Common Carrier (RCC) or provider of paging service, such end users shall designate whether the local exchange service they are provided by the Telephone Company is used as an access line for RCC or paging services, or used as an administrative line.

4.3.5 Payment Arrangements and Credit Allowances

(A) Minimum Period

The minimum period for which End User Access is provided to an end user and for which charges are applicable is the same as that in the general and/or local exchange tariff(s) or detariffed service guide(s) for the associated local exchange service.

(B) Cancellation of Orders

End User Access is cancelled when the order for the associated local telephone exchange service is cancelled. No cancellation charges apply.

(C) Changes to Orders

When changes are made to orders for the local exchange service associated with End User Access, any necessary changes will be made for End User Access. No charges will apply.

(D) Allowance for Interruptions

When there is an interruption to a local exchange service, requested End User Access credit allowances for interruptions will be provided as set forth for credit allowances for interruptions in 2.4.4, preceding.

ACCESS SERVICE

4. End User Access Service (Cont'd)4.3 Access Recovery Charge (ARC) (Cont'd)

4.3.5 Payment Arrangements and Credit Allowances (Cont'd)

(E) Temporary Suspension of Service

When an end user temporarily suspends its local exchange service that is associated with an ARC, one-half of the monthly ARC will be temporarily suspended for the time period the associated local exchange service is suspended.

4.3.6 Rate Regulations

(A) Who Is Billed

ARC per month charges, as set forth in 17.5.1, following, will be billed to the end user of the associated Local Exchange Service.

(B) Pay Telephone Service

The ARC-Multiline Business rate will be assessed when a Payphone Service Provider obtains an exchange service line for the purposes of offering pay telephone service.

(C) Business Service

(1) Single Line Service

When an end user is provided a single local business exchange service by the Telephone Company, centrex services included, and when the local business exchange service is provided under the general and/or local exchange tariffs or detariffed service guides, the ARC Single Line Business – Individual line or trunk rate as set forth in 17.5.1(B), following, applies to each such business individual line or trunk.

ACCESS SERVICE

4. End User Access Service (Cont'd)4.3 Access Recovery Charge (ARC) (Cont'd)

4.3.6 Rate Regulations (Cont'd)

(C) Business Service (Cont'd)

(2) Multiline Service

When an end user is provided more than one local business exchange service by the Telephone Company, pay telephone, centrex services included, and when the local exchange service is provided under the general and/or local exchange tariff(s) or detariffed service guide(s), the ARC-Multiline Business – Individual line or trunk rate as set forth in Section 17.5.1(C), following, applies to each such Multiline Business individual line or trunk.

(3) Centrex CO and Centrex CO-like Services

Business or residence single line or multiline usage for Centrex CO and Centrex CO-like services is determined as set forth in 4.3.6(C)(1) and (2), preceding.

Centrex CO or CO-like service provided to a college, university or school may serve both the college, university or school offices and the student or faculty dormitory (residential) quarters. When provided to residential quarters, the residential portion of the service is commonly known as dormitory service. Residential charges will apply to lines to the student or faculty dormitory (residential) quarters as set forth in 17.5.1(A), following. Business charges for lines to the university, college or school offices will apply as set forth in 17.5.1(C), following. Charges shall be based on the number of residence and business lines reported to the Telephone Company by the end user.

(D) Radio Common Carriers

For each local exchange service used only as a path for the transmission of Radio Common Carrier (RCC) traffic between the Telephone Company serving wire center and the RCC's radio equipment, End User Access Charges do not apply. End User Access Charges will apply to the RCC's local exchange service used for administrative purposes. This shall also include those RCCs providing maritime service under Part 80 of the FCC Rules and Regulations.

ACCESS SERVICE

4. End User Access Service (Cont'd)4.3 Access Recovery Charge (ARC) (Cont'd)

4.3.6 Rate Regulations (Cont'd)

(D) Radio Common Carriers (Cont'd)

A Radio Common Carrier is described as a common carrier engaged in the provision of Public Mobile Service, as defined in Part 22 of the FCC Rules and Regulations which is not also in the business of providing landline local exchange telephone service.

(E) Remote Call Forwarding

For each local exchange service provided as Remote Call Forwarding (RCF) residential or business service, under the general and/or local exchange service tariffs or detariffed service guides, End User Access Charges do not apply.

(F) Residential Services

(1) Single Line and Multiline Service

When an end user is provided local residence exchange service(s) by the Telephone Company, centrex services included, and when the local residence exchange or centrex service is provided under the general and/or local exchange or centrex service tariff(s) or detariffed service guide(s), the ARC Residence – Individual line or trunk rate as set forth in Section 17.5.1(A), following, applies to each such local residence exchange trunk.

(G) Integrated Services Digital Network (ISDN) Services

(1) ISDN Basic Rate Interface (BRI)

When an end user is provided residence or business local exchange service under any general and/or local exchange service tariff(s) or detariffed service guide(s) using an Integrated Services Digital Network (ISDN) Basic Rate Interface (BRI) arrangement, one (1) ARC Residence – Individual line or trunk charge as set forth in Section 17.5.1(A), following, or, one (1) ARC Single Line Business – Individual Line or trunk charge as set forth in Section 17.5.1(B), following, applies to each ISDN BRI arrangement.

ACCESS SERVICE

4. End User Access Service (Cont'd)4.3 Access Recovery Charge (ARC) (Cont'd)

4.3.6 Rate Regulations (Cont'd)

(G) Integrated Services Digital Network (ISDN) Services (Cont'd)

(2) ISDN Primary Rate Interface (PRI)

When an end user is provided residence or business local exchange service under any general and/or local exchange service tariff(s) or detariffed service guide(s) using an Integrated Services Digital Network (ISDN) Primary Rate Interface (PRI) arrangement, five (5) ARC Multiline Business – Individual line or trunk charges as set forth in Section 17.51(C), following, applies to each ISDN PRI arrangement.

(3) DS1 Channel Service

When an end user is provided local exchange service under any general and/or local exchange service tariff(s) using a DS1 (1.544 Mbps) channel service where the customer provided the terminating channelization equipment, five (5) ARC Multiline Business – Individual line or trunk charges as set forth in Section 17.5.1(C), following, applies to each DS1 channel service.

4.4 End User Common Line (EUCL)

4.4.1 General Description

The EUCL is assessed when an end user or reseller obtains local exchange service from the Telephone Company, and is a per month rate that is assessed to the end user or reseller of the associated local exchange service.

4.4.2 Limitations.

(A) Lifeline Service

The Federal Lifeline Service program is designed to provide a credit to monthly end user access charges for qualifying low income residential subscribers. When an eligible residential end user qualifies for Lifeline Service in association with local residential exchange service of the Telephone Company, the EUCL Residence rate as set forth in 17.5.2(A) following is waived.

ACCESS SERVICE

4. End User Access Service (Cont'd)4.4 End User Common Line (EUCL) (Cont'd)

4.4.3 Undertaking of the Telephone Company

The Telephone Company will provide End User Access at the rates and charges as set forth in 17.5.2 as follows:

- Use of a EUCL for interstate Access Services is provided for under this tariff. Such use will occur when the end user obtains local exchange service.
- The Telephone Company will be responsible for contacts and arrangements with customers for the billing of End User Access charges.

4.4.4 Obligations of Radio Common Carriers

When the end user is a Radio Common Carrier (RCC) or provider of paging service, such end users shall designate whether the local exchange service they are provided by the Telephone Company is used as an access line for RCC or paging services, or used as an administrative line.

4.4.5 Payment Arrangements and Credit Allowances

(A) Minimum Period

The minimum period for which End User Access is provided to an end user and for which charges are applicable is the same as that in the general and/or local exchange tariff(s) or detariffed service guide(s) for the associated local exchange service.

(B) Cancellation of Orders

End User Access is cancelled when the order for the associated local telephone exchange service is cancelled. No cancellation charges apply.

(C) Changes to Orders

When changes are made to orders for the local exchange service associated with End User Access, any necessary changes will be made for End User Access. No charges will apply.

(D) Allowance for Interruptions

When there is an interruption to a local exchange service, requested End User Access credit allowances for interruptions will be provided as set forth for credit allowances for interruptions in 2.4.4, preceding.

ACCESS SERVICE

4. End User Access Service (Cont'd)4.4 End User Common Line (EUCL) (Cont'd)

4.4.5 Payment Arrangements and Credit Allowances (Cont'd)

(E) Temporary Suspension of Service

When an end user temporarily suspends its local exchange service that is associated with an EUCL, one-half of the monthly EUCL will be temporarily suspended for the time period the associated local exchange service is suspended.

4.4.6 Rate Regulations

(A) Who Is Billed

EUCL per month charges, as set forth in 17.5.2, following, will be billed to the end user of the associated Local Exchange Service.

(B) Pay Telephone Service

The EUCL-Multiline Business rate will be assessed when a Payphone Service Provider obtains an exchange service line for the purposes of offering pay telephone service.

(C) Business Service

(1) Single Line Service

When an end user is provided a single local business exchange service by the Telephone Company, centrex services included, and when the local business exchange service is provided under the general and/or local exchange tariffs or detariffed service guides, the EUCL Single Line Business – Individual line or trunk rate as set forth in 17.5.2(B), following, applies to each such business individual line or trunk.

ACCESS SERVICE

4. End User Access Service (Cont'd)4.4 End User Common Line (EUCL) (Cont'd)

4.4.6 Rate Regulations (Cont'd)

(C) Business Service (Cont'd)

(2) Multiline Service

When an end user is provided more than one local business exchange service by the Telephone Company, pay telephone, centrex services included, and when the local exchange service is provided under the general and/or local exchange tariff(s) or detariffed service guide(s), the EUCL-Multiline Business – Individual line or trunk rate as set forth in Section 17.5.2(C), following, applies to each such Multiline Business individual line or trunk.

(3) Centrex CO and Centrex CO-like Services

Business or residence single line or multiline usage for Centrex CO and Centrex CO-like services is determined as set forth in 4.4.6(C)(1) and (2), preceding.

Centrex CO or CO-like service provided to a college, university or school may serve both the college, university or school offices and the student or faculty dormitory (residential) quarters. When provided to residential quarters, the residential portion of the service is commonly known as dormitory service. Residential charges will apply to lines to the student or faculty dormitory (residential) quarters as set forth in 17.5.2(A), following.

Business charges for lines to the university, college or school offices will apply as set forth in 17.5.2(C), following. Charges shall be based on the number of residence and business lines reported to the Telephone Company by the end user.

(D) Radio Common Carriers

For each local exchange service used only as a path for the transmission of Radio Common Carrier (RCC) traffic between the Telephone Company serving wire center and the RCC's radio equipment, End User Access Charges do not apply. End User Access Charges will apply to the RCC's local exchange service used for administrative purposes. This shall also include those RCCs providing maritime service under Part 80 of the FCC Rules and Regulations.

ACCESS SERVICE

4. End User Access Service (Cont'd)4.4 End User Common Line (EUCL) (Cont'd)

4.4.6 Rate Regulations (Cont'd)

(D) Radio Common Carriers (Cont'd)

A Radio Common Carrier is described as a common carrier engaged in the provision of Public Mobile Service, as defined in Part 22 of the FCC Rules and Regulations which is not also in the business of providing landline local exchange telephone service.

(E) Remote Call Forwarding

For each local exchange service provided as Remote Call Forwarding (RCF) residential or business service, under the general and/or local exchange service tariffs or detariffed service guides, End User Access Charges do not apply.

(F) Residential Services

(1) Single Line and Multiline Service

When an end user is provided local residence exchange service(s) by the Telephone Company, centrex services included, and when the local residence exchange or centrex service is provided under the general and/or local exchange or centrex service tariff(s) or detariffed service guide(s), the EUCL Residence – Individual line or trunk rate as set forth in Section 17.5.2(A), following, applies to each such local residence exchange trunk.

(G) Integrated Services Digital Network (ISDN) Services

(1) ISDN Basic Rate Interface (BRI)

When an end user is provided residence or business local exchange service under any general and/or local exchange service tariff(s) or detariffed service guide(s) using an Integrated Services Digital Network (ISDN) Basic Rate Interface (BRI) arrangement, one (1) EUCL Residence – Individual line or trunk charge as set forth in Section 17.5.2(A), following, or, one (1) EUCL Single Line Business – Individual Line or trunk charge as set forth in Section 17.5.2(B), following, applies to each ISDN BRI arrangement.

ACCESS SERVICE

4. End User Access Service (Cont'd)4.4 End User Common Line (EUCL) (Cont'd)

4.3.6 Rate Regulations (Cont'd)

(G) Integrated Services Digital Network (ISDN) Services (Cont'd)

(2) ISDN Primary Rate Interface (PRI)

When an end user is provided residence or business local exchange service under any general and/or local exchange service tariff(s) or detariffed service guide(s) using an Integrated Services Digital Network (ISDN) Primary Rate Interface (PRI) arrangement, five (5) EUCL Multiline Business – Individual line or trunk charges as set forth in Section 17.5.2(C), following, applies to each ISDN PRI arrangement.

(3) DS1 Channel Service

When an end user is provided local exchange service under any general and/or local exchange service tariff(s) using a DS1 (1.544 Mbps) channel service where the customer provided the terminating channelization equipment, five (5) EUCL Multiline Business – Individual line or trunk charges as set forth in Section 17.5.2(C), following, applies to each DS1 channel service.

ACCESS SERVICE

5. Access Ordering5.1 General

This section sets forth the regulations and order related charges for services set forth in other sections of this tariff. Order related charges are in addition to other applicable charges for the services provided.

An Access Order is an order to provide the customer with Switched and Special Access or Access Related Service or to provide changes to existing services.

The regulations, rates and charges for special construction are set forth in NATIONAL EXCHANGE CARRIER ASSOCIATION, INC., TARIFF F.C.C. NO. 3 and are in addition to the regulations, rates and charges specified in this section.

A customer may order any number of services of the same type and between the same premises on a single Access Order. All details for services for a particular order must be identical except for those for multipoint service.

The customer shall provide to the Telephone Company the order information required in 5.2 following, and in addition the customer must also provide:

- Customer name and premises address(es).
- Billing name and address (when different from customer name and address).
- Customer contact name(s) and telephone number(s) for the following provisioning activities: order negotiation, order confirmation, interactive design, installation and billing.

5.1.1 Service Installation

The Telephone Company will provide the Access Service in accordance with the customer's requested service date, subject to the constraints established by the Telephone Company schedule of applicable service dates.

ACCESS SERVICE

5. Access Ordering (Cont'd)5.1 General (Cont'd)5.1.1 Service Installation (Cont'd)

The Telephone Company shall make available to all customers, upon request, a schedule of applicable service intervals for Switched and Special Access Services. The schedule shall specify the applicable service interval for services and the quantities of services that can be provided by a requested service date. Any associated material will be provided upon receipt and within a reasonable period of time.

The Telephone Company will not accept orders for service dates which exceed the applicable service date by more than six month.

Access Services will be installed during Telephone Company business days. If a customer requests that installation be done outside of scheduled work hours, and the Telephone Company agrees to this request, the customer will be subject to applicable Additional Labor Charges as set forth in 17.3.3(A) following.

5.1.2 Expedited Orders

When placing an Access Order, a customer may request a service date that is prior to the applicable service date. Additionally, a customer may also request an earlier service date on a pending Access Order. In this case, an access order modification as set forth in 5.4 following would be required. If the Telephone Company determines that the service can be provided on the requested date and that additional labor cost or extraordinary costs are required to meet the requested service date, the customer will be notified and will be provided with an estimate of the additional charges involved. Charges will be billed at actual cost, not to exceed ten percent over estimated charges. Such additional charges will be determined and billed to the customer as explained following.

Issued: December 17, 2015

Effective: January 1, 2016

Vice President, Regulatory and Public Policy
211 Lincoln Street
Roseville, California 95678

ACCESS SERVICE

5. Access Ordering (Cont'd)5.1 General (Cont'd)5.1.2 Expedited Orders (Cont'd)

For Switched Services and Special Access Services, additional labor charges will be calculated upon authorization from the customer to incur the additional labor charges. The Telephone Company will keep track of the additional labor hours used to meet the request of the customer and will bill the customer at the applicable Additional Labor charges as set forth in 17.3.3(A) following.

When the request for expediting occurs subsequent to the issuance of the Access Order, a Service Date Change Charge as set forth in 17.3.1(B) following also applies.

5.1.3 Selection of Facilities for Access Orders

The option to request a specific transmission path or channel is not provided except for High Capacity Facilities Special Access, or as provided for under Special Facilities Routing as set forth in Section 11 following.

Issued: December 17, 2015

Effective: January 1, 2016

Vice President, Regulatory and Public Policy
211 Lincoln Street
Roseville, California 95678

ACCESS SERVICE

5. Access Ordering (Cont'd)5.1 General (Cont'd)5.1.3 Selection of Facilities for Access Orders (Cont'd)

When there are High Capacity facilities to a hub on order or in service for the customer's use, the customer may request a specific channel or transmission path be used to provide the Switched or Special Access Service requested in an Access Order. The Telephone Company will make a reasonable effort to accommodate the customer request.

5.2 Ordering Requirements5.2.1 Switched Access Service

When ordering Switched Access service, the customer must specify whether the service is to be provided as (1) Direct Trunked Transport to the end office, (2) Direct Trunked Transport to a tandem which connects with Tandem Switched Transport from the tandem to the end office or (3) Tandem Switched Transport to the end office. When all or a portion of service is ordered as Direct Trunked Transport, the customer must specify the type and quantity of Direct Trunked Transport facility (e.g., Voice Grade or High Capacity DS1 or DS3).

The customer must also specify the type of Entrance Facility to be used for Switched Access (e.g., Voice Grade or High Capacity). For High Capacity Entrance Facilities, the customer must specify the facility assignment and the channel assignment for each trunk.

Direct Trunked Transport is available at all tandems and at all end offices except those end offices identified in NATIONAL EXCHANGE CARRIER ASSOCIATION, INC. TARIFF F.C.C. NO. 4. as not having the capability to provide Direct Trunked Transport. Direct Trunked Transport is not available: (1) from end offices that provide equal access through a centralized equal access arrangement, (2) from end offices that lack recording or measurement capability, and (3) for originating 800 calls from non-Service Switching Point (SSP) equipped end offices that can not accommodate direct trunking of originating 800 calls, unless identified in NATIONAL EXCHANGE CARRIER ASSOCIATION, INC., TARIFF F.C.C. No. 4.

Issued: December 17, 2015

Effective: January 1, 2016

Vice President, Regulatory and Public Policy
211 Lincoln Street
Roseville, California 95678

ACCESS SERVICE

5. Access Ordering (Cont'd)5.2 Ordering Requirements (Cont'd)5.2.1 Switched Access Service (Cont'd)

When the customer has both Tandem Switched Transport and Direct Trunked Transport at the same end office, the customer will be provided Alternate Traffic Routing as set forth in 6.3.3 for FGB service, 6.7.3 for FGC service and 6.8.3 for FGD service following.

At customer request, their Local Transport may be connected to the Entrance Facility of another customer, providing the other customer submits a Letter of Authorization for this connection and assumes full responsibility for the cost of the Entrance Facility.

(A) Feature Group A

Orders for Feature Group A Switched Access Service shall be in lines.

When placing an order for Feature Group A Switched Access Service, the customer shall provide the following information in addition to that set forth in 5.1 preceding:

- The number of lines and the first point of switching (i.e., Dial Tone Office)
- Optional Features
- Whether the Off-hook Supervisory Signaling is provided by the customer's equipment before the called party answers, or is forwarded by the customer's equipment when the called party answers
- Lines to be provided as single lines

ACCESS SERVICE

5. Access Ordering (Cont'd)5.2 Ordering Requirements (Cont'd)5.2.1 Switched Access Service (Cont'd)(A) Feature Group A (Cont'd)

- Lines to be arranged in multi-line hunt group arrangements
- Directionality (1-way, 2-way, etc.)
- A projected percentage of interstate use (PIU) as set forth in 2.3.11 preceding
- The Interexchange Carrier to which the service is connected or, in the alternative, specify the means by which the FGA access communications are transported to another state.

(B) Feature Group B

Orders for Feature Group B Switched Access Service shall be in trunks.

When placing an order for Feature Group B Service, the customer shall provide the following information in addition to that set forth in 5.1 preceding:

- The number of trunks
- The end office when direct routing is desired
- The access tandem office when tandem routing is desired
- Optional Features

Issued: December 17, 2015

Effective: January 1, 2016

Vice President, Regulatory and Public Policy
211 Lincoln Street
Roseville, California 95678

ACCESS SERVICE

5. Access Ordering (Cont'd)5.2 Ordering Requirements (Cont'd)5.2.1 Switched Access Service (Cont'd)(B) Feature Group B (Cont'd)

- Trunks to be provided as single trunks
- Trunks to be arranged in trunk group arrangements
- Directionality (1-way, 2-way, etc.)
- A projected percentage of interstate use (PIU) as set forth in 2.3.11 preceding
- The Interexchange Carrier to which the service is connected or, in the alternative, specify the means by which the FGB access communications are transported to another state.
- The access code dialing arrangement (i.e., a uniform access code of 950-XXXX).

(C) Feature Group D and Interim NXX Translation

When placing an order for Feature Group D Switched Access Service, the customer shall provide:

- The number of BHMC from the customer designated premises to the end office by Feature Group and by type of BHMC, or
- For customers other than AT&T, the number of trunks desired between customer designated premises and an entry switch.
- Option Features
- Interim NXX Translation options.

ACCESS SERVICE

5. Access Ordering (Cont'd)5.2 Ordering Requirements (Cont'd)5.2.1 Switched Access Service (Cont'd)(C) Feature Group D and Interim NXX Translation (Cont'd)

When BHMC information is provided it is used to determine the number of transmission paths as set forth in 6.2.5 following.

The BHMC may be determined by the customer in the following manner. For each day (8 am to 11 pm, Monday through Friday, excluding national holidays), the customer shall determine the highest number of minutes of use for a single hour (e.g., 55 minutes in the 10-11 AM hour). The customer shall, for the same hour period (i.e., busy hour) for each of twenty consecutive business days, pick the twenty consecutive business days in a calendar year which add up to the largest number of minutes of use. Both originating and terminating minutes shall be included. The customer shall then determine the average busy hour minutes of capacity (i.e., BHMC) by dividing the largest number of minutes of use figure for the same hour period for the consecutive twenty business day period by 20. This computation shall be performed for each end office the customer wishes to serve. These determinations thus establish the forecasted BHMC for each end office.

Customers may, at their option, order FGD by specifying the number of trunks desired between customer designated premises and an end office or access tandem. When ordering by trunk quantities rather than BHMC quantities to an access

ACCESS SERVICE

5. Access Ordering (Cont'd)5.2 Ordering Requirements (Cont'd)5.2.1 Switched Access Service (Cont'd)(C) Feature Group D and Interim NXX Translation (Cont'd)

tandem, the customer must also provide the Telephone Company an estimate of the amount of traffic it will generate to and/or from each end office subtending the access tandem to assist the Telephone Company in its own efforts to project further facility requirements.

When Feature Group D is ordered with the Interim NXX Translation optional feature, the customer shall specify the Service Access Code(s) (e.g., 800 or 900) and their associated NXX codes(s) to be translated within the entire LATA or Market Area. The initial and subsequent orders to add, change, or delete Interim NXX Translation codes shall be placed separately or in combination with orders to change Feature Group D Switched Access BHMC or trunks. Customer assigned NXX codes which have not been ordered will be blocked.

Orders for the Interim NXX Translation optional feature shall not be required until such time as a customer other than an MTS/WATS provider requests Interim NXX Translation of Service Access Codes. Upon receipt of such order, the Telephone Company shall notify the MTS/WATS provider of the activation of the Interim NXX Translation Service for the Service Access Code. Following such initial activation, all customers are required to place orders for Interim NXX Translation of the Service Access Code and the Interim NXX Translation charge for

ACCESS SERVICE

5. Access Ordering (Cont'd)5.2 Ordering Requirements (Cont'd)5.2.1 Switched Access Service (Cont'd)(C) Feature Group D and Interim NXX Translation (Cont'd)

the Service Access Code shall apply as set forth in 17.1.1(B) following.

(D) Common Channel Signaling System 7 (CCS/SS7)

For Common Channel Signaling System 7 Interconnection Service, the customer must provide the following information to the Telephone Company at the time of ordering:

- Number of access links
- Link type
- Signaling Link Code
- Customer Signaling Point Code
- Common Language Location Identifier (CLLI) code of the Telephone Company interconnecting Signal Transfer Point
- Contact telephone number for installation and maintenance of the customer's designated premises

When ordering CCS/SS7 Interconnection Service, the customer will provide an estimate of the total annual volume and busy hour busy month volume projected for a period of three years. The forecast should be itemized by message type. The telephone Company will utilize this forecast in its own efforts to project further facility requirements.

ACCESS SERVICE

5. Access Ordering (Cont'd)5.2 Ordering Requirements (Cont'd)5.2.2 Special Access Service

When placing an order for Special Access Service the customer must specify:

- the customer designated premises or hubs involved
- type of service (e.g., Voice Grade, High Capacity, etc.)
- the channel interface(s)
- options desired
- for multipoint services, the channel interface at each customer designated premises may, at the request of the customer, be different but all such interfaces shall be compatible.

All Program Audio service is subject to a service inquiry. A service inquiry is a request to the Telephone Company to determine if facilities exist to provide the service ordered and to determine the service date on which service can be provided to the customer.

Issued: December 17, 2015

Effective: January 1, 2016

Vice President, Regulatory and Public Policy
211 Lincoln Street
Roseville, California 95678

ACCESS SERVICE

5. Access Ordering (Cont'd)5.2 Ordering Requirements (Cont'd)5.2.2 Special Access Service (Cont'd)

Where the Special Access Service is exempt from the Special Access Surcharge, as set forth in 7.3 following the customer shall furnish written certification to that effect as set forth in 7.3.3 following.

5.2.3 WATS or WATS-Type Services

Special Access Service may be ordered for connection with FGA, FGB, FGC or FGD Switched Access Service at Telephone Company designated WATS Serving Offices (WSOs) for the provision of WATS or WATS-type Services and may be ordered separately by a customer other than the customer which orders the FGA, FGB, FGC or FGD Switched Access Service. For the Special Access Service the customer shall specify:

- the customer designated premises at which the Special Access service terminates
- the type of line (i.e., two-wire or four-wire)
- the type of calling (i.e., originating, terminating or two-way)
- type of Supervisory Signaling.

When the optional screening, switching and/or recording functions are not provided at the customer serving wire center, Channel Mileage, as set forth in 7.2.1 following, must be ordered between that wire center and the nearest WSO where the screening, switching and/or recording functions can be provided.

Issued: December 17, 2015

Effective: January 1, 2016

Vice President, Regulatory and Public Policy
211 Lincoln Street
Roseville, California 95678

ACCESS SERVICE

5. Access Ordering (Cont'd)5.2 Ordering Requirements (Cont'd)5.2.3 WATS or WATS-Type Services (Cont'd)

Mixed use is the provision of both Switched and Special Access Services over the same High Capacity facilities. Mixed use facilities to a hub will be ordered and provided as Special Access Service.

5.2.4 Mixed Use Facilities - Switched and Special Access

Where mixed use is employed, individual services utilizing these facilities must be ordered either as Switched Access Service or Special Access Service as further elaborated and set forth in 6.4.7 and 7.2.7 following. When placing the order for the individual service(s), the customer must specify a channel assignment for each service ordered.

5.2.5 Miscellaneous Services

Testing Service, Additional Labor, Telecommunications Service Priority and Special Facilities Routing shall be ordered with an Access Order or may subsequently be added to a pending order at any time up to and including the service date for the access service. When miscellaneous services are added to a pending order a service date change may be required. When a service date change is required, the service date charge as set forth in 17.3.1(B) following will apply. When miscellaneous services are added to a pending order, charges for a design change as set forth in 17.3.1(C) following will apply when an engineering review is required. If both a service date change and an engineering review are required, both the Service Date Change Charge and the Design Change Charge will apply as set forth in 5.4.3(B) following.

ACCESS SERVICE

5. Access Ordering (Cont'd)5.2 Ordering Requirements (Cont'd)5.2.5 Miscellaneous Services (Cont'd)

The rates and charges for these services, as set forth in Section 17. of this tariff, will apply in addition to the ordering charges set forth in Section 17. and the rates and charges for the Access Service with which they are associated.

Additional Engineering is not an ordering option, but will be applied to an Access Order when the Telephone Company determines that Additional Engineering is necessary to accommodate a customer request. Additional Engineering will only be required as set forth in 13.1 following. When it is required, the customer will be so notified and will be furnished with a written statement setting forth the justification for the Additional Engineering as well as an estimate of the charges. If the customer agrees to the Additional Engineering, a firm order will be established. If the customer does not want the service or facilities after being notified that Additional Engineering of Telephone Company facilities is required, the order will be withdrawn and no charges will apply. Once a firm order has been established, the total charge to the customer for the Additional Engineering may not exceed the estimated amount by more than 10%.

5.3 Access Orders for Services Provided by More Than One Telephone Company

Access Services provided by more than one Telephone Company are services where one end of the Local Transport, Directory Transport or Channel Mileage element is in the operating territory of one telephone Company and the other end of the element is in the operating territory of a different Telephone Company or where the Interim NXX Translation service and the end office are not provided by the same Telephone Company.

ACCESS SERVICE

5. Access Ordering (Cont'd)5.3 Access Orders for Services Provided by More Than One Telephone Company
(Cont'd)

The ordering procedure for this service is dependent upon the billing arrangement, as set forth in 2.4.7, preceding, to be used by the Telephone Companies involved in providing the Access Service. The Telephone Company will notify the customer which of the ordering procedures will apply.

5.3.1 Non Meet Point Billing Ordering(A) Single Company Billing Ordering

The Telephone Company receiving the order from the customer will arrange to provide the service and bill the customer as set forth in 2.4.7(A)(1). The customer will place the order with the Telephone Company as follows:

- (1) For Switched Access Services the customer will place the order with the Telephone Company in whose territory the first point of switching is located. The first point of switching is:
 - FGA - dial tone office
 - FGB - access tandem or end office

When the first point of switching is not in the same Telephone Company's territory as the Interexchange Carrier premises, the customer must supply a copy of the order to the Telephone Company in whose territory the Interexchange Carrier premises is located.

- (2) For Special Access Services without the use of a hub, the customer will place the order with the Telephone Company in whose territory the customer designated premises is located.

Issued: December 17, 2015

Effective: January 1, 2016

Vice President, Regulatory and Public Policy
211 Lincoln Street
Roseville, California 95678

ACCESS SERVICE

5. Access Ordering (Cont'd)5.3 Access Orders for Services Provided by More Than One Telephone Company
(Cont'd)5.3.1 Non Meet Point Billing Ordering (Cont'd)(A) Single Company Billing Ordering (Cont'd)

- (3) For Special Access Services with a hub, the customer will place the order with the Telephone Company in whose territory the hub is located.

5.3.2 Meet Point Billing Ordering

Each Telephone Company will provide its portion of the Access Service within its operating territory to an interconnection point(s) (IP) with the other Telephone Company(s). The interconnection point(s) and Billing Percentages will be determined by the Telephone Companies involved in providing the Access Service and listed in NATIONAL EXCHANGE CARRIER ASSOCIATION, INC., TARIFF F.C.C. NO. 4. Each Telephone Company will bill

ACCESS SERVICE

5. Access Ordering (Cont'd)5.3 Access Orders for Services Provided by More Than One Telephone Company
(Cont'd)5.3.2 Meet Point Billing Ordering (Cont'd)

the customer for its portion of the service as set forth in 2.4.7. All other appropriate charges in each Telephone Company tariff are applicable.

For the service(s) ordered as set forth following, the customer must also supply a copy of the order to the Telephone Company in whose operating territory a customer designated premises is located and any other Telephone Company(s) involved in providing the service.

- (A) For Feature Group A and B Switched Access Services, the customer must place an order with the Telephone Company in whose territory the first point of switching is located (i.e., FGA - dial tone office, FGB - access tandem or end office).
- (B) For Feature Group C and D Switched Access Services, the customer must place an order with the Telephone Company in whose territory the end office is located. Customers may, at their option, order FGD to the access tandem. When ordered to the access tandem, and the access tandem and the end office are not in the same Telephone Company operating territory, the customer must also supply a copy of the order to each additional Telephone Company subtending the access tandem.
- (C) Customers ordering Special Access Service to be interconnected with Switched Access Services at

Issued: December 17, 2015

Effective: January 1, 2016

Vice President, Regulatory and Public Policy
211 Lincoln Street
Roseville, California 95678

ACCESS SERVICE

5. Access Ordering (Cont'd)5.3 Access Orders for Services Provided by More Than One Telephone Company
(Cont'd)5.3.2 Meet Point Billing Ordering (Cont'd)

Telephone Company designated WATS Serving Offices for the provision of WATS or WATS-type Services must place an order with each Telephone Company in whose territory the end office and the WATS Serving Office are located, if they are not collocated.

- (D) Except for Special Access Service as set forth in (C) above or as set forth in (E) below, the customer may place the order for a Special Access Service with either Exchange Telephone Company.
- (E) For Special Access Service involving a hub(s) the customer must place the order with the Telephone Company(s) in whose territory the hub(s) is located.
- (F) For initiation, additions, changes or deletions to the Interim NXX Translation code(s), the customer must place an order with the Telephone Company who provides the Interim NXX Translation. The customer must also provide a copy of the order to the Telephone Companies subtending the Interim NXX Translation office.

ACCESS SERVICE

5. Access Ordering (Cont'd)5.4 Charges Associated with Access Ordering5.4.1 Access Order Charge

The Access Order Charge is applied to all customer requests for new Special and Switched Access Service.

In addition, the Access Order Charge is applicable to customer requests for additions, changes or rearrangements to existing Special and Switched Access Service.

The Access Order Charge will be applied on a per order basis to each order received by the Telephone Company or copy of an order received by the Telephone Company pursuant to 5.3.1(B), 5.3.2, 5.3.2(B) and 5.3.2(F) preceding and is in addition to other applicable charges as set forth in this and other sections of this tariff.

Issued: December 17, 2015

Effective: January 1, 2016

Vice President, Regulatory and Public Policy
211 Lincoln Street
Roseville, California 95678

ACCESS SERVICE

5. Access Ordering (Cont'd)5.4 Charges Associated with Access Ordering (Cont'd)5.4.2 Miscellaneous Service Order Charge

A Miscellaneous Service Order Charge, as set forth in 17.3.1(D) following, applies to any service, or combination of services ordered simultaneously from Section 13. of the Tariff for which a service order is not already pending (with the exception of Presubscription (13.4) which does not have the charge applied). The Miscellaneous Service Order Charge is an administrative charge designed to compensate for the expenses associated with service order issuance.

The charge always applies to the following services since a pending service order would not exist:

- Overtime Repair (13.2.2),
- Standby Repair (13.2.3),
- Testing and Maintenance with Other Telephone Companies other than when in conjunction with Acceptance Testing (13.2.4),
- Other Labor (13.2.5),
- Maintenance of Service (13.3.2),
- Originating Line Screening (OLS) Service (13.6).

The Miscellaneous Service Order Charge will also apply to the following services if they are ordered subsequent to the initial installation of the associated access service, thereby necessitating the issuance of another service order:

- Telecommunications Priority Service (13.3.3),
- Controller Arrangement [13.3.4(A)],
- International Blocking Service (13.3.5).

Issued: December 17, 2015

Effective: January 1, 2016

Vice President, Regulatory and Public Policy
211 Lincoln Street
Roseville, California 95678

ACCESS SERVICE

5. Access Ordering (Cont'd)5.4 Charges Associated With Access Ordering (Cont'd)5.4.2 Miscellaneous Service Order Charge (Cont'd)

The charge does not apply to the following services since there would exist a pending service order:

- Additional Engineering (13.1),
- Overtime Installation (13.2.1),
- Standby Acceptance Testing (13.2.3),
- Testing and Maintenance with Other Telephone Companies when in conjunction with Acceptance Testing (13.2.4),
- Additional Cooperative Acceptance Testing [13.3.1(A)(1) and 13.3.1(B)(1)].
- Public Access Line (PAL) Coin Supervision/Transmission Service (13.8)

5.4.3 Access Order Change Charges

Access Order changes involve service data changes and design changes. The customer may request a change of its Access Order prior to the service date. The Telephone Company will make every effort to accommodate a requested change when it is able to do so with the normal work force assigned to complete such an order within normal business hours. If the change cannot be made with the normal work force during normal business hours, the Telephone Company will notify the customer. If the customer still desires the Access Order Change, the Telephone Company will schedule a new service date as set forth in 5.1.2 preceding. All charges for Access Order change as set forth in 17.3.1(B) and (C) will apply on a per occurrence basis.

Any increase in the number of Special Access Service channels or Switched Access Service lines, trunks or busy hour minutes of capacity, or CCS/SS7 STP port terminations, will be treated as a new Access Order (for the increased amount only).

Issued: December 17, 2015

Effective: January 1, 2016

Vice President, Regulatory and Public Policy
211 Lincoln Street
Roseville, California 95678

ACCESS SERVICE

5. Access Ordering (Cont'd)5.4 Charges Associated With Access Ordering (Cont'd)5.4.3 Access Order Change Charges (Cont'd)

If order changes are necessary to satisfy the transmission performance for a Special Access Service ordered by a customer, these changes will be made without order change charges being incurred by the customer.

(A) Service Date Change

The customer may request a change of service date on a pending Access Order prior to the service date. A change of service date is a change of the scheduled service date by the customer to either an earlier date or a later date which does not exceed 30 calendar days from the original service date.

If the Telephone Company determines that the customer's request can be accommodated without delaying the service dates for orders of other customers, the service date will be changed and the Service Date Change Charge, as set forth in 17.3.1(B) following, will be applied to the order.

If the service date is change to an earlier date, and the Telephone Company determines additional labor or extraordinary costs are necessary to meet the earlier service date requested by the customer, the customer will be notified by the Telephone Company that Expedited Order Charges as set forth in 5.1.2 preceding apply. Such charges will apply in addition to the Service Date Change Charge.

Issued: December 17, 2015

Effective: January 1, 2016

Vice President, Regulatory and Public Policy
211 Lincoln Street
Roseville, California 95678

ACCESS SERVICE

5. Access Ordering (Cont'd)5.4 Charges Associated With Access Ordering (Cont'd)5.4.3 Access Order Change Charges (Cont'd)(A) Service Date Change (Cont'd)

If the requested service date exceeds 30 calendar days following the original service date, and the Telephone Company determines that the customer's request can be accommodated, the Telephone Company will cancel the original order and apply the Cancellation Charges as set forth in 5.5.3 following. A new Access Order with a new service date will be issued. The Service Date Change Charge will not apply, however, the Access Order Charge will apply to the new order.

If the service date is changed due to a design change as set forth in (B) following, the Service Date Change Charge will apply.

(B) Design Change

The customer may request a design change to the service ordered prior to the requested service date. A design change is any change to an Access Order which requires engineering review. An engineering review is a review by Telephone Company personnel, of the service ordered and the requested changes to determine what changes in the design, if any, are necessary to meet the changes requested by the customer. Design changes include such things as the addition or deletion of optional features or functions or a change in the type of Transport Termination (Switched Access only), type

ACCESS SERVICE

5. Access Ordering (Cont'd)5.4 Charges Associated With Access Ordering (Cont'd)5.4.3 Access Order Change Charges (Cont'd)(B) Design Change (Cont'd)

of channel interface, type of Interface Group or technical specification package. Design changes do not include a change of customer designated premises, end office switch, Feature Group type or Special Access Service channel type. Changes of this nature will require the issuance of a new order and the cancellation of the original order with appropriate cancellation charges applied.

The Telephone Company will review the requested change, notify the customer whether the change is a design change, if the change can be accommodated and if a new service date is required. If the customer authorized the Telephone Company to proceed with the design change, a Design Change Charge as set forth in 17.3.1(C) following will apply in addition to the charge for Additional Engineering as set forth in 17.3.2 following. If a change of service date is required, the Service Date Change Charge as set forth in 17.3.1(B) following will also apply.

(C) Common Channel Signaling Network Configuration

Common Channel Signaling Network reconfiguration charges apply on conversion of Feature Group D trunks from multi-frequency (MF) to Common Channel Signaling (CCS) in addition to other applicable charges as described in Section 5.4.

A minimum reconfiguration charge as set forth in 17.3.1 following will apply to each reconfiguration order received. Trunk reconfiguration charges will apply as set forth in 17.3.1 following per Feature Group D trunk in excess of 48 trunks reconfigured from MF to CCS in any single service order

ACCESS SERVICE

5. Access Ordering (Cont'd)5.5 Minimum Periods and Cancellations5.5.1 Minimum Periods

The minimum period for Part-Time Program Audio Special Access Service is one day even though the service will be provided only for the duration of the event specified on the order (e.g., one-half hour, two hours, five hours, etc.).

The minimum period for Switched Access High Capacity DS3 Entrance Facilities and Direct Trunked Transport is as set following.

The minimum period for CCS/SS7 Interconnection Service is set forth in 8.6.3 following.

Switched Access usage rate services (i.e., End Office, Common Line and Tandem Switched Transport) have no minimum period.

The minimum period for Special Access DS3 High Capacity Service is twelve months.

The minimum period for which all other Access Service is provided and for which charges are applicable, is one month.

5.5.2 Development of Minimum Period Charges

When Access Service is disconnected after commencement of service but prior to the expiration of the minimum period, charges are applicable for the balance of the minimum period. A disconnect constitutes facilities being returned to available inventory.

The Minimum Period Charge for monthly billed services will be determined as follows:

- (A) For Switched Access Service, the charge for a month or fraction thereof is equal to the applicable recurring charges plus any non-recurring and/or special construction charge(s) that may be due.

ACCESS SERVICE

5. Access Ordering (Cont'd)5.5 Minimum Period and Cancellations (Cont'd)5.5.2 Development of Minimum Period Charges (Cont'd)

- (B) For Special Access Service and flat rated Switched Access Service, the charge for a month or fraction thereof is the applicable monthly rates for the appropriate channel type plus any optional features, nonrecurring and/or special construction charge(s) that may apply.

The Minimum Period Charge for Program Audio Service is the applicable daily rate for the appropriate channel type as set forth in 7.2.4 following.

5.5.3 Cancellation of an Access Order

- (A) A customer may cancel an Access Order for the installation of service on any date prior to the service date. The cancellation date is the date the Telephone Company receives written or verbal notice from the customer that the order is to be canceled. The verbal notice must be followed by written confirmation within 10 days. If a customer or a customer's end user is unable to accept Access Service within 30 calendar days after the original service date, the customer has the choice of the following options:

- The Access Order shall be canceled and charges set forth in (B) following will apply or,
- Billing for the service will commence.

In such instances, the cancellation date or the billing date, depending on which option is selected by the customer, shall be the 31st day beyond the original service date of the Access Order.

Issued: December 17, 2015

Effective: January 1, 2016

Vice President, Regulatory and Public Policy
211 Lincoln Street
Roseville, California 95678

ACCESS SERVICE

5. Access Ordering (Cont'd)5.5 Minimum Period and Cancellations (Cont'd)5.5.3 Cancellation of an Access Order (Cont'd)

- (B) When a customer cancels an Access Order for the installation of service, a Cancellation Charge will apply as follows:
- (1) Installation of Switched or Special Access Service facilities is considered to have started when the Telephone company incurs any cost in connection therewith or in preparation thereof which would not otherwise have been incurred.
 - (2) Where the customer cancels an Access Order prior to the start of installation of access facilities, no charges shall apply.
 - (3) Where installation of access facilities has been started prior to the cancellation, the lesser of the charges specified in (a) or (b) following, shall apply, except for DS3 service. For DS3 service, (a) following will always apply.
 - (a) A charge equal to the costs incurred in such installation, less estimated net salvage. Such costs include the nonrecoverable cost of equipment and material ordered, provided or used, plus the nonrecoverable cost of installation and removal including the costs of engineering, labor, supervision, transportation, rights-of-way and other associated costs;
 - (b) The charge for the minimum period of Switched or Special Access Service ordered by the customer.

Issued: December 17, 2015

Effective: January 1, 2016

Vice President, Regulatory and Public Policy
211 Lincoln Street
Roseville, California 95678

ACCESS SERVICE

5. Access Ordering (Cont'd)5.5 Minimum Period and Cancellations (Cont'd)5.5.3 Cancellation of an Access Order (Cont'd)

- (C) When a customer cancels an order for the discontinuance of service, no charges apply for the cancellation.
- (D) If the Telephone Company misses a service date by more than 30 days and such delay is not requested or caused by the customer (excluding those circumstances where the date is missed due to acts of God, governmental requirements, work stoppages and civil commotions), the customer may cancel the Access Order without incurring cancellation charges.

5.5.4 Partial Cancellation Charge

Any decrease in the number of ordered Special Access Service channels or Switched Access Service lines, trunks or busy hour minutes of capacity or CCS/SS7 STP port terminations will be treated as a partial cancellation as set forth in 5.5.3(B) preceding will apply.

Issued: December 17, 2015

Effective: January 1, 2016

Vice President, Regulatory and Public Policy
211 Lincoln Street
Roseville, California 95678

ACCESS SERVICE

6. Switched Access Service6.1 General

Switched Access Service, which is available to customers for their use in furnishing their services to end users, provides a two-point electrical communications path between a customer designated premises and an end user's premises. It provides for the use of common terminating, switching, and trunking facilities and for the use of common subscriber plant of the Telephone Company. Switched Access Service provides for the ability to originate calls from an end user's premises to a customer designated premises, and to terminate calls from a customer designated premises to an end user's premises in the LATA where it is provided. Specific references to material describing the elements of Switched Access Service are provided in 6.1.3 and 6.5 through 6.9 following.

Rates and charges for Switched Access Service depend generally on the specific Feature Group ordered by the customer, e.g., for MTS or WATS services or MTS/WATS equivalent services, and whether it is provided in a Telephone Company end office that is equipped to provide equal or non equal access. Rates and charges for Switched Access Service are set forth in 17.1 following. The application of rates for Switched Access Service is described in 6.4 following. Rates and charges for services other than Switched Access Service, e.g., a customer's interLATA toll message service, may also be applicable when Switched Access Service is used in conjunction with these other services. Descriptions of such applicability are provided in 6.4.5, 6.4.9, 6.5.1(H), 6.5.3, 6.6.1(G), 6.6.2(D), 6.7.1(F) and 6.8.1(E) following. Finally, a credit is applied against line side Switched Access Service charges as described in 6.4.8 following.

ACCESS SERVICE

6. Switched Access Service (Cont'd)6.1 General (Cont'd)6.1.1 Description and Provision of Switched Access Service Arrangements(A) Description

Switched Access Service is provided in three different Feature Group arrangements which are service categories of standard and optional features. These are differentiated by their technical characteristics, e.g., line side vs. trunk side connection at the Telephone Company first point of switching. They are also differentiated by optional feature availability and the manner in which the end user accesses them in originating calling, e.g., with or without access codes of various lengths and digits.

The provision of each Feature Group requires Local Transport facilities, including an Entrance Facility where required, and the appropriate End Office functions. In addition, Special Access Service may, at the option of the customer, be connected with Feature Groups A, B or D (D) at Telephone Company designated WATS Serving Offices.

There are three specific transmission specifications (i.e., Types A, B and C) that have been identified for the provision of Feature Groups. The Technical specifications for the Entrance Facility and Direct Trunked Transport are the same as those set forth in Section 7 following for Voice Grade and High Capacity Services. The specifications provided are dependent on the Interface Group and the routing of the service, i.e., whether the service is routed directly to the end office or via an access tandem. The parameters for the transmission specifications are set forth in 15.1.2 following.

ACCESS SERVICE

6. Switched Access Service (Cont'd)6.1 General (Cont'd)6.1.1 Description and Provision of Switched Access Service Arrangements
(Cont'd)(A) Description (Cont'd)

Feature Groups are arranged for either originating, terminating or two-way calling, based on the customer end office switching capacity ordered. Originating calling permits the delivery of calls from Telephone Exchange Service locations to the customer designated premises. Terminating calling permits the delivery of calls from the customer designated premises to Telephone Exchange Service locations. Two-way calling permits the delivery of calls in both directions, but not simultaneously. The Telephone Company will determine the type of calling to be provided unless the customer requests that a different type of directional calling is to be provided. In such cases, the Telephone Company will work cooperatively with the customer to determine the directionality.

There are various optional features associated with Local Transport, Common Switching, and Transport Termination available with the Feature Groups. In addition, the Interim NXX Translation optional feature is available with Feature Group D.

Detailed descriptions of each of the available Feature Groups are set forth in 6.5 through 6.9 following. Each Feature Group is described in terms of its specific physical characteristics and calling capabilities, the optional features available for use with it and the standard testing capabilities.

ACCESS SERVICE

6. Switched Access Service (Cont'd)6.1 General (Cont'd)6.1.1 Description and Provision of Switched Access Service Arrangements (Cont'd)(A) Description (Cont'd)

The Common Switching and Transport Termination optional features, which are described in 6.10 following, unless specifically stated otherwise, are available at all Telephone Company end office switches.

(B) Manner of Provision

Switched Access is furnished in either quantities of lines or trunks, or in busy hour minutes of capacity (BHMCs). FGA Access and FGB Access are furnished on a per-line or per-trunk basis respectively. FGD Access is furnished on a BHMC basis and on a per trunk basis as set forth in 5.2 preceding.

BHMCs are differentiated by type and directionality of traffic carried over a Switched Access Service arrangement. Differentiation of traffic among BHMC types is necessary for the Telephone Company to properly design Switched Access Service to meet the traffic carrying capacity requirement of the customer.

There are two major BHMC categories identified as: Originating and Terminating. Originating BHMCs represent access capacity within a LATA for carrying traffic from the end user to the customer; Terminating BHMCs represent access capacity within a LATA for carrying traffic from the customer to the end user.

ACCESS SERVICE

6. Switched Access Service (Cont'd)6.1 General (Cont'd)6.1.1 Description and Provision of Switched Access Service Arrangements
(Cont'd)(B) Manner of Provision (Cont'd)

When ordering capacity for FGD Access, the customer must at a minimum specify such access capacity in terms of Originating BHMCs and/or Terminating BHMCs.

Because some customers will wish to further segregate their originating traffic into separate trunk groups, or because segregation may be required by network considerations originating BHMCs are further categorized into Domestic, 800, 900, Operator and IDDD. Domestic BHMCs represent access capacity for carrying only domestic traffic other than 800, 900 and Operator traffic; IDDD BHMCs represent access capacity for carrying only international traffic; and, 800, 900 and Operator BHMCs represent access capacity for carrying, respectively, only 800, 900 or Operator traffic. When ordering such types of access capacity, the customer must specify Domestic, 800, 900, Operator or IDDD BHMCs.

ACCESS SERVICE

6. Switched Access Service (Cont'd)6.1 General (Cont'd)6.1.2 Ordering Options and Conditions

Switched Access Service is ordered under the Access Order provisions set forth in 5.2 preceding. Also, included in that section are regulations concerning miscellaneous service order charges which may be associated with Switched Access Service ordering (e.g., Service Date Changes, Cancellations, etc.).

6.1.3 Rate Categories

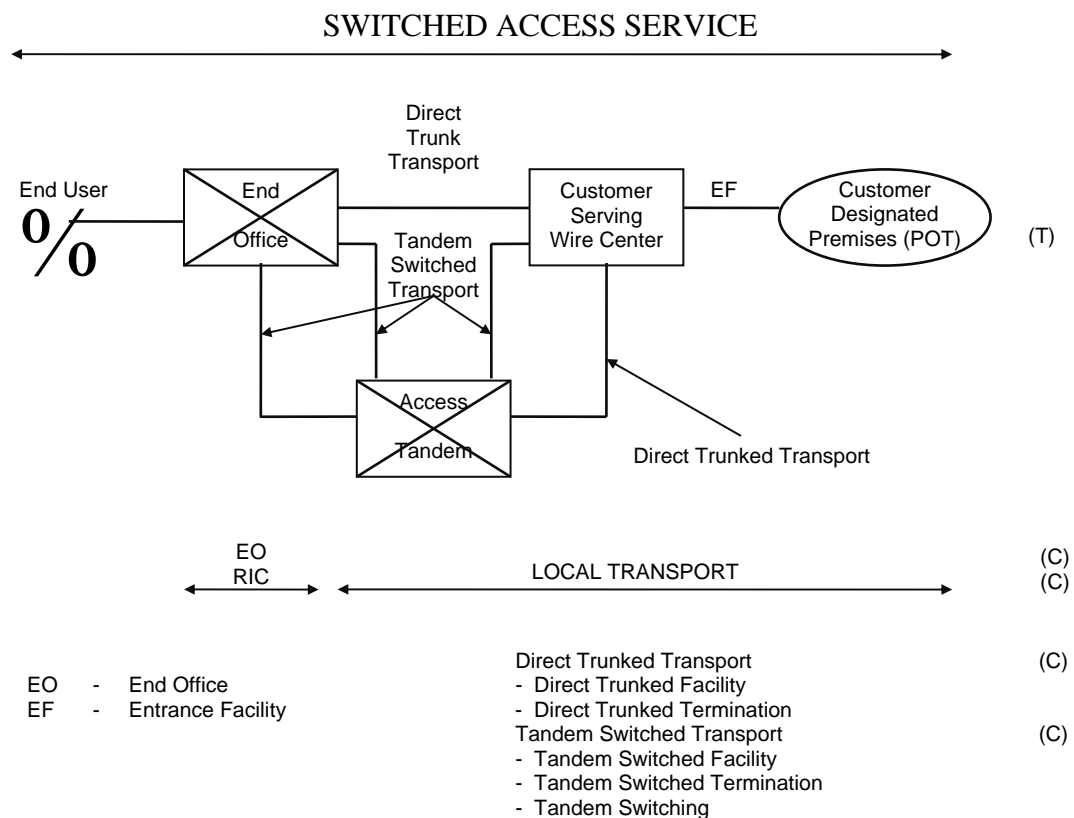
There are four rate categories which apply to Switched Access Service:

- Local Transport (described in 6.1.3(A) following)
- End Office (described in 6.1.3(B) following)
- Chargeable Optional Features (described in 6.1.3(C) following)
- Common Line (described in Section 3. preceding)

ACCESS SERVICE

6. Switched Access Service (Cont'd)6.1 General (Cont'd)6.1.3 Rate Categories (Cont'd)

The following diagram depicts a generic view of the components of Switched Access Service and the manner in which the components are combined to provide a complete Access Service.



ACCESS SERVICE

6. Switched Access Service (Cont'd)6.1 General (Cont'd)6.1.3 Rate Categories (Cont'd)(A) Local Transport

The Local Transport rate category establishes the charges related to the transmission and tandem switching facilities between the customer designated premises and the end office switch(es), which may be a Remote Switching Module(s), where the customer's traffic is switched to originate or terminate the customer's communications. Mileage measurement rules are set forth in 6.4.6 following and in this section.

Local Transport is a two-way voice frequency transmission path composed of facilities determined by the Telephone Company. The two-way voice frequency transmission path permits the transport of calls in the originating direction (from the end user end office switch to the customer designated premises) and in the terminating direction (from the customer designated premises to the end office switch), but not simultaneously. The voice frequency transmission path may be comprised of any form or configuration of plant capable of and typically used in the telecommunications industry for the transmission of voice and associated telephone signals within the frequency bandwidth of approximately 300 to 3000 Hz. The customer must specify the choice of facilities (i.e., Voice Grade 2 or 4 wire or High Capacity DS1 or DS3) to be used in the provision of the Direct Trunked Transport or Entrance Facility.

ACCESS SERVICE

6. Switched Access Service (Cont'd)6.1 General (Cont'd)6.1.3 Rate Categories (Cont'd)(A) Local Transport (Cont'd)

The customer must specify when ordering (1) whether the service is to be directly routed to an end office switch or through an access tandem switch, (2) the type of Direct Trunked Transport and whether it will overflow to Tandem Switched Transport when service is directly routed to an end office, (3) the type of Entrance Facility, (4) the directionality of the service, and (5) when multiplexing is required, the hub(s) at which the multiplexing will be provided.

Additionally, when service is to be routed through an access tandem switch, the customer must specify whether the facility between the serving wire center and the tandem is to be provided as Direct Trunked Transport or Tandem Switched Transport.

When the customer has both Tandem Switched Transport and Direct Trunked Transport at the same end office, the customer will be provided Alternate Traffic Routing as set forth in 6.6.3 for FGB service and 6.8.3 for FGD service following.

Direct Trunked Transport is available at all tandems and at all end offices except those end offices identified in NATIONAL EXCHANGE CARRIER ASSOCIATION, INC. TARIFF F.C.C. NO. 4, as not having the capability to provide Direct Trunked Transport. Direct Trunked Transport is not available: (1) from end offices that provide equal access through a centralized equal access arrangement, (2) from end offices that lack recording or measurement capability, and (3) for originating 800 calls from non-Service Switching Point (SSP) equipped end offices that cannot accommodate direct trunking of originating 800 calls, except as identified in NATIONAL EXCHANGE CARRIER ASSOCIATION, INC. TARIFF F.C.C. No. 4.

ACCESS SERVICE

6. Switched Access Service (Cont'd)6.1 General (Cont'd)6.1.3 Rate Categories (Cont'd)(A) Local Transport (Cont'd)

Local Transport is provided at the rates and charges set forth in 17.1.2 following. The application of these rates with respect to individual Feature Groups is as set forth in 6.4.1(C) following. When more than one telephone company is involved in providing the Switched Access Service, the Local Transport rates are applied as set forth in 2.4.7 preceding.

The Local Transport Rate Category includes four classes of rate elements: (1) Entrance Facility, (2) Direct Trunked Transport, (3) Tandem Switched Transport, and (5) Multiplexing.

(1) Entrance Facility

The Entrance Facility recovers a portion of the costs associated with the communications path between a customer designated premises and the serving wire center of that premises. Included as part of the Entrance Facility is a standard channel interface arrangement which defines the technical characteristics associated with the type of facilities to which the access service is to be connected at the customer designated premises and the type of signaling capability, if any.

ACCESS SERVICE

6. Switched Access Service (Cont'd)6.1 General (Cont'd)6.1.3 Rate Categories (Cont'd)(A) Local Transport (Cont'd)(1) Entrance Facility (Cont'd)

Three types of Entrance Facility are available:

(1) Voice Grade 2 or 4 wire (an analog channel with an approximate bandwidth of 300 to 3000 hz), (2) High Capacity DS1 (an isochronous serial digital channel with a rate of 1.544 Mbps) and (3) High Capacity DS3 (an isochronous serial digital channel with a rate of 44.736 Mbps). The minimum period for which a DS3 Entrance Facility is provided is twelve months.

One charge applies for each Entrance Facility that is terminated at a customer designated premises. This charge will apply even if the customer designated premises and the serving wire center are collocated in a telephone company building.

At customer request, their Local Transport may be connected to the Entrance Facility of another customer, providing the other customer submits a Letter of Authorization for this connection and assumes full responsibility for the cost of the Entrance Facility.

See Section 7.2.8 for rate regulations associated with the Rate Stability Payment Plans and Vintage Rates for Rate Stability Payment Plans for DS3 Entrance Facilities.

(2) Direct Trunked Transport

The Direct Trunked Transport rate elements recover a portion of the cost associated with the communications path between the serving wire center and an end office or serving wire center and a tandem on circuits dedicated to the use of a single customer.

Direct Trunked Transport is available to all tandems and to all end offices except those end offices identified in NATIONAL EXCHANGE CARRIER ASSOCIATION, INC. TARIFF F.C.C. No. 4, "Wire Center Information," as not having the capability to provide Direct Trunked Transport.

ACCESS SERVICE

6. Switched Access Service (Cont'd)6.1 General (Cont'd)6.1.3 Rate Categories (Cont'd)(A) Local Transport (Cont'd)(2) Direct Trunked Transport (Cont'd)

Direct Trunked Transport is not available: (1) from end offices that provide equal access through a centralized equal access arrangement, (2) from end offices that lack recording or measurement capability, and (3) for originating 800 calls from non-Service Switching Point (SSP) equipped end offices that can not accommodate direct trunking of originating 800 calls, except as identified in NATIONAL EXCHANGE CARRIER ASSOCIATION, INC., TARIFF F.C.C. No 4.

Three types of Direct Trunked Transport are available: (1) Voice Grade (an analog channel with an approximate bandwidth of 300 to 3000 Hz), (2) High Capacity DS1 (an isochronous serial digital channel with a rate of 1.544 Mbps), and (3) High Capacity DS3 (an isochronous serial digital channel with a rate of 44.736 Mbps). The minimum period for which a High Capacity DS3 Direct Trunked Transport is provided is twelve months.

High Capacity DS3 Direct Trunked Transport cannot be terminated at end offices that are not identified as hub offices that provide DS3 to DS1 multiplexing. Additionally, DS1 Direct Trunked Transport cannot be terminated at end offices that are not identified as hub offices that provide DS1 to Voice Grade multiplexing or are not electronic end offices. Offices that provide multiplexing are identified in NATIONAL EXCHANGE CARRIER ASSOCIATION, INC. TARIFF F.C.C. NO. 4, "Wire Center Information."

ACCESS SERVICE

6. Switched Access Service (Cont'd)6.1 General (Cont'd)6.1.3 Rate Categories (Cont'd)(A) Local Transport (Cont'd)(2) Direct Trunked Transport (Cont'd)

Direct Trunked Transport rates consist of a Direct Trunked Facility rate which is applied on a per mile basis and a Direct Trunked Termination rate which is applied at each end of each measured segment of the Direct Trunked Facility (e.g., at the end office, hub, tandem and serving wire center). When the Direct Trunked Facility mileage is zero, the Direct Trunked Facility rate will not apply.

The Direct Trunked Facility rate recovers a portion of the costs of the transmission facilities, including intermediate transmission circuit equipment, between the end points of the interoffice circuits.

The Direct Trunked Termination rate recovers a portion of the costs of the circuit equipment that is necessary for the termination of each end of the Direct Trunked Facility.

See Section 7.2.8 for rate regulations associated with the Rate Stability Payment Plans and Vintage Rates for Rate Stability Payment Plans for DS3 Direct Trunk Termination.

(3) Tandem Switched Transport

The Tandem Switched Transport rate elements recover a portion of the costs associated with the communications path between the serving wire center and the end office or between the tandem and the end office on circuits that are switched at a tandem switch, or between a host and a remote switch. For examples of Tandem Switched Transport, see Section 2.4.7 preceding. (N)

Tandem Switched Transport rates consist of a Tandem Switching rate, a Tandem Switched Facility rate and a Tandem Switched Termination rate. (N)

Transmittal No. 71

ACCESS SERVICE

6. Switched Access Service (Cont'd)6.1 General (Cont'd)6.1.3 Rate Categories (Cont'd)(A) Local Transport (Cont'd)(3) Tandem Switched Transport (Cont'd)

The Tandem Switching rate recovers a portion of the costs of switching traffic through an access tandem. The Tandem Switching rate specified in 17.1.2 following is applied on a per access minute per tandem basis for all originating and terminating minutes of use switched at the tandem. Tandem locations are identified in NATIONAL EXCHANGE CARRIER ASSOCIATION, INC. TARIFF F.C.C. NO. 4, "Wire Center Information."

The Tandem Switched Facility rate recovers a portion of the costs of the transmission facilities, including intermediate transmission circuit equipment, between the end points of the interoffice circuits. The Tandem Switched Facility rate specified in 17.1.2, following is applied on a per access minute per mile basis for all originating and terminating minutes of use routed over the facility.

The Tandem Switched Termination rate recovers a portion of the costs of the circuit equipment that is necessary for the termination of each end of the Tandem Switched Facility. The Tandem Switched Termination rate specified in 17.1.2, following is applied on a per access minute basis (for all originating and terminating minutes of use routed over the facility) at each end of the measured segment of Tandem Switched Facility (e.g., at the end office, Feature Group A dial tone office, host office, tandem and serving wire center). When the Tandem Switched Facility mileage is zero, the Tandem Switched Facility rate will not apply.

ACCESS SERVICE

6. Switched Access Service (Cont'd)6.1 General (Cont'd)6.1.3 Rate Categories (Cont'd)(A) Local Transport (Cont'd)(4) Reserved(5) Multiplexing

DS3 to DS1 Multiplexing charges apply when a High Capacity DS3 Entrance Facility or High Capacity DS3 Direct Trunked Facility is connected with High Capacity DS1 Direct Trunked Transport. The DS3 to DS1 multiplexer will convert a 44.736 Mbps channel to 28 DS1 channels using digital time division multiplexing.

DS1 to Voice Grade Multiplexing charges apply when a High Capacity DS1 Entrance Facility or High Capacity DS1 Direct Trunked Facility is connected with Voice Grade Direct Trunked Transport. However, a DS1 to Voice Grade Multiplexing charge does not apply when a High Capacity DS1 Entrance Facility or High Capacity DS1 Direct Trunked Transport is terminated at an electronic end office and only Switched Access Service is provided over the DS1 facility (i.e., Voice Grade Special Access channels are not derived). The DS1 to Voice Grade Multiplexer will convert a 1.544 Mbps channel to 24 Voice Grade channels.

ACCESS SERVICE

6. Switched Access Service (Cont'd)6.1 General (Cont'd)6.1.3 Rate Categories (Cont'd)(A) Local Transport (Cont'd)(1) Interface Groups

Ten Interface Groups are provided for terminating the Entrance Facility at the customer's designated premises. Technical specifications concerning the available interface groups are set forth in 15.1 following.

(2) Nonchargeable Optional Features

- (a) Where transmission facilities permit, the individual transmission path between the customer's designated premises and the first point of switching may at the option of the customer be provided with the following optional features as set forth and described in 15.1.1(E) following.

- Supervisory Signaling
- Customer Specified Entry Switch Receive Level
- Customer Specification of Local Transport Termination

(b) Signaling System 7 (SS7)

- (1) This ordering option allows the customer to receive signals for call set-up out of band. This option is only available with Feature Group D. This option requires the establishment of a signaling connection between the customer's SPOI and the Telephone Company's STP.
- (2) SS7 is provided in both the originating and terminating direction on Feature Group D service.

Each signaling connection is provisioned for two-way transmission of SS7 signaling information.

ACCESS SERVICE

6. Switched Access Service (Cont'd)6.1 General (Cont'd)6.1.3 Rate Categories (Cont'd)(B) End Office

The End Office rate category establishes the charges related to the local end office switching and end user termination functions necessary to complete the transmission of Switched Access communications to and from the end users served by the local end office. The End Office rate category includes the Local Switching and Information Surcharge rate elements.

(1) Local Switching

The Local Switching rate element establishes the charges related to the use of end office switching equipment, the terminations in the end office of end user lines, and the terminations of calls at Telephone Company Intercept Operators or recordings. The local switching premium charge is applicable to all Feature Groups.

ACCESS SERVICE

6. Switched Access Service (Cont'd)6.1 General (Cont'd)6.1.3 Rate Categories (Cont'd)(B) End Office (Cont'd)(1) Local Switching (Cont'd)

Local Switching Premium, is applicable to:

- Feature Group D,
- FGB when utilized to provide MTS/WATS service,
- Feature Groups A and B used for terminating inward WATS and WATS-type service at an equal access WATS Serving Office, and

Where end offices are appropriately equipped, international dialing may be provided as a capability associated with Local Switching Premium which provides local dial switching for Feature Group D. International dialing provides the capability of switching international calls with service prefix and address codes having more digits than are capable of being switched through a standard FGD equipped end office.

Rates for Local Switching Premium are set forth in 17.1.3 following. The application of these rates with respect to individual Feature Groups is as set forth in 6.4.1(C) following.

ACCESS SERVICE

6. Switched Access Service (Cont'd)6.1 General (Cont'd)6.1.3 Rate Categories (Cont'd)(B) End Office (Cont'd)(1) Local Switching (Cont'd)

There are four types of functions included in the Local Switching rate element: Common Switching, Transport Termination, Line Termination and Intercept. These are described in (a) through (d) following.

- (a) Common Switching Common Switching provides the local end office switching functions associated with the various access (i.e., Feature Group) switching arrangements. The Common Switching arrangements provided for the various Feature Group arrangements are described in 6.5 through 6.9 following.

Included as part of Common Switching are various nonchargeable optional features which the customer can order to meet the customer's specific communications requirements. These optional features are described in 6.10.1 following.

- (b) Transport Termination Transport Termination functions provide for the line or trunk side arrangements which terminate the Local Transport facilities. Included

ACCESS SERVICE

6. Switched Access Service (Cont'd)6.1 General (Cont'd)6.1.3 Rate Categories (Cont'd)(B) End Office (Cont'd)(1) Local Switching (Cont'd)(b) Transport Termination (Cont'd)

as part of these functions are various nonchargeable optional termination arrangements. These optional terminating arrangements are described in 6.10.2 following.

The number of Transport Terminations provided will be determined by the Telephone Company as set forth in 6.2.5 following.

(c) Line Termination

Line Termination provides for the terminations of end user lines in the local end office. There are two types of Line Terminations, i.e., Common Line Terminations and Special Access Service Terminations utilized in the provision of WATS or WATS-type services at Telephone Company designated WATS Serving Offices.

The above Special Access Service Terminations are differentiated by line side vs. trunk side terminations. In addition, there are various types of originating and terminating line side terminations depending on the type of signaling

ACCESS SERVICE

6. Switched Access Service (Cont'd)6.1 General (Cont'd)6.1.3 Rate Categories (Cont'd)(B) End Office (Cont'd)(1) Local Switching (Cont'd)(c) Line Termination (Cont'd)

associated with the Special Access Service. Line side terminations are available with either dial pulse or dual tone multifrequency address signaling.

(d) Intercept

The Intercept function provides for the termination of a call at a Telephone Company Intercept operator or recording. The operator or recording tells a caller why a call, as dialed, could not be completed, and if possible, provides the correct number.

ACCESS SERVICE

6. Switched Access Service (Cont'd)6.1 General (Cont'd)6.1.3 Rate Categories (Cont'd)(B) End Office (Cont'd)(2) Information Surcharge

Information Surcharge rates are assessed to a customer based on the total number of access minutes. Information Surcharge rates are as set forth in 17.1.3(B) following. The application of these rates with respect to individual Feature Groups is as set forth in 6.4.1(C) following.

The number of end office switching transmission paths will be determined as set forth in 6.2.5 following.

ACCESS SERVICE

6. Switched Access Service (Cont'd)6.1 General (Cont'd)6.1.3 Rate Categories (Cont'd)(C) Chargeable Optional Features

Where facilities permit, the Telephone Company will, at the option of the customer, provide the following chargeable optional features.

(1) Interim NXX Translation

The Interim NXX Translation rate element provides for customer identification when calls are directed by end users in the 1+SAC+NXX-XXXX format. The NXX codes are assigned to specific customers in conformance with the North American Numbering Plan (NANP). NXX code assignment(s) will be made by the Bellcore NANP Coordinator. The Telephone Company will use the NXX code to identify the customer to whose point of termination the traffic is to be delivered, (i.e., at appropriately equipped electronic end offices, access tandems or through contracted arrangements with other parties.) It is then the responsibility of the customer to do any further translation the customer deems necessary to route the call. Customer assigned NXX codes which have not been ordered will be blocked.

A nonrecurring charge, as set forth in 17.1.1 following, is associated with this optional feature. This nonrecurring charge is assessed by the Telephone Company on a per order, per LATA basis and is applied in lieu of the Access Order Charge specified in 17.3.1(A) following. The nonrecurring charge is

ACCESS SERVICE

6. Switched Access Service (Cont'd)6.1 General (Cont'd)6.1.3 Rate Categories (Cont'd)(C) Chargeable Optional Features (Cont'd)

(T)

(1) Interim NXX Translation (Cont'd)

assessed only by the Telephone Company that provides the final translation function. A Telephone Company is said to have provided the final Interim NXX Translation when its translation identifies the customer's traffic and this traffic is then delivered to the customer's point of termination without any further translation. The Description and application of this charge with respect to Feature Group D is as set forth in 6.4.1(B)(2) and 6.4.1(C) following.

(2) Operator Transfer Service

Operator Transfer Service may be provided with Feature Group D Switched Access Service at Telephone Company designated Operator Service Location. Operator Transfer Service is an originating service. The rate is assessed per 0- call transferred to a customer's operator. An 0- call is considered transferred when the Telephone Company Operator activates the switch transferring the call to the designated customer and the customer acknowledges receipt.

In addition to the Operator Transfer Service charge described above and in 6.10.3 following, Feature Group D Switched Access rates and charges as set forth in 6.4.1(C) following will apply per minute of use for Operator Transfer Service.

Operator Transfer Service Charges, provided for in this tariff, are applied only to those calls actually transferred by the Telephone Company to the customer's operator.

ACCESS SERVICE

6. Switched Access Service (Cont'd)6.1 General (Cont'd)6.1.3 Rate Categories (Cont'd)(C) Chargeable Optional Features (Cont'd)(3) Toll Free Number Data Base Query

Toll Free Number Data Base Query Service performs the Toll Free Number Customer Identification Function to determine the customer to whom these calls must be routed. For all toll free 1+8XX-NXX-XXXX calls, originated by an end user, the Telephone Company will perform the customer identification function utilizing a Toll Free Number Data Base to screen the dialed ten digits of the Toll Free Number call to determine the customer selected by the Toll Free Number subscriber to carry that toll free call. If the toll free call originates from an end office switch not equipped to provide the customer identification function, the call will be routed to an access tandem switch equipped to provide the customer identification function. Once customer identification has been established through Toll Free Number Data Base Query Service, the toll free call will be routed to the selected customer for completion.

With the customer identification function utilizing the Toll Free Data Base Query Service, 1+8XX-NXX-XXXX call routing is based on the routing instructions the Toll Free Number subscriber arranges to enter into the Number Administration Service Center's (NASC) Service Management System (SMS). 1+8XX-NXX-XXXX calls may be routed on a simple call turn around basis to one particular customer or to different customers based on the LATA in which the toll free call originates. This is defined as a Basic Toll Free Number Data Base Query.

1+8XX-NXX-XXXX calls may also be routed:

ACCESS SERVICE

6. Switched Access Service (Cont'd)6.1 General (Cont'd)6.1.3 Rate Categories (Cont'd)(C) Chargeable Optional Features (Cont'd)(3) Toll Free Number Data Base Query (Cont'd)

- (a) To different customers based on time of day, day of week, or based on number of calls allocated by Toll Free Number subscriber selected percentages.
- (b) To different terminating locations based on time of day, day of week, or based on number of calls allocated by Toll Free Number subscriber selected percentages.
- (c) To standard seven digit local exchange telephone numbers at the terminating end based on the Toll Free Number subscriber's specific requirements.

These are defined as Premium Toll Free Number Data Base Queries.

The Toll Free Number subscriber is responsible for arranging the entry of the various routing instructions discussed herein into the NASC's SMS.

Rate regulations and Charges applicable to Toll Free Number Data Base Query Service appear in 6.1.3(C)(4) and 17.1.5(A).

ACCESS SERVICE

6. Switched Access Service (Cont'd)6.1 General (Cont'd)6.1.3 Rate Categories (Cont'd)(C) Chargeable Optional Features (Cont'd)(4) Carrier Identification Code Parameter (CICP)

Carrier Identification Code Parameter (CICP) is an optional feature which identifies and transmits the Carrier Identification Code (CIC) within the SS7 out of band call set up, known as the initial address message (IAM), associated with each call sent to subscribing customers. CICP is only available with originating Feature Group D Switched Access Service from suitably equipped SS7 out of band signaling end offices and access tandems. When CICP is provided, the switch will transmit the CIC of the presubscribed line or the CIC selected when the end user places a call using or 101XXXX dialing. CICP is provided per trunk group at a monthly recurring rate as specified in 17.1.5(C).

6.1.4 Special Facilities Routing

Any customer may request that the facilities used to provide Switched Access Service be specially routed. The regulations for Special Facilities Routing (i.e., Avoidance, Diversity and Cable-Only) are set forth in Section 11. following.

6.1.5 Design Layout Report

At the request of the customer, the Telephone Company will provide to the customer the makeup of the facilities and services provided from the customer's premises to the first point of switching. This information will be provided in the form of a Design Layout Report. The Design Layout Report will be provided to the customer at no charge, and will be reissued or updated whenever these facilities are materially changed.

ACCESS SERVICE

6. Switched Access Service (Cont'd)6.2 Undertaking of the Telephone Company

In addition to the obligations of the Telephone Company set forth in Section 2. preceding, the Telephone Company has certain other obligations concerning only the provision of Switched Access Service. These obligations are as follows:

6.2.1 Network Management

The Telephone Company will administer its network to insure the provision of acceptable service levels to all telecommunications users of the Telephone Company's network services. Generally, service levels are considered acceptable only when both end users and customers are able to establish connections with little or no delay encountered within the Telephone Company network. The Telephone Company maintains the right to apply protective controls, i.e., those actions, such as call gapping, which selectively cancel the completion of traffic, over any traffic carried over its network, including that associated with a customer's Switched Access Service. Generally, such protective measures would only be taken as a result of occurrences such as failure or overload of Telephone Company or customer facilities, natural disasters, mass calling or national security demands. In the event that the protective controls applied by the Telephone Company result in the complete loss of service by the customer, the customer will be granted a Credit Allowance for Service Interruption as set forth in 2.4.4(B)(3) preceding.

6.2.2 Transmission Specifications

Each Switched Access Service transmission path is provided with standard transmission specifications. There are three different standard specifications (Types A, B and C). The standard for a particular transmission path is dependent on the Feature Group,

ACCESS SERVICE

6. Switched Access Service (Cont'd)6.2 Undertaking of the Telephone Company (Cont'd)6.2.2 Transmission Specifications (Cont'd)

the Interface Group and whether the service is directly routed or via an access tandem. The available transmission specifications are set forth in 15.1.2 following. Data Transmission Parameters are also provided with each Switched Access Service transmission path. The Telephone Company will, upon notifications by the customer that the data parameters set forth in 15.1.3 following are not being met, conduct tests independently or in cooperation with the customer, and take any necessary action to insure that the data parameters are met.

The Telephone Company will maintain existing transmission specifications on functioning service configurations installed prior to May 25, 1984, except that service configurations having performance specifications exceeding the standards set forth in 15.1.2 following will be maintained at the performance levels specified.

The transmission specifications concerning Switched Access Service are limits which, when exceeded, may require the immediate corrective action of the Telephone Company. The transmission specifications are set forth in 15.1.2 following. Acceptance limits are set forth in Technical Reference TR-NPL-000334. This Technical Reference also provides the basis for determining Switched Access Service maintenance limits.

6.2.3 Provision of Service Performance Data

Subject to availability, end-to-end service performance data available to the Telephone Company

ACCESS SERVICE

6. Switched Access Service (Cont'd)6.2 Undertaking of the Telephone Company (Cont'd)6.2.3 Provision of Service Performance Data (Cont'd)

through its own service evaluation routines, may also be made available to the customer based on previously arranged intervals and format. These data provide information on overall end-to-end call completion and non-completion performance, e.g., customer equipment blockage, failure results and transmission performance. These data do not include service performance data which are provided under other tariff sections, e.g., testing service results. If data are to be provided in other than paper format, the charges for such exchange will be determined on an individual case basis.

6.2.4 Testing(A) Acceptance Testing

At no additional charge the Telephone Company will, at the customer's request, cooperatively test at the time of installation, the following parameters: loss, C-notched noise, C-message noise, 3-tone slope, d.c. continuity and operational signaling. When the Local Transport; is provided with Interface Groups 2 through 10, and the Transport Termination is two-wire (i.e., there is a four-wire to two-wire conversion in Local Transport), balance parameters (equal level echo path loss) may also be tested.

(B) Routine Testing

At no additional charge the Telephone Company will, at the customer's request, test after installation on an automatic or manual basis, 1004 Hz loss, C-message noise and Balance (Return loss).

ACCESS SERVICE

6. Switched Access Service (Cont'd)6.2 Undertaking of the Telephone Company (Cont'd)6.2.4 Testing (Cont'd)(B) Routine Testing (Cont'd)

In the case of automatic testing, the customer shall provide remote office test lines and 105 test lines with associated responders or their functional equivalent.

The frequency of these tests will be that which is mutually agreed upon by the customer and the Telephone Company, but shall consist of not less than quarterly 1004 Hz Loss and C-message noise tests and an annual Balance test. Trunk test failures requiring customer participation for trouble resolution will be provided to the customer on an as occurs basis.

Additional tests may be ordered as set forth in 13.3.1 following.
Charges for these additional tests are set forth in 17.3.4 following.

6.2.5 Determination of Number of Transmission Paths

For Feature Groups A and B, which are ordered on a per line or per trunk basis respectively, and Feature Groups C and D when ordered on a per trunk basis, the customer specifies the type of transport facilities and the number of channels in the order for service.

For Tandem Switched Transport, the Telephone Company will determine the number of Switched Access Service transmission paths to be provided for the Switched Access Feature Group C and D busy hour minutes of capacity ordered. The number of transmission paths will be developed using the total busy hour minutes of capacity by type (as described in 6.1.1(B) preceding) for the end offices

ACCESS SERVICE

6. Switched Access Service (Cont'd)6.2 Undertaking of the Telephone Company (Cont'd)6.2.5 Determination of Number of Transmission Paths (Cont'd)

for each Feature Group ordered from a customer's designated premises. The total busy hour minutes of capacity by type (e.g., originating, terminating, IDDD, Operator) for the end office will be converted to transmission paths using standard Telephone Company traffic engineering methods. The number of transmission paths provided shall be the number required based on (1) the use of access tandem switches and end office switches, (2) the use of the end office switches only, or (3) the use of the tandem switches only.

6.2.6 Trunk Group Measurement Reports

Subject to availability, the Telephone Company will make available trunk group data in the form of usage in CCS, peg count and overflow, to the customer based on previously agreed to intervals.

6.3 Obligations of the Customer

In addition to the obligations of the customer set forth in Section 2. preceding, the customer has certain specific obligations pertaining to the use of Switched Access Service. These obligations are as follows:

6.3.1 Report Requirements

Customers are responsible for providing the following reports to the Telephone Company, when applicable.

(A) Jurisdictional Reports

When a customer orders Switched Access Service for both interstate and intrastate use, the

ACCESS SERVICE

6. Switched Access Service (Cont'd)6.3 Obligations of the Customer (Cont'd)6.3.1 Report Requirements (Cont'd)(A) Jurisdictional Reports (Cont'd)

customer is responsible for providing reports as set forth in 2.3.11 preceding. Charges will be apportioned in accordance with those reports. The method to be used for determining the interstate charges is set forth in 2.3.12 preceding.

(B) Code Screening Reports

When a customer orders service class routing, trunk access limitation or call gapping arrangements, it must report the number of trunks and/or the appropriate codes to be instituted in each end office or access tandem switch, for each of the arrangements ordered.

6.3.2 Trunk Group Measurement Reports

With the agreement of the customer, trunk group data in the form of usage in CCS, peg count and overflow for its end of all access trunk groups, where technologically feasible, will be made available to the Telephone Company. These data will be used to monitor trunk group utilization and service performance and will be based on previously arranged intervals and format.

6.3.3 Supervisory Signaling

The customer's facilities shall provide the necessary on-hook, off-hook, answer and disconnect supervision.

ACCESS SERVICE

6. Switched Access Service (Cont'd)6.3 Obligations of the Customer (Cont'd)6.3.4 Short Duration Mass Calling Requirements

When a customer offers service for which a substantial call volume is expected during a short period of time (e.g., 900 service media stimulated events), the customer must notify the Telephone Company at least 48 hours in advance of each peak period. Notification should include the nature, time, duration, and frequency of the event, an estimated call volume, and the telephone number(s) to be used. On the basis of the information provided, the Telephone Company may invoke network management controls, (e.g., call gapping and code blocking) to reduce the probability of excessive network congestion. The Telephone Company will work cooperatively with the customer to determine the appropriate level of such control.

ACCESS SERVICE

6. Switched Access Service (Cont'd)6.4 Rate Regulations

This section contains the specific regulations governing the rates and charges that apply for Switched Access Service.

6.4.1 Description and Application of Rates and Charges

There are two types of rates and charges that apply to Switched Access Service. These are usage rates and nonrecurring charges. These rates and charges are applied differently to the various rate elements as set forth in (C) following.

(A) Usage Rates

Usage rates for Switched Access Service are rates that apply on a per access minute basis when a specific rate element is used except for Network Blocking which is applied on a per call blocked basis beyond the blocking threshold. Access minute charges and network blocking charges are accumulated over a monthly period.

(B) Nonrecurring Charges

Nonrecurring charges are one-time charges that apply for a specific work activity (i.e., installation or change to an existing service). The types of nonrecurring charges that apply for Switched Access Service are: installation of service, Interim NXX translation optional feature and service rearrangements and Flexible Automatic Number Identification Optional Feature. These charges, with the exception of the Interim NXX Translation optional feature, are in addition to the Access Order Charge as specified in 17.3.1(A) following.

ACCESS SERVICE

6. Switched Access Service (Cont'd)6.4 Rate Regulations6.4.1 Description and Application of Rates and Charges (Cont'd)(B) Nonrecurring Charges (Cont'd)(1) Installation of Service

A Local Transport nonrecurring installation charge, as set forth in 17.1.1(A) following, will be applied at the serving wire center for each Entrance Facility installed. Additionally, a nonrecurring trunk installation and/or activation charge as set forth in 17.1.1(C) following, will be applied at each end office, when ordered to the end office on a per order, per end office basis or at the tandem when ordered to the tandem for each group of 24 Direct Trunked Transport trunks or fraction thereof that is activated (i.e., designated by the customer to be used to carry switched access). A maximum of 24 trunks can be activated on a DS1 facility and a maximum of 672 trunks can be activated on a DS3 facility.

For example, if a customer orders a DS1 Entrance Facility and requests activation of 18 of the available circuits, the customer will be charged one Local Transport High Capacity DS1 Installation nonrecurring charge at the serving wire center and one Direct Trunked Transport Activated nonrecurring charge at the end office. If at a later date the customer requests the activation of three more circuits, the customer will then be charged an additional Direct Trunked Transport Activated nonrecurring charge. These charges are in addition to the Access Order Charge as specified in 17.3.1(A) following.

(2) Interim NXX Translation Optional Feature

This nonrecurring charge applies to the initial order for the installation of the Interim NXX Translation optional feature with Feature Group C or Feature Group D Switched Access Service and for each subsequent order received to add or change NXX

ACCESS SERVICE

6. Switched Access Service (Cont'd)6.4 Rate Regulations6.4.1 Description and Application of Rates and Charges (Cont'd)(B) Nonrecurring Charges (Cont'd)(2) Interim NXX Translation Optional Feature (Cont'd)

translation codes. This charge, if applicable, applies whether this optional feature is installed coincident with or at any time subsequent to the installation of Switched Access Services. This charge is applied by the Telephone Company per order, per LATA. When it is necessary for multiple telephone companies to provide the translation function, the nonrecurring charge is assessed only by the Telephone Company that provides the final translation function which identifies the customer's traffic and this traffic is then delivered to the customer's point of termination without any further translation.

(3) Service Rearrangements

All changes to existing services other than changes involving administrative activities and the off-hook supervisory signaling of FGA Access Services, will be treated as a discontinuance of the existing service and an installation of a new service. The nonrecurring charge described in (1) preceding will apply for this work activity. Moves that change the physical location of the point of termination are described and charged for as set forth in 6.4.4 following.

- If, due to technical limitations of the Telephone Company, a customer could not combine its Interim NXX traffic with its other trunk side Switched Access Services, no charge shall apply to combine these trunk groups when it becomes technically possible.

ACCESS SERVICE

6. Switched Access Service (Cont'd)6.4 Rate Regulations (Cont'd)6.4.1 Description and Application of Rates and Charges (Cont'd)(B) Nonrecurring Charges (Cont'd)(3) Service Rearrangements (Cont'd)

Administrative changes will be made without charge(s) to the customer. Administrative changes are as follows:

- Change of customer name,
- Change of customer or customer's end user premises address when the change of address is not a result of a physical relocation of equipment,
- Change in billing date (name, address, or contact name or telephone number),
- Change of agency authorization,
- Change of customer circuit identification,
- Change of billing account number,
- Change of customer test line number,
- Change of customer or customer's end user contact name or telephone number, and
- Change of jurisdiction.

Changes to the point in time when the off-hook supervisory signal is provided in the originating call sequence i.e., when the off-hook supervisory signal is changed from being provided by the customer's equipment before the called party answers to being forwarded by the customer's equipment when the called party answers or vice versa, are subject to the Access Order Charge as set forth in 17.3.1(A) following.

ACCESS SERVICE

6. Switched Access Service (Cont'd)6.4 Rate Regulations (Cont'd)6.4.1 Description and Application of Rates and Charges (Cont'd)(B) Nonrecurring Charges (Cont'd)(3) Service Rearrangements (Cont'd)

For additions, changes or modifications to an optional feature which has a separate nonrecurring charge, that nonrecurring charge will apply.

For additions, changes, or modifications to optional features that do not have their own separate nonrecurring charges, an Access Order Charge as set forth in 17.3.1(A) following will apply. When an optional feature is not required on each transmission path, but rather for an entire transmission path group, an end office or an access tandem switch, only one such charge will apply (i.e., it will not apply per transmission path).

Rearrangements of the STP Port Termination utilized for CCS/SS7 Interconnection Service will be treated as a discontinuance of the existing service and an installation of a new service.

(4)

(C) Application of Rates

Rates are applied on a flat-rated or per access minute basis or rates are applied on a per query basis either as basic or premium.

ACCESS SERVICE

6. Switched Access Service (Cont'd)6.4 Rate Regulations6.4.1 Description and Application of Rates and Charges (Cont'd)(C) Application of Rates (Cont'd)

The application of these rates is dependent upon the Feature Group, type of Entrance Facility, type of Transport (e.g., Direct Trunked Transport, Tandem Switched Transport, type of Multiplexing) and the availability of equal access capabilities in the end office to which the service is provided.

(1) Local Transport Rates

Local Transport rates apply to all access minutes that originate or terminate at end offices equipped with equal access (i.e., FGD) capabilities. In addition, Local Transport rates apply to FGB access minutes when utilized in the provision of MTS/WATS service.

When access minutes are carried over flat rated services, the appropriate Local Transport rates will apply to all of the flat rated rate elements (e.g., Entrance Facility, Direct Trunked Facility, Direct Trunked Termination and Multiplexing).

ACCESS SERVICE

6. Switched Access Service (Cont'd)6.4 Rate Regulations6.4.1 Description and Application of Rates and Charges (Cont'd)(C) Application of Rates (Cont'd)(2) Transition Billing Arrangement

When FGA, or FGB Switched Access Service, except as set forth in (1) preceding, provided to an entry switch (i.e., dial tone office for FGA and access tandem for FGB) has usage originating from and/or terminating at both end offices, rates will apply in the following manner:

- (a) All access minutes that originate from or terminate at the end office(s) will be billed as follows:

ACCESS SERVICE

6. Switched Access Service (Cont'd)6.4 Rate Regulations6.4.1 Description and Application of Rates and Charges (Cont'd)(C) Application of Rates (Cont'd)(2) Transition Billing Arrangement (Cont'd)

(a) (Cont'd)

- (1) Where end office specific usage data is available, rates apply only to the measured access minutes originating from or terminating at the end office(s).

ACCESS SERVICE

6. Switched Access Service (Cont'd)6.4 Rate Regulations6.4.1 Description and Application of Rates and Charges (Cont'd)(C) Application of Rates (Cont'd)(2) Transition Billing Arrangement (Cont'd)

(b) (Cont'd)

- (2) Where end office specific usage data is not available for originating and/or terminating FGA or FGB, the total originating and/or terminating usage will be measured or assumed usage at the entry switch as set forth respectively in 6.5.4 and 6.6.4 following.

ACCESS SERVICE

6. Switched Access Service (Cont'd)6.4 Rate Regulations6.4.1 Description and Application of Rates and Charges (Cont'd)(C) Application of Rates (Cont'd)(2) Transition Billing Arrangement (Cont'd)

(b) (Cont'd)

(2) (Cont'd)

For purposes of administering this provision: (1) subscriber lines are defined as exchange services lines, Centrex lines and Centrex-type lines provided by the Telephone Company under its local and/or general exchange service tariff; (2) the access area is defined as the local calling area of the dial tone office for originating FGA, the entire LATA for terminating FGA, and all end offices subtending the access tandem or originating and terminating FGB; and (3) the local calling area of the dial tone office is as defined in the Telephone Company's local and/or general exchange service tariff.

ACCESS SERVICE

6. Switched Access Service (Cont'd)6.4 Rate Regulations6.4.1 Description and Application of Rates and Charges (Cont'd)(C) Application of Rates (Cont'd)(2) Transition Billing Arrangement (Cont'd)

(b) (Cont'd)

- (3) Where FGD Switched Access Serviced is provided to a customer in an end office(s) where that customer's FGA or FGB access minutes have been determined in accordance with (ii) preceding, such access minutes will be adjusted in the following manner. For each FGD access minute originating from or terminating at the end office, the originating or terminating FGA or FGB access minutes determined as set in (ii) preceding will be reduced on a one for one basis, but in no event shall the reduction exceed the total number of FGA or FGB access minutes originating from or terminating at that end office. The customer will be billed for the revised number of access minutes.

ACCESS SERVICE

6. Switched Access Service (Cont'd)6.4 Rate Regulations6.4.1 Description and Application of Rates and Charges (Cont'd)(C) Application of Rates (Cont'd)(3) Toll Free Number Data Base Query Service

Query usage charges for Toll Free Number Data Base Query Service shown in 17.1.4 apply as follows:

- (A) A Basic Toll Free Number Data Base Query charge will apply for each basic toll free call query that is completed at the designated Toll Free Number data base. Per query charges are accumulated over a monthly period and billed to the customer on a monthly basis.
- (B) A Premium Toll Free Number Data Base Query charge will apply for each premium toll free call query that is completed at the designated Toll Free Number data base. Per query charges are accumulated over a monthly period and billed to the customer on a monthly basis.

A query is considered completed when the response contains a valid carrier identification code.

ACCESS SERVICE

6. Switched Access Service (Cont'd)

6.4 Rate Regulations

6.4.1 Description and Application of Rates and Charges (Cont'd)

(C) Application of Rates (Cont'd)

ACCESS SERVICE

6. Switched Access Service (Cont'd)

6.4 Rate Regulations

6.4.1 Description and Application of Rates and Charges (Cont'd)

(C) Application of Rates (Cont'd)

ACCESS SERVICE

6. Switched Access Service (Cont'd)6.4 Rate Regulations (Cont'd)6.4.1 Description and Application of Rates and Charges (Cont'd)(C) Application of Rates (Cont'd)(4) Shared Transport

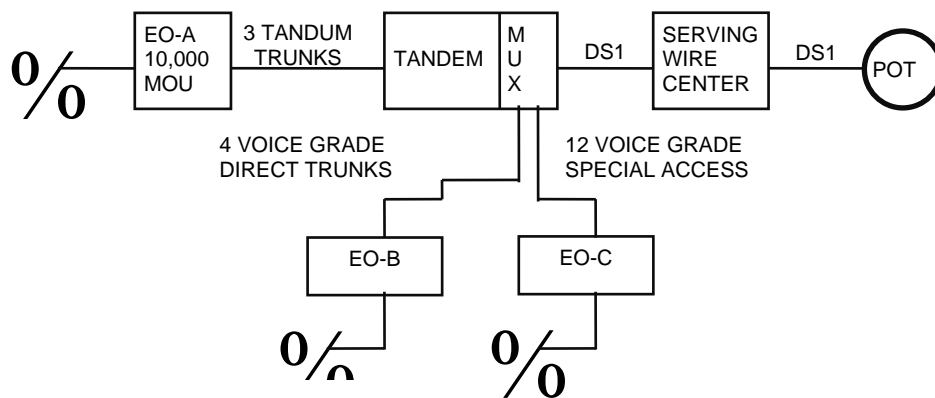
Shared Transport refers to a rate application that is applicable only when the customer orders High Capacity Direct Trunked Transport between a serving wire center and a telephone company hub where the Telephone Company performs multiplexing/de-multiplexing functions and the same customer then orders the derived channels as Direct Trunked Transport and Tandem Switched Transport. When the same customer also orders Special Access Service to be provided over this same High Capacity facility, this service is considered to be Mixed Use and the regulations set forth in 7.2.7 following must first be applied to separate the portion to be charged as Switched Access Service from the portion to be charged as Special Access Service.

Except as noted above, the Switched Access Service will be ordered, provided and rated as Direct Trunked Transport (i.e., Direct Trunked Facility and Direct Trunked Termination). As each derived channel is activated for Tandem Switched Transport, the High Capacity Direct Trunked Transport and Multiplexing rates will be reduced accordingly (e.g., 1/24th for a High Capacity DS1 service, 1/672nd for a High Capacity DS3 service, etc.). Tandem Switched Transport rates and charges, as set forth in 17.1.2 following, will apply for each channel that is used to provide the Tandem Switched Transport.

ACCESS SERVICE

6. Switched Access Service (Cont'd)6.4 Rate Regulations (Cont'd)6.4.1 Description and Application of Rates and Charges (Cont'd)(C) Application of Rates (Cont'd)(4) Shared Transport (Cont'd)

The following example, while not all inclusive, illustrates the application of the Shared Transport provisions cited above and the Mixed Use provision set forth in 7.2.7 following. The sample calculations explained below depict the application of charges as they apply to the shared facilities only. All other rate elements that would apply to this example (e.g., End Office, Voice Grade Direct Trunked Transport from EO-B to the Tandem, Voice Grade Channel Mileage from EO-C to the Tandem, etc.) are billed as described elsewhere in this tariff.



Assume:

The customer orders:

- 3 tandem routed Switched Access trunks to End Office-A (EO-A)
- 4 direct routed Switched Access trunks to End Office-B (EO-B)
- 12 Voice Grade Special Access channels to End Office-C (EO-C)
- 1 DS1 facility between their POT and the Tandem/Multiplexer
- Usage at EO-A is 10,000 Minutes of Use (MOU)

ACCESS SERVICE

6. Switched Access Service (Cont'd)6.4 Rate Regulations (Cont'd)6.4.1 Description and Application of Rates and Charges (Cont'd)(C) Application of Rates (Cont'd)(4) Shared Transport (Cont'd)Calculation of Charges POT to Serving Wire Center

Since this facility carries both Switched and Special Access Services, the Mixed Use provisions set forth in 7.2.7 following must be applied. This service is initially ordered and rated as a Special Access DS1 High Capacity Channel Termination (DS1-CT). This Special Access Charge is then reduced for each activated Switched Access Service. High Capacity DS1 Entrance Facility (DS1-EF) charges apply for the portion of this service that is activated for Switched Access Service.

$$\begin{aligned}\text{DS1-CT charge} &= \text{DS1-CT rate} \times (\text{capacity of a DS1 minus the} \\ &\quad \text{number of activated Switched Access} \\ &\quad \text{Services}) / (\text{capacity of a DS1}) \\ &= \text{DS1-CT rate} \times (24 - 7) / (24) \\ &= \text{DS1-CT rate} \times (17/24)\end{aligned}$$

$$\begin{aligned}\text{DS1-EF charge} &= \text{DS1-EF rate} \times (\text{number of activated} \\ &\quad \text{Switched Access Services}) / (\text{capacity of a} \\ &\quad \text{DS1}) \\ &= \text{DS1-EF rate} \times (7/24)\end{aligned}$$

ACCESS SERVICE

6. Switched Access Service (Cont'd)6.4 Rate Regulations (Cont'd)6.4.1 Description and Application of Rates and Charges (Cont'd)(C) Application of Rates (Cont'd)(4) Shared Transport (Cont'd)Calculation of Charges Facility from Serving Wire
Center to Tandem and Multiplexer

Since the interoffice facility and the multiplexer both carry Switched and Special Access Services, they must first be apportioned between these two categories by applying the Mixed Use provisions set forth in 7.2.7 following. Using the same ratios calculated above, the Special Access DS1 High Capacity Channel Mileage Facility (DS1-CMF), Channel Mileage Termination (DS1-CMT), and Multiplexer (Spcl.-MUX) charges are:

DS1-CMF = DS1-CMF rate x airline miles between
Tandem/Multiplexer and Serving Wire
Center x (17/24)

DS1-CMT = DS1-CMT rate x 2 terminations x (17/24)

Spcl.MUX = DS1 to Voice Grade multiplexer rate x
(17/24)

After applying the Mixed Use provisions to determine the Switched Access portion of these facilities, the Switched Access Facilities must then be apportioned between direct routed and tandem routed. This is accomplished by subtracting the portion of channels used for tandem routing from the portion of Switched Access channels. The remaining portion of channels are considered direct routed.

ACCESS SERVICE

6. Switched Access Service (Cont'd)6.4 Rate Regulations (Cont'd)6.4.1 Description and Application of Rates and Charges (Cont'd)(C) Application of Rates (Cont'd)(4) Shared Transport (Cont'd)Calculation of Charges Facility from Serving Wire Center to Tandem and Multiplexer (Cont'd)

The Direct Trunked Facility (DS1-DTF), Direct Trunked Termination (DS1-DTT) and Switched Access Multiplexer (Sw-MUX) charges are:

$$\begin{aligned} \text{DS1-DTF} &= \text{DS1-DTF rate} \times \text{airline miles between Tandem/Multiplexer and Serving Wire Center} \times \\ &\quad ((\text{number of activated Switched Assess Services/capacity of a DS1}) \text{ minus } (\text{number of channels activated for Tandem Switched Transport/capacity of a DS1})) \\ &= \text{DS1-DTF rate} \times \text{miles} \times ((7/24) - (3/24)) \\ &= \text{DS1-DTF rate} \times \text{miles} \times (4/24) \end{aligned}$$

$$\text{DS1-DTT} = \text{DS1-DTT rate} \times 2 \text{ terminations} \times \text{same ratio of } (4/24)$$

$$\text{Sw.-MUX} = \text{DS1 to Voice Grade Multiplexer rate} \times \text{same ratio of } (4/24)$$

Tandem Routing Charges (EO-A to Serving Wire Center)

No adjustments are used to calculate the Tandem Switched Facility (TSF), Tandem Switched Termination (TST), or Tandem Switching charges. They are calculated as follows:

$$\text{TSF} = \text{TSF rate} \times \text{airline miles between EO-A and the serving wire center} \times 10,000 \text{ MOU}$$

$$\text{TST} = \text{TST rate} \times 2 \text{ termination} \times 10,000 \text{ MOU}$$

$$\text{TS} = \text{TS rate} \times 10,000 \text{ MOU}$$

ACCESS SERVICE

6. Switched Access Service (Cont'd)6.4 Rate Regulations (Cont'd)6.4.1 Description and Application of Rates and Charges (Cont'd)(D) Rate Stability Payment Plan for DS3 Entrance Facilities

Entrance Facility charges for DS3 and service is offered with a 1, 3 or 5 year Rate Stability Payment Plan. Rate Stability Plans for multiple DS3's, DS3x3's or DS3x12's are not available.

For customers that subscribe to a 1, 3 or 5 year Rate Stability Payment Plan, the monthly rates in effect at the time the service is installed will not increase during the payment plan period.

(1) Termination Liability Charges for Stability Payment Plans

Minimum Periods for a DS3 is a one year rate stability plan.

For Rate Stability Payment Plans (i.e., 1, 3 and 5 year plans) discontinued prior to the end of their Payment Plan period, the Termination Liability Charges will apply as follows:

For the Rate Stability Payment Plans discontinued prior to the end of the first year of the Rate Stability Payment Plan period, the customer will be liable for 75% of the total monthly charges for the unexpired portion of the first year of service. In addition, the customer will be liable for 70% of the second year, 60% of the third year, 50% of the fourth year and 40% of the fifth year, of the total monthly charges for the remaining portion of the Rate Stability Payment Plan.

ACCESS SERVICE

6. Switched Access Service (Cont'd)6.4 Rate Regulations (Cont'd)6.4.1 Description and Application of Rates and Charges (Cont'd)(D) Rate Stability Payment Plan for DS3 Entrance Facilities (Cont'd)(1) Termination Liability Charges for Stability Payment Plans (Cont'd)

For Rate Stability Payment Plans discontinued beyond the first year of the Rate Stability Payment Plan period, the customer will be liable for 70% of the total monthly charges for the next 12 month period of the Rate Stability Payment Plan, 60% for the 13th through 24 months of the Rate Stability Payment Plan period, 50% for the 25th through 36 months and 40% for the 37th through 48 months, as applicable, for the remaining portion of the Rate Stability Payment Plan period.

(2) Renewal Plan for Rate Stability Payment Plans

At the end of the Rate Stability Payment Plan, the customer may renew, for any Rate Stability Payment Plan, in effect, without a new nonrecurring charge being applied, as long as the physical serving arrangement is not changed, or the customer may continue service at the original rate, on a month-to-month basis, up to one full year after the original Rate Stability Payment Plan ends.

(3) Change of Rate Stability Payment Plans

At any time a customer has the option to change their current payment plan to an equivalent or longer payment plan (i.e., 1 year to 3 year) without any Termination Liability Charges applicable to the current Rate Stability Payment Plan and without new nonrecurring charges applicable to the new equivalent or longer payment plan, as long as all other aspects of the service and facilities remain unchanged. In addition, the new equivalent or longer Rate Stability Payment Plan the customer chooses begins on the service order completion date and is treated as a new Rate Stability Payment Plan period.

ACCESS SERVICE

6. Switched Access Service (Cont'd)6.4 Rate Regulations (Cont'd)6.4.1 Description and Application of Rates and Charges (Cont'd)(D) Rate Stability Payment Plan for DS3 Entrance Facilities (Cont')(3) Change of Rate Stability Payment Plans (Cont'd)

Customers may change to a shorter Rate Stability Payment Plan by paying the associated Termination Liability Charges with the original Rate Stability Payment Plan. The rates that will apply will be the current rates in effect for the Rate Stability Payment Plan ordered. However, no new nonrecurring charges will apply.

(E) Minimum Periods for DS3, DS3x3 and DS3x12 Entrance Facilities and Direct Trunked Transport

Minimum service period for DS3 Entrance Facilities and Direct Trunk Transport is one year.

Minimum service period for DS3x3 and DS3x12 Entrance Facilities and Direct Trunk Transport is one year.

ACCESS SERVICE

6. Switched Access Service (Cont'd)6.4 Rate Regulations (Cont'd)6.4.2 Minimum Monthly Charge

Switched Access Service is subject to a minimum monthly charge. The minimum charge applies for the total capacity provided. The minimum monthly charge is calculated as follows.

For usage rated Local Transport, Local Switching and Information Surcharge rate elements, the minimum monthly charge is the sum of the recurring charges set forth in 17.1.2 and 17.1.3 following for either the actual measured usage or the assumed usage prorated to the number of days or major fraction of days based on a 30 day month.

For flat rated Local Transport rate elements, the minimum monthly charge is the sum of the recurring charges set forth in 17.1.2 following prorated to the number of days or major fraction of days on a 30 day month.

6.4.3 Change of Switched Access Service Arrangements

Changes from one type of Feature Group to another will be treated as a discontinuance of one type of service and a start of another. Nonrecurring charges will apply, with one exception. When a customer upgrades a Feature Group A or B service to a Feature Group D service the nonrecurring charges will not apply and minimum period obligations will not change, i.e., the time elapsed in the existing minimum period obligation will be credited to the minimum period obligations for FGD service.

ACCESS SERVICE

6. Switched Access Service (Cont'd)

6.4 Rate Regulations (Cont'd)

6.4.3 Change of Switched Access Service Arrangements (Cont'd)

ACCESS SERVICE

6. Switched Access Service (Cont'd)6.4 Rate Regulations (Cont'd)6.4.4 Moves

A move involves a change in the physical location of one of the following:

- The point of termination at the customer designated premises
- The customer designated premises

The charges for the move are dependent on whether the move is to a new location within the same building or to a different building.

(A) Moves Within the Same Building

When the move is to a new location within the same building, the charge for the move will be an amount equal to one half of the installation non-recurring charge for the capacity affected. This charge is in addition to the Access Order Charge as specified in 17.3.1(A) following. There will be no change in the minimum period requirements.

(B) Moves to a Different Building

Moves to a different building will be treated as a discontinuance and start of service and all associated nonrecurring charges will apply. New minimum period requirements will be established for the new service. The customer will also remain responsible for satisfying all outstanding minimum period charges for the discontinued services.

6.4.5 Local Information Delivery Services

Calls over Switched Access Service in the terminating direction to certain community information services will be rated under the applicable rates for Switched Access Service as set forth in 17.1 following. In addition, the charges per call as specified under the Telephone Company's local and/or general exchange service tariffs, e.g., 976 (DIAL-IT) Network Services, will also apply.

ACCESS SERVICE

6. Switched Access Service (Cont'd)6.4 Rate Regulations (Cont'd)6.4.6 Mileage Measurement

The mileage to be used to determine the monthly rate for Local Transport is calculated on airline distances between the end office switch, which may be a Remote Switching Module, (where the call carried by Local Transport originates or terminates) and the customer's serving wire center. When Tandem Switched Transport or Direct Trunked Transport is ordered between the serving wire center and the end office, mileage is normally measured in one segment from the serving wire center to the end office. When Direct Trunked Transport is ordered between a serving wire center and a tandem and Tandem Switch Transport is ordered between the tandem and the end office, mileage is calculated separately for each segment. Exceptions to these methods are as set forth in (A) through (F) following. For SS7 signaling, the mileage to be used to determine the monthly rate for the Signaling Mileage Facility is calculated on the airline distance between the serving wire center associated with the customer's designated premises (Signaling Point of Interface) and the Telephone Company wire center providing the STP Port.

Where applicable, the V&H coordinates method is used to determine mileage. This method is set forth in the NATIONAL EXCHANGE CARRIER ASSOCIATION, INC. TARIFF F.C.C. NO. 4 for "Wire Center Information" (V&H coordinates).

Mileage rates are as set forth in 17.1.2 following. To determine the rate to be billed, first compute the airline mileage using the V&H coordinates method. If the calculation results in a fraction of a mile, always round up to the next whole mile before determining the mileage and applying the rates. Then multiply the mileage by the appropriate rate.

Exceptions to the mileage measurement rules are as follows:

ACCESS SERVICE

6. Switched Access Service (Cont'd)6.4 Rate Regulations (Cont'd)6.4.6 Mileage Measurement (Cont'd)(A) Feature Group A - Originating Usage

Direct Trunked Transport Mileage in the originating direction over Feature Group A Switched Access Service will be calculated on an airline basis, using the V&H coordinates method. The mileage measurement will be between the first point of switching (end office switch where the Feature Group A switching dial tone is provided) and the customer's serving wire center for the Switched Access Service provided.

ACCESS SERVICE

6. Switched Access Service (Cont'd)6.4 Rate Regulations (Cont'd)6.4.6 Mileage Measurement (Cont'd)(B) Feature Group A Terminating Usage

The Local Transport mileage for terminating Feature Group A Switched Access Service will be measured in two segments. Direct Trunked Transport mileage will be measured between the customer's serving wire center and the first point of switching (i.e., the end office switch where the Feature Group A switching dial tone is provided). Tandem Switched Transport mileage will be measured between the first point of switching and the terminating end office.

ACCESS SERVICE

6. Switched Access Service (Cont'd)6.4 Rate Regulations (Cont'd)6.4.6 Mileage Measurement (Cont'd)(C) Feature Groups B and D - Alternate Traffic Routing

When the Alternate Traffic Routing optional feature is provided with Feature Groups B and D, the Local Transport access minutes will be apportioned between the two trunk groups used to provide this feature. Such apportionment will be made using: (1) actual minutes of use, if available, (2) standard Telephone Company traffic engineering methodology and will be based on the last trunk CCS desired for the high usage group, as described in 6.10.1(L) following (Alternate Traffic Routing), and the total busy hour minutes of capacity ordered to the end office, when the feature is provided at an end office switch, or to the subtending end offices when the feature is provided at an access tandem switch or (3) an apportionment mutually agreed to by the Telephone Company and the customer. This apportionment will serve as the basis for Local Transport calculation.

(D) Reserved

ACCESS SERVICE

6. Switched Access Service (Cont'd)6.4 Rate Regulations (Cont'd)6.4.6 Mileage Measurement (Cont'd)(E) Feature Groups B and D - Remote Offices

The Local Transport mileage for Feature Groups B and D Switched Access Service provided to a Remote Office will be measured in multiple segments. When the facility is directly trunked to the Host Office, Direct Trunked Facility mileage will be measured between the customer's serving wire center and the Host Office and Tandem Switched Facility mileage will be measured between the Host Office and the Remote Office. In Direct Trunked arrangements the Tandem Switched Facility will use the Terminating-Tandem 3rd Party rate when the Telephone Company does not own the tandem. The Tandem Switching charge will not apply. (N)

When the facility is directly trunked to a tandem, Direct Trunked Facility will be measured from the Serving Wire Center to the tandem, Tandem Switched Facility will be measured from the tandem to the host, and another segment of Tandem Switched Facility will be measured from the host to the remote. When the Tandem Switch is a Telephone Company owned tandem then the Tandem Switch rates will use the Terminating-Tandem End Office rates. If the Tandem is not owned by the Telephone Company the Tandem Switch rates will use the Terminating – Tandem 3rd Party rates. A Tandem Switching charge will be applicable at the tandem. (N)

When service to the remote is ordered as only Tandem Switched Facility, mileage will be separately measured between the serving wire center and the host and between the host and the end office. The Tandem Switching charge will be applicable at the tandem.

(F) Use of Telephone Company Hub

When multiplexing is performed at telephone company hubs, mileage is computed and rates applied separately for each segment of the Local Transport Direct Trunked Facility (i.e., customer serving wire center to hub, hub to hub, and/or hub to end office).

Transmittal No. 71

ACCESS SERVICE

6. Switched Access Service (Cont'd)6.4 Rate Regulations (Cont'd)

6.4.7 Mixed Use

Mixed use occurs when Switched Access Service and Special Access Service are provided over the same High Capacity service through a common interface. The regulations governing the provision of Mixed Use Facilities are set forth in 5.2.4 preceding and 7.2.7 following.

6.4.8 Message Unit Credit for Feature Group A

Calls from end users to the seven digit local telephone numbers associated with Feature Group A Switched Access Service are subject to Telephone Company local and/or general exchange service tariff charges (including message unit and toll charges as applicable). The monthly bills rendered to customers for their Feature Group A Switched Access Service will include a credit to reflect any message unit charges collected from their end users under the Telephone Company's local and/or general exchange service tariffs. When the customer is provided FGA service where measurement capability does not exist, the credit will apply to access minutes not to exceed the assumed originating access minutes. No credit will apply for any terminating FGA access minutes. The message unit credit for originating access minutes will be based on the generally applicable message unit charges of the Telephone Company.

6.4.9 Application of Rates for Feature Group A Extension Service

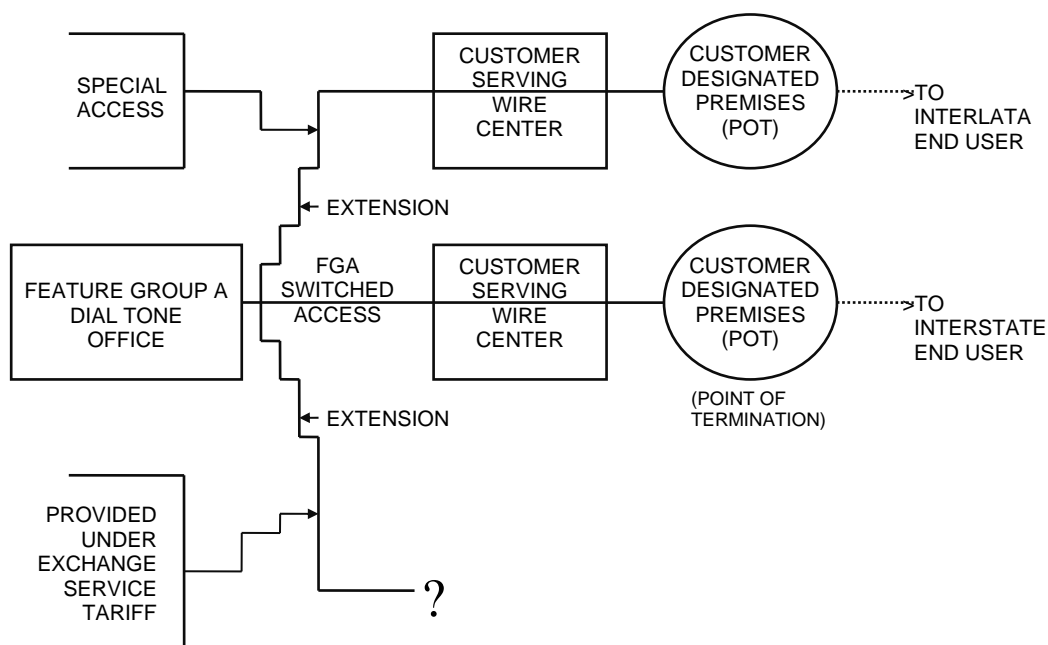
Feature Group A Switched Access Service is available with extensions, i.e., additional terminations of the service at different customer designated premises in the same LATA as the FGA dial tone office or a LATA other than the LATA where the FGA dial tone office is located. Feature Group A extensions within the same LATA and the same state as the dial tone office are provided and charged under the Telephone Company's local and/or

ACCESS SERVICE

6. Switched Access Service (Cont'd)6.4 Rate Regulations (Cont'd)6.4.9 Application of Rates for Feature Group A Extension Service (Cont'd)

general exchange service tariffs. Feature Group A extensions located in a LATA other than the LATA where the dial tone office is located or in a different state in the same LATA as the dial tone office are provided and charged as Special Access Service. The rate elements which apply are: A Voice Grade Channel Termination, Channel Mileage, if applicable, and Signaling Capability (optional features and functions), if applicable. All appropriate monthly rates and nonrecurring charges set forth in 17.2.4 following will apply.

LATA BOUNDARY



FEATURE GROUP A EXTENSION SERVICE

ACCESS SERVICE

6. Switched Access Service (Cont'd)6.4 Rate Regulations (Cont'd)6.4.9 Application of Rates for Feature Group A Extension Service (Cont'd)

In the above example, two CDPs are utilized to better illustrate the concept. From a practical standpoint, both the Switched Access and Special Access Services could be routed via the same CDP.

ACCESS SERVICE

6. Switched Access Service (Cont'd)6.5 Description and Provision of Feature Group A (FGA)6.5.1 Description

- (A) FGA Access, which is available to all customers, provides line side access to Telephone Company end office switches with an associated seven digit local telephone number for the customer's use in originating communications from and terminating communications to an Interexchange Carrier's Interstate Service or a customer - provided interstate communications capability. The customer must specify the Interexchange Carrier to which the FGA service is connected or, in the alternative, specify the means by which the FGA access communications is transported to another state. Special Access Services utilized for connection with FGA at Telephone Company designated WATS Serving Offices as set forth in Section 7. following may be ordered separately by a customer other than the customer which orders the FGA Switched Access Service for the provision of WATS-type services. Special Access Services are ordered as set forth in 5.2 preceding.
- (B) FGA Switching is provided at all end office switches. At the option of the customer, FGA is provided on a single or multiple line group basis and is arranged for originating calling only, terminating calling only, or two-way calling which are specified by the customer's order for service.
- (C) FGA provides a line side termination at the first point of switching (dial tone office). The line side termination will be provided with either ground start supervisory signaling or loop start supervisory signaling. The type of signaling is at the option of the customer.

ACCESS SERVICE

6. Switched Access Service (Cont'd)6.5 Description and Provision of Feature Group A (FGA) (Cont'd)6.5.1 Description (Cont'd)

(D) The Telephone Company shall select the first point of switching, within the selected LATA, at which the line side termination is to be provided unless the customer requests a different first point of switching and Telephone Company facilities and measurement capabilities, where necessary, are available to accommodate such a request.

(E) A seven digit local telephone number assigned by the Telephone Company is provided for access to FGA switching in the originating direction. The seven digit local telephone number will be associated with the selected end office switch and is of the form NXX-XXXX.

If the customer requests a specific seven digit telephone number that is not currently assigned, and the Telephone Company can, with reasonable effort, comply with that request, the requested number will be assigned to the customer.

(F) FGA switching, when used in the terminating direction, is arranged with dial tone start-dial signaling. When used in the terminating direction FGA switching may, at the option of the customer, be arranged for dial pulse or dual tone multifrequency address signaling, subject to availability of equipment at the first point of switching. When FGA switching is provided in a hunt group or uniform call distribution arrangement, all FGA switching will be arranged for the same type of address signaling.

ACCESS SERVICE

6. Switched Access Service (Cont'd)6.5 Description and Provision of Feature Group A (FGA) (Cont'd)6.5.1 Description (Cont'd)

- (G) No address signaling is provided by the Telephone Company when FGA switching is used in the originating direction. Address signaling in such cases, if required by the customer, must be provided by the customer's end user using inband tone signaling techniques. Such inband tone address signals will not be regenerated by the Telephone Company and will be subject to the ordinary transmission capabilities of the Local Transport provided.
- (H) FGA switching, when used in the terminating direction, may be used to access valid NXXs in the LATA, local operator service (0- and 0+), Directory Assistance (411 where available), emergency reporting service (911 where available), exchange telephone repair (611 where available), time or weather announcement services of the Telephone Company, community information services of an information service provider, and other customers' services (by dialing the appropriate digits).

Charges for FGA terminating calls requiring operator assistance or calls to 611 or 911 will only apply where sufficient call details are available. Additional non-access charges will also be billed on a separate account for (1) an operator surcharge, as set forth in the local exchange tariffs, for local operator assistance (0- and 0+) calls, (2) calls to certain community information services, for which rates are applicable under Telephone Company exchange service tariffs, e.g., 976 (DIAL IT) Network Services, and, (3) calls from a FGA line to another customer's service in accordance with that customer's applicable service rates when the Telephone Company performs the billing function for that customer.

For calls to Directory Assistance (411), Local Transport rates for FGA Switched Access Service will not apply.

ACCESS SERVICE

6. Switched Access Service (Cont'd)6.5 Description and Provision of Feature Group A (FGA) (Cont'd)6.5.1 Description (Cont'd)

- (I) When a FGA switching arrangement for an individual customer (a single line or entire hunt group) is discontinued at an end office, an intercept announcement is provided. This arrangement provides, for a limited period of time, an announcement that the service associated with the number dialed has been disconnected.
- (J) FGA will be provisioned over an Entrance Facility from the customer's premises to the customer's serving wire center.

FGA service, when used in the originating direction, will be provisioned as Direct Trunked Transport from the first point of switching (i.e., the end office switch where FGA switching dial tone is provided) to the customer's serving wire center.

FGA service, when used in the terminating direction, will be provisioned as Direct Trunked Transport from the customer's serving wire center to the first point of switching and provisioned as Tandem Switched Transport from the first point of switching to the terminating end office.

6.5.2 Optional Features

Following are the various nonchargeable optional features that are available in lieu of, or in addition to, the standard features provided with Feature Group A. They are provided as Common Switching, Transport Termination or Local Transport options.

ACCESS SERVICE

6. Switched Access Service (Cont'd)6.5 Description and Provision of Feature Group A (FGA) (Cont'd)6.5.2 Optional Features (Cont'd)(A) Common Switching Options

Descriptions of the common switching optional features are set forth in 6.10 following.

- (1) Call Denial on Line or Hunt Group
- (2) Service Code Denial on Line or Hunt Group
- (5) Nonhunting Number for Use with Hunt Group or Uniform Call Distribution Arrangement
- (6) Band Advance Arrangement for Use with Special Access Service Utilized in the Provision of WATS-Type Services
- (7) Hunt Group Arrangement for Use with Special Access Service Utilized in the Provision of WATS-Type Services
- (8) Uniform Call Distribution Arrangement for Use with Special Access Service Utilized in the Provision of WATS-Type Services
- (9) Nonhunting Number Associated with a Hunt Group Arrangement or Uniform Call Distribution Arrangement for Use with Special Access Service Utilized in the Provision of WATS-Type Services

ACCESS SERVICE

6. Switched Access Service (Cont'd)6.5 Description and Provision of Feature Group A (FGA) (Cont'd)6.5.2 Optional Features (Cont'd)(B) Transport Termination

- (1) Two-way operation with dial pulse address signaling and loop start supervisory signaling
- (2) Two-way operation with dial pulse address signaling and ground start supervisory signaling
- (3) Two-way operation with dial tone multifrequency address signaling and loop start supervisory signaling
- (4) Two-way operation with dial tone multifrequency address signaling and ground start supervisory signaling
- (5) Terminating operation with dial pulse address signaling and loop start supervisory signaling
- (6) Terminating operation with dial pulse address signaling and ground start supervisory signaling
- (7) Terminating operation with dual tone multifrequency address signaling and loop start supervisory signaling
- (8) Terminating operation with dual tone multifrequency address signaling and ground start supervisory signaling
- (9) Originating operation with loop start supervisory signaling
- (10) Originating operation with ground start supervisory signaling

(C) Local Transport Options

- (1) Supervisory Signaling (as set forth in 15.1.1(E) following)
- (2) Customer Specified Entry Switch Receive Level (as set forth in 15.1.1(E) following)

ACCESS SERVICE

6. Switched Access Service (Cont'd)6.5 Description and Provision of Feature Group A (FGA) (Cont'd)6.5.3 Optional Features Provided In Local Tariffs

Certain other features which may be available in connection with Feature Group A (e.g., Speed Calling, Remote Call Forwarding, Bill Number Screening, IntraLATA extensions) are provided under the Telephone Company's local and/or general exchange service tariffs.

6.5.4 Measuring Access Minutes

Customer Feature Group A traffic to end offices will be measured (i.e., recorded) or assumed by the Telephone Company at end office switches. Originating and terminating calls will be measured (i.e., recorded) or assumed by the Telephone Company to determine the basis for computing chargeable access minutes. In the event the customer message detail is not available because the Telephone Company lost or damaged tapes or incurred recording system outages, the Telephone Company will estimate the volume of lost customer access minutes of use based on previously known values.

For terminating calls over FGA and for originating calls over FGA (when the off-hook supervisory signal is provided by the customer's equipment before the called party answers), the measured minutes are the chargeable access minutes. For originating calls over FGA (when the off-hook supervisory signal is forwarded by the customer's equipment when the called party answers), chargeable originating access minutes are derived from recorded minutes using the same formula as set forth in 6.7.4 following for Feature Group C.

ACCESS SERVICE

6. Switched Access Service (Cont'd)6.5 Description and Provision of Feature Group A (FGA) (Cont'd)6.5.4 Measuring Access Minutes (Cont'd)

For originating calls over FGA, usage measurement begins when the originating FGA first point of switching receives an off-hook supervisory signal forwarded from the customer's point of termination. This off-hook signal may be provided by the customer's equipment before the called party answers, or forwarded by the customer's equipment when the called party answers.

The measurement of originating call usage over FGA ends when the originating FGA first point of switching receives an on-hook supervisory signal from either the originating end user's end office, indicating the originating end user has disconnected, or the customer's point of termination, whichever is recognized first by the first point of switching.

For terminating calls over FGA, usage measurement begins when the terminating FGA first point of switching receives an off-hook supervisory signal from the terminating end user's end office, indicating the terminating end user has answered. The measurement of terminating call usage over FGA ends when the terminating FGA first point of switching receives an on-hook supervisory signal from either the terminating end user's end office, indicating the terminating end user has disconnected, or the customer's point of termination, whichever is recognized first by the first point of switching.

ACCESS SERVICE

6. Switched Access Service (Cont'd)6.5 Description and Provision of Feature Group A (FGA) (Cont'd)6.5.4 Measuring Access Minutes (Cont'd)

FGA access minutes or fractions thereof, the exact value of the fraction being a function of the switch technology where the measurement is made, are accumulated over the billing period for each line or hunt group, and are then rounded up to the nearest access minute for each line or hunt group.

ACCESS SERVICE

6. Switched Access Service (Cont'd)6.5 Description and Provision of Feature Group A (FGA) (Cont'd)6.5.5 Testing Capabilities

FGA is provided, in the terminating direction where equipment is available, with seven digit access to balance (100 type) test line and milliwatt (102 type) test line. In addition to the tests described in 6.2.4 preceding which are included with the installation of service (Acceptance Testing) and as ongoing routine testing, Additional Cooperative Acceptance Testing and Additional Manual Testing are available as set forth in 13.3.1 following.

ACCESS SERVICE

6. Switched Access Service (Cont'd)6.6 Description and Provision of Feature Group B (FGB)6.6.1 Description

- (A) FGB Access, which is available to all customers, provides trunk side access to Telephone Company end office switches with an associated uniform 950-XXXX access code. FGB trunk side access is provided for the customer's use in originating communications from and terminating communications to an Interexchange Carrier's Interstate Service or a customer provided interstate communications capability. The customer must specify the Interexchange Carrier to which the FGB service is connected or, in the alternative, specify the means by which the FGB access communications is transported to another state. Special Access Services utilized for connection with FGB at Telephone Company designated WATS Serving Offices as set forth in Section 7. following may be ordered separately by a customer other than the customer which orders the FGB Switched Access Service for the provision of WATS or WATS-type services. Special Access Services are ordered as set forth in 5.2 preceding.
- (B) FGB, when directly routed to an end office (i.e., provided without the use of an access tandem switch), is provided at appropriately equipped Telephone Company electronic end office switches.

ACCESS SERVICE

6. Switched Access Service (Cont'd)6.6 Description and Provision of Feature Group B (FGB) (Cont'd)6.6.1 Description (Cont'd)

- (C) FGB is provided as trunk side switching through the use of end office switch trunk equipment. The switch trunk equipment is provided with wink start start-pulsing signals and answer and disconnect supervisory signaling.
- (D) FGB switching is provided with multifrequency address signaling in both the originating and terminating directions. Except for FGB switching provided with the automatic number identification (ANI) or rotary dial station signaling arrangements as set forth respectively in 6.10.1(F) and 6.10.2(A) following, and other address signaling in the originating direction, if required by the customer, must be provided by the customer's end user using inband tone signaling techniques. Such inband tone address signals will not be regenerated by the Telephone Company and will be subject to the ordinary transmission capabilities of the Local Transport provided.
- (E) The access code for FGB switching is a uniform access code. The form of the uniform access code is 950-XXXX. A uniform access code(s) will be assigned to the customer for the customer's domestic communications and another will be assigned to the customer for its international communications, if required. These access codes will be the assigned access numbers of all FGB switched access service provided to the customer by the Telephone Company.

ACCESS SERVICE

6. Switched Access Service (Cont'd)6.6 Description and Provision of Feature Group B (FGB) (Cont'd)6.6.1 Description (Cont'd)

(F) The Telephone Company will establish a trunk group or groups for the customer at end office switches where FGB switching is ordered. When required by technical limitations, a separate trunk group will be established for each type of FGB switching arrangement provided. Different types of FGB or other switching arrangements may be combined in a single trunk group at the option of the Telephone Company.

(G) FGB switching, when used in the terminating direction, may be used to access valid NXXs in the LATA, time or weather announcement services of the Telephone Company, community information services of an information service provider and other customers' services (by dialing the appropriate digits). When directly routed to an end office, only those valid NXX codes served by that end office may be accessed.

The customer will also be billed additional nonaccess charges for calls to certain community information services for which rates are applicable under Telephone Company exchange service tariffs, e.g., 976 (DIAL-IT) Network Service. Additionally, non-access charges will also be billed for calls from a FGB trunk to another customer's service in accordance with that customer's applicable service rates when the Telephone Company performs the billing function for that customer.

ACCESS SERVICE

6. Switched Access Service (Cont'd)6.6 Description and Provision of Feature Group B (FGB) (Cont'd)6.6.1 Description (Cont'd)

- (G) Calls in the terminating direction will not be completed to 950-XXXX access codes, local operator assistance (0- and 0+), Directory Assistance (411), service codes 611 and 911 or 10XXX access codes.
- (H) When all FGB switching arrangements are discontinued at an end office and/or in a LATA, an intercept announcement is provided. This arrangement provides, for a limited period of time, an announcement that the service associated with the number dialed has been disconnected.

ACCESS SERVICE

6. Switched Access Service (Cont'd)

6.6 Description and Provision of Feature Group B (FGB) (Cont'd)

6.6.1 Description (Cont'd)

ACCESS SERVICE

6. Switched Access Service (Cont'd)6.6 Description and Provision of Feature Group B (FGB) (Cont'd)6.6.2 Optional Features

Following are descriptions of the various non-chargeable optional features that are available in lieu of, or in addition to, the standard features provided with Feature Group B. They are set forth in (A), (B) and (C) following and are provided as Common Switching, Transport Termination and Local Transport options. Additionally, other optional features provided in local tariffs are set forth in (D) following.

(A) Common Switching Options

Descriptions of the common switching optional features are set forth in 6.10 following.

- (1) Automatic Number Identification (ANI)
- (2) Up to 7 Digit Outpulsing of Access Digits to Customer
- (3) Band Advance Arrangement for Use with Special Access Service Utilized in the Provision of WATS or WATS-Type Services
- (4) Hunt Group Arrangement for Use with Special Access Service Utilized in the Provision of WATS or WATS-Type Services
- (5) Uniform Call Distribution Arrangement for Use with Special Access Service Utilized in the Provision of WATS or WATS-Type Services

ACCESS SERVICE

6. Switched Access Service (Cont'd)6.6 Description and Provision of Feature Group B (FGB) (Cont'd)6.6.2 Optional Features (Cont'd)(A) Common Switching Options (Cont'd)

- (6) Nonhunting Number Associated with Hunt Group Arrangement or Uniform Call Distribution Arrangement for Use with Special Access Service Utilized in the Provision of WATS or WATS-Type Services

(B) Transport Terminations Options

- (1) Rotary Dial Station Signaling

(C) Local Transport Options

- (1) Customer Specification of Local Transport Termination
- (2) Optional Supervisory Signaling
- (3) Customer Specified Entry Switch Receive Level

In as much as these options concern transmission levels and signaling grey are set forth in 15.1.1 following.

(D) Optional Features Provided in Local Tariffs

Another feature, Bill Number Screening, which may be available in connection with FGB, is provided under the Telephone Company's local and/or general exchange service tariffs.

ACCESS SERVICE

6. Switched Access Service (Cont'd)6.6 Description and Provision of Feature Group B (FGB) (Cont'd)6.6.3 Design and Traffic Routing

For Feature Group B, the trunk directionality and traffic routing of the Switched Access Service between the customer designated premises and the entry switch are determined by the customer's order for service. Additionally, the customer may order the optional feature Customer Specification of Local Transport Termination as set forth in 15.1.1 following.

6.6.4 Measuring Access Minutes

Customer traffic to end offices will be measured (i.e., recorded) or assumed by the Telephone Company at end office switches or access tandem switches. Originating and terminating calls will be measured (i.e., recorded) or assumed by the Telephone Company to determine the basis for computing chargeable access minutes. In the event the customer message detail is not available because the Telephone Company lost or damaged tapes or incurred recording system outages, the Telephone Company will estimate the volume of lost customer access minutes of use based on previously known values.

For both originating and terminating calls over FGB the measured minutes are the chargeable access minutes.

For originating calls over FGB, usage measurement begins when the originating FGB first point of switching receives answer supervision forwarded from the customer's point of termination, indicating the customer's equipment has answered.

ACCESS SERVICE

6. Switched Access Service (Cont'd)6.6 Description and Provision of Feature Group B (FGB) (Cont'd)6.6.4 Measuring Access Minutes (Cont'd)

The measurement of originating call usage over FGB ends when the originating FGB first point of switching receives disconnect supervision from either the originating end user's end office, indicating the originating end user has disconnected, or the customer's point of termination, whichever is recognized first by the first point of switching.

For terminating calls over FGB, usage measurement begins when the terminating FGB first point of switching receives answer supervision from the terminating end user's end office, indicating the terminating end user has answered.

The measurement of terminating call usage over FGB ends when the terminating FGB first point of switching receives disconnect supervision from either the terminating end user's end office, indicating the terminating end user has disconnected, or the customer's point of termination, whichever is recognized first by the first point of switching.

FGB access minutes or fractions thereof, the exact value of the fraction being a function of the switch technology where the measurement is made, are accumulated over the billing period for each end office, and are then rounded up to the nearest access minute for each end office.

ACCESS SERVICE

6. Switched Access Service (Cont'd)

6.6 Description and Provision of Feature Group B (FGB) (Cont'd)

6.6.4 Measuring Access Minutes (Cont'd)

ACCESS SERVICE

6. Switched Access Service (Cont'd)6.6 Description and Provision of Feature Group B (FGB) (Cont'd)6.6.4 Measuring Access Minutes (Cont'd)

Notwithstanding the preceding, when Feature Group B is used for the provision of WATS or WATS-type service where measurement capability exists at the WATS Serving Office but not at the Feature Group B first point of switching, the measured WATS or WATS-type originating and/or terminating minutes of use shall be separately summed and compared to their respective total assumed originating and/or terminating minutes of use. The number of minutes per trunk per month will be the assumed or the measured usage, whichever is greater.

6.6.5 Testing Capabilities

FGB is provided, in the terminating direction where equipment is available, with seven digit access to balance (100 type) test line, milliwatt (102 type) test line, nonsynchronous or synchronous test line, automatic transmission measuring (105 type) test line, data transmission (107 type) test line, loop around test line, short circuit test line and open circuit test line. In addition to the tests described in 6.2.4 preceding which are included with the installation of service (Acceptance Testing) and as ongoing routine testing, Additional Cooperative Acceptance Testing, Additional Automatic Testing, and Additional Manual Testing are available as set forth in 13.3.1 following.

ACCESS SERVICE

6. Switched Access Service (Cont'd)

6.7 Reserved

ACCESS SERVICE

6. Switched Access Service (Cont'd)

6.7 Reserved

ACCESS SERVICE

6. Switched Access Service (Cont'd)

6.7 Reserved

ACCESS SERVICE

6. Switched Access Service (Cont'd)

6.7 Reserved

ACCESS SERVICE

6. Switched Access Service (Cont'd)

6.7 Reserved

ACCESS SERVICE

6. Switched Access Service (Cont'd)

6.7 Reserved

ACCESS SERVICE

6. Switched Access Service (Cont'd)

6.7 Reserved

ACCESS SERVICE

6. Switched Access Service (Cont'd)

6.7 Reserved

ACCESS SERVICE

6. Switched Access Service (Cont'd)

6.7 Reserved

ACCESS SERVICE

6. Switched Access Service (Cont'd)

6.7 Reserved

ACCESS SERVICE

6. Switched Access Service (Cont'd)

6.7 Reserved

ACCESS SERVICE

6. Switched Access Service (Cont'd)

6.7 Reserved

ACCESS SERVICE

6. Switched Access Service (Cont'd)

6.7 Reserved

ACCESS SERVICE

6. Switched Access Service (Cont'd)

6.7 Reserved

ACCESS SERVICE

6. Switched Access Service (Cont'd)

6.7 Reserved

ACCESS SERVICE

6. Switched Access Service (Cont'd)6.8 Description and Provision of Feature Group D (FGD)6.8.1 Description

- (A) FGD Access, which is available to all customers, provides trunk side access to Telephone Company end office switches. Special Access Services utilized for connection with FGD at Telephone Company designated WATS Serving offices as set forth in Section 7. following may be ordered separately by a customer other than the customer which orders the FGD Switched Access Service for the provision of WATS or WATS-type services. Special Access Services are ordered as set forth in 5.2 preceding.
- (B) FGD is provided at Telephone Company designated electronic end office switches whether routed directly or via Telephone Company designated electronic access tandem switches.
- (C) FGD is provided as trunk side switching through the use of end office or access tandem switch trunk equipment. The switch trunk equipment is provided with wink start start-pulsing signals and answer and disconnect supervisory signaling.
- (D) FGD switching is provided with multifrequency address signaling. Up to 12 digits of the called party number dialed by the customer's end user using dual tone multifrequency or dial pulse address signals will be provided by Telephone Company equipment to the customer's premises where the Switched Access Service terminates. Such address signals will be subject to the ordinary transmission capabilities of the Local Transport provided.

ACCESS SERVICE

6. Switched Access Service (Cont'd)6.8 Description and Provision of Feature Group D (FGD) (Cont'd)6.8.1 Description (Cont'd)

(E) FGD switching, when used in the terminating direction, may be used to access valid NXXs in the LATA, time or weather announcement services of the Telephone Company, community information services of an information service provider, and other customers' services (by dialing the appropriate codes) when such services can be reached using valid NXX codes. When directly routed to an end office, only those valid NXX codes served by that office may be accessed. When routed through an access tandem, only those valid NXX codes served by end offices subtending the access tandem may be accessed. The customer will also be billed additional non-access charges for calls to certain community information services, for which rates are applicable under Telephone Company exchange service tariff, e.g., 976 (DIAL-IT) Network Service. Additionally, non-access charges will also be billed for calls from a FGD trunk to another customer's service in accordance with that customer's applicable service rates when the Telephone Company performs the billing function for that customer. Calls in the terminating direction will not be completed to 950-XXXX access codes, local operator assistance (0- and 0+), Directory Assistance (411), service codes 611 and 911 and 10XXX access codes.

ACCESS SERVICE

6. Switched Access Service (Cont'd)6.8 Description and Provision of Feature Group D (FGD) (Cont'd)6.8.1 Description (Cont'd)

- (F) The Telephone Company will establish a trunk group or groups for the customer at end office switches or access tandem switches where FGD switching is provided. When required by technical limitations, a separate trunk group will be established for each type of FGD switching arrangement provided. Different types of FGD or other switching arrangements may be combined in a single trunk group at the option of the Telephone Company.
- (G) The access code for FGD switching is a uniform access code of the form 10XXX. A uniform access code(s) will be the assigned number of all FGD access provided to the customer by the Telephone Company. No access code is required for calls to a customer over FGD Switched Access Service if the end user's telephone exchange service is arranged for presubscription to that customer, as set forth in 13.4 following.

ACCESS SERVICE

6. Switched Access Service (Cont'd)6.8 Description and Provision of Feature Group D (FGD) (Cont'd)6.8.1 Description (Cont'd)

(G) (Cont'd)

Where no access code is required, the number dialed by the customer's end user shall be a seven or ten digit number for calls in the North American Numbering Plan (NANP). For international calls outside the NANP, a seven to twelve digit number may be dialed. The form of the numbers dialed by the customer's end user is NXX-XXXX, 0 or 1 + NXX-XXXX, NPA + NXX-XXXX, 1 + NPA + NXX-XXXX, and, when the end office is equipped for International Direct Distance Dialing (IDDD), 01 + CC + NN or 011 + CC + NN.

When the 10XXX access code is used, FGD switching also provides for dialing the digit 0 for access to the customer's operator, 911 for access to the Telephone Company's emergency reporting service, or the end-of-dialing digit (#) for cut-through access to the customer designated premises.

(H) FGD switching will be arranged to accept calls from telephone exchange service locations without the need for dialing the 10XXX uniform access code. Each telephone exchange service line may be marked with a code to identify which 10XXX code its calls will be directed to for interLATA service.

(I) Unless prohibited by technical limitations, the customer's Interim NXX Translation traffic may, at the option of the customer, be combined in the same trunk group arrangement with the customer's non-Interim NXX Translation traffic. When required by technical limitations, or at the request of the customer, a separate trunk group will be established for Interim NXX Translation traffic.

ACCESS TARIFF

6. Switched Access Service (Cont'd)6.8 Description and Provision of Feature Group D (FGD) (Cont'd)6.8.1 Description (Cont'd)

- (J) When a customer has had FGB access in an end office and subsequently replaces the FGB access with FGD access, at the mutual agreement of the customer and the Telephone Company, the Telephone Company will direct calls dialed by the customer's end users using the customer's previous FGB access code to the customer's FGD access service. The customer must be prepared to handle normally dialed FGD calls, as well as calls dialed with the FGB access code which requires the customer to receive additional address signaling from the end user. Such calls will be rated as FGD. The Telephone Company may, with 90 days' written notice to the customer, discontinue this arrangement.

6.8.2 Optional Features

Following are the various nonchargeable and chargeable optional features that are available in lieu of, or in addition to, the standard features provided with Feature Group D. Nonchargeable Optional Features are provided as Common Switching, Transport Termination and Local Transport options as set forth in (A) through (C) following. Chargeable optional features are set forth in (D) following.

(A) Common Switching Options

Descriptions of the common switching optional features are set forth in 6.10 following.

ACCESS SERVICE

6. Switched Access Service (Cont'd)6.8 Description and Provision of Feature Group D (FGD) (Cont'd)6.8.2 Optional Features (Cont'd)(A) Common Switching Options (Cont'd)

- (1) Automatic Number Identification (ANI)
- (2) Service Class Routing
- (3) Alternate Traffic Routing
- (4) Trunk Access Limitation
- (5) Call Gapping Arrangement
- (6) International Carrier Option
- (7) Band Advance Arrangement for Use with Special Access Service Utilized in the Provision of WATS or WATS-Type Services
- (8) End Office End User Line Service Screening for Use with Special Access Service Utilized in the Provision of WATS or WATS-Type Services
- (9) Hunt Group Arrangement for Use with Special Access Service Utilized in the Provision of WATS or WATS-Type Services
- (10) Uniform Call Distribution Arrangement for Use with Special Access Service Utilized in the Provision of WATS or WATS-Type Services
- (11) Nonhunting Number Associated with Hunt Group Arrangement or Uniform Call Distribution Arrangement for Use with Special Access Service Utilized in the Provision of WATS or WATS-Type Services

ACCESS SERVICE

6. Switched Access Service (Cont'd)6.8 Description and Provision of Feature Group D (FGD) (Cont'd)6.8.2 Optional Features (Cont'd)(B) Transport Termination Options(1) Operator Trunk - Full Feature(C) Local Transport Options

One optional feature is available with Local Transport associated with FGD. That optional feature is Supervisory Signaling and, due to its technical nature, is set forth in 15.1.1 following.

(D) Chargeable Optional Features(1) Interim NXX Translation(2) Flexible Automatic Number Identification (Flex ANI)6.8.3 Design and Traffic Routing

For Feature Group D, the Telephone Company shall design and determine the routing of Tandem Switched Access Transport Service, including the selection of the first point of switching and the election of facilities from the interface to any switching point and to the end offices where busy hour minutes of capacity are ordered. The Telephone Company shall also decide if capacity is to be provided by originating only, terminating only, or two-way trunk groups. Finally, the telephone Company will decide whether trunk side access will be provided through the use of two-wire or four-wire trunk terminating equipment.

For Feature Group D Direct Trunked Transport service, the Telephone Company will determine the routing of switched access service from the point of interface to the first point of switching or, if the customer specifies one or more hub locations for multiplexing, from the point of interface to the hub location, from one hub location to another hub location, and/or from a hub location to the first point of switching.

Selection of facilities and equipment and traffic routing of the service are based on standard engineering methods, available facilities and equipment, and the actual traffic patterns. If the customer desires routing or

ACCESS SERVICE

6. Switched Access Service (Cont'd)6.8 Description and Provision of Feature Group D (FGD) (Cont'd)6.8.3 Design and Traffic Routing (Cont'd)

directionality different from that determined by the Telephone Company, the Telephone Company will work cooperatively with the customer in determining (1) whether the service is to be routed directly to an end office or through an access tandem switch and (2) the directionality of the service.

6.8.4 Measuring Access Minutes

Customer traffic to end offices will be recorded by the Telephone Company at end office switches or access tandem switches. Originating and terminating calls will be recorded by the Telephone Company to determine the basis for computing chargeable access minutes. In the event the customer message detail is not available because the Telephone Company lost or damaged tapes or incurred recording system outages, the Telephone Company will estimate the volume of lost customer access minutes of use based on previously known values.

For both originating and terminating calls over FGD the measured minutes are the chargeable access minutes.

For originating calls over FGD, usage measurement begins when the originating FGD first point of switching receives the first wink supervisory signal forwarded from the customer's point of termination.

The measurement of originating call usage over FGD ends when the originating FGD first point of switching receives disconnect supervision from either the originating end user's end office, indicating the originating end user has disconnected, or the customer's point of termination, whichever is recognized first by the first point of switching.

ACCESS SERVICE

6. Switched Access Service (Cont'd)6.8 Description and Provision of Feature Group D (FGD) (Cont'd)6.8.4 Measuring Access Minutes (Cont'd)

For terminating calls over FGD, the measurement of access minutes begins when the terminating FGD first point of switching receives answer supervision from the terminating end user's end office, indicating the terminating end user has answered.

The measurement of terminating call usage over FGD ends when the terminating FGD first point of switching receives disconnect supervision from either the terminating end user's end office, indicating the terminating end user has disconnected, or the customer's point of termination, whichever is recognized first by the first point of switching.

6.8.5 Design Blocking Probability

The Telephone Company will design the facilities used in the provision of Switched Access Service FGD to meet the blocking probability criteria as set forth in (A) and (B) following.

- (A) For Feature Group D, the design blocking objective will be no greater than one percent (.01) between the point of termination at the customer's designated premises and the end office switch, whether the traffic is directly routed without an alternate route or routed via an access tandem. Standard traffic engineering methods as set forth in reference document Telecommunications Transmission Engineering - Volume 3 - Networks and Services (Chapters 6-7) will be used by the Telephone Company to determine the number of transmission paths required to achieve this level of blocking.

ACCESS SERVICE

6. Switched Access Service (Cont'd)6.8 Description and Provision of Feature Group D (FGD) (Cont'd)6.8.5 Design Blocking Probability (Cont'd)

(B) The Telephone Company will perform routine measurement functions to assure that an adequate number of transmission paths are in service. The Telephone Company will recommend that additional capacity (i.e., busy hour minutes of capacity or trunks) be ordered by the customer when additional paths are required to reduce the measured blocking to the designed blocking level. For the capacity ordered, the design blocking objective is assumed to have been met if the routine measurements show that the measured blocking does not exceed the threshold listed in the following tables.

- (1) For transmission paths carrying only first routed traffic direct between an end office and customer's designated premises without an alternate route, and for paths carrying only overflow traffic, the measured blocking thresholds are as follows:

ACCESS SERVICE

6. Switched Access Service (Cont'd)6.8 Description and Provision of Feature Group D (FGD) (Cont'd)6.8.5 Design Blocking Probability (Cont'd)

(B) (Cont'd)

(1) (Cont'd)

Number of Transmission Paths Per Trunk Group	Measured Blocking Thresholds in the Time Consistent Busy Hour for the Number of Measurements Taken Between 8:00 a.m. and 11:00 p.m. Per Trunk Group			
	15-20	11-14	7-10	3-6
	Measurements	Measurements	Measurements	Measurements
2	7%	8.0%	9%	14.0%
3	5%	6.0%	7%	9.0%
4	5%	6.0%	7%	8.0%
5-6	4%	5.0%	6%	7.0%
7 or more	3%	3.5%	4%	6.0%

- (2) For transmission paths carrying first routed traffic between an end office and customer's premises via an access tandem, the measured blocking thresholds are as follows:

Number of Transmission Paths Per Trunk Group	Measured Blocking Thresholds in the Time Consistent Busy Hour for the Number of Measurements Taken Between 8:00 a.m. and 11:00 p.m. Per Trunk Group			
	15-20	11-14	7-10	3-6
	Measurements	Measurements	Measurements	Measurements
2	4.5%	5.5%	6.0%	9.5%
3	3.5%	4.0%	4.5%	6.0%
4	3.5%	4.0%	4.5%	5.5%
5-6	2.5%	3.5%	4.0%	4.5%
7 or more	2.0%	2.5%	3.0%	4.0%

Issued: December 17, 2015

Effective: January 1, 2016

Vice President, Regulatory and Public Policy
211 Lincoln Street
Roseville, California 95678

ACCESS SERVICE

6. Switched Access Service (Cont'd)6.8 Description and Provision of Feature Group D (FGD) (Cont'd)6.8.6 Network Blocking Charge

The customer will be notified by the Telephone Company to increase its capacity (busy hour minutes of capacity or quantities of trunks) when excessive trunk group blocking occurs on groups carrying Feature Group D traffic and the measured access minutes for that hour exceed the capacity purchased. Excessive trunk group blocking occurs when the blocking thresholds stated below are exceeded. They are predicated on time consistent, hourly measurements over a 30 day period excluding Saturdays, Sundays and national holidays. If the order for additional capacity has not been received by the Telephone Company within 15 days of the notification, the Telephone Company will bill the customer, at the rate set forth in 17.1.2 following, for each overflow in excess of the blocking threshold when (1) the average "30 day period" overflow exceeds the threshold level for any particular hour and (2) the "30 day period" measured average originating or two-way usage for the same clock hour exceeds the capacity purchased.

Blocking Thresholds

<u>Trunks in Service</u>	<u>1%</u>	<u>1/2%</u>
1-2	7.0%	4.5%
3-4	5.0%	3.5%
5-6	4.0%	2.5%
7 or greater	3.0%	2.0%

The 1% blocking threshold is for transmission paths carrying traffic direct (without an alternate route) between an end office and a customer's premises.

ACCESS SERVICE

6. Switched Access Service (Cont'd)6.8 Description and Provision of Feature Group D (Cont'd)6.8.6 Network Blocking Charge (Cont'd)

The 1/2% blocking threshold is for transmission paths carrying first routed traffic between an end office and a customer's premises via an access tandem.

6.8.7 Testing Capabilities

FGD is provided, in the terminating direction where equipment is available, with seven digit access to balance (100 type) test line, milliwatt (102 type) test line, nonsynchronous or synchronous test line, automatic transmission measuring (105 type) test line, data transmission (107 type) test line, loop around test line, short circuit test line and open circuit test line. In addition to the tests described in 6.2.4 preceding, which are included with the installation of service (Acceptance Testing) and as ongoing routine testing, Additional Cooperative Acceptance Testing, Additional Automatic Testing and Additional Manual Testing, are available as set forth in 13.3.1 following.

ACCESS SERVICE

6. Switched Access Service (Cont'd)

6.9 Reserved for Future Use (Cont'd)

ACCESS SERVICE

6. Switched Access Service (Cont'd)

6.9 Reserved for Future Use (Cont'd)

ACCESS SERVICE

6. Switched Access Service (Cont'd)

6.9 Reserved for Future Use (Cont'd)

ACCESS SERVICE

6. Switched Access Service (Cont'd)

6.9 Reserved for Future Use (Cont'd)

ACCESS SERVICE

6. Switched Access Service (Cont'd)

6.9 Reserved for Future Use (Cont'd)

ACCESS SERVICE

6. Switched Access Service (Cont'd)

6.9 Reserved for Future Use (Cont'd)

ACCESS SERVICE

6. Switched Access Service (Cont'd)6.10 Common Switching, Transport Termination and Interim NXX Translation Optional Features

Following are descriptions of the various optional features that are available in lieu of, or in the addition to, the standard features provided with the Feature Groups. They are provided as Common Switching, Transport Termination or Interim NXX Translation options.

6.10.1 Common Switching Non-chargeable Optional Features

The following table shows the Feature Groups with which the optional features are available.

<u>Option</u>	<u>Available Feature Groups</u>		
	<u>A</u>	<u>B</u>	<u>D</u>
A) Call Denial on Line or Hunt Group	X		
B) Service Code Denial on Line or Hunt Group	X		
C) Hunt Group Arrangement	X		
D) Uniform Call Distribution Arrangement	X		
E) Non-hunting Number for Use with Hunt Group or Uniform Call Distribution Arrangement	X		
F) Automatic Number Identification		X	X
G) Up to 7 Digit Outpulsing of Access Digits to Customer		X	
H) Service Class Routing			X
I) Alternate Traffic Routing			X
J) Trunk Access Limitation			X
K) Call Gapping Arrangement			X
L) International Carrier Option			X
M) Band Advance Arrangement for Use with Special Access Service Utilized in the Provision of WATS-Type Services	X	X	X

ACCESS SERVICE

6. Switched Access Service (Cont'd)6.10 Common Switching, Transport Termination and Interim NXX Translation Optional Features (Cont'd)6.10.1 Common Switching Non-chargeable Optional Features (Cont'd)

	<u>Option</u>	<u>Available Feature Groups</u>		
		A	B	D
N)	End Office End User Line Service Screening for Use with Special Access Service Utilized in the Provision of WATS or WATS-Type Services			X
O)	Hunt Group Arrangement for Use with Special Access Service Utilized in the Provision of WATS or WATS-Type Services	X	X	X
P)	Uniform Call Distribution Arrangement for Use with Special Access Service Utilized in the Provision of WATS or WATS-Type Services	X	X	X
Q)	Non-hunting Number Associated with Hunt Group Arrangement or Uniform Call Distribution Arrangement for Use with Special Access Service Utilized in the Provision of WATS or WATS-Type Services	X	X	X

(A) Call Denial on Line or Hunt Group

This option allows for the screening of terminating Feature Group A calls. There are two screening arrangements available with this option as follows: 1) limiting terminating calls for completion to only 411, 611, 911, 800 and a Telephone Company specified set of NXXs within the Telephone Company local exchange calling area of the dial tone office in which the arrangement is provided or, 2) limiting terminating calls to completion to only the NXXs associated with all end offices in the LATA, i.e., the call cannot be further switched or routed out of the LATA nor will calls be completed to 411, 611, 911, or 800.

ACCESS SERVICE

6. Switched Access Service (Cont'd)6.10 Common Switching, Transport Termination and Interim NXX Translation Optional Features (Cont'd)6.10.1 Common Switching Nonchargeable Optional Features (Cont'd)(A) Call Denial on Line or Hunt Group (Cont'd)

All other calls are routed to a reorder tone or recorded announcement. Arrangement 1 is provided in all Telephone Company electronic end offices and, where available, in electromechanical end offices. Arrangement 2 is provided where available. This feature is available with Feature Group A.

(B) Service Code Denial on Line or Hunt Group

This option allows for the screening of terminating calls within the LATA, and for disallowing completion of calls to 0-, 555 and N11 (e.g., 411, 611, and 911). This feature is provided where available in all Telephone Company end offices. It is available with Feature Group A.

(C) Hunt Group Arrangement

This option provides the ability to sequentially access one of two or more line side connections in the originating direction, when the access code of the line group is dialed. This feature is provided in all Telephone Company end offices. It is available with Feature Group A. All Feature Group A access services in the same hunt group must provide off-hook supervisory signaling from the same point in time in the call sequence i.e., all off-hook supervisory signals must either be provided by the customer's equipment before the called party answers or all must be forwarded by the customer's equipment when the called party answers.

ACCESS SERVICE

6. Switched Access Service (Cont'd)6.10 Common Switching, Transport Termination and Interim NXX Translation Optional Features (Cont'd)6.10.1 Common Switching Nonchargeable Optional Features (Cont'd)(D) Uniform Call Distribution Arrangement

This option provides a type of multiline hunting arrangement which provides for an even distribution of calls among the available lines in a hunt group. Where available, this feature is provided in Telephone Company electronic end offices only. It is available with Feature Group A.

(E) Nonhunting Number for Use with Hunt Group or Uniform Call Distribution Arrangement

This option provides access to an individual line within a multiline hunt or uniform call distribution group. When the nonhunting number is dialed, access is provided when it is idle, or busy tone is provided when it is busy. Where available, this feature is provided in Telephone Company electronic end offices only. It is available with Feature Group A.

ACCESS SERVICE

6. Switched Access Service (Cont'd)6.10 Common Switching, Transport Termination and Interim NXX Translation Optional Features (Cont'd)6.10.1 Common Switching Nonchargeable Optional Features (Cont'd)(F) Automatic Number Identification (ANI)

- (1) This option provides the automatic transmission of a seven digit or ten digit number and information digits to the customer designated premises for calls originating in the LATA, to identify the calling station. The ANI feature is an end office software function which is associated on a call-by-call basis with:
 - (a) all individual transmission paths in a trunk group routed directly between an end office and a customer designated premises or, where technically feasible, with
 - (b) all individual transmission paths in a trunk group between an end office and an access tandem, and a trunk group between an access tandem and a customer designated premises.

ACCESS SERVICE

6. Switched Access Service (Cont'd)6.10 Common Switching, Transport Termination and Interim NXX Translation Optional Features (Cont'd)6.10.1 Common Switching Nonchargeable Optional Features (Cont'd)(F) Automatic Number Identification (ANI) (Cont'd)

- (2) The seven digit ANI telephone number is generally available with Feature Group B. ANI will be transmitted on all calls except those originating from multiparty lines and Public Access Lines using Feature Group B, or when an ANI failure has occurred.
- (3) The ten digit ANI telephone number is only available with Feature Group D. The ten digit ANI telephone number consists of the Number Plan Area (NPA) plus the seven digit ANI telephone number. The ten digit ANI telephone number will be transmitted on all calls except those identified as multiparty line or ANI failure, in which case only the NPA will be transmitted (in addition to the information digit described below).

ACCESS SERVICE

6. Switched Access Service (Cont'd)6.10 Common Switching, Transport Termination and Interim NXX Translation Optional Features (Cont'd)6.10.1 Common Switching Nonchargeable Optional Features (Cont'd)(F) Automatic Number Identification (ANI) (Cont'd)

- (4) Where complete ANI detail cannot be provided, e.g., on calls from 4 party services, information digits will be provided to the customer.

The information digits identify:

- (a) telephone number is the station billing number - no special treatment required,
- (b) multiparty line - telephone number is a 4-party line and cannot be identified - number must be obtained via an operator or in some other manner,
- (c) ANI failure has occurred in the end office switch which prevents identification of calling telephone number - must be obtained by operator or in some other manner,

ACCESS SERVICE

6. Switched Access Service (Cont'd)6.10 Common Switching, Transport Termination and Interim NXX Translation Optional Features (Cont'd)6.10.1 Common Switching Nonchargeable Optional Features (Cont'd)(F) Automatic Number Identification (ANI) (Cont'd)

(4) (Cont'd)

- (d) hotel/motel originated call which requires room number identification,
- (e) coinless station, hospital, inmate, etc. call which requires special screening or handling by the customer, and
- (f) call is an Automatic Identified Outward Dialed (AIOD) call from customer premises equipment. The AIOD ANI telephone number is the listed telephone number of the customer and is not the telephone number of the calling party.

These ANI information digits are generally available with Feature Groups B and D.

ACCESS SERVICE

6. Switched Access Service (Cont'd)6.10 Common Switching, Transport Termination and Interim NXX Translation Optional Features (Cont'd)6.10.1 Common Switching Nonchargeable Optional Features (Cont'd)(F) Automatic Number Identification (ANI) (Cont'd)

(5) Additional ANI information digits are available with Feature Group D also. They include:

- (a) InterLATA restricted - telephone number is identified line
- (b) InterLATA restricted - hotel/motel line
- (c) InterLATA restricted - coinless, hospital, inmate, etc., line

These information digits will be transmitted as agreed to by the customer and the Telephone Company.

Flexible Automatic Number Identification (Flex ANI) is an enhancement to ANI and is offered a Common Switching Non-Chargeable Option of Feature Group D as described in 6.10.3(C) following.

(G) Up to 7 Digit Outpulsing of Access Digits to Customer

This option provides for the end office capability of providing up to 7 digits of the uniform access code (950-XXXX) to the customer designated premises.

ACCESS SERVICE

6. Switched Access Service (Cont'd)6.10 Common Switching, Transport Termination and Interim NXX Translation Optional Features (Cont'd)6.10.1 Common Switching Non-chargeable Optional Features (Cont'd)(G) Up to 7 Digit Outpulsing of Access Digits to Customer (Cont'd)

The customer can request that only some of the digits in the access code be forwarded. The access code digits would be provided to the customer designated premises using multi-frequency signaling, and transmission of the digits would precede the forwarding of ANI if that feature were provided. This feature is available with Feature Group B.

(H) Flexible Automatic Number Identification (FLEX ANI)

Flex ANI provides for the addition of Flex ANI capability to Feature Group D (FGD) trunk groups equipped with Automatic Number Identification (ANI). Flex ANI is a Common Switching non-chargeable Optional Feature to Interexchange Carriers that enhances the existing ANI optional feature (described in 6.10.1 (F) preceding) by allowing FGD customers to receive additional information digits. Flex ANI provides additional values for these information digits over and above the values currently available with ANI and will be used to identify additional call types, e.g., calls originating from LEC payphones, competitive payphones and private virtual networks. Flex ANI can be used to provide Originating Line Screening (OLS). OLS is described in 13.6 following.

Flex ANI is available in suitably equipped end offices as identified in NATIONAL EXCHANGE CARRIER ASSOCIATION, INC. TARIFF F.C.C. NO. 4.

ACCESS SERVICE

6. Switched Access Service (Cont'd)6.10 Common Switching, Transport Termination and Interim NXX Translation Optional Features (Cont'd)6.10.1 Common Switching Nonchargeable Optional Features (Cont'd)(H) Reserved(I) Reserved(J) Reserved(K) Service Class Routing

This option provides the capability of directing originating traffic from an end office to a trunk group to a customer designated premises, based on the line class of service (e.g., coin, multiparty or hotel/model), service prefix indicator (e.g., O-, 0+, 01+ or 011+).

It is provided in suitably equipped end office or access tandem switches. It is available with Feature Group D.

ACCESS SERVICE

6. Switched Access Service (Cont'd)6.10 Common Switching, Transport Termination and Interim NXX Translation Optional Features (Cont'd)6.10.1 Common Switching Nonchargeable Optional Features (Cont'd)(L) Alternate Traffic Routing

When the customer orders both Direct Trunked Transport and Tandem Switched Transport at the same end office, this option provides the capability of directing originating traffic from an end office (or appropriately equipped access tandem) to a trunk group (the "high usage" group) to a customer designated premises until that group is fully loaded, and then delivering additional originating traffic (the "overflowing" traffic) from the same end office or access tandem to a different trunk group (the "final" group) to a second customer designated premises. The customer shall specify the last trunk CCS desired for the high usage group. It is provided in suitably equipped end office or access tandem switches. It is available with Feature Groups B, C and D.

ACCESS SERVICE

6. Switched Access Service (Cont'd)6.10 Common Switching, Transport Termination and Interim NXX Translation Optional Features (Cont'd)6.10.1 Common Switching Nonchargeable Optional Features (Cont'd)(M) Trunk Access Limitation

This option provides for the routing of originating 900 service calls to a specified number of transmission paths in a trunk group, in order to limit (choke) the completion of such traffic to the customer. Calls to the designated service which could not be completed over the subset of transmission paths in the trunk group, i.e., the choked calls, would be routed to reorder tone. It is provided in all Telephone Company electronic end offices and where available in electromechanical end offices. It is available with Feature Group D.

(N) Call Gapping Arrangement

This option, provided in suitably equipped end office switches, provides for the routing of originating calls to 900 service to be switched in the end office to all transmission paths in a trunk group at a prescribed rate of flow, e.g., one call every five seconds, in order to limit (choke) the completion of such traffic to the customer. Calls to the designated service which are denied access by this feature, i.e., the choked calls, would be routed to a no-circuit announcement. It is provided in selected Feature Group D equipped end offices and is available only with Feature Group D.

ACCESS SERVICE

6. Switched Access Service (Cont'd)6.10 Common Switching, Transport Termination and Interim NXX Translation Optional Features (Cont'd)6.10.1 Common Switching Nonchargeable Optional Features (Cont'd)(O) International Carrier Option

This option allows for Feature Group D end offices or access tandem switches equipped for International Direct Distance Dialing to be arranged to forward the international calls of one or more international carriers to the customer (i.e., the Telephone Company is able to route originating international calls to a customer other than the one designated by the end user either through presubscription or 10XXX dialing). This arrangement requires provision of written verification to the Telephone Company that the customer is authorized to forward such calls. The written verification must be in the form of a letter of agency authorizing the customer to order the option on behalf of the international carrier. This option is only provided at Telephone Company end offices or access tandems equipped for International Direct Distance Dialing and is available only with Feature Group D.

(P) Band Advance Arrangement for Use with Special Access Service Utilized in the Provision of WATS or WATS-Type Services

This option, which is provided in association with two or more Special Access Service groups, provides for the automatic overflow of terminating calls to a second Special Access Service group, when the first group has exceeded its call capacity. This option is available with Feature Groups A, B and D.

ACCESS SERVICE

6. Switched Access Service (Cont'd)6.10 Common Switching, Transport Termination and Interim NXX Translation Optional Features (Cont'd)6.10.1 Common Switching Nonchargeable Optional Features (Cont'd)(Q) End Office End User Line Service Screening for Use with Special Access Service Utilized in the Provision of WATS or WATS-Type Services

This option provides the ability to verify that an end user has dialed a called party address (by screening the called NPA and/or NXX on the basis of geographical bands selected by the Telephone Company) which is in accordance with that end user's service agreement with the customer, e.g., WATS. This option is provided in all Telephone Company electronic end offices and, where available, in electromechanical end offices which are designated as WATS Serving Offices. It is available with Feature Group D.

ACCESS SERVICE

6. Switched Access Service (Cont'd)6.10 Common Switching, Transport Termination and Interim NXX Translation Optional Features (Cont'd)6.10.1 Common Switching Nonchargeable Optional Features (Cont'd)(R) Hunt Group Arrangement for Use with Special Access Service Utilized in the Provision of WATS or WATS-Type Services

This option provides the ability to sequentially access one of two or more Special Access Services utilized in the provision of WATS services (e.g., 800 Service Special Access services) in the terminating direction, when the hunting number of the Special Access Service group is forwarded from the customer to the Telephone Company. This feature is provided in all Telephone Company designated WATS Serving Offices. It is available with Feature Groups A, B and D.

(S) Uniform Call Distribution Arrangement for Use with Special Access Service Utilized in the Provision of WATS or WATS-Type Services

This option provides a type of multiline hunting arrangement which provides for an even distribution of terminating calls among the available Special Access Services utilized in the provision of WATS or WATS-type Services in the hunt group. Where available, this feature is only provided in Telephone Company designated WATS Serving Offices. It is available with Feature Groups A, B and D.

ACCESS SERVICE

6. Switched Access Service (Cont'd)6.10 Common Switching, Transport Termination and Interim NXX Translation Optional Features (Cont'd)6.10.1 Common Switching Nonchargeable Optional Features (Cont'd)(T) Nonhunting Number Associated with Hunt Group Arrangement or Uniform Call Distribution Arrangement for Use with Special Access Service Utilized in the Provision of WATS or WATS-Type Services

This option provides an arrangement, for an individual Special Access Service utilized in the provision of WATS or WATS-type Services within a multiline hunt or uniform call distribution group, that provides access to that Special Access Service within the hunt or uniform call distribution group when it is idle or provides busy tone when it is busy, when the nonhunting number is dialed, without hunting to the next idle number. Where available, this feature is only provided in Telephone Company designated WATS Serving Offices. It is available with Feature Groups A, B and D.

6.10.2 Transport Termination Nonchargeable Optional Features(A) Rotary Dial Station Signaling

This option provides for the transmission of called party address signaling from rotary dial stations to the customer designated premises for originating calls. This option is provided in the form of a specific type of Transport Termination. It is available with Feature Group B, only on a directly trunked basis.

ACCESS SERVICE

6. Switched Access Service (Cont'd)6.10 Common Switching, Transport Termination and Interim NXX Translation Optional Features (Cont'd)6.10.2 Transport Termination Nonchargeable Optional Features (Cont'd)(B) Operator Trunk - Coin, Non-Coin, or Combined Coin and Non-Coin

This option may be ordered to provide coin, non-coin, or combined coin and non-coin operation. It is available only with Feature Group C and is provided in electronic end offices and other Telephone Company end offices where equipment is available. It is provided as a trunk type of Transport Termination.

Coin, Non-Coin:

This arrangement provides for initial coin return control, except in the case of non-coin, and routing of 0+, 0-, 1+, 01 + or 011+.

Because operator assisted coin calling traffic is routed over a trunk group dedicated to operator assisted calls, this arrangement is only provided in association with the Service Class Routing option.

This arrangement is normally ordered by the customer in conjunction with the ANI optional feature, since the preponderance of trunk groups equipped with this arrangement will be terminated in the customer's automated operator services systems, rather than in the customer's manual cord boards.

ACCESS SERVICE

6. Switched Access Service (Cont'd)6.10 Common Switching, Transport Termination and Interim NXX Translation Optional Features (Cont'd)6.10.2 Transport Termination Nonchargeable Optional Features (Cont'd)(B) Operator Trunk - Coin, Non-Coin, or Combined Coin and Non-Coin (Cont'd)Combined Coin and Non-Coin:

When so equipped, the ANI optional feature provides for the forwarding of information digits which identify that the call has originated from a hotel or motel, and whether room number identification is required, or that special screening is required, e.g., for coinless public stations, dormitory or inmate stations, or other screening arrangements agreed to between the customer and the Telephone Company.

(C) Operator Trunk - Full Feature

This option provides the initial coin return control function to the customer's operator. It is available with Feature Group D and is provided as a trunk type for Transport Termination.

6.10.3 Chargeable Optional Features(A) Interim NXX Translation

This service is an originating offering utilizing trunk side Switched Access Service and provides a customer identification function based on the dialed SAC and NXX code.

ACCESS SERVICE

6. Switched Access Service - (Cont'd)6.10 Common Switching, Transport Termination and Interim NXX Translation Optional Features - (Cont'd)6.10.3 Chargeable Optional Features - (Cont'd)(A) Interim 800 Translation - (Cont'd)

For example, when a 1+800+NXX-XXXX or a 1+900+NXX-XXXX call is originated by an end user, the Telephone Company will perform the customer identification function based on the dialed digits to determine the customer location to which the call is to be routed. If the call originates from an end office switch not equipped to provide the customer identification function, the call will be routed to an office at which the function is available. Once customer identification has been established, the call will be routed to that customer. Calls originating from an end office switch at which the customer identification function is performed, but to which the customer has not ordered Interim NXX Translation, will be blocked. Calls to a 900 number dialed via 1+ from coin telephones, 10XXX, Inmate Service and Hotel/Motel Service will be blocked.

Calls to a 900 number dialed via 0+ will be blocked unless an ASR requesting unblocking is submitted to the Telephone Company by the customer.

The manner in which Interim NXX Translation is provided is dependent on the status of the end office from which the service is provided (i.e., equipped with equal access capabilities or not equipped with equal access capabilities). When Interim NXX Translation is provided from an end office not equipped with equal access capabilities, it will be provided in conjunction with FGC Switched Access Service.

The charge for Interim NXX Translation is as set forth in 17.1.1(B) following.

ACCESS SERVICE

6. Switched Access Service - (Cont'd)6.10 Common Switching, Transport Termination and Interim NXX Translation Optional Features - (Cont'd)6.10.3 Chargeable Optional Features - (Cont'd)(B) Operator Transfer Service

At the option of the customer, Operator Transfer Service as specified following, is available for use with Feature Group D Switched Access Service. Operator Transfer Service is ordered as set forth in 5.2 preceding and is provided to the customer via separate Feature Group D trunks dedicated to Operator Transfer Service traffic.

Operator Transfer Service is an arrangement in which Telephone Company operators transfer 0- (0 minus) calls (calls for which the end user dials 0 with no additional digits) to the customer designated by the end user.

The Operator Transfer function will be performed in the following manner:

- The operator answers the 0- call.
- Initially, the Operator will suggest that the end user dial the customer on a direct basis. If the end user insists that the Operator transfer the call, the Operator will ask the end user to identify the desired customer and will then transfer the call as directed.
- If the end user has no preference, or the identified customer has not subscribed to Operator Transfer Service, the end user will be asked to select from a list of available customers.

ACCESS SERVICE

6. Switched Access Service (Cont'd)6.10 Common Switching, Transport Termination and Interim NXX Translation Optional Features (Cont'd)6.10.3 Chargeable Optional Features (Cont'd)(B) Operator Transfer Service (Cont'd)

The list of available Operator Transfer Service customers will be updated monthly. The order in which customers will be read to end users will be initially determined by the sequence in which the customers have ordered the Operator Transfer Service. For each subsequent month following the initial order for Operator Transfer Service, the customer in the first position on the list will be moved to the last position on the list. All other customers on the list will be moved up one position, e.g. 3rd to 2nd, 2nd to 1st etc. New Operator Transfer Service customers will initially be placed at the bottom of the list of customers.

0- Public Coin calls will be transferred to the end user designated customer. In order to accept coin sent-paid calls, the customer must order signaling as specified in TR-TSY-000506 and TR-NPL-000258.

The customer may receive inband, multi-wink, or expanded coin control signaling. Different signaling types cannot be mixed on a signal trunk group.

All non-recurring and usage sensitive rates and charges normally applicable to Feature Group D apply to Operator Transfer Service. Additionally, a charge as specified in 6.1.3(C)(2) preceding and 17.1.4(D) following, is assessed the customer per 0- call transferred.

ACCESS SERVICE

6. Switched Access Service (Cont'd)6.10 Common Switching, Transport Termination and Interim NXX Translation Optional Features (Cont'd)6.10.3 Chargeable Optional Features (Cont'd)(C) Flexible Automatic Number Identification
(Flex ANI)

Flex ANI is a Common Switching Optional Feature that enhances the existing Automatic Number Identification (ANI) optional feature (described in 6.10.1(F) preceding) by allowing Feature Group D (FGD) customers to receive additional information digits. Flex ANI provides additional values for these information digits over and above the values currently available with ANI and is used to identify additional call types, e.g., calls originating from LEC payphones, competitive payphones, and private virtual networks. Flex ANI can be used to provide Originating Line Screening (OLS) service. OLS service is described in 13.6 following.

Flex ANI information digits are two digits in length and are activated through switched software program updates. These codes precede the 10-digit directory number of the calling line and are part of the signaling protocol in equal access end offices. The information digits are outputted by the switching system along with the directory number from the originating end office and are sent to the receiving office for billing, routing, or special handling purposes.

Customers who have ANI but do not order Flex ANI will continue to receive the information digits associated with ANI. Flex ANI digits are assigned by the North American Numbering Plan Administrator. The Telephone Company will make available those information digits that are mutually agreed to by the customer and the Telephone Company.

ACCESS SERVICE

6. Switched Access Service (Cont'd)6.10 Common Switching, Transport Termination and Interim NXX Translation Optional Features (Cont'd)6.10.3 Chargeable Optional Features (Cont'd)(C) Flexible Automatic Number Identification (Flex ANI) (Cont'd)

Flex ANI is available to customers with FGD Switched Access Service equipped with ANI. Flex ANI is available in suitably equipped end offices as identified in NATIONAL EXCHANGE CARRIER ASSOCIATION, INC. TARIFF F.C.C. NO. 4.

A nonrecurring charge, as set forth in 17.1.1(E) following, is associated with this optional feature. This nonrecurring charge is assessed by the Telephone Company on a per end office per Carrier Identification Code (CIC) basis and is applied in conjunction with the Access Order Charge specified in 17.3.1(A) following.

ACCESS SERVICE

7. Special Access Service7.1 General

Special Access Service provides a transmission path to connect customer designated premises*, directly, through a Telephone Company hub or hubs where bridging or multiplexing functions are performed, or to connect a customer premises with SONET Ring Services, or to connect a customer designated premises and a WATS Serving Office. Special Access Service includes all exchange access not utilizing Telephone Company end office switches.

The connections provided by Special Access Service can be either analog or digital. Analog connections are differentiated by spectrum and bandwidth. Digital connections are differentiated by bit rate.

7.1.1 Channel Types

Each type of Special Access Service has its own characteristics. All are subdivided by one or more of the following:

- Transmission specifications,
- Bandwidth,
- Speed (i.e., bit rate),
- Spectrum

Customers can order a basic channel and select from a list of those available transmission parameters and channel interfaces that they desire in order to meet specific communications requirements.

For purposes of ordering channels, each has been identified as a type of Special Access Service. However, such identification is not intended to

* Telephone Company Centrex CO-like switches, as well as the ports included in Public Packet Switching Service are considered to be customer premises for purposes of administering regulations and rates contained in this tariff.

ACCESS SERVICE

7. Special Access Service (Cont'd)7.1 General (Cont'd)7.1.1 Channel Types (Cont'd)

limit a customer's use of the channel nor to imply that the channel is limited to a particular use. For example, if a customer's equipment is capable of transmitting voice over a channel that is identified as a Metallic Service in this tariff, there is no restriction against doing so.

Following is a brief description of each type of channel:

Metallic - a channel for the transmission of low speed varying signals at rates up to 30 baud.

Voice Grade - a channel for the transmission of analog signals within an approximate bandwidth of 300 to 3000 Hz.

Program Audio - a channel for the transmission of audio signals. The nominal frequency bandwidths are from 200 to 3500 Hz, from 100 to 5000 Hz, or from 50 to 8000 Hz.

Digital Data - a channel for the digital transmission of synchronous serial data at rates of 2.4, 4.8, 9.6 or 56 kbps.

ACCESS SERVICE

7. Special Access Service (Cont'd)7.1 General (Cont'd)7.1.1 Channel Types (Cont'd)

High Capacity - a channel for the transmission of isochronous serial digital data at rates of 1.544, 3.152, 6.312, 44.736 or 274.176 Mbps.

SONET Ring Services – dedicated bandwidth capacity over a self-healing ring facility configuration for a single customer.

Detailed descriptions of each of the channel types are provided in 7.4 through 7.9 following.

The customer also has the option of ordering Voice Grade and High Capacity facilities (i.e., 1.544 Mbps, 3.152 Mbps, 6.312 Mbps, 44.736 Mbps and 274.176 Mbps) to Telephone Company hubs for multiplexing to individual channels of a lower capacity or bandwidth. Descriptions of the types of multiplexing available at the hubs, as well as the number of individual channels which may be derived from each type of facility are set forth in 7.5 and 7.8 following. Additionally, the customer may specify optional features for the individual channels derived from the facility to further tailor the channel to meet specific communications requirements. Descriptions of the optional features and functions available are set forth in 7.2.1 following. The customer may order SONET Ring Services as described in 7.2.9 following.

Cascading multiplexing occurs when a 3.152 Mbps High Capacity channel is provided from a customer designated premises to a Telephone Company hub for multiplexing to two 1.544 Mbps channels. The 1.544 Mbps channels may be further multiplexed at the same or a different hub to Voice Grade channels or may be extended to other customer designated premises or hubs. Optional features may be added to either the 1.544 Mbps or the Voice Grade channels.

ACCESS SERVICE

7. Special Access Service (Cont'd)7.1 General (Cont'd)7.1.2 Service Descriptions

For the purposes of ordering, the types of Special Access Services are:

Service Designator Codes

Metallic	MT
Voice	VG
Program Audio	AP
Digital Data	DA
High Capacity	HC
SONET Ring Services	SR

Each service consists of a basic channel to which a technical specifications package (customized or predefined), channel interface(s) and, when desired, optional features and functions are added to construct the service desired by the customer. Technical specifications packages are described in Section 15. following, optional features and functions are described in this section. Channel interfaces are described in 15.2 following.

Customized technical specifications packages will be provided where technically feasible. If the Telephone Company determines that the requested parameter specifications are not compatible, the customer will be advised and given the opportunity to change the order.

When a customized channel is ordered the customer will be notified whether Additional Engineering Charges apply. In such cases, the customer will be advised and given the opportunity to change the order.

ACCESS SERVICE

7. Special Access Service (Cont'd)7.1 General (Cont'd)7.1.2 Service Descriptions (Cont'd)

The channel descriptions provided in 7.4 through 7.9 following, specify the characteristics of the basic channel and indicate whether the channel is provided between customer designated premises, between a customer designated premises and a Telephone Company hub where bridging or multiplexing functions are performed, between hubs, or between a customer designated premises and a WATS Serving Office.

- (A) Information pertaining to the technical specifications packages indicates the transmission parameters that are available with each package. This information is displayed in matrices set forth in 15.2 following.
- (B) Channel interfaces at each Point of Termination on a two-point service may be symmetrical or asymmetrical. On a multipoint service they may also be symmetrical or asymmetrical, but communications can only be provided between compatible channel interfaces. Only certain channel interfaces are compatible. These are set forth in 15.2 following, in a combination format.
- (C) Only certain channel interface combinations are available with the predefined technical specifications packages. These are delineated in the Technical References set forth in (F) following. When a customized channel is requested, all channel interface combinations available with the specified type of service are available with the customized channel.

ACCESS SERVICE

7. Special Access Service (Cont'd)7.1 General (Cont'd)7.1.2 Service Descriptions (Cont'd)

- (D) The optional features and functions available with each type of Special Access Service are described in this section. The optional features and functions information also indicates with which technical specifications packages they are available. Such information is displayed in matrices set forth in 15.2 following with the optional feature or function listed down the left side and the technical specifications package listed across the top.
- (E) The Telephone Company will maintain services installed prior to April 1, 1985, at their existing transmission specifications provided such performance specifications do not exceed the standards listed in this provision. Those services exceeding the standards listed will be maintained at the performance levels specified in this tariff.
- (F) All services installed after April 1, 1985 will conform to the transmission specifications standards contained in this tariff or in the following Technical References for each category of service:

Metallic	TR-NPL-000336
Voice Grade	TR-NPL-000335 PUB 41004, Table 4
Program Audio	PUB 62503 and associated Addendum TR-NPL-000337
Digital Data	PUB 62507 and associated Addendum PUB 62310 TR-NPL-000157
High Capacity	PUB 62508 PUB 62411
SONET Ring	Technical Reference Telcordia GR-253 Issue 3

Issued: December 17, 2015

Effective: January 1, 2016

Vice President, Regulatory and Public Policy
211 Lincoln Street
Roseville, California 95678

ACCESS SERVICE

7. Special Access Service (Cont'd)7.1 General (Cont'd)7.1.3 Service Configurations

There are three types of service configurations over which Special Access Services are provided: two-point service, multipoint service, and self-healing ring configurations (SONET Ring Services).

(A) Two-Point Service

A two-point service connects two customer designated premises, either on a directly connected basis or through a hub where multiplexing functions are performed, or a customer designated premises and a WATS Serving Office (WSO).

Applicable rate elements are:

- Channel Terminations
- Channel Mileage (as applicable)
- Optional Features and Functions (when applicable)

A Special Access Surcharge, as set forth in 7.3 following, may be applicable.

The following diagram depicts a two-point Voice Grade service connecting two Customer Designated Premises (CDP). The service is provided with C-Type conditioning.

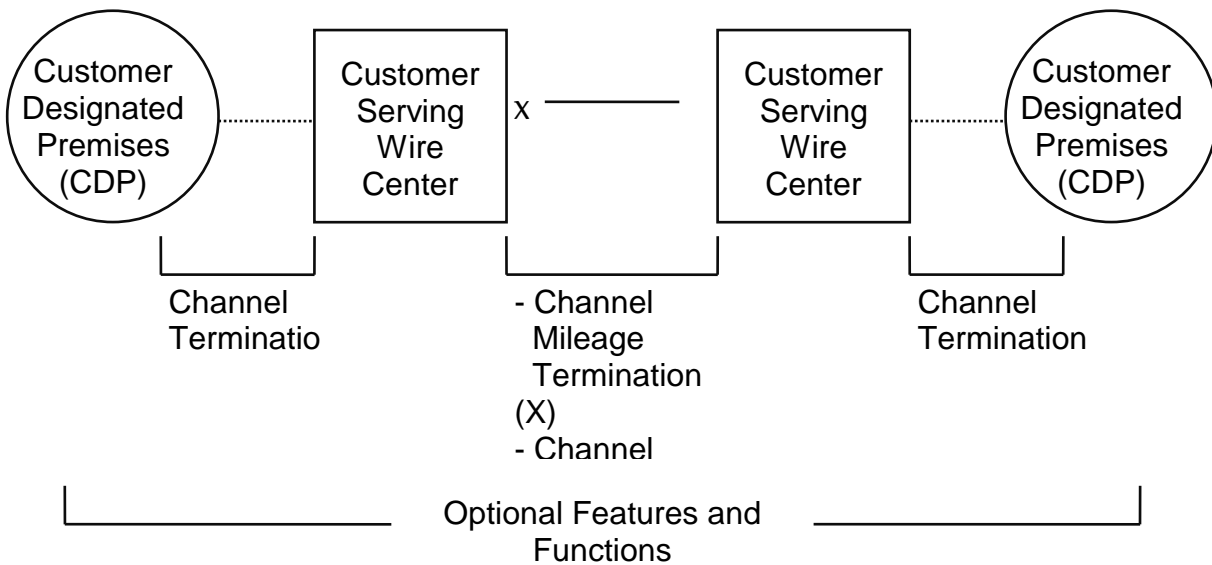
ACCESS SERVICE

7. Special Access Service (Cont'd)

7.1 General (Cont'd)

7.1.3 Service Configurations (Cont'd)

(A) Two-Point Service (Cont'd)



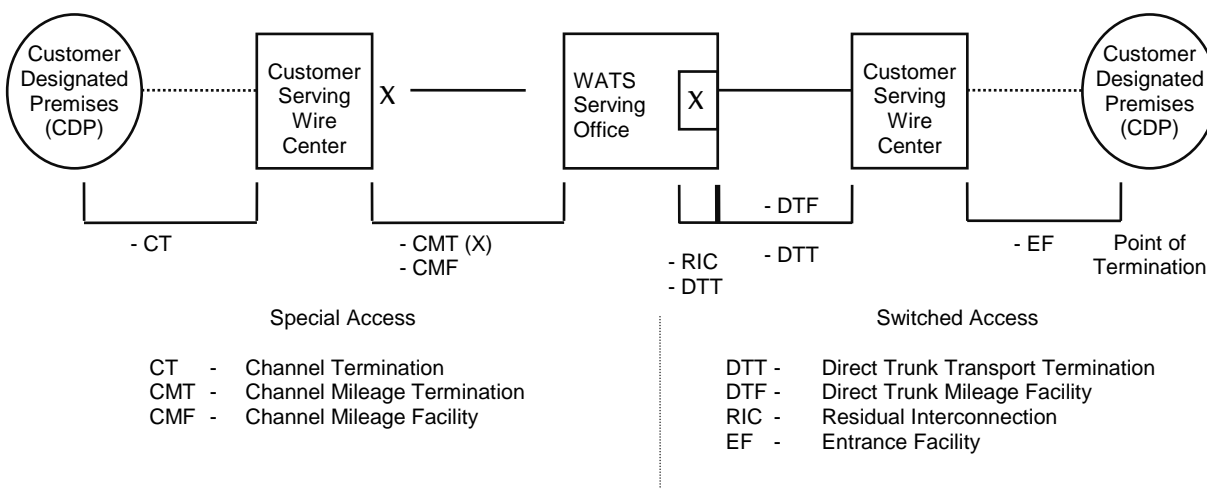
Applicable rate elements are:

- Channel Terminations (applicable one (1) per CDP)
- Cannel Mileage
- 2 Channel Mileage Terminations plus
- 1 section, Channel Mileage Facility per mile
- C-Type Conditioning Optional Feature

ACCESS SERVICE

7. Special Access Service (Cont'd)7.1 General (Cont'd)7.1.3 Service Configurations (Cont'd)(A) Two-Point Service (Cont'd)

The following diagram depicts a two-point Voice Grade service connecting a customer designated premises to a WATS serving office.



Applicable rate elements for Special Access are:

- Channel Termination
- Channel Mileage
- 2 Channel Mileage Terminations plus
- 1 section, Channel Mileage Facility per mile
- Special Access Surcharge*

*May not apply if exemption certification is provided.

Issued: December 17, 2015

Effective: January 1, 2016

Vice President, Regulatory and Public Policy
211 Lincoln Street
Roseville, California 95678

ACCESS SERVICE

7. Special Access Service (Cont'd)7.1 General (Cont'd)7.1.3 Service Configurations (Cont'd)(B) Multipoint Service

Multipoint service connects three or more customer designated premises through one Telephone Company hub. Only certain types of Special Access Service are provided as multipoint service. These are so designated in the descriptions for the appropriate channel.

Multipoint service utilizing a customized technical specifications package, as set forth in 7.1.2 preceding and 15.2 following, will be provided when technically possible. If the Telephone Company determines that the requested characteristics for a multipoint service are not compatible, the customer will be advised and given the opportunity to change the order.

ACCESS SERVICE

7. Special Access Service (Cont'd)7.1 General (Cont'd)7.1.3 Service Configurations (Cont'd)(B) Multipoint Service (Cont'd)

Applicable Rate Elements are:

- Channel Terminations (one per customer designated premises)
- Channel Mileage (as applicable between the serving wire center for each customer designated premises and the hub and between hubs)
- Bridging
- Additional Optional Features and Functions (when applicable).

The Special Access Surcharge, as set forth in 7.3 following, may be applicable.

Example: Voice Grade multipoint service connecting four customer designated premises (CDP) via two customer specified bridging hubs.

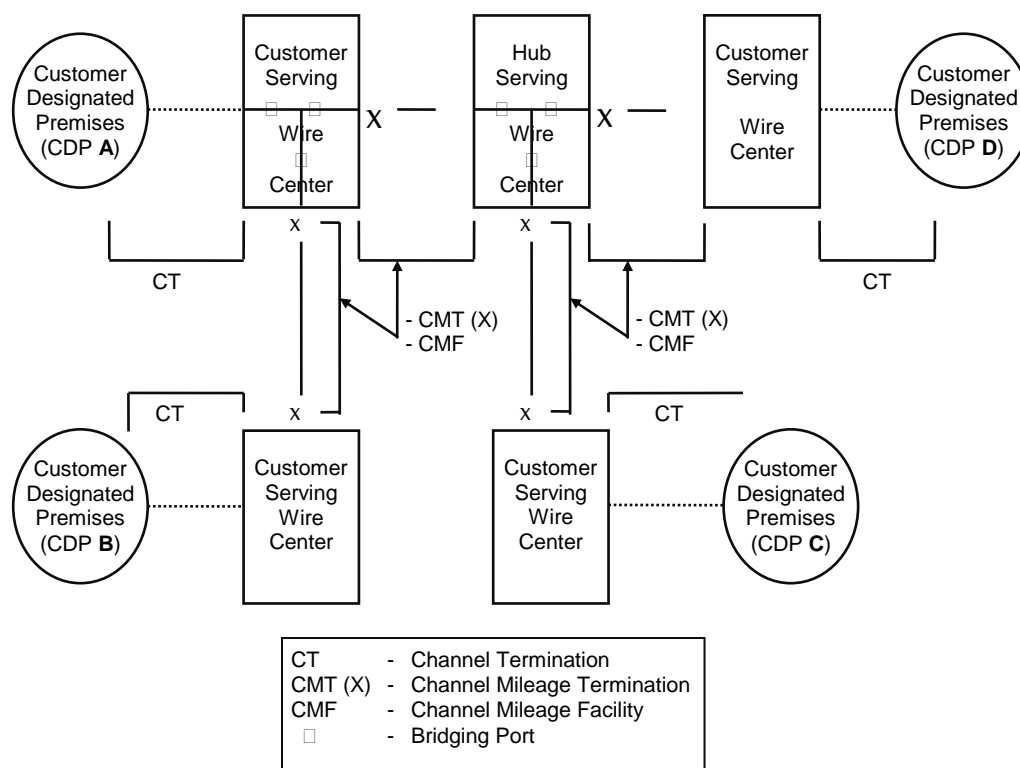
ACCESS SERVICE

7. Special Access Service (Cont'd)

7.1 General (Cont'd)

7.1.3 Service Configurations (Cont'd)

(B) Multipoint Service (Cont'd)



Applicable rate elements are:

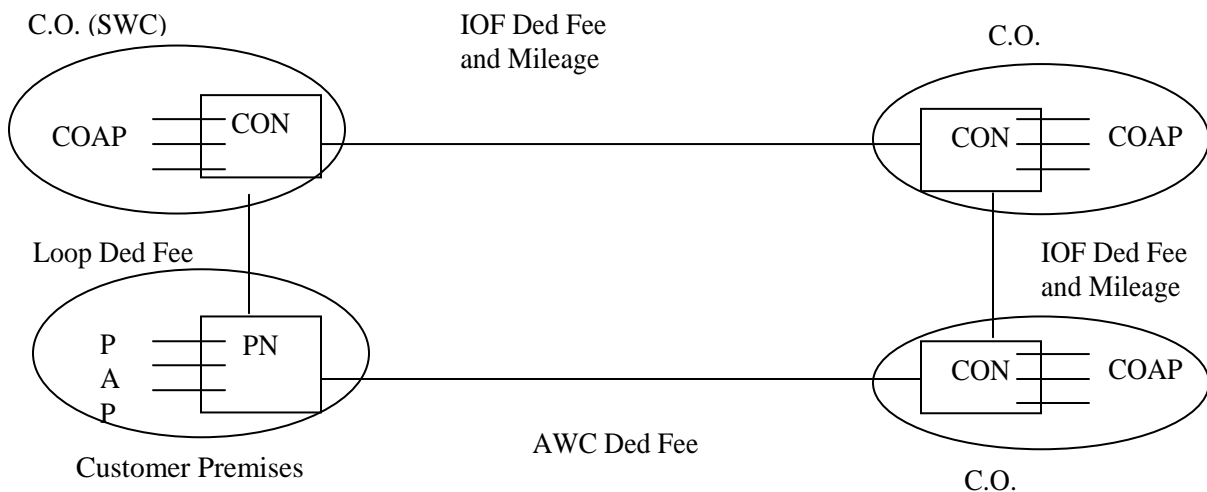
- Channel Terminations (4 applicable)
- Channel Mileage
 - 2 Channel Mileage Terminations per Channel Mileage Facility section for a total of 8 plus
 - 4 sections, Channel Mileage Facility per mile
- Bridging Optional Feature (6 applicable, i.e., each bridge port)

ACCESS SERVICE

7. Special Access Service (Cont'd)7.1 General (Cont'd)7.1.3 Service Configurations (Cont'd)(C) SONET Ring Services: Dedicated Ring Service.

The ring interconnects Telephone Company central offices or customer premises or combinations of both. The rings may interconnect to other Special Access Services. The customer subscribes to the full bandwidth capacity of the ring and designates the location and number of nodes. A node aggregates lower bandwidth capacities onto the ring facility.

Rings are defined through use of interoffice or loop facilities in connecting CO Nodes and Premises Nodes. Dedicated rings may be configured using interoffice facilities connecting CO Nodes or using loop facilities connecting one or more Premises Nodes to a CO Node in a serving wire center. Dedicated rings may also be configured using both loop and interoffice facilities connecting one or more Premises Nodes to multiple CO Nodes.

Legend:

PAP
PN
Loop Ded Fee
CON
COAP
IOF Ded Fee
Mileage
AWC Ded Fee

Rate Elements:

Premises Access Port
Premises Node
Dedicated Ring Fee – Local Loop
Central Office Node
Central Office Access Port
Dedicated Ring Fee – Interoffice
Mileage – Dedicated Ring
Dedicated Ring Fee – Alternate Wire Center

Issued: December 17, 2015

Effective: January 1, 2016

Vice President, Regulatory and Public Policy
211 Lincoln Street
Roseville, California 95678

ACCESS SERVICE

7. Special Access Service (Cont'd)7.1 General (Cont'd)7.1.3 Service Configurations (Cont'd)(D) SONET Ring Services: Circuit Service.

SONET Ring Services may be connected to other Special Access Services for circuit service connections. Channel Terminations are used to connect a customer's premise to the Central Office Access Ports of a Ring. Circuit Service Miles are used to connect other Special Access Services or other SONET Rings to the Central Office Access Ports of a Ring. Channel Mileage Terminations do not apply at the point of connection between SONET Ring Services and other Special Access Services.

ACCESS SERVICE

7. Special Access Service (Cont'd)7.1 General (Cont'd)7.1.4 Alternate Use

Alternate Use occurs when a service is arranged by the Telephone Company so that the customer can select different types of transmission at different times. A customer may use a service in any privately beneficial manner. However, where technical or engineering changes are required to effectuate an alternate use, the Telephone Company will make such special arrangements available on an individual case basis.

The arrangement required to transfer the service from one operation to the other (i.e., the transfer relay and control leads) will be rated and provided on an individual case basis and filed in Section 12, following, Specialized Service or Arrangements. The customer will pay the stated tariff rates for the Access Service rate elements for the service ordered [i.e., Channel Terminations, Channel Mileage (as applicable) and Optional Features and Functions (if any)].

7.1.5 Special Facilities Routing

A customer may request that the facilities used to provide Special Access Service be specially routed. The regulations, rates and charges for Special Facilities Routing (i.e., Avoidance, Diversity and Cable-Only) are set forth in Section 11. following.

7.1.6 Design Layout Report

At the request of the customer, the Telephone Company will provide to the customer the make-up of the facilities and services provided under this tariff as Special Access Service to aid the customer in designing its overall service. This information will be provided in the form of a Design Layout Report. The Design Layout Report will be provided to the customer at no charge, and will be reissued or updated whenever these facilities are materially changed.

ACCESS SERVICE

7. Special Access Service (Cont'd)

|

7.1 General (Cont'd)7.1.7 Acceptance Testing

At no additional charge, the Telephone Company will, at the customer's request, cooperatively test the following at the time of installation:

- (A) For Voice Grade analog services, the acceptance test will include tests for loss, 3-tone slope, DC continuity, operational signaling, C-notched noise, and C-message noise when these parameters are applicable and specified in the order of service. Additionally, for Voice Grade services, a balance (improved loss) test will be made if the customer has ordered the improved loss optional feature.
- (B) For other analog services (i.e., Metallic and Program Audio) and for digital services (i.e., Digital Data and High Capacity), acceptance tests will include tests applicable to the service as specified by the customer in the order for service.

In addition to the above tests, Additional Cooperative Acceptance Testing for Voice Grade service to test other parameters, as described in 13.3.1(B) following, is available at the customer's request. All test results will be made available to the customer upon request.

ACCESS SERVICE

7. Special Access Service (Cont'd)7.1 General (Cont'd)7.1.8 Ordering Options and Conditions

Special Access Service is ordered under the Access Order provisions set forth in Section 5 preceding. Also included in that section are other charges which may be associated with ordering Special Access Service (e.g., Service Date Change Charges, Cancellation Charges, etc.).

7.2 Rate Regulations

This section contains the specific regulations governing the rates and charges that apply for Special Access.

7.2.1 Rate Categories

There are four basic rate categories which apply to Special Access Service:

- Channel Terminations (described in 7.2.1(A) following)
- Channel Mileage (described in 7.2.1(B) following)
- Optional Features and Functions (described in 7.2.1(C) following)
- SONET Ring Services (described in 7.2.9 following)

(A) Channel Termination

The Channel Termination rate category recovers the costs associated with the communication path between a customer designated premises and the serving wire center of that premises, including costs associated with intrabuilding circuits. Included as part of the Channel Termination is a standard channel interface arrangement which defines the technical characteristics associated with the type of facilities to which the access service is to be connected at the Point of Termination (POT) and the type of signaling capability, if any. The signaling capability is provided as an optional feature as set forth in (C) following. One Channel Termination charge applies per customer designated premises at which the channel is terminated. This charge will apply even if the customer designated premises and the serving wire center are collocated in a Telephone Company building.

ACCESS SERVICE

7. Special Access Service (Cont'd)7.2 Rate Regulations (Cont'd)7.2.1 Rate Categories (Cont'd)(B) Channel Mileage

The Channel mileage rate category recovers the costs associated with the end office equipment and the transmission facilities between the serving wire centers associated with two customer designated premises, between a serving wire center associated with a customer designated premises and a Telephone Company hub or between two Telephone Company hubs. Channel Mileage rates are made up of the Channel Mileage Facility rate and the Channel Mileage Termination rate.

(1) Channel Mileage Facility

The Channel Mileage Facility rate recovers the per mile cost for the transmission path which extends between the Telephone Company serving wire centers and/or hub(s).

ACCESS SERVICE

7. Special Access Service (Cont'd)7.2 Rate Regulations (Cont'd)7.2.1 Rate Categories (Cont'd)(B) Channel Mileage (Cont'd)(2) Channel Mileage Termination

The Channel Mileage Termination rate recovers the cost for end office equipment associated with terminating the facility (i.e., basic circuit equipment and terminations at serving wire centers and hubs). The Channel Mileage Termination rate will apply at the serving wire center(s) for each customer designated premises and Telephone Company hub where the channel is terminated.

The Channel Mileage Termination rate recovers a portion of the costs of the circuit equipment that is necessary for the termination of each end of the Channel Mileage Facility.

When the Channel Mileage Facility is zero (i.e., collocated serving wire centers), the Channel Mileage Facility rate will not apply.

(C) Optional Features and Functions

The Optional Features and Functions rate category recovers the costs associated with optional features and functions which may be added to a Special Access Service to improve its quality or utility to meet specific communications requirements. These are not necessarily identifiable with specific equipment, but rather represent the end result in terms of performance characteristics which may be obtained. These characteristics may be obtained by using various combinations of equipment. Although the equipment necessary to perform a specified function may be installed at various locations along the path of the service, they will be charged for as a single rate element.

ACCESS SERVICE

7. Special Access Service (Cont'd)7.2 Rate Regulations (Cont'd)7.2.1 Rate Categories (Cont'd)(C) Optional Features and Functions (Cont'd)

Examples of Optional Features and Functions that are available include, but are not limited to, the following:

- Signaling Capability
- Conditioning
- Transfer Arrangements

A hub is a Telephone Company designated serving wire center at which bridging or multiplexing functions are performed. The bridging functions performed are to connect three or more customer designated premises in a multipoint arrangement. The multiplexing functions are to channelize analog or digital facilities to individual services requiring a lower capacity or bandwidth. NATIONAL EXCHANGE CARRIER ASSOCIATION, INC. TARIFF F.C.C. NO. 4 identifies serving wire centers, hub locations and the type of bridging or multiplexing functions available.

ACCESS SERVICE

7. Special Access Service (Cont'd)7.2 Rate Regulations (Cont'd)7.2.1 Rate Categories (Cont'd)(C) Optional Features and Functions (Cont'd)

Descriptions for each of the available Optional Features and Functions are set forth in 7.4 through 7.8 following.

7.2.2 Types of Rates and Charges

There are three types of rates and charges. These are monthly rates, daily rates and nonrecurring charges. The rates and charges are described as follows:

(A) Monthly Rates

Monthly rates are recurring rates that apply each month or fraction thereof that a Special Access Service is provided. For billing purposes, each month is considered to have 30 days.

(B) Daily Rates

Daily rates are recurring rates that apply to each 24 hour period or fraction thereof that a Program Audio Service is provided for part time use. For purposes of applying daily rates, the 24 hour period is not limited to a calendar day.

Program Audio Service provided within a consecutive 30 day period will be charged the daily rate, not to exceed the monthly rate. For each day or partial day after a consecutive 30 day period of service, a charge equal to 1/30th of the monthly rate shall apply.

ACCESS SERVICE

7. Special Access Service (Cont'd)7.2 Rate Regulations (Cont'd)7.2.2 Types of Rates and Charges (Cont'd)(C) Nonrecurring Charges

Nonrecurring charges are one-time charges that apply for specific work activity (i.e., installation or change to an existing service). The types of nonrecurring charges that apply for Special Access Service are: installation of service, installation of optional features and functions, and service rearrangements. These charges are in addition to the Access Order Charge as specified in 17.3.1 following.

(1) Installation of Service

Nonrecurring charges apply to each service installed. The nonrecurring charges for the installation of service are set for each channel type as a nonrecurring charge for the Channel Termination.

(2) Installation of Optional Features and Functions

When optional features and functions are installed coincident with the initial installation of service, no separate nonrecurring charge is applicable. When optional features and functions are installed or changed subsequent to the installation of service, an Access Order Charge as specified in 17.3.1 following will apply per order.

ACCESS SERVICE

7. Special Access Service (Cont'd)7.2 Rate Regulations (Cont'd)7.2.2 Types of Rates and Charges (Cont'd)(C) Nonrecurring Charges (Cont'd)(3) Service Rearrangements

Service rearrangements are changes to existing (installed) services which may be administrative only in nature, as set forth following, or that involve actual physical change to the service. Changes to pending orders are set forth in 5.4, preceding.

Changes in the physical location of the point of termination or customer designated premises are moves as set forth in 7.2.3 following.

Changes in the type of Service or Channel Termination which result in a change of the minimum period requirement will be treated as a discontinuance of the service and an installation of a new service.

Changes in ownership or transfer of responsibility from one customer to another will be treated as a discontinuance of the service and an installation of a new service. In the event the change in ownership or transfer of responsibility is as set forth in 2.1.2(A), preceding where there is no change in facilities or arrangements, the change will be treated as an administrative change.

ACCESS SERVICE

7. Special Access Service (Cont'd)7.2 Rate Regulations (Cont'd)7.2.2 Types of Rates and Charges (Cont'd)(C) Nonrecurring Charges (Cont'd)(3) Service Rearrangements (Cont'd)

Administrative changes will be made without charge(s) to the customer. Administrative are changes are as follows:

- Change of customer name,
- Change of customer or customer's end user premises address when the change of address is not a result of physical relocation of equipment,
- Change in billing data (name, address, or contact name or telephone number),
- Change of agency authorization
- Change of customer circuit identification,
- Change of billing account number,
- Change of customer test line number,
- Change of customer or customer's end user contact name or telephone number, and
- Change of jurisdiction.

All other service rearrangements will be charged for as follows:

- If the change involves the addition of other customer designated premises to an existing service, the nonrecurring charge for the channel termination rate element will apply. The charge(s) will apply only for the location(s) that is being added. The charge(s) will be in addition to an Access Order Charge as set forth in 17.3.1

ACCESS SERVICE

7. Special Access Service (Cont'd)7.2 Rate Regulations (Cont'd)7.2.2 Types of Rates and Charges (Cont'd)(C) Nonrecurring Charges (Cont'd)(3) Service Rearrangements (Cont'd)

being added. The charge(s) will be in addition to an Access Order Charge as set forth in 17.3.1

- If the change involves the addition of an optional feature or function, or
- If the change involves changing the type of signaling on a Voice Grade service, and for all other changes, the Access Order Charge as set forth in 17.3.1 following will apply.

7.2.3 Moves

A move involves a change in the physical location of one of the following:

- The Point of Termination at the customer's premises
- The customer's premises

ACCESS SERVICE

7. Special Access Service (Cont'd)7.2 Rate Regulations (Cont'd)7.2.3 Moves (Cont'd)

The charges for the move are dependent on whether the move is to a new location within the same building or to a different building.

(A) Moves Within the Same Building

When the move is to a new location within the same building, the charge for the move will be an amount equal to one half of the nonrecurring (i.e., installation) charge for the service termination affected. There will be no change in the minimum period requirements. This charge is in addition to the Access Order Charge as specified in 17.3.1 following.

(B) Moves To a Different Building

Moves to a different building will be treated as a discontinuance and start of service and all associated nonrecurring charges will apply. New minimum period requirements will be established for the new services. The customer will also remain responsible for satisfying all outstanding minimum period charges for the discontinued service.

7.2.4 Minimum Periods

The minimum service period for all services except Program Audio, DS3 services and SONET Ring Services is one month and the full monthly rate will apply to the first month. Adjustments for the quantities of services established or discontinued in any billing period beyond the minimum period are as set forth in 2.4.1(F) preceding. The minimum service period for Program Audio services is a continuous 24-hour period, not limited to a calendar day.

ACCESS SERVICE

7. Special Access Service (Cont'd)7.2 Rate Regulations (Cont'd)7.2.4 Minimum Periods (Cont'd)

The minimum period for DS3 or DS3x3 service is a one-year Rate Stability Payment Plan.

The minimum period for DS3x12 service is a one-year Rate Stability Payment Plan.

The minimum period for SONET Ring Services is a 3-year Rate Stability Payment Plan.

7.2.5 Mileage Measurement

The mileage to be used to determine the monthly rate for the Channel Mileage Facility is calculated on the airline distance between the locations involved, i.e.,

- the serving wire centers associated with two customer designated premises,
- a serving wire center associated with a customer designated premises and a Telephone Company hub,
- two Telephone Company hubs,
- or between the serving wire center associated with a customer designated premises and a WATS Serving Office.

The serving wire center associated with a customer designated premises is the serving wire center from which this customer designated premises would normally obtain dial tone.

Mileage charges are shown with each channel type. To determine the rate to be billed, first compute the mileage using the V&H coordinates method, as set forth in the NATIONAL EXCHANGE CARRIER ASSOCIATION, INC. TARIFF F.C.C. NO. 4, then multiply the resulting number of miles times the Channel Mileage Facility per mile rate, and add the Channel Mileage Termination rate for each termination. When the calculation results in a fraction of a mile, always round up to the next whole mile before determining the mileage and applying the rates. When more than one Telephone Company is involved in the provision of service, billing will be accomplished as set forth in 2.4.7 preceding.

ACCESS SERVICE

7. Special Access Service (Cont'd)7.2 Rate Regulations (Cont'd)7.2.5 Mileage Measurement (Cont'd)

When hubs are involved, mileage is computed and rates are applied separately for each section of the Channel Mileage, i.e.,

- customer designated premises serving wire center to hub,
- hub to hub and/or
- hub to customer designated premises serving wire center.

However, when any service is routed through a hub for purposes other than customer specified bridging or multiplexing (e.g., the Telephone Company chooses to so route for test access purposes), rates will be applied only to the distance calculated between the serving wire centers associated with the customer designated premises.

See the service configuration example for multipoint service as set forth in 7.1.3(B) preceding.

7.2.6 Facility Hubs

A customer has the option of ordering Voice Grade service or High Capacity services (i.e., DS1, DS1C, DS2, DS3 or DS4) to a facility hub for channelizing to individual services requiring lower capacity facilities (e.g., Voice, Program Audio, etc.).

Different locations may be designated as hubs for different facility capacities, e.g., multiplexing from digital to digital may occur at one location while multiplexing from digital to analog may occur at a different location. When placing an Access Order the customer will specify the desired hub.

ACCESS SERVICE

7. Special Access Service (Cont'd)7.2 Rate Regulations (Cont'd)7.2.6 Facility Hubs (Cont'd)

NATIONAL EXCHANGE CARRIER ASSOCIATION, INC. TARIFF F.C.C. NO. 4 identifies serving wire centers, hub locations and the type of multiplexing functions available.

Some of the types of multiplexing available include the following:

- from higher to lower bit rate
- from higher to lower bandwidth
- from high capacity to voice frequency channels.

Point to point services may be provided on channels of these services to a hub. The transmission performance for the point to point service provided between customer designated premises will be that of the lower capacity or bit rate. For example, when a 1.544 Mbps channel is multiplexed to voice frequency channels, the transmission performance of the channelized services will be Voice Grade, not High Capacity.

The Telephone Company will commence billing the monthly rate for the service to the hub on the date specified by the customer on the Access Order. Individual channels utilizing these services may be installed coincident with the installation of the service to the hub or may be ordered and/or installed at a later date, at the option of the customer. The customer will be billed for a Voice Grade or a High Capacity Channel Termination, Channel Mileage (when applicable), and the multiplexer at the time the service is installed.

ACCESS SERVICE

7. Special Access Service (Cont'd)7.2 Rate Regulations (Cont'd)7.2.6 Facility Hubs (Cont'd)

Individual service rates (by service type) will apply for a Channel Termination and additional Channel Mileage (as required) for each channelized service. These will be billed to the customer as each individual service is installed.

Cascading multiplexing occurs when a High Capacity service is de-multiplexed to provide channels with a lesser capacity and one of the lesser capacity channels is further de-multiplexed. For example, a 6.312 Mbps High Capacity service is de-multiplexed to four DS1 channels and then one of the DS1 channels is further de-multiplexed to 24 individual Voice Grade channels.

When cascading multiplexing is performed, whether in the same or a different hub, a charge for the additional multiplexing unit also applies.

The Telephone Company will designate hubs for Program Audio Service. Full-time or part-time service may be provided between customer designated premises or between a customer designated premises and a hub and billed accordingly at the monthly rates set forth in 17.2.4 following for a Channel Termination, Channel Mileage and Optional Features and Functions, as applicable. When the service is ordered to a hub, the customer may order a full-time or part-time Video and Program Audio services as needed between that hub and additional customer designated premises. The rate elements required to provide the part-time service (i.e., Channel Termination, Channel Mileage and Optional Features and Functions, as applicable) will be billed at daily rates for the duration of the service requested.

ACCESS SERVICE

7. Special Access Service (Cont'd)7.2 Rate Regulations (Cont'd)7.2.7 Mixed Use Digital High Capacity and SONET Ring Services

Mixed use refers to a rate application applicable only when Special Access Service and Switched Access Service are provided over the same High Capacity or SONET Ring Services facilities through a common interface. If the customer has Switched Access Service and subsequently orders derived channels as Special and Switched Access Service, rates and charges will apply as if the service were ordered as mixed use.

Except as noted above, the facility will be ordered, provided and rated as Special Access Service (i.e., Channel Termination, Channel Mileage, as appropriate, and Multiplexing Arrangement). The nonrecurring charge that applies when the mixed use facility is installed will be the nonrecurring charge associated with the appropriate Special Access Service. Rating as Special Access will continue until such time as the customer chooses to use a portion of the available capacity for Switched Access Service. Individual service (i.e., Switched or Special Access) nonrecurring charges will not apply to the individual channels of the mixed use facility.

When Special Access Service is provided utilizing a channel of the mixed use facility to a hub, High Capacity rates and charges will apply for the facility to the hub, as set forth preceding, and individual service rates and charges will apply from the hub to the customer designated premises. The rates and charges that will apply to the portion from the hub to the customer designated premises will be dependent on the specific type of Special Access Service that is provided (e.g., Voice Grade, Program Audio, etc.). The applicable rates and charges will include a Channel Termination and Channel Mileage, if applicable. Rates and charges for optional features and functions associated with the service, if any, will apply for the appropriate channel type.

ACCESS SERVICE

7. Special Access Service (Cont'd)7.2 Rate Regulations (Cont'd)7.2.7 Mixed Use Analog and Digital High Capacity Services (Cont'd)

As each individual channel is activated for Switched Access Service, the Special Access rates will be reduced accordingly (e.g., 1/24th for a DS1 service, 1/672nd for DS3 service, etc.) except where that channel is utilized in conjunction with CCS/SS7 Interconnection Service.

Switched Access Service rates and charges, as set forth in 17.1 following, will apply for each channel that is used to provide a Switched Access Service. Additionally, the Switched Access Service Entrance Facility, Direct Trunked Transport, and Multiplexing charges, if applicable, will be reduced by multiplying their respective rates by the ratio of derived Switched Access Service Channels to the total number of Voice Grade channels that can be derived.

The customer must place an order for each individual Switched or Special Access Service utilizing the Mixed Use Facilities and specify the channel assignment for each such service.

7.2.8 DS3 High Capacity Service

- (A) Rates and Charges for DS3, DS3x3 and DS3x12 service are not offered on a month-to-month basis.
- (B) Minimum periods for DS3 services are twelve months and applies as set forth in Section 5.5.1 and 5.5.3 preceding.

ACCESS SERVICE

7. Special Access Service (Cont'd)7.2 Rate Regulations (Cont'd)7.2.8 DS3 High Capacity Service (Cont'd)(C) Rate Stability Payment Plans

Rates and Charges for DS3 and DS3x3 service are offered with a 1-, 3- or 5-year Rate Stability Payment Plan. DS3x12 service is offered with a 1-, 2-, 3- or 5-year Rate Stability Payment Plan.

See rate regulations for Vintage Rates for Rate Stability Plans in (H) following.

The customer has the option to order a Rate Stability Payment Plan for each individual DS3 service hubbed with a DS3 or DS3x3 service at the equivalent or lower Rate Stability Payment Plan period as the DS3, DS3x3 or DS3x12 service.

(D) Termination Liability Charges for Stability Payment Plans

Minimum Periods for DS3, DS3x3 and DS3x12 High Capacity service apply as set forth in 7.2.4 preceding.

For Rate Stability Payment Plans (i.e., 1-, 2-, 3-, and 5-year plans) discontinued prior to the end of their Payment Plan period, the Termination Liability Charges will apply as follows:

For the Rate Stability Payment Plans discontinued prior to the end of the first year of the Rate Stability Payment Plan period, the customer will be liable for 75% of the total monthly charges for the unexpired portion of the first year of service. In addition, the customer will be liable for 70% of the second year, 60% of the third year, 50% of the fourth year and 40% of the fifth year, of the total monthly charges for the remaining portion of the Rate Stability Payment Plan.

ACCESS SERVICE

7. Special Access Service (Cont'd)7.2 Rate Regulations (Cont'd)7.2.8 DS3 High Capacity Service (Cont'd)(D) Termination Liability Charges for Stability Payment Plans (Cont'd)

For Rate Stability Payment Plans discontinued beyond the first year of the Rate Stability Payment Plan period, the customer will be liable for 70% of the total monthly charges for the next 12 month period of the Rate Stability Payment Plan, 60% for the 13th through 24 months of the Rate Stability Payment Plan period, 50% for the 25th through 36 months and 40% for the 37th through 48 months, as applicable, for the remaining portion of the Rate Stability Payment Plan period.

(E) Renewal Plan for Rate Stability Payment Plans

At the end of the Rate Stability Payment Plan, the customer may renew, for any Rate Stability Payment Plan, in effect, without a new nonrecurring charge being applied, as long as the physical serving arrangement is not changed, or the customer may continue service at the original rate, on a month-to-month basis, up to one full year after the original Rate Stability Payment Plan ends.

(F) Change of Rate Stability Payment Plans

At any time a customer has the option to change their current payment plan to an equivalent or longer payment plan (i.e., 1 year to 3 year) without any Termination Liability Charges applicable to the current Rate Stability Payment Plan and without new nonrecurring charges applicable to the new equivalent or longer payment plan, as long as all other aspects of the service and facilities remain unchanged. In addition, the new equivalent or longer Rate Stability Payment Plan the customer chooses begins on the service order completion date and is treated as a new Rate Stability Payment Plan period.

ACCESS SERVICE

7. Special Access Service (Cont'd)7.2 Rate Regulations (Cont'd)7.2.8 DS3 High Capacity Service (Cont'd)(F) Change of Rate Stability Payment Plans (Cont'd)

Customers may change to a shorter Rate Stability Payment Plan by paying the associated Termination Liability Charges with the original Rate Stability Payment Plan. The rates that will apply will be the current rates in effect for the Rate Stability Payment Plan ordered. However, no new nonrecurring charges will apply.

(G) Upgrades to DS3x3 and DS3x12 Services Provided Through Rate Stability Payment Plans

Customers may at any time, upgrade any DS3 service to a greater DS3 service, i.e., DS3 to DS3x12, at the same premises without incurring the DS3 Termination Liability Charge providing that an equivalent or longer period than the original Rate Stability Payment Plan period is selected. All appropriate upgrade, i.e., DS3x12 rates and charges will apply (i.e., Recurring, Nonrecurring and Termination Liability Charges).

(H) Vintage Rates for Rate Stability Payment Plan

Rate Stability Payment Plan (RSPP) Vintage Rates are those rates that apply to existing services provided under an RSPP term in the event the Telephone Company initiates a rate increase. Vintage rates as set forth in Section 17 following are classified as vintage because the Telephone Company ensures that rates provided under an RSPP term will not be increased by the Telephone Company throughout the Customer's RSPP term.

RSPP vintage rates will apply until the customer's existing RSPP term expires, the service is terminated by the customer or the currently effective RSPP rates are reduced to a level below a customer's vintage rates. Other customer modifications, other than termination, that cause a new rate or RSPP term to be established will result in the service becoming non-vintage and the rates as specified in Section 17.1.2 and 17.2.5 will apply.

ACCESS SERVICE

7. Special Access Service (Cont'd)7.2 Rate Regulations (Cont'd)7.2.9 SONET Ring Services

(A) 3- and 5-Year Rate Stability Payment Plans and Termination Liability Charges.

The Telephone Company provides 3- or 5-year (term) Rate Stability Payment Plans (RSPP) for the dedicated ring configuration. The RSPP allows the customer to order service at rates commensurate with the length of the term. If rates decrease during a RSPP term, the new rate, if it is lower, would automatically apply to the remainder of the fixed term. At the end of the RSPP, the customer may order a new Rate Stability Payment Plan, terminate service or, if no choice is made, the service will convert to monthly rates corresponding to the equivalent term just expired, subject to any future rate changes. If a customer does not complete the time period or term of the RSPP, Termination Liability Charges will apply, unless exceptions are met as listed below.

If a customer chooses to discontinue the Rate Stability Payment Plan prior to the completion of the term period, termination liabilities will apply.

For Rate Stability Payment Plans discontinued prior to the end of the first year of the Rate Stability Payment Plan period the customer's Termination Liability Charge will be 75% of the total monthly charges on the unexpired portion of the first year of service. In addition, the customer will be liable for 60% of the second year, 50% of the third year, 20% of the fourth year and 15% of the fifth year of the total monthly charges for the remaining portion of the Rate Stability Payment Plan Period.

ACCESS SERVICE

7. Special Access Service (Cont'd)7.2 Rate Regulations (Cont'd)7.2.9 SONET Ring Services (Cont'd)

(A) (Cont'd)

For Rate Stability Payment Plans disconnected after the end of the first year of service, the customer will be liable for payments for the unused portion of the RSPP. The Terminating Liability Charge will be calculated based upon a percentage of monthly payments remaining in the RSPP. Percentages of monthly payments due for unused service are: 60% for year two, 50% for year three, 20% for year four and 15% for year five, (e.g. a customer disconnecting after using fourteen months of a five year plan would owe: 10 months at 60%, 12 months at 50%, 12 months at 20% and 12 months at 15%).

(B) Upgrades of SONET Ring Services to higher speed services.

Customers may at any time upgrade to a higher speed service (e.g., SRS OC12 to SRS OC48), without incurring the Termination Liability Charge, providing the following criteria are met:

- The expiration date for the new Rate Stability Payment Plan term is beyond the end of the original Rate Stability Payment Plan term;
- No lapse in service occurs;
- Nonrecurring Charges will apply, when applicable;
- The monthly rates for the new service will be those rates in effect at the time the new service is installed;
- The new service is provided between the same customer locations and with the same customer of record as the disconnected service;
- The billed recurring revenue for the new service is equal to or greater than the billed recurring revenue remaining in the service being converted; and

ACCESS SERVICE

7. Special Access Service (Cont'd)7.2 Rate Regulations (Cont'd)7.2.9 SONET Ring Services (Cont'd)

(B) (Cont'd)

- Spare facilities and equipment must be available or a nonrecurring upfront payment, which is a special construction charge, may apply.

(C) Renewal of SONET Ring Services Rate Stability Payment Plans.

At the end of the term of a RSPP the customer may renew its RSPP without incurring the payment of a Nonrecurring Charge, if the physical serving arrangement is not changed. If a plan is not renewed, service will continue on a month-to-month basis with the rates as specified in 17.2.8.

With an increase in bandwidth capacity and no change in locations receiving service, the customer can forgo payment of existing Terminating Liability Charges. New Terminating Liability Charges based on the term of service chosen will apply for the new Rate Stability Payment Plan chosen by the customer.

ACCESS SERVICE

7. Special Access Service (Cont'd)7.2 Rate Regulations (Cont'd)7.2.9 SONET Ring Services (Cont'd)

(D) Change of SONET Ring Services Rate Stability Payment Plan.

The customer also has the option to change the current payment plan to an equivalent or longer payment plan (e.g., change from 3-year to 5-year) without incurring the Termination Liability Charge applicable to the current Rate Stability Payment Plan or new Nonrecurring Charges applicable to the new equivalent or longer payment plan, if other aspects of the service and facilities remain unchanged. The new equivalent or longer Rate Stability Payment Plan of the customer begins on the service order completion date and is treated as a new Rate Stability Payment Plan period. Customers may change to a shorter Rate Stability Payment Plan by paying the associated Termination Liability Charges with the original Rate Stability Payment Plan. The rates that will apply will be the current rates in effect for the Rate Stability Payment Plan ordered. However, no new Nonrecurring Charges will apply.

(E) SONET Multiplexing

There is no multiplexing arrangement available for SONET Ring Services.

(F) Protected Services

Within the Telephone Company's network, SONET services are protection switched. The provisioning of premises access ports is a non-protected drop (i.e., one pair of fibers at the network interface).

ACCESS SERVICE

7. Special Access Service (Cont'd)7.3 Surcharge for Special Access Service7.3.1 General

Special access services provided under this tariff may be subject to the monthly Special Access Surcharge.

7.3.2 Application

- (A) The Special Access Surcharge will apply to each interstate Special Access Service that terminates on an end user's PBX or other device, where through a function of the device, the Special Access Service interconnects to the local exchange network. Interconnection functions include, but are not limited to, wiring and software functions, bridging, switching or patching of calls or stations. The Surcharge will apply irrespective of whether the interconnection function is performed in equipment located at the customer's premises or in a Centrex CO-type switch.
- (B) Special Access Service will be exempted from the Surcharge by the Telephone Company upon receipt of the customer's written certification for the following Special Access Service terminations:
 - (1) an open-end termination in a Telephone Company switch of an FX line, including CCSA and CCSA- equivalent ONALs; or
 - (2) an analog channel termination that is used for radio or television program transmission; or
 - (3) a termination used for TELEX service; or
 - (4) a termination that by the nature of its operating characteristics could not make use of Telephone Company common lines such as, terminations which are restricted through hardware or software; or

ACCESS SERVICE

7. Special Access Service (Cont'd)7.3 Surcharge for Special Access Service (Cont'd)7.3.2 Application (Cont'd)

(B) (Cont'd)

- (5) a termination that interconnects either directly or indirectly to the local exchange network where the Special Access Service accesses only FGA and no local exchange lines, or Special Access Service between customer points of termination, or Special Access Service connecting CCSA or CCSA-type equipment (inter-machine trunks); or
- (6) a termination that the customer certifies to the Telephone Company is not connected to a PBX or other device which interconnects the Special Access Service to a local exchange subscriber line.

7.3.3 Exemption of Special Access Service

- (A) Special Access Services which are terminated as set forth in 7.3.2(B) preceding will be exempted from the Special Access Surcharge if the customer provides the Telephone Company with written exemption certification. The certification may be provided to the Telephone Company as follows:
 - at the time the Special Access Service is ordered or installed;
 - at such time as the service is reterminated to a device which does not interconnect the service to local exchange facilities; or

ACCESS SERVICE

7. Special Access Service (Cont'd)7.3 Surcharge for Special Access Service (Cont'd)7.3.3 Exemption of Special Access Service (Cont'd)

- (B) The exemption certification is to be provided by the customer ordering the service. The certification must be signed by the customer or authorized representative and include the category of exemption, as set forth in 7.3.2(B) preceding, for each termination, and the date which the exemption is effective.
- (C) The customer shall also notify the Telephone Company when an exempted Special Access Service is changed or reterminated such that the exemption is no longer applicable.
- (D) The Telephone Company will work cooperatively with the customer to resolve any questions regarding the exemption certification. In addition, the Telephone Company may withhold exemption of the service until the questions are resolved.

7.3.4 Rate Regulation

- (A) The surcharge will apply as set forth in 7.3.2(A) preceding, except that a surcharge will be assessed on a per voice grade equivalent basis for Special Access Services derived from High Capacity Special Access Services as illustrated in the following example:

<u>Special Access Service</u>	<u>Voice Grade Equivalent</u>		<u>Surcharge</u>		<u>Monthly Charge</u>
DS1	24	x	\$25	=	\$600.00

ACCESS SERVICE

7. Special Access Service (Cont'd)7.3 Surcharge for Special Access Service (Cont'd)7.3.4 Rate Regulation (Cont'd)

(A) (Cont'd)

The preceding example illustrates the maximum number of surcharges applicable to a DS1. If the customer claims exemption(s) as set forth in 7.3.3 preceding or, is not utilizing all available voice grade equivalents and has spare capacity, the number of surcharges would be reduced accordingly.

In the case of multipoint Special Access Services, one Special Access Surcharge will apply for each termination of a Special Access Channel at an end user's premises.

(B) The Telephone Company will bill the appropriate Special Access Surcharge to the ordering customer for each interstate Special Access Service installed unless exemption certification is provided as set forth in 7.3.3 preceding.

(C) If a written certification is not received at the time the Special Access Service is obtained, the Surcharge will be applied. Exempt status will become effective on the certification date indicated by the customer, subject to the regulations set forth in (D) following.

ACCESS SERVICE

7. Special Access Service (Cont'd)7.3 Surcharge for Special Access Service (Cont'd)7.3.4 Rate Regulation (Cont'd)

(D) Crediting the Surcharge

The Telephone Company will cease billing the Special Access Surcharge when certification, as set forth in 7.3.3. preceding, is received. If the status of the Special Access Service was changed prior to receipt of the exemption certification, the Telephone Company will credit the customer's account, not to exceed ninety (90) days, based on the effective date of the change as specified by the customer in the letter of certification.

ACCESS SERVICE

7. Special Access Service (Cont'd)7.4 Metallic Service7.4.1 Basic Channel Description

A Metallic channel is an unconditioned two-wire channel arranged to transmit direct current and capable of transmitting low speed varying signals at rates up to 30 baud. This channel is provided by metallic or equivalent facilities. Metallic channels are provided between customer designated premises or between a customer designated premises and a Telephone Company hub or hubs where bridging functions are performed. Interoffice metallic facilities will be limited in length to a total of five miles per channel.

Metallic Special Access services are typically used for applications such as alarm, pilot wire protective relaying, and dc tripping protective relaying. These examples of applications are not intended to limit a customer's use of the channel nor to imply that the channel is limited to a particular use.

Rates and charges for Special Access Metallic Service are as set forth in 17.2.2 following.

ACCESS SERVICE

7. Special Access Service (Cont'd)7.4 Metallic Service (Cont'd)7.4.2 Technical Specifications Packages and Network Channel Interfaces

Technical Specifications Packages are set forth in 15.2.1(A) following. Compatible network channel interfaces are set forth in 15.2.2(C)(1) following.

7.4.3 Optional Features and FunctionsCentral Office Bridging Capability

- (A) Three Premises Bridging - Provision of tip-to-tip and ring-to-ring connection in a central office of a metallic pair to a third customer designated premises.
- (B) Series Bridging of up to 26 customer designated premises.
The table set forth in 15.2.1(A) following shows the technical specifications packages with which the optional features and functions are available.

ACCESS SERVICE

7. Special Access Service (Cont'd)

Issued: December 17, 2015

Effective: January 1, 2016

Vice President, Regulatory and Public Policy
211 Lincoln Street
Roseville, California 95678

ACCESS SERVICE

7. Special Access Service (Cont'd)7.5 Voice Grade Service7.5.1 Basic Channel Description

A Voice Grade channel is a channel which provides voice frequency transmission capability in the nominal frequency range of 300 to 3000 Hz and may be terminated two-wire or four-wire. Voice Grade channels are provided between customer designated premises, between a customer designated premises and a Telephone Company hub or hubs, or between a customer designated premises and a WATS Serving Office (WSO).

Voice Grade Special Access services are typically used for voice and voiceband data applications. Typical examples of voice grade circuits are Foreign Exchange lines (station end only), multipoint private line, voice trunk type, two-point voice grade data (one-way or simultaneous two-way), multipoint voice grade data, and voice grade telephoto or facsimile. These examples of applications are not intended to limit a customer's use of the channel nor to imply that the channel is limited to a particular use.

Rates and charges for Special Access Voice Grade Service are as set forth in 17.2.3 following.

7.5.2 Technical Specifications Packages and Network Channel Interfaces

Technical Specifications Packages are set forth in 15.2.1(C) following. Compatible network channel interfaces are set forth in 15.2.2(C)(3) following.

ACCESS SERVICE

7. Special Access Service (Cont'd)7.5 Voice Grade Service (Cont'd)7.5.3 Optional Features and Functions(A) Central Office Bridging Capability

- (1) Voice Bridging (two-wire and four-wire)
- (2) Data Bridging (two-wire and four-wire)
- (3) Telephoto Bridging (two-wire and four-wire)
- (4) Telemetry and Alarm Bridging

Split Band, Active Bridging Passive Bridging
Summation, Active Bridging

The rates for these options are set forth in
17.2.3(C)(1) following.

(B) Conditioning

Conditioning provides more specific transmission characteristics for
Voice Grade services. The rates for these options are set forth in
17.2.3(C) following.

ACCESS SERVICE

7. Special Access Service (Cont'd)7.5 Voice Grade Service (Cont'd)7.5.3 Optional Features and Functions (Cont'd)(B) Conditioning (Cont'd)

For two-point services, the parameters apply to each service as measured end-to-end. For multipoint services, the parameters apply as measured on each mid-link or as measured on each end link. C-Type conditioning and Data Capability may be combined on the same service.

(1) C-Type Conditioning

C-Type Conditioning is provided for the additional control of attenuation distortion and envelope delay distortion on data services. The attenuation distortion and envelope delay distortion specifications for C-Type Conditioning are delineated in Technical Reference TR-NPL-000335.

(2) Improved Attenuation Distortion*

Improved Attenuation Distortion upgrades the frequency versus loss limits of the channel. The technical specifications for Improved Attenuation Distortion are delineated in Technical Reference TR-NPL-000335. This option is available only when ordered in combination with C-Type Conditioning.

* Improved Attenuation Distortion and Improved Envelope Delay Distortion will continue to be provided to all customers who were provided with either or both of these optional features in conjunction with C-Type Conditioning prior to May 4, 1988.

ACCESS SERVICE

7. Special Access Service (Cont'd)7.5 Voice Grade Service (Cont'd)7.5.3 Optional Features and Functions (Cont'd)(B) Conditioning (Cont'd)(3) Improved Envelope Delay Distortion*

Improved Envelope Delay Distortion upgrades the frequency versus delay response limits of the channel. The technical specifications for Improved Envelope Delay Distortion are delineated in Technical Reference TR-NPL-000335. This option is available only when ordered in combination with C-Type Conditioning.

(4) Data Capability (D Conditioning)

Data Capability provides transmission characteristics suitable for data communications. Specifically, Data Capability provides for the control of Signal to C-Notched Noise Ratio and intermodulation distortion. It is available for two-point services or three-point multipoint services.

The Signal to C-Notched Noise Ratio and intermodulation distortion parameter for Data Capability are delineated in Technical Reference TR-NPL-000335. The rate for this option is set forth in 17.2.3(C)(2) following.

* Improved Attenuation Distortion and Improved Envelope Delay Distortion will continue to be provided to all customers who were provided with either or both of these optional features in conjunction with C-Type Conditioning prior to May 4, 1988.

ACCESS SERVICE

7. Special Access Service (Cont'd)7.5 Voice Grade Service (Cont'd)7.5.3 Optional Features and Functions (Cont'd)(B) Conditioning (Cont'd)(4) Data Capability (D Conditioning) (Cont'd)

When a service equipped with Data Capability is used for voice communications, the quality of the voice transmission may not be satisfactory.

(5) Telephoto Capability

Telephoto Capability provides transmission characteristics suitable for telephotographic communications. Specifically, Telephoto Capability is provided for the control of attenuation distortion and envelope delay distortion on telephotographic services. The attenuation distortion and envelope delay distortion parameters for Telephoto Capability are delineated in Technical Reference TR-NPL-000335. The rate for this option is set forth in 17.2.3(C)(2) following.

(6) Sealing Current Conditioning

Sealing Current Conditioning is provided to help maintain continuity on dry metallic loops. It is usually associated with four-wire DA or NO type network channel interfaces.

ACCESS SERVICE

7. Special Access Service (Cont'd)7.5 Voice Grade Service (Cont'd)7.5.3 Optional Features and Functions (Cont'd)(C) Customer Specified Premises Receive Level

This option allows the customer to specify the receive level at the Point of Termination at no additional charge. The level must be within a specific range on effective four-wire transmission. The ranges are delineated in Technical Reference TR-NPL-000335.

(D) Improved Return Loss

- (1) On Effective Four-Wire Transmission at Four-Wire Point of Termination (applicable to each two-wire port): Provides for a fixed 600 ohm impedance, variable level range and simplex reversal. Telephone Company equipment is required at the customer's premises where this option is ordered. The Improved Return Loss parameters are delineated in Technical Reference TR-NPL-000335. The rate for this option is set forth in 17.2.3(C)(3) following.
- (2) On Effective Two-Wire Transmission at Two-Wire Point of Termination: Provides for more stringent Echo Control specifications. In order for this option to be applicable, the transmission path must be four-wire at one POT and two-wire at the other POT. Placement of Telephone Company equipment may be required at the customer's premises with the two-wire POT. The Improved Return Loss parameters are delineated in Technical Reference TR-NPL-000335. The rate for this option is set forth in 17.2.3(C)(3) following.

ACCESS SERVICE

7. Special Access Service (Cont'd)7.5 Voice Grade Service (Cont'd)7.5.3 Optional Features and Functions (Cont'd)(E) Signaling Capability

Signaling Capability provides for the ability to transmit signals from one customer premises to another customer premises on the same service. The rate for this option is set forth in 17.2.3(C)(4) following.

The following network channel interfaces for Voice Grade service do not require signaling capability: AH, DA, DB, DD, DE, DS, NO, PR and TF.

The following network channel interfaces for Voice Grade service require signaling capability: AB, AC, CT, DX, DY, EA, EB, EC, EX, GO, GS, LA, LB, LC, LO, LR, LS, RV and SF.

(F) Transfer Arrangement

An arrangement that affords the customer an additional measure of flexibility in the use of an access channel(s). The arrangement can be utilized to transfer a leg of a Special Access Service to another channel that terminates in either the same or a different customer premises. A key activated or dial-up control service is required to operate the transfer arrangement. A spare channel, if required, is not included as part of the option. The rate for this option is set forth in 17.2.3(C)(5) following.

ACCESS SERVICE

7. Special Access Service (Cont'd)7.5 Voice Grade Service (Cont'd)7.5.3 Optional Features and Functions (Cont'd)(G) Public Packet Switching Network (PPSN) Interface Arrangement

An arrangement that provides the interface requirements that permit a Voice Grade service to interface with a Public Packet Switching Network packet switch located in a Telephone Company premises. The interface is compatible with X.25 and X.75 packet switching protocols as defined by the CCITT. This option is provided on an Individual Case Basis as set forth in 17.2.3(C)(6) following.

(H) Four-Wire/Two-Wire Conversions

When a customer requests that an effective four-wire channel be terminated with a two-wire channel interface at the customer designated premises, a four-wire to two-wire conversion is required. The customer will be charged the four-wire Channel Termination rate as set forth in 17.2.3(A) following when an effective four-wire is specified in the order for service. The rate for the conversion is included as part of the basic four-wire Channel Termination rate.

ACCESS SERVICE

7. Special Access Service (Cont'd)7.5 Voice Grade Service (Cont'd)7.5.3 Optional Features and Functions (Cont'd)(I) Improved Two-Wire Voice Transmission(1) Loss Deviation

The maximum Loss Deviation of the 1004 Hz loss relative to the Expected Measured Loss (EML) is -4.0 dB to +4.0 dB.

(2) Attenuation Distortion

The maximum Attenuation Distortion in the 404 to 280 Hz frequency band relative to loss at 1004 Hz is -2.0 dB to +6.0 dB.

(3) C-Message Noise

The maximum C-Message Noise for the transmission path at the route miles listed is less than:

<u>Route Miles</u>	<u>C-Message Noise</u>
less than 50	35 dBrnc
51 to 100	37 dBrnc
101 to 200	40 dBrnc
201 to 400	43 dBrnc
401 to 1000	45 dBrnc

(4) Return Loss

The Return Loss, expressed as Echo Return Loss (ERL) and Singing Return Loss (SRL), is equal to or greater than:

ERL	13.0 dB
SRL	6.0 dB

ACCESS SERVICE

7. Special Access Service (Cont'd)

7.5 Voice Grade Service (Cont'd)

7.5.3 Optional Features and Functions (Cont'd)

(4) Return Loss (Cont'd)

The rate for the provision of Improved Two-Wire Voice Transmission is included as part of the basic Channel Termination rate.

ACCESS SERVICE

7. Special Access Service (Cont'd)7.6 Program Audio Service7.6.1 Basic Channel Description

A Program Audio channel is a channel with bandwidth measured in Hz for the transmission of a complex signal voltage. The actual bandwidth is a function of the channel interface selected by the customer. Only one-way transmission is provided. Program Audio channels are provided between customer designated premises or between a customer designated premises and a Telephone Company hub or hubs.

Program Audio Special Access services are typically used in full-time and part-time applications for radio broadcasting, noncommercial educational audio, and wired music. These examples of applications are not intended to limit a customer's use of the channel nor to imply that the channel is limited to a particular use.

Rates and charges for Special Access Program Audio Service are as set forth in 17.2.4 following.

7.6.2 Technical Specifications Packages and Network Channel Interfaces

Technical Specifications Packages are set forth in 15.2.1(D) following. Compatible network channel interfaces are set forth in 15.2.2(C)(4) following.

ACCESS TARIFF

7. Special Access Service (Cont'd)7.6 Program Audio Service (Cont'd)7.6.3 Optional Features and Functions(A) Central Office Bridging Capability

Distribution Amplifier

(B) Gain Conditioning

Control of 1004 Hz AML at initiation of service to 0 dB + 0.5 dB.

(C) Stereo

Provision of a pair of gain/phase equalized channels for stereo applications. (An additional Program Audio channel must be ordered separately.)

The table set forth in 15.2.1(D) following shows the technical specifications packages with which the optional features and functions are available.

ACCESS TARIFF

7. Special Access Service (Cont'd)

Issued: December 17, 2015

Effective: January 1, 2016

Vice President, Regulatory and Public Policy
211 Lincoln Street
Roseville, California 95678

ACCESS SERVICE

7. Special Access Service (Cont'd)7.7 Digital Data Service7.7.1 Basic Channel Description

A Digital Data channel is a channel for duplex four-wire transmission of synchronous serial data at the rate of 2.4, 4.8, 9.6, 19.2, 56 or 64 Kbps. The actual bit rate is a function of the channel interface selected by the customer. The channel provides a synchronous service with timing provided by the Telephone Company through the Telephone Company's facilities to the customer in the received bit stream. Digital Data channels are available via a Telephone Company designated hub or a digital wire center and are provided between customer designated premises or between a customer designated premises and a Telephone Company hub(s) or digital wire center. Digital Data Service may also be ordered in conjunction with High Capacity Multiplexing, DS1 to Voice/Digital as set forth in 7.8.3(B) following.

The customer may provide the Channel Service Unit-type equipment or other Network Channel Terminating Equipment associated with the Digital Data channel at the customer premises. The interim program for interconnection of such equipment is set forth in Technical Reference PUB AS NO. 4.

Rates and charges for Special Access Digital Data Service are as set forth in 17.2.5 following.

7.7.2 Technical Specifications Packages and Network Channel Interfaces

Technical Specifications Packages are set forth in 15.2.1(F) following. Compatible channel interfaces are set forth in 15.2.2(C)(6) following.

ACCESS SERVICE

7. Special Access Service (Cont'd)7.7 Digital Data Service (Cont'd)7.7.3 Optional Features and Functions(A) Central Office Bridging Capability(B) Transfer Arrangement

An arrangement that affords the customer an additional measure of protection and/or flexibility in the use of their access channel(s) on a 1xN basis. The arrangement can be utilized to transfer a leg of a Special Access Service to either a spare or working channel that terminates in either the same or a different customer designated premises. This arrangement is only available at a Telephone Company designated hub. A key activated or dial-up control service is required to operate the transfer arrangement. A spare channel, if required, is not included as a part of the option.

ACCESS SERVICE

7. Special Access Service (Cont'd)7.7 Digital Data Service (Cont'd)7.7.3 Optional Features and Functions (Cont'd)(C) Public Package Switching Network (PPSN)
Interface Arrangement

An arrangement that provides the interface requirements that permit a Digital Data Service to interface with a Public Packet Switching Network packet switch located in a Telephone Company premises. The interface is compatible with X.25 and X.75 packet switching protocols as defined by the CCITT.

The table set forth in 15.2.1(F) following shows the technical specifications packages with which the optional features and functions are available.

ACCESS SERVICE

7. Special Access Service (Cont'd)7.8 High Capacity Service7.8.1 Basic Channel Description

The table set forth in 15.2.1(G) following shows the technical specifications packages with which the optional features and functions are available.

A High Capacity channel is a channel for the transmission of nominal 64.0 Kbps* or 1.544 (DS1), 3.152, 6.132, 44.736 (DS3), or 274.176 Mbps isochronous serial data. The actual bit rate is a function of the channel interface selected by the customer.

High Capacity channels are provided between customer designated premises or between a customer designated premises and a Telephone Company hub or hubs.

The DS3 to DS1 multiplexing function is only available in Telephone Company Hubs as indicated in the exchange carrier Association Tariff F.C.C. No. 4.

High Capacity service offerings are only available where facilities and operating conditions permit. Where facilities and/or operating conditions do not permit, additional engineering as set forth in Tariff F.C.C. NO. 4, Section 13, shall apply.

The customer may provide the Network Channel Terminating Equipment associated with the High Capacity channel at the customer's premises. The interim program for interconnection of such equipment is set forth in Technical Reference PUB AS NO. 4.

Rates and charges for Special Access High Capacity Service are as set forth in 17.2.6 following.

- * Available only as a channel of a 1.544 Mbps facility to a Telephone Company Digital Data hub or as a cross connect of two 2.4, 4.8, 9.6, 56.0 or 64.0 Kbps channels of two 1.544 Mbps facilities to a Digital Data hub. The customer must provide system and channel assignment data.

ACCESS SERVICE

7. Special Access Service (Cont'd)7.8 High Capacity Service (Cont'd)7.8.2 Technical Specifications Packages and Network
Channel Interfaces

Technical Specifications Packages are set forth in 15.2.1(G) following.
Compatible channel interfaces are set forth in 15.2.2(C)(7) following.

The following network channel interfaces (NCIs) define the bit rates that are
available for a High Capacity channel:

<u>NCI</u>	<u>Bit Rate</u>
DS-15*	1.544 Mbps (DS1)
DS-27	274.176 Mbps (DS4)
DS-31	3.152 Mbps (DS1C)
DS-44	44.736 Mbps (DS3)
DS-63	6.312 Mbps (DS2)

* A 64.0 Kbps channel is available as a channel(s) of a 1.544 Mbps channel to a Telephone Company hub.

ACCESS SERVICE

7. Special Access Service (Cont'd)7.8 High Capacity Service (Cont'd)7.8.3 Optional Features and Functions(A) Automatic Loop Transfer

The Automatic Loop Transfer provides protection on a 1xN basis against failure of the facilities between a customer designated premises and the wire center serving that premises. Protection is furnished through the use of a switching arrangement that automatically switches to a spare channel line when a working line fails. The spare channel is not included as a part of the option. This option requires compatible equipment at both the serving wire center and the customer designated premises. The customer is responsible for providing the equipment at its designated premises. Equipment at the customer designated premises will be provided under tariff only if it existed in the Telephone Company inventory as of November 18, 1983.

ACCESS SERVICE

7. Special Access Service (Cont'd)7.8 High Capacity Service (Cont'd)7.8.3 Optional Features and Functions (Cont'd)(B) Central Office Multiplexing(1) DS4 to DS1

An arrangement that converts a 274.176 Mbps channel to 168 DS1 channels using digital time division multiplexing.

(2) DS3 to DS1

An arrangement that converts a 44.736 Mbps channel to 28 DS1 channels using digital time division multiplexing.

(3) DS2 to DS1

An arrangement that converts a 6.312 Mbps channel to four DS1 channels using digital time division multiplexing.

(4) DS1C to DS1

An arrangement that converts a 3.152 Mbps channel to two DS1 channels using digital time division multiplexing.

(5) DS1 to Voice/Digital

An arrangement that converts a 1.544 Mbps channel to 24 channels for use with Voice Grade Services. A channel(s) of this DS1 to the Hub can also be used for a Digital Data Service.

ACCESS SERVICE

7. Special Access Service (Cont'd)7.8 High Capacity Service (Cont'd)7.8.3 Optional Features and Functions (Cont'd)(B) Central Office Multiplexing (Cont'd)(6) DS1 to DS0

An arrangement that converts a 1.544 Mbps channel to 23 64.0 Kbps channels utilizing digital time division multiplexing.

(7) DS0 to Subrate

An arrangement that converts a 64.0 Kbps channel to subspeeds of up to twenty 2.4 Kbps, ten 4.8 Kbps, or five 9.6 Kbps channels using digital time division multiplexing.

The table set forth in 15.2.1(G) following shows the technical specifications packages with which the optional features and functions are available.

ACCESS SERVICE

7. Special Access Service (Cont'd)7.9 SONET Ring Services7.9.1 Basic Service Description

SONET Ring Services provide dedicated bandwidth capacity (bit rate capacity or bit speed) over a self-healing ring facility configuration for a single customer. Connecting facilities carry synchronous and asynchronous transmissions. The service includes enhanced survivability and network management per SONET (Synchronous Optical NETWORK) technology.

Synchronous Transport Signal – level 1 (STS1) at 51 Mbps is the basic SONET technology building block. Electrical signals in the form of digital pulses are converted to light or Optical Carrier rates (OC-n) for transmission on fiber optic facilities.

The Telephone Company's service supports asynchronous bandwidth capacities at 45 Mbps plus synchronous bandwidth capacities at 155 Mbps, 622 Mbps, 2.4 Gbps and 9.953 Gbps. The SONET Access Port aggregates lesser bit speed services onto the dedicated ring or two point (circuit service) configurations.

Rate elements are:

- Dedicated Ring Fees.
- Premises and Central Office Nodes for connecting to the ring, using the SONET Access Port.
- Ring Regenerating Nodes.
- Premises and Central Office Access Ports that identify facility interfaces.
- Mileage.

ACCESS SERVICE

7. Special Access Service (Cont'd)7.9 SONET Ring Services (Cont'd)7.9.1 Basic Service Description (Cont'd)

All service configurations have one working and one standby transmission path. In the event of failure of the customer's transmission path, SONET technology will switch, within 50 milliseconds of detection, the customer's transmissions to a dedicated standby path.

Where facilities and/or operating conditions do not permit the availability of services, additional engineering charges as set forth in F.C.C. NO. 4 Section 13, shall apply.

Upon request, SONET Ring Services may be placed on diverse fiber facilities where available.

Definitions

The following definitions describe connections CO/Loop Access Ports:

DS3: provides 45 Mbps bandwidth service at the customer's premises node mapping it onto the STS1 interface.

OC3c: provides 155 Mbps bandwidth concatenated services at the customer's premises with an optical, non-protected interface.

OC12c: provides 622 Mbps bandwidth concatenated services at the customer's premises with an optical, non-protected interface.

OC48: provided 2.4 Gbps bandwidth concatenated services at the customer's premises with an optical, non-protected interface.

ACCESS SERVICE

7. Special Access Service (Cont'd)7.9 SONET Ring Services (Cont'd)7.9.1 Basic Service Description (Cont'd)

(A) Mileage

Mileage charges apply to the varying configurations of the SONET Ring Services. Mileage is charged based on V&H miles determined from National Exchange Carrier Association (NECA) Tariff FCC No. 4. Fractions of a mile are rounded up to the whole mile for rate calculations. A minimum of one mile is charged, even if the connection is made at the same central office or location.

For the dedicated ring, recurring mileage is for the interoffice facilities between central office nodes. The chargeable mileage is that mileage per interoffice link. Distances obtained from V&H coordinates set forth in NECA Tariff FCC No. 4, will determine the chargeable mileage on a per link basis. The monthly mileage charge for the dedicated ring is determined by multiplying the applicable rate times the chargeable mileage.

For circuit service configuration recurring mileage provides for interoffice facilities between the end point nodes of the circuit. The chargeable mileage is the distance between the central offices with the end point nodes. These distances are determined using the V&H coordinates of NECA Tariff FCC No. 4. The monthly mileage charge for circuit services is determined by multiplying the applicable monthly rate times the chargeable mileage.

ACCESS SERVICE

7. Special Access Service (Cont'd)7.9 SONET Ring Services (Cont'd)7.9.1 Basic Service Description (Cont'd)

(B) Dedicated Ring Fees

Dedicated Ring Fees provide for the construction of dedicated transport facilities, related service order activity and ongoing ring maintenance. There are three Fees: (1) Interoffice: for CO Node to CO Node facilities; (2) Local Loop: for facilities connecting a CO Node to one or more Premises Nodes in the customer's normal serving wire center, and (3) Alternate CO: for facilities connecting a Premise Node to a central office outside of the customer's normal serving wire center, with both the premise and the central office located within the Telephone Company's service area. For a SONET Ring that extends outside of the Telephone Company's service area, the mileage between nodes will be considered to be interoffice mileage, and CO Node to CO Node Link and Dedicated Ring Interoffice Mileage rates will apply.

(C) CO and Premises Node

Nodes, available in Rate Stability Payment Plans, aggregate lower bandwidth capacities onto the ring or circuit service through use of the SONET add/drop multiplexer function. The CO Node is located in the central office; the Premises Node is at the customer's location. CO Nodes shall be required for extending the range of the ring (i.e., for ring regeneration). CO Nodes may be used for interconnection to other rings (appropriate circuit service Mileage and CO Access Ports will be charged). For ring nodes, bandwidth capacities are 622 Mbps, 2.4 Gbps and 9.953 Gbps. A minimum of one CO Node is required on a ring, except where the ring does not access customer locations in the Telephone Company's service area. In that case, a minimum of one Ring Regenerating Node, as described in 7.9.1(D) is required.

ACCESS SERVICE

7. Special Access Service (Cont'd)7.9 SONET Ring Services (Cont'd)7.9.1 Basic Service Description (Cont'd)

(D) Ring Regenerating Node

Ring Regenerating Nodes provide essential detection and retransmission of the SONET signal between nodes. Ring Regenerating Nodes will be required when a ring does not access customer locations in the Telephone Company's service area or when the fiber distance between nodes exceeds design limits. Ring Regenerating Nodes will only be located in Telephone Company central offices, and will not allow for connection of Access Ports to connect to channel terminations or circuit service facilities.

(E) Premises Access Port

The Premises Access Port is associated with a Premises Node at the customer's location. It is identified by 45 Mbps, 155 Mbps, 622 Mbps and 2.4 Gbps bandwidth capacities.

(F) Central Office Access Port

The Central Office Access Port connects channel terminations or circuit service facilities to the Central Office Node in dedicated ring configurations. It offers bandwidth capacities of 45 Mbps, 155 Mbps, 622 Mbps and 2.4 Gbps.

ACCESS SERVICE

7. Special Access Service (Cont'd)

7.9 SONET Ring Services (Cont'd)

7.9.2 Channel Interface

Compatible channel interfaces are listed in Technical Reference Telcordia GR-253 issue 3 – Technical Requirements for SONET Ring Services.

ACCESS SERVICE

7. Special Access Service (Cont'd)

7.10 Individual Case Filings

Certain services set forth in Special Access Service, Section 7, are provided on an Individual Case Basis. Rates and charges for Special Access Service provided on an Individual Case Basis are set forth in 17.3.7 following.

ACCESS SERVICE

8. Common Channel Signaling System 7 (CCS/SS7)8.1 General8.1.1 Service Description

Common Channel Signaling System 7 (CCS/SS7) Service, provides a dedicated two-way signaling path between the customer designated premises and a Telephone Company interconnecting Signal Transfer Point (STP). The customer's designated premises and the Telephone Company's STP must be in the same LATA. CCS/SS7 Service provides interconnection with the Telephone Company's CCS/SS7 network and can be used to access Telephone Company services as they become available and as facilities permit. CCS/SS7 Service is provisioned as a Switched Access Service in accordance with Technical Publications TR-TSY-000606 and TR-TSV-000905. The Reference to Technical Publications section of this tariff contains ordering information for these publications.

8.1.2 Manner of Provisioning(A) CCS/SS7 Interconnection Service

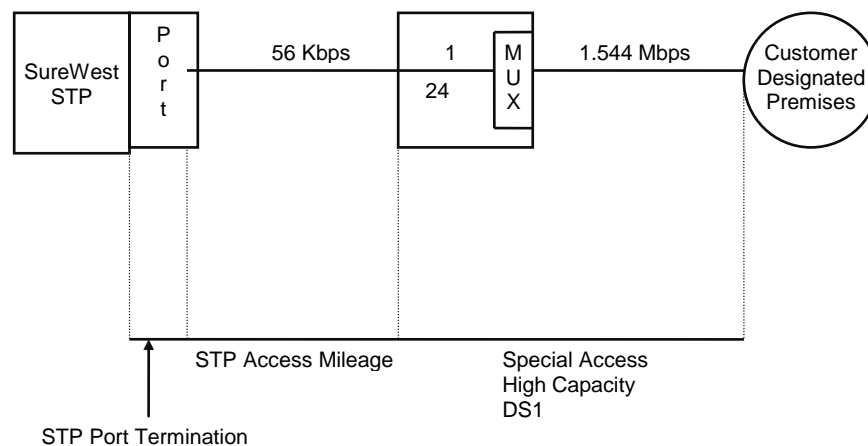
Special Access High Capacity Service must be provided in conjunction with CCS/SS7 Interconnection Service. The access link facilities for CCS/SS7 Interconnection Service will be provisioned as a Special Access High Capacity DS1 (1.544 Mbps) channel at the customer designated premises multiplexed to a 56 Kbps circuit. The link facilities for CCS/SS7 Interconnection Service will be provided as A-Links or B/D Links.

ACCESS SERVICE

8. Common Channel Signaling System 7 (CCS/SS7) (Cont'd)8.1 General (Cont'd)8.1.2 Manner of Provisioning (Cont'd)(A) CCS/SS7 Interconnection Service (Cont'd)

One STP Port Termination is required for each 56 Kbps access link utilized for CCS/SS7 Interconnection Service and will be installed at the Telephone Company interconnecting STP. STP locations are set forth in the National Exchange Carrier Association, Inc., Tariff F.C.C. No. 4.

The following diagram illustrates CCS/SS7 Interconnection Service:

(B) SS7 Trunk Signaling

The customer may request the Telephone Company to transport ISUP (ISDN User Part) SS7 messages and /or TCAP/CLASS messages in lieu of having their own STP connection that utilizes CCS/SS7 interconnection service.

A signaling path for transport will be established on the Telephone Company's existing CCS/SS7 interconnection with its STP provider. This signaling path is established between the customer's Originating Point Code (OPC) and Common Language Location Identifier (CLLI) Code and the Destination Point Code (DPC) and CLLI Code.

ACCESS SERVICE

8. Common Channel Signaling System 7 (CCS/SS7) (Cont'd)8.1 General (Cont'd)8.1.3 Rate Elements(A) CCS/SS7 Interconnection Service

The following Switched Access rate elements apply to CCS/SS7 Interconnection Service:

(1) Signaling Network Access Link (SNAL)

The SNAL is a 56 Kbps digital data transmission facility between a designated Telephone Company Hub and the Telephone Company interconnecting STP.

The cost of this facility is recovered through the channel mileage in the categories as described in Section 7.2.1(B) preceding.

(2) STP Port Termination

The STP Port Termination rate element provides for the termination of the customer's 56 kbps circuit. One STP Port Termination must be installed at the Telephone Company interconnecting STP for each 56 kbps circuit.

There are two charges that apply to the STP Port Termination, i.e., a fixed recurring monthly rate per port termination and a nonrecurring installation charge per port.

ACCESS SERVICE

8. Common Channel Signaling System 7 (CCS/SS7) (Cont'd)8.1 General (Cont'd)8.1.3 Rate Elements (Cont'd)(B) SS7 Trunk Signaling

The SS7 Trunk Signaling rate element applies per signaling path. A path is established between any combination of OPC/CLLI code and DPC/CLLI code.

8.1.4 Ordering Options and Conditions

CCS/SS7 Service is ordered under the Access Order provisions set forth in Section 5 preceding. The Access Order Charge applicable for Switched Access will apply per Access Order for the installation, addition, change or rearrangement of CCS/SS7 Service. Other charges associated with the ordering of CCS/SS7 Service are applicable as specified in Section 5 preceding.

8.2 Transmission Specifications

Transmission specifications for CCS/SS7 Service are set forth in Technical Publications TR-TSY-000606 and TR-TSV-000905. The Reference to Technical Publications section of this Tariff contains ordering information for these publications.

The Telephone Company will maintain existing transmission specifications on functioning service configurations installed prior to the effective date of this tariff except that service configurations having performance specifications exceeding the standards listed in this provision will be maintained at performance levels specified in this tariff and the appropriate Technical Reference Publication.

ACCESS SERVICE

8. Common Channel Signaling System 7 (CCS/SS7) Interconnection Service (Cont'd)8.3 Acceptance Testing

At the customer's request, the Telephone Company will, at no additional charge, cooperatively test at the time of installation, the parameters, as specified in Technical Publications TR-TSY-000606 and TR-TSV-000905. The Reference to Technical Publications section of this Tariff contains ordering information for these publications.

8.4 Obligations of the Telephone Company

In addition to the obligations of the Telephone Company set forth in Section 2 preceding, the Telephone Company has certain other obligations pertaining to the provision of CCS/SS7 Interconnection Service. These obligations are as follows:

8.4.1 Network Management

The Telephone Company will administer its network to insure the provision of acceptable service levels to all telecommunications users of the Telephone Company's network services. The Telephone Company maintains the right to apply protective controls which would generally be applied as a result of occurrences such as failure or overload of Telephone Company or customer facilities, natural disasters, mass calling or national security demands. In the event that the protective controls applied by the Telephone Company result in the complete loss of service by the customer, the customer will be granted a Credit Allowance for Service Interruption as set forth in 2.4.4(B)(3), except as specified in 2.4.4(C) preceding.

8.4.2 Provision of Service Performance Data

Subject to availability, end-to-end service performance data available to the Telephone Company through its own service evaluation routines, may be made available to the customer. This data provides information on STP Port availability. This data does not include service performance data which is provided under other tariff sections, e.g., testing service results. If the data is to be provided in other than paper format, the charges for such exchange will be determined on an individual case basis.

ACCESS SERVICE

8. Common Channel Signaling System 7 (CCS/SS7) Interconnection Service (Cont'd)8.5 Obligations of the Customer

In addition to the obligations of the customer set forth in Section 2 preceding, the customer has certain other obligations pertaining to the use of CCS/SS7 Interconnection Service. These obligations are as follows:

8.5.1 Forecast Report

The customer shall furnish to the Telephone Company, at the time CCS/SS7 Interconnection is ordered and annually thereafter, an updated three year forecast of usage for the STP Access Link and the STP Port Termination. The forecast shall include total annual volume and busy hour busy month volume. The Telephone Company will utilize the forecast in its own efforts to project further facility requirements.

8.6 Rate Regulations

This section contains specific regulations governing the rates and charges that apply for CCS/SS7 Interconnection Service.

8.6.1 Description of Rates and Charges

There are two types of rates and charges which apply to CCS/SS7 Interconnection Service. They are monthly recurring rates, and nonrecurring charges. These rates and charges are applied differently to the various rate elements as set forth below. For billing purposes, each month is considered to have 30 days.

(A) Monthly Rates

Monthly rates are fixed recurring rates that apply each month, or fraction thereof, that a specific rate element is provided.

ACCESS SERVICE

8. Common Channel Signaling System 7 (CCS/SS7) Interconnection Service (Cont'd)8.6 Rate Regulations (Cont'd)8.6.1 Description of Rates and Charges (Cont'd)(B) Nonrecurring Charges

Nonrecurring charges are one-time charges that apply for a specific work activity (i.e., installation of a service or rearrangement of an existing service).

Charges for the rearrangement of CCS/SS7 Interconnection Service are set forth in 6.4.1(B) preceding.

Rates and charges for the Special Access High Capacity DS1 (1.544 Mbps) Service and the Special Access multiplexing arrangements are contained in Section 17.2.6 following.

8.6.2 Application of Rates and Charges

Rates and charges for the Signaling Network Access Link and the STP Port Termination apply as follows:

(A) Signaling Network Access Link

A fixed monthly rate applies for each 56 kbps access link between the Telephone Company Hub, where multiplexing from DS1 (1.544 Mbps) to a 56 kbps circuit occurs, and the Telephone Company interconnecting STP.

A monthly rate per mile applies to each airline mile between the Telephone Company Hub, where multiplexing from DS1 (1.544 Mbps) to a 56 kbps circuit occurs, and the Telephone Company interconnecting STP.

(B) STP Port Termination

A monthly rate applies for each STP Port Termination, installed at the Telephone Company interconnecting STP.

A nonrecurring charge applies for the installation of each STP Port Termination at the Telephone Company interconnecting STP.

ACCESS SERVICE

8. Common Channel Signaling System 7 (CCS/SS7) Interconnection Service (Cont'd)8.6 Rate Regulations (Cont'd)8.6.3 Minimum Period

CCS/SS7 Interconnection Service is provided for a minimum period of one month. When service is disconnected prior to the expiration of the minimum period, monthly charges are applicable for the balance of the minimum period.

If service is disconnected after the minimum period, monthly charges will be based on the actual number of days the service is furnished, as set forth following. For the purpose of administering this regulation, with respect to the determination of charges for a fractional part of a month, every month is considered to have 30 days.

8.6.4 Moves

The regulations for moves and application of charges are set forth in Section 6.4.1 preceding.

8.6.5 Mileage Measurement

The mileage to be used to determine the monthly rate for the Signaling Network Access Link is calculated on the airline distance between the locations involved, i.e., the Telephone Company Hub and the Telephone Company interconnecting STP.

Mileage is calculated as set forth in Section 7.2.5 preceding.

ACCESS SERVICE

9. Advanced Communications Networks9.0 General

Advanced Communications Networks provide high speed connectivity over a wide geographic area. Fast Packet Services use digital transmission facilities and switching technology to provide high speed information transfers for users with large bandwidth requirements.

Advanced Communications Networks technology divides data into blocks (packets) with fixed maximum lengths. These packets are transported through the Telephone Company's network. Each packet contains the necessary information to ensure accurate data transfer to destination.

9.0.1 DefinitionsAccess Link

A dedicated non-multiplexed digital access line at 56 Kbps or 1.544 Mbps. This link can only be used for accessing Frame Relay Service.

Available Bit Rate (ABR)

The ABR is a service category intended for sources having the ability to reduce or increase their information rate if the network requires them to do so. This allows the customer to exploit the changes in the ATM layer transfer characteristics (i.e. bandwidth availability) subsequent to connection establishment.

Burst Rate

The upper bandwidth limit the permanent virtual connection is allowed to send data through the FRS network. The burst rate is limited by the actual physical port access speed.

Committed Information Rate (CIR)

The CIR represents the base-level bandwidth the permanent virtual connection is allowed to send data through the network. This rate will be lower than the speed of the physical access line.

ACCESS SERVICE

9. Advanced Communications Networks (Cont'd)9.0.1 Definitions (Cont'd)Constant Bit Rate (CBR)

The CBR is used by connections that request a fixed (static) amount of bandwidth, characterized by a Peak Cell Rate (PCR) value that is continuously available during the connection lifetime. The source may emit cells at or below the PCR at anytime, and for any duration (or may be silent).

Data Link Connection Identifier (DLCI)

The address information assigned to customer designated end points used to identify PVCs and route frames of data.

Frame

A group of data bits, in a specific format, with a flag at either end to indicate the beginning and end of the frame. The defined format enables network equipment to recognize the meaning and purpose of specific bits.

ACCESS SERVICE

9. Advanced Communications Networks (Cont'd)9.0 General (Cont'd)9.0.1 Definitions (Cont'd)Permanent Virtual Connection (PVC)

A virtual circuit set up administratively, by a network operator, for a dedicated point-to-point connection between two customer designated end points.

Port

The physical entry point for the local loop access to the FRS network.

Traffic Detail

A monthly report of data traffic information that provides the customer with details on frame and byte counts, dropped and congested frames.

Unspecified Bit Rate (UBR)

The UBR is a “best effort” service intended for non-critical applications which do not require tightly constrained delay and delay variation, nor a specified quality of service. UBR sources are expected to transmit non-continuous bursts of cells. UBR service supports a high degree of statistical multiplexing among sources.

UBR does not specify traffic related service guarantees. Specifically, UBR does not include the notion of a per-connection negotiated bandwidth. There may not be any numerical commitments made as to the cell loss ratio experienced by a UBR connection, or as to the cell transfer delay experienced by cells on the connection

Virtual Connection (circuit)

A connection established through a frame relay or packet network. Frames or packets are routed through the connection as an order-preserving transfer of data. This connection functions like a dedicated circuit between the end points.

ACCESS SERVICE

9. Advanced Communications Networks (Cont'd)9.0 General (Cont'd)9.0.2 Rate Regulations

This section contains the specific regulations governing the rates and charges that apply for Advanced Communication Networks, and are supplemented by and in addition to the other applicable regulations, rates and charges specified in other sections of this tariff

(A) Types of Rates and Charges

There are three types of rates and charges. These are monthly usage and non-recurring charges. The rates and charges are described as follows:

ACCESS SERVICE

9. Advanced Communications Networks (Cont'd)9.0 General (Cont'd)9.0.2 Rate Regulations (Cont'd)(A) Types of Rates and Charges (Cont'd)(1) Monthly Rates

Monthly rates are fixed recurring rates that apply each month or fraction thereof that an Advanced Communications Networks Service is provided. For billing purposes, each month is considered to have 30 days.

(a) Minimum Period

Advanced Communications Networks are provided for a minimum period of one month. When service is disconnected prior to the expiration of the minimum period, monthly charges are applicable for the balance of the minimum period.

If service is disconnected after the minimum period, monthly charges will be based on the actual number of days the service is furnished. In order to determine the charges for a fractional portion of a month, every month is considered to have 30 days.

(2) Usage Rates

Usage rates are applicable to ATM Cell Relay Service and are based on the number of cells used within the designated bit rate.

The usage rates applicable for ATM CRS are constant bit rate (CBR) available bit rate (ABR) and unspecified bit rate (UBR)

(3) Non-recurring Charges

Non-recurring charges are one-time charges that apply for specific work activity (i.e., installation or change to an existing service).

The types of nonrecurring charges that apply for Advanced Communications Networks are: installation of service and installation of optional features and functions.

ACCESS SERVICE

9. Advanced Communications Networks (Cont'd)9.0 General (Cont'd)9.0.2 Rate Regulations (Cont'd)(A) Types of Rates and Charges (Cont'd)(3) Non-recurring Charges (Cont'd)

(T)

(a) Installation of Service

Non-recurring charges apply to each service installed. The non-recurring charges for the installation of service are set forth in 17.4, Rates and Charges, following.

Non-recurring charges for ATM CRS are applicable for installation of each UNI, VPGL, NNI, and PVC rate element except when the customer is upgrading to a higher transmission speed (i.e., 384 Kbps to 768 Kbps) within the same interface.

A change to existing FRS, ATM CRS, or Ethernet Service Advanced Communications Networks that cannot be supported by the bandwidth of the access service connection will require a new access service connection. Installation of service nonrecurring will apply.

The Access Order Charge as described in Section 5.2 does not apply for initial installation.

(b) Installation of Optional Features and Functions

Non-recurring charges apply for the installation of optional features and functions available with Advanced Communications Networks. The charge applies whether the feature or function is installed with the initial installation or at any time subsequent to the installation of the service.

Non-recurring charges for ATM Cell Relay Service are applicable for installation of the DS1 Circuit Emulation Service optional feature and/or the Frame Relay/ATM Service Inter-working (FR/ATM-SI) optional feature.

ACCESS SERVICE

9. Advanced Communications Networks (Cont'd)9.0 General (Cont'd)9.0.2 Rate Regulations (Cont'd)(A) Types of Rates and Charges (Cont'd)(3) Non-recurring Charges (Cont'd)(b) Installation of Optional Features and Functions (Cont'd)

The non-recurring charges for the installation of Optional Features and Functions are set forth in 17.4 following.

(c) Network Change Charges

Changes to existing Frame Relay Service (FRS), ATM CRS and Ethernet Service Advanced Communications Networks are considered to be network changes. Network Change charges apply, per order, for changes made to existing FRS, ATM CRS and SMDS Broadband Fast Packet Service network elements associated with each access service connection.

ACCESS SERVICE

9. Advanced Communications Networks (Cont'd)

9.1 Reserved for Future Use

ACCESS SERVICE

9. Advanced Communications Networks (Cont'd)

9.1 Reserved for Future Use (Cont'd)

ACCESS SERVICE

9. Advanced Communications Networks (Cont'd)

9.1 Reserved for Future Use (Cont'd)

ACCESS SERVICE

9. Advanced Communications Networks (Cont'd)

9.1 Reserved for Future Use (Cont'd)

ACCESS SERVICE

9. Advanced Communications Networks (Cont'd)

9.1 Reserved for Future Use (Cont'd)

ACCESS SERVICE

9. Advanced Communications Networks (Cont'd)9.2 Frame Relay Service (FRS)9.2.1 Description (Cont'd)

Frame Relay Service (FRS) provides a high speed statistically multiplexed data service that allows for the transfer of variable length frames across a wide geographical area. Frames travel at high speed from the source to the desired destination via virtual connections. Frame Relay allows end users to share network resources. Each individual access link and Frame Relay port can be shared by traffic to multiple destinations.

This service, allows customer compatible applications and/or equipment to connect to the CONSOLIDATED COMMUNICATIONS COMPANIES FRS network. The local loop access to the FRS network is through a dedicated, non-multiplexed digital access line at DS0 (56Kbps), and/or DS1 (1.544 Mbps). These port options allow access to the FRS network. The DLCIs identify the address in information and route the framed data. The rate for the dedicated, non-multiplexed digital access line is bundled with the frame port options. Rates and charges for FRS and DLCIs are in Section 17 following.

The Data Link Connection Identifiers are established at the time of service subscription at customer specified end points making a Permanent Virtual Connection (PVC). The FRS network will only transmit data between authorized DLCIs.

Each PVC has a pre-assigned Committed Information Rate (CIR) and a Burst Rate (R). This provides bandwidth sharing and bandwidth on demand capabilities.

ACCESS SERVICE

9. Advanced Communications Networks (Cont'd)9.2 Frame Relay Service (FRS) (Cont'd)9.2.2 Reserved9.2.3 Rate Regulations(A) Rate Elements Description(1) Frame Relay User to Network Interface (UNI) Port and Special Access Line

The User to Network Interface (UNI) Port provides a line side connection between the customer's channel termination and the Telephone Company's FRS. (See technical references in Section 9.2.2 preceding) The channel termination, 56 Kbps or DS1, is part of the UNI port. A non-recurring charge and monthly rate based on the speed of the port connection (i.e. 56/64 Kbps, 128 Kbps, 384 Kbps and 1.536 Mbps) apply per port for each physical connection to the network supporting FRS.

ACCESS SERVICE

9. Advanced Communications Networks (Cont'd)9.2 Frame Relay Service (FRS) (Cont'd)9.2.3 Rate Regulations (Cont'd)(A) Rate Elements Description (Cont'd)(2) FRS Network to Network Interface (NNI) Port

The Network to Network Interface (NNI) Port provides a trunk side connection between the customer's channel termination connecting to the customer's frame relay switch and the Telephone Company's FRS. (See technical references in 9.2.2 preceding) The channel termination is part of the NNI port. A non-recurring charge and monthly rate apply per port for each physical connection supporting FRS.

The NNI port is available at 1.536 Mbps.

(3) Data Link Connection Identifiers (DLCI)

The Data Link Connection Identifier is one of a minimum of two software-defined address points required to establish a permanent virtual connection (PVC). A PVC, with at least one DLCI at each end, is the dedicated communications path through the FRS.

(4) Optional Features(a) Traffic detail, per port:

The charge per port for customers to obtain information on FRS traffic, such as counts of data packets sent and received on each of the customer's channel terminations.

ACCESS SERVICE

9. Advanced Communications Networks (Cont'd)9.2 Frame Relay Service (FRS) (Cont'd)9.2.3 Rate Regulations (Cont'd)(A) Rate Elements Description (Cont'd)(4) Optional Features (Cont'd)(b) Network Adds or Changes:

The non-recurring charge for the Frame Relay Service will apply when increasing or rearranging the FRS UNI port bandwidth. (Options are: 56/64 Kbps, 128 Kbps, 384 Kbps or 1.536 Mbps). Also, the non recurring FRS charge applies when a customer adds, rearranges, or changes DLCIs.

(B) Minimum Period

The minimum period for Frame Relay Service is one month, except when provided under a Rate Stability Plan arrangement. The minimum period for Frame Relay Service varies according to the Rate Stability Plan selected.

(C) Rate Stability Plan

Rates and Charges for Frame Relay UNI Port and Special Access Line and Frame Relay NNI Port and Special Access Line are offered with a 1, 3, or 5 year Rate Stability Payment Plan.

For customers that subscribe to a 1, 3, or 5 year Rate Stability Payment Plan, the monthly rates in effect at the time the service is installed will not increase during the payment plan period.

ACCESS SERVICE

9. Advanced Communications Networks (Cont'd)9.2 Frame Relay Service (FRS) (Cont'd)9.2.3 Rate Regulations (Cont'd)(C) Rate Stability Plan (Cont'd)(1) Termination Liability Charges

When a Term Plan service is discontinued prior to the end of the commitment period, termination liability charges will apply as set forth based on the remainder of the term period in effect at the time of disconnect as follows:

Termination liability charges are based on the FRS Service Options times the number of remaining months of the recurring charges. Customers will not be charged termination liability charges in which they continue to subscribe to service.

(2) Renewal Plan for Rate Stability Payment Plan

At the end of the Rate Stability Payment Plan, the customer may renew, for any Rate Stability Payment Plan in effect, without a new non-recurring charge being applied as long as the physical serving arrangement is not changed. The customer may continue service at the original rate, on a month-to-month basis, up to one full year after the original Rate Stability Payment Plan ends.

(3) Change of Rate Stability Payment Plan

A customer has the option, at any time, to change their current payment plan to an equivalent or longer payment plan (i.e. 1 year to 3 years) without any Termination Liability Charges applicable to the current Rate Stability Payment Plan and without new non-recurring charges applicable to the new equivalent or longer payment plan, as long as all other aspects of the service and facilities remain unchanged. In addition, the new equivalent or longer Rate Stability Payment Plan chosen by the customer begins on the service order completion date and is treated as a new Rate Stability Payment Plan period.

ACCESS SERVICE

9. Advanced Communications Networks (Cont'd)9.2 Frame Relay Service (FRS) (Cont'd)9.2.3 Rate Regulations (Cont'd)(C) Rate Stability Plan (Cont'd)(3) Change of Rate Stability Payment Plan (Cont'd)

Customers may change to a shorter Rate Stability Payment Plan by paying the associated Termination Liability Charges with the original Rate Stability Payment Plan. The rates that will apply will be the current rates in effect for the Rate Payment Plan ordered. However, no new non-recurring charges will apply.

(4) Upgrades from DS0 Frame Relay UNI Port and Special Access Line

Customers may, at any time, upgrade any 56/64 Kbps Frame Relay UNI Port and Special Access Line to a 128 Kbps, 384 Kbps or 1.536 Mbps Frame Relay UNI Port and Special Access Line at the same premises without incurring a Termination Liability Charge providing that an equivalent or longer period than the original Rate Stability Payment Plan period is selected. All appropriate upgrade rates and charges will apply. (i.e. Recurring and Non-recurring Charges)

9.3 Asynchronous Transfer Mode Cell Relay Service (ATM CRS)9.3.1 General Description

Asynchronous Transfer Mode Cell Relay Service (ATM CRS) is a fast packet, cell-based technology which can support applications requiring high bandwidth, high performance transport and switching. ATM CRS will allow customers who have requirements for high speed, low delay networking capabilities suited for bandwidth intensive data, voice or video business applications that require near-real-time communication to interconnect their multiple locations via an ATM Cell Relay network.

ACCESS SERVICE

9. Advanced Communications Networks (Cont'd)9.3 Asynchronous Transfer Mode Cell Relay Service (ATM CRS) (Cont'd)9.3.2 Service Description

ATM CRS is a transport service which supports data, voice or video traffic based upon ATM technology and standards. ATM CRS provides the customer the capability to connect to the Telephone Company's ATM cell relay network via a User-Network Interface (UNI), Virtual Port Gateway Interface (VPGI), or Network to Network Interface (NNI) rate element.

ATM CRS provides the customer the capability to route traffic between various customer end points via a Permanent Virtual Connection (PVC) which is pre-defined in software on the Telephone Company's ATM switch and in customer provided equipment (CPE). ATM CRS supports PVCs only.

CPE, which acts as a multiplexer, bridge or router, located at the customer's premises interfaces with the ATM CRS which is responsible for segmenting information into fixed-size, 53 byte segments for transport via standard ATM cell relay signaling protocol.

Customers may enhance ATM CRS by ordering DS1 Circuit Emulation Service (CES). DS1 CES enables time division multiplexing (TDM) information to be converted to cells that may be transported over the ATM network.

Customers may also interconnect Frame Relay Service to ATM CRS by ordering the optional Frame Relay/ATM Service Interworking (FR/ATM SI). FR/ATM SI allows customers to create a permanent virtual circuit that spans a Frame Relay User-to-Network Interface (UNI), thereby inter-operating on both technology platforms, as set forth in Section 9.2. Frame Relay Service.

9.3.3 Service Provisioning(A) Manner of Provisioning

Provisioning of ATM CRS is subject to the availability and operational limitations of the Telephone Company's equipment and associated facilities.

ACCESS SERVICE

9. Advanced Communications Networks (Cont'd)9.3 Asynchronous Transfer Mode Cell Relay Service (ATM CRS) (Cont'd)9.3.3 Service Provisioning (Cont'd)(A) Manner of Provisioning (Cont'd)

ATM CRS requires the use of CPE that functions as a multiplexer, bridge or router. The CPE must be compatible with the Telephone Company's equipment and facilities and must conform to industry.

The Telephone Company will provision ATM CRS up to and including the network interface located on the customer's premises. The placement of the network interface shall be located in a manner consistent with federal and state regulatory requirements. This location will be at each customer's premises, unless specified otherwise and agreed to by the Telephone Company.

The customer shall be responsible for obtaining permission for the Telephone Company's agents or employees to enter the customer's premises at a mutually agreed upon time for the purpose of installing, inspecting, repairing or, upon termination of service, removing the service components of the Telephone Company.

The operating characteristics of CPE used in connection with the ATM CRS must not interfere with the Telephone Company's ATM CRS. CPE must not:

- Endanger the safety of the Telephone Company's employees or the public,
- Damage, harm, require change in or alteration of the equipment or other services of the Telephone Company; or
- Interfere with the proper operation of the Telephone Company's equipment.

Upon notice from the Telephone Company that the CPE is causing, or is likely to cause, such hazard or interference, the customer shall take such steps as shall be necessary to remove or prevent such hazard or interference.

ACCESS SERVICE

9. Advanced Communications Networks (Cont'd)9.3 Asynchronous Transfer Mode Cell Relay Service (ATM CRS) (Cont'd)9.3.3 Service Provisioning (Cont'd)(A) Manner of Provisioning (Cont'd)

When a customer requires the modification of standard service components not otherwise provided in this tariff, the modification may be furnished by the Telephone Company as specified in Section 12, Specialized Service or Arrangements, preceding.

The services provided under this tariff are provided over such routes and facilities as the Telephone Company may elect. Requests for special facilities or routing of access service will be provided in accordance with Section 11, Special Facilities Routing of Access Services, or Section 12, Specialized Service or Arrangements preceding.

(B) Ordering Specifications

The customer must order the ATM CRS with a minimum of one UNI, VPGI, or NNI port for each customer premises or network endpoint as detailed below.

(1) User Network Interface (UNI) Port

The UNI is the point of interconnection between the Telephone Company's communications facilities and the CPE. The UNI is provided using standard Cell Relay User-Network Interface signaling protocol. The UNI includes the facilities, port access into the Telephone Company's ATM Cell Relay network and first PVC.

The customer must select one of the following port interfaces and applicable bandwidths for each UNI:

- DS1 UNI is available at bandwidths of 1 to 384 Kbps, 385 to 768 Kbps and 769 Kbps to 1.5 Mbps;
- DS3 UNI is available at bandwidths of 3, 4.5, 6, 12, 23 and 40 Mbps;
- DS3x3 UNI is available at bandwidths of 21 to 50 Mbps, 51 to 100 Mbps and 101 to 148 Mbps.

ACCESS SERVICE

9. Advanced Communications Networks (Cont'd)9.3 Asynchronous Transfer Mode Cell Relay Service (ATM CRS) (Cont'd)9.3.3 Service Provisioning (Cont'd)(B) Ordering Specifications (Cont'd)(2) Virtual Port Gateway Interface (VPGI) Port

The VPGI provides a managed optimized connection to the ATM Cell Relay network via xDSL or NetGate services, into the Telephone Company's Frame/ATM Cell Relay network and includes the first PVC.

The customer must select one of the following interfaces and applicable bandwidths for each VPGI:

- DS1 VPGI is available at bandwidths of 1 to 384 Kbps, 385 to 768 Kbps and 769 Kbps to 1.5 Mbps;
- DS3 VPGI is available at bandwidths of 3, 4.5, 6, 12, 23 and 40 Mbps;
- DS3x3 is available at bandwidths of 21 to 50 Mbps, 51 to 100 Mbps and 101 to 148 Mbps.

(3) Network to Network Interface (NNI) Port

The Network to Network Interface (NNI) is the point of interconnection between the Telephone Company's ATM Cell Relay network and another public carrier's ATM network or a privately owned ATM network. The NNI is provided using standard cell relay Network-to-Network Interface signaling protocol. The NNI includes port access into the Telephone Company's ATM Cell Relay network and the first PVC.

For each NNI the customer must select a the appropriate interface port at full bandwidth.

ACCESS SERVICE

9. Advanced Communications Networks (Cont'd)9.3 Asynchronous Transfer Mode Cell Relay Service (ATM CRS) (Cont'd)9.3.3 Service Provisioning (Cont'd)(B) Ordering Specifications (Cont'd)(4) Permanent Virtual Connection (PVC) Port

Additional PVCs may be ordered to establish additional virtual connections.

The PVC defines a path across the Telephone Company's ATM Cell Relay network and the customer's premises. The customer with ATM CRS will also be able to establish PVCs to a customer of Frame Relay Service (FRS) via Frame Relay/ATM Service interworking (FR/ATM SI) as set forth in Section 9.3.2 preceding.

Each PVC will be configured as point-to-point unless otherwise designated as point-to-multipoint. The customer must indicate the PVC bandwidth, designate the connection and select the preferred Quality of Services (QoS) when ordering.

Each PVC consumes a portion of a UNI, VPGI, or NNI interface bandwidth. A PVC must be designated as a Virtual Channel Connection (VCC) or a Virtual Path Connection (VPC).

- VCC is a logical connection that exists between one ATM switch port and another ATM switch port.
- VPC is a group of logical connections that exists between one ATM switch port and another ATM switch port.

A VPC connection typically is used to route multiple, customer-defined VCCs as a group. It is the customer's responsibility to configure and maintain the individual VCCs within a VPC connection.

The Telephone Company will provision bit rate enforcement on each PVC in accordance with the QoS selected.

ACCESS SERVICE

9. Advanced Communications Networks (Cont'd)9.3 Asynchronous Transfer Mode Cell Relay Service (ATM CRS) (Cont'd)9.3.3 Service Provisioning (Cont'd)(B) Ordering Specifications (Cont'd)(4) Permanent Virtual Connection (PVC) Port (Cont'd)

The customer must designate the PVC QoS as Constant Bit Rate (CBR), Available Bit Rate (ABR) or Unspecified Bit Rate (UBR). A UNI, VPGI, or NNI interface will support multiple PVCs with any combination of QoS.

To meet QoS objectives, the sum of the PVC bandwidths assigned to CBR and VBR PVCs across a UNI, VPGI, or NNI cannot exceed the selected UNI, VPGI, or NNI bandwidth.

Additional UBR or VBR PVC connections may be made for customers wishing to exceed the UNI, VPGI, or NNI bandwidth. The customer must purchase a UNI, VPGI, or NNI interface at full bandwidth in order to support oversubscription.

When oversubscription occurs, there can be no certainty that the bandwidth defined for any of the VBR PVC connections will be available.

ACCESS SERVICE

9. Advanced Communications Networks (Cont'd)9.3 Asynchronous Transfer Mode Cell Relay Service (ATM CRS) (Cont'd)9.3.3 Service Provisioning (Cont'd)(B) Ordering Specifications (Cont'd)(5) DS1 Circuit Emulation Service (DS1 CES)

DS1 CES enables time division multiplexing (TDM) traffic to be converted to ATM CRS cells which are transported over the ATM network. DS1 CES provides Circuit Emulation capability over a PVC from the ATM CRS switch in the Telephone Company's central office to the customer's premises.

DS1 CES must be provisioned on a DS3 or DS3x3 ATM and must be ordered either concurrent with the initial establishment of ATM CRS or subsequent to installation of ATM CRS.

The customer must separately purchase a VCC and CBR QoS, at a minimum of 2 Mbps, in addition to DS1. DS1 CES interconnection is limited to Primary Rate ISDN services, as set forth in Schedule A5, Primary Rate Interface Service.

The customer must also provide ATM CPE which supports the circuit emulation interface.

(C) Limitations

The Telephone Company does not undertake to originate data. The responsibility of the Telephone Company shall be limited to furnishing the ATM Cell Relay network. Subject to this responsibility, the Telephone Company shall not be responsible for the quality of, or defects in the CPE.

ACCESS SERVICE

9. Advanced Communications Networks (Cont'd)9.3 Asynchronous Transfer Mode Cell Relay Service (ATM CRS) (Cont'd)9.3.3 Service Provisioning (Cont'd)(C) Limitations (Cont'd)

The Telephone Company undertakes the responsibility to maintain and repair the service it furnishes.

The Telephone Company will provide the customer notification of service-affecting activities that may occur in normal operation of its business. Such activities may include, but are not limited to, routine preventative maintenance and major switching machine change-outs, equipment additions, and removals or rearrangements.

Maintenance of service regulations and charges are set forth in Section 13.3.2 Maintenance of Service, following, for customer reported trouble.

The Telephone Company shall not be responsible for error correction when the ATM switch discards cells with errors or when the network supporting ATM CRS is in a state of congestion.

The Telephone Company shall not be responsible for installation, operation, maintenance, or for adapting the ATM CRS to the technological requirements of any specific CPE.

The Telephone Company shall not be responsible to the customer or user if changes in any of the equipment, operations or procedures of the Telephone Company used in the provision of the ATM CRS render any facilities provided by the customer or user obsolete or require modification or alteration of such equipment or system or otherwise affect its use or performance, provided the Telephone Company has met any applicable information disclosure requirements otherwise required by law.

ACCESS SERVICE

9. Advanced Communications Networks (Cont'd)9.3 Asynchronous Transfer Mode Cell Relay Service (ATM CRS) (Cont'd)9.3.3 Service Provisioning (Cont'd)(D) Allowance for Service Interruptions

The Telephone Company will administer its network to insure the provision of acceptable service levels to all users of the Telephone Company's ATM CRS. In the event of an interruption of service, the customer will be granted a credit allowance in accordance with the regulations specified in Section 2.4.4, Credit Allowance for Service Interruptions, preceding. Any credit allowance shall be calculated beginning with the time of notice by the customer or user to the Telephone Company that an unsatisfactory performance level has occurred, provided that the customer promptly releases the service as requested by the Telephone Company to perform testing and maintenance. No credit allowance will be made for interruption due to the negligence or failure of CPE. Furthermore, the Telephone Company will not grant any credit allowance for any period in which the Telephone Company is not afforded access to the premises at which service is terminated.

9.3.4 Rate Regulations

This section contains the specific regulations governing the rates and charges which apply for the ATM CRS.

Specific rates and charges for the ATM CRS are set forth in Section 17.4, Rates and Charges, following.

Jurisdictional reporting requirements are set forth in Section 2.3.11, Jurisdictional Report Requirements, preceding.

ACCESS SERVICE

9. Advanced Communications Networks (Cont'd)9.3 Asynchronous Transfer Mode Cell Relay Service (ATM CRS) (Cont'd)9.3.4 Rate Regulations (Cont'd)(A) Recurring and Non-recurring Rate Elements

The following describes the rate non-recurring elements offered, where facilities exist, for ATM CRS.

(1) User-Network Interface (UNI) Port

The UNI rate element is a standards-defined User-Network interface which offers customer access to the ATM Cell Relay network. This element includes the facility from the customer premise, the port access, and the first PVC.

UNIs are offered, where Telephone Company facilities exist, as described in Section 9.3.3(B)(1), preceding.

(2) Virtual Port Gateway Interface (VPGI) Port

The VPGI rate element is a virtual User-Network Interface used to provide port access into the Telephone Company's ATM network. This element also includes the first PVC.

VPGIs are offered, where Telephone Company facilities exist, as described in Section 9.3.3(B)(2), preceding.

(3) Network to Network Interface (NNI) Port

The NNI rate element is a standards-defined NNI used to provide port access into the Telephone Company's ATM network. This element also includes the first PVC.

NNIs are offered, where Telephone Company facilities exist, as described in Section 9.3.3(B)(3), preceding.

ACCESS SERVICE

9. Advanced Communications Networks (Cont'd)9.3 Asynchronous Transfer Mode Cell Relay Service (ATM CRS) (Cont'd)9.3.4 Rate Regulations (Cont'd)(A) Recurring and Non-recurring Rate Elements (Cont'd)(4) Additional Permanent Virtual Connection (PVC) Port

The Additional PVC rate element provides additional virtual connections between a customer's UNI, VPGI or NNI. The first PVC is included in the charge for UNI, VPGI or NNI elements. Rates for each Additional PVC, whether provided as a VCC or VPC, are assessed as provided in Section 17.5, Rates and Charges, following.

(5) DS1 Circuit Emulation (DS1 CES)

The DS1 CES rate element enables transmission of time division multiplexed (TDM) traffic over ATM CRS and includes the transmission from the ATM CRS switch to the voice switch which serves the customer's premises. The DS1 CES PVC must be designated as a VCC and must be equipped with CBR QoS.

DS1 CES interconnection is limited to Primary Rate ISDN services. Rates are assessed for DS1 CES and CBR QoS per DS1 as set forth in Section 17.5, Rates and Charges, following.

(6) Frame Relay/ATM Interworking Service (IS)

The Frame Relay/ATM S1 option creates a permanent virtual circuit that spans Frame Relay UNI. Chares are set forth in Section 17.4 following.

ACCESS SERVICE

9. Advanced Communications Networks (Cont'd)9.3 Asynchronous Transfer Mode Cell Relay Service (ATM CRS) (Cont'd)9.3.4 Rate Regulations (Cont'd)

(B) Usage Rates

(1) Constant Bit Rate (CBR)

The CBR rate element is used by connections that request a fixed (static) amount of bandwidth, characterized by a Peak Cell Rate (PCR) value that is continuously available during the connection lifetime. The source may emit cells at or below the PCR at any time and for any duration (or may be silent). The rates for CBR are set forth in Section 17.4 following.

(2) Available Bit Rate (ABR)

The ABR rate element is intended for sources having the ability to reduce or increase their information rate if the network requires them to do so. This allows the customer to exploit the changes in the ATM layer transfer characteristics (i.e., bandwidth availability) subsequent to connection establishment. The rates for ABR are set forth in Section 17.4 following.

(3) Unspecified Bit Rate (UBR)

The UBR rate element is a service intended for non-critical applications, which do not require tightly constrained delay and delay variation, or a specified quality of service. UBR sources are expected to transmit non-continuous bursts of cells. UBR service supports a high degree of statistical multiplexing among sources.

UBR service does not specify traffic related service guarantees. Specifically, UBR does not include the notion of a per-connection-negotiated bandwidth. There may not be any numerical commitments made as to the cell loss ratio experienced by a UBR connection, or as to the cell transfer delay experienced by cells on the connection. The rates for UBR are set forth in Section 17.4 following.

ACCESS SERVICE

9. Advanced Communications Networks (Cont'd)

9.4 Reserved for Future Use

ACCESS SERVICE

9. Advanced Communications Networks (Cont'd)

9.4 Reserved for Future Use (Cont'd)

ACCESS SERVICE

9. Advanced Communications Networks (Cont'd)

9.4 Reserved for Future Use (Cont'd)

ACCESS SERVICE

9. Advanced Communications Networks (Cont'd)

9.4 Reserved for Future Use (Cont'd)

ACCESS SERVICE

9. Advanced Communications Networks (Cont'd)

9.4 Reserved for Future Use (Cont'd)

ACCESS SERVICE

9. Advanced Communications Networks (Cont'd)

9.4 Reserved for Future Use (Cont'd)

ACCESS SERVICE

9. Advanced Communications Networks (Cont'd)

9.4 Reserved for Future Use (Cont'd)

ACCESS SERVICE

9. Advanced Communications Networks (Cont'd)

9.4 Reserved for Future Use (Cont'd)

ACCESS SERVICE

9. Advanced Communications Networks (Cont'd)

9.4 Reserved for Future Use (Cont'd)

ACCESS SERVICE

9. Advanced Communications Networks (Cont'd)9.5 Ethernet Service (Marketed as EtherMAN)9.5.1 Description

Ethernet Service (marketed as EtherMAN - Ethernet Metro Area Network) provides two-way packet-switched transmission of digital signals at a discrete bit rate of 5 Megabits per second (Mbps), 10 Mbps, 20 Mbps, 30 Mbps, 40 Mbps, 100 Mbps, or 1 gigabit in Ethernet format between end-user customer premises. Ethernet Service is only available at speed equal to or in excess of 5 Mbps.

9.5.2 Provisions

Ethernet Service is available in a point-to-point or fiber-ring based service configuration. Ethernet is a packet based Ethernet service that is limited to usage of Ethernet. Ethernet Service is only available at speeds equal to or in excess of 5Mbps. Ethernet Service is designed to operate with a loss of no more than 29dB.

9.5.3 Rate Application

Ethernet Service is billed according to Ethernet speed (5 Mbps, 10 Mbps, 20 Mbps, 30 Mbps, 40 Mbps, 100 Mbps, or 1 gigabit). The rate elements for Ethernet Service include a port rate and an Ethernet Usage rate. The port rate includes the platform base that provides access to the Ethernet service. The Ethernet Usage rate includes the fiber facility that allows usage of Ethernet service. Both elements are required at each customer premises and there must be a minimum of two customer premises for a complete service.

Rate Stability Payment Plans apply as defined under Rate Regulations, Section 7.2.8 (C), (D), (E), (F) and (G). A 2 year Rate Stability Payment Plan is offered for Ethernet Service and also applies as defined in the aforementioned Rate Regulations section.

ACCESS SERVICE

9. Advanced Communications Networks (Cont'd)

9.6 Reserved for Future Use

ACCESS SERVICE

9. Advanced Communications Networks (Cont'd)

9.6 Reserved for Future Use (Cont'd)

ACCESS SERVICE

9. Advanced Communications Networks (Cont'd)

9.6 Reserved for Future Use (Cont'd)

ACCESS SERVICE

9. Advanced Communications Networks (Cont'd)

9.6 Reserved for Future Use (Cont'd)

ACCESS SERVICE

9. Advanced Communications Networks (Cont'd)

9.6 Reserved for Future Use (Cont'd)

ACCESS SERVICE

9. Advanced Communications Networks (Cont'd)

9.6 Reserved for Future Use (Cont'd)

ACCESS SERVICE

9. Advanced Communications Networks (Cont'd)

9.6 Reserved for Future Use (Cont'd)

ACCESS SERVICE

9. Advanced Communications Networks (Cont'd)

9.6 Reserved for Future Use (Cont'd)

ACCESS SERVICE

9. Advanced Communications Networks (Cont'd)

9.6 Reserved for Future Use (Cont'd)

ACCESS SERVICE

9. Advanced Communications Networks (Cont'd)

9.6 Reserved for Future Use (Cont'd)

ACCESS SERVICE

10. Promotional Offerings10.1 General

CONSOLIDATED COMMUNICATIONS COMPANIES may from time to time engage in special promotional service offerings, special arrangements, or demonstrations designed to attract new customers, to stimulate customer usage and/or increase existing customer awareness of the Company's services.

10.2 Terms, Conditions, Rates and Charges

These offerings will be limited to certain dates, times, and locations to be determined by the Company. Specific rates, terms and or conditions applicable to these promotional offerings will be filed in this section.

The specific terms and conditions or rates and charges of each promotional offering are described below.

- (A) This ADSL Service promotion waives the non-recurring charge associated with the initial establishment of ADSL Service.

The promotion will begin on March 24, 2000, and will apply to all new service orders taken by June 20, 2000, with a requested installation date no later than August 20, 2000.

- (B) This ADSL Service promotion waives the non-recurring charge associated with the establishment of ADSL Service one year plans.

The promotion will begin November 1, 2000, and will apply to all new service orders taken up to and including December 30, 2000, with a requested installation date no later than February 28, 2001.

- (C) This promotion waives the non-recurring charge associated with the establishment and/or upgrade to the next speed for ADSL one year plans. The incremental monthly rate difference associated with the upgrade to a higher DSL speed will be waived for a period of three months. At the end of the three month promotional period the new monthly rate will become effective or the customer may return to its pre-upgrade DSL speed and rate plan.

The promotion will begin March 15, 2001, and will apply to all new service orders taken up to and including May 13, 2001, with a requested installation date no later than July 31, 2001.

Issued: December 17, 2015

Effective: January 1, 2016

Vice President, Regulatory and Public Policy
211 Lincoln Street
Roseville, California 95678

ACCESS SERVICE

10. Promotional Offerings (Cont'd)10.2 Terms, Conditions, Rates and Charges (Cont'd)

- (D) This ADSL service promotion waives the non-recurring charge associated with the establishment of ADSL Service one year plans.

The Promotion will begin May 7, 2001 and will apply to all new service orders taken up-to and including August 3, 2001, with a requested installation date no later than September 14, 2001.

- (E) This ADSL service promotion waives the non-recurring charge associated with the establishment of ADSL Service one year plans.

The Promotion will begin November 2, 2001 and will apply to all new service orders taken up-to and including January 21, 2002 with a requested installation date no later than February 21, 2002.

- (F) This ADSL service promotion waives the non-recurring charge associated with the establishment of ADSL Service one year plans.

The Promotion will begin March 30, 2002 and will apply to all new service orders taken up-to and including June 26, 2002 with a requested installation date no later than July 26, 2002.

- (G) This ADSL service promotion waives the non-recurring charge associated with the establishment of ADSL service one-year or two-year plans for speeds of 384/128 kbps, 768/384 kbps or 1.5 mbps/384 kbps.

The Promotion will begin October 30, 2002 and will apply to all new service orders taken up-to and including January 25, 2003 with a requested installation date no later than February 25, 2003.

- (H) This ADSL service promotion waives the non-recurring charge associated with the establishment of or Option Change to ADSL service one-year or two-year plans for a speed of up-to 1.0 Mbps/128 kbps.

The Promotion will begin April 11, 2003 and will apply to all new service orders taken up-to and including June 30, 2003 with a requested installation date no later than July 30, 2003.

Issued: December 17, 2015

Effective: January 1, 2016

Vice President, Regulatory and Public Policy
211 Lincoln Street
Roseville, California 95678

ACCESS SERVICE

10. Promotional Offerings (Cont'd)10.2 Terms, Conditions, Rates and Charges (Cont'd)

- (I) This ADSL service promotion waives the non-recurring charge associated with the establishment of or Option Change to ADSL Service one-year or two-year plans at the speed of up-to 1.0 Mbps/128 kbps.

The Promotion will begin August 19, 2003 and will apply to all new service orders taken up-to and including October 17, 2003 with a requested installation date no later than November 17, 2003.

- (J) This ADSL service promotion waives the non-recurring charge associated with the establishment of ADSL service one-year or two-year plans at the speed of up-to 1.0 Mbps/128 kbps.

The promotion will begin November 29, 2003 and will apply to all new service orders taken up to and including January 31, 2004 with a requested installation date no later than February 29, 2004.

- (K) This promotion waives the nonrecurring charge associated with the establishment of, or Option Change to, ADSL service one-year or two-year plans at the speed of up to 1.0 Mbps/128 Kbps. This promotion also waives the nonrecurring charge associated with the establishment of, or a change in, WMVT Service.

The promotion will begin April 3, 2004, and will apply to all new service orders taken up to and including June 10, 2004, with a requested installation date no later than July 9, 2004.

- (L) This promotion waives the nonrecurring charge associated with the establishment of, or Option Change to, ADSL service one-year or two-year plans at the speed of up to 1.0 Mbps/128 Kbps. This promotion also waives the nonrecurring charge associated with the establishment of, or a change in, WMVT Service.

The promotion will begin July 13, 2004, and will apply to all new service orders taken up to and including September 10, 2004, with a requested installation date no later than October 10, 2004.

Issued: December 17, 2015

Effective: January 1, 2016

Vice President, Regulatory and Public Policy
211 Lincoln Street
Roseville, California 95678

ACCESS SERVICE

10 Promotional Offerings (Cont'd)10.2 Terms, Conditions, Rates and Charges (Cont'd)

- (M) This promotion waives the nonrecurring charge associated with the establishment of ADSL service one-year or two-year plans at the speed of up to 1.0 Mbps/128 Kbps. This promotion also waives the nonrecurring charge associated with the establishment of WMVT Service.

The promotion will begin October 16, 2004, and will apply to all new service orders taken up to and including December 31, 2004, with a requested installation date no later than January 31, 2005.

- (N) This promotion waives the nonrecurring charge associated with the establishment of, or Option Change to, ADSL service one-year or two-year plans at the speed of up to 3.0 Mbps/768 Kbps. This promotion also waives the nonrecurring charge associated with the establishment of, or a change in, WMVT Service at the speed of up to 3.0 Mbps/768 Kbps.

The promotion will begin January 1, 2005, and will apply to all new service orders taken up to and including March 30, 2005, with a requested installation date no later than April 30, 2005.

- (O) This promotion waives the nonrecurring charge associated with the establishment of, or Option Change to, ADSL service one-year or two-year plans at the speed of up to 3.0 Mbps/768 Kbps. This promotion also waives the nonrecurring charge associated with the establishment of, or a change in, WMVT Service at the speed of up to 3.0 Mbps/768 Kbps.

The promotion will begin May 10, 2005, and will apply to all new service orders taken up to and including August 6, 2005, with a requested installation date no later than September 6, 2005.

- (P) This promotion waives the nonrecurring charge associated with the establishment of, or Option Change to, ADSL service one-year or two-year plans at the speeds of up to 1.0 Mbps/128 Kbps or up to 3.0 Mbps/768 Kbps. This promotion also waives the nonrecurring charge associated with the establishment of, or a change in, WMVT Service at the speeds of up to 1.0 Mbps/768 Kbps, up to 3.0 Mbps/768 Kbps or up to 20 Mbps/20 Mbps.

The promotion will begin November 16, 2005, and will apply to all new service orders taken up to and including February 10, 2006, with a requested installation date no later than March 10, 2006.

Issued: December 17, 2015

Effective: January 1, 2016

Vice President, Regulatory and Public Policy
211 Lincoln Street
Roseville, California 95678

ACCESS SERVICE

10. Promotional Offerings (Cont'd)10.2 Terms, Conditions, Rates and Charges (Cont'd)

- (Q) This promotion waives the nonrecurring charge associated with the establishment of, or Option Change to, ADSL service one-year or two-year plans at the speeds of up to 1.0 Mbps/128 Kbps or up to 3.0 Mbps/768 Kbps. This promotion also waives the nonrecurring charge associated with the establishment of, or a change in, WMVT Service at the speeds of up to 1.0 Mbps/768 Kbps, up to 3.0 Mbps/768 Kbps or up to 20 Mbps/20 Mbps.

The promotion will begin March 14, 2006, and will apply to all new service orders taken up to and including May 8, 2006, with a requested installation date no later than July 8, 2006.

Issued: December 17, 2015

Effective: January 1, 2016

Vice President, Regulatory and Public Policy
211 Lincoln Street
Roseville, California 95678

ACCESS SERVICE

11. Special Facilities Routing of Access Services11.1 Description

The services provided under this tariff are provided over such routes and facilities as the Telephone Company may elect. Special Facilities Routing is involved when, in order to comply with requirements specified by the customer, the Telephone Company provides Switched Access Service, Special Access Service or Special Federal Government Access Service in a manner which includes one or more of the following conditions:

11.1.1 Diversity

Two or more circuits must be provided over not more than two different physical routes.

11.1.2 Avoidance

A circuit(s) must be provided on a route which avoids specified geographical locations.

11.1.3 Diversity and Avoidance Combined11.1.4 Cable-Only Facilities

Certain Voice Grade services are provided on Cable-Only Facilities to meet the particular needs of a customer.

Service is provided subject to the availability of Cable-Only facilities. In the event of service failure, restoration will be made through the use of any available facilities as selected by the Telephone Company.

Avoidance and Diversity are available on Switched Access Service as set forth in Section 6. preceding and Metallic and Voice Grade Special Access Services as set forth respectively in 7.4 and 7.5 preceding. Cable-Only Facilities are available for Switched Access Service as set forth in Section 6. preceding and Voice Grade Special Access Service as set forth in Section 7.5 preceding.

Issued: December 17, 2015

Effective: January 1, 2016

Vice President, Regulatory and Public Policy
211 Lincoln Street
Roseville, California 95678

ACCESS SERVICE

11. Special Facilities Routing of Access Services11.1 Description (Cont'd)

In order to avoid the compromise of special routing information, the Telephone Company will provide the required routing information for each specially routed service to only the ordering customer. If requested by the customer, this information will be provided when service is installed and prior to any subsequent changes in routing.

The rates and charges for Special Facilities Routing of Access Services are developed on an individual case basis. Such rates and charges for Special Facilities Routing of Access Services are as set forth in 17.2.7 following and are in addition to all other rates and charges that may be applicable for services provided under other sections of this tariff.

Issued: December 17, 2015

Effective: January 1, 2016

Vice President, Regulatory and Public Policy
211 Lincoln Street
Roseville, California 95678

ACCESS SERVICE

12. Specialized Service or Arrangements12.1 General Description

Specialized Service or Arrangements may be provided by the Telephone Company, at the request of a customer, on an individual case basis if such service or arrangements meet the following criteria:

- The requested service or arrangements are not offered under other sections of this tariff.
- The facilities utilized to provide the requested service or arrangements are of a type normally used by the Telephone Company in furnishing its other services.
- The requested service or arrangements are provided within a LATA.
- The requested service or arrangements are compatible with other Telephone Company services, facilities, and its engineering and maintenance practices.
- This offering is subject to the availability of the necessary Telephone Company personnel and capital resources.

Rates and charges and additional regulations if applicable, for Specialized Service or Arrangements are provided on an individual case basis and are set forth in 17.3.7 following.

Issued: December 17, 2015

Effective: January 1, 2016

Vice President, Regulatory and Public Policy
211 Lincoln Street
Roseville, California 95678

ACCESS SERVICE

13. Additional Engineering, Additional Labor and Miscellaneous Services

13.1 addresses Additional Engineering. 13.2 addresses Additional Labor (which is comprised of Overtime Installation, Overtime Repair, Stand by, Testing and Maintenance with Other Telephone Companies, and Other Labor). 13.3 addresses Miscellaneous Services (which are comprised of Testing Services, Maintenance of Service, Telecommunications Service Priority and International Call Blocking Service). 13.4 addresses Presubscription.

In this section, normally scheduled working hours are an employee's scheduled work period in any given calendar day (e.g., 8:00 a.m. to 5:00 p.m.) for the application of rates based on working hours.

A Miscellaneous Service Order charge as described in 5.4.2 preceding may be applicable to services ordered from this section.

13.1 Additional Engineering

Additional Engineering, including engineering reviews as set forth in 5.4.3 preceding, will be undertaken only after the Telephone Company has notified the customer that additional engineering charges apply as set forth in 17.3.2 following, and the customer agrees to such charges.

Additional Engineering will be provided by the Telephone Company at the request of the customer only when:

- (A) A customer requests additional technical information after the Telephone Company has already provided the technical information normally included on the Design Layout Report (DLR) as set forth in 6.1.5 and 7.1.6 preceding.
- (B) Additional engineering time is incurred by the Telephone Company to engineer a customer's request for a customized service as set forth in 7.1.2 preceding.

ACCESS SERVICE

13. Additional Engineering, Additional Labor and Miscellaneous Services (Cont'd)13.1 Additional Engineering (Cont'd)

- (C) A customer requested Design Change requires the expenditure of additional engineering time. Such additional engineering time is incurred by the Telephone Company for the engineering review as set forth in 5.4.3 preceding. The charge for additional engineering time relating to the engineering review, which is undertaken to determine if a design change is indeed required, will apply whether or not the customer authorizes the Telephone Company to proceed with the Design Change. In this case the Design Change charge, as set forth in 17.3.1(C) following, does not apply unless the customer authorizes the Telephone Company to proceed with the Design Change.

13.2 Additional Labor

Additional Labor is that labor requested by the customer on a given service and agreed to by the Telephone Company as set forth in 13.2.1 through 13.2.5 following. The Telephone Company will notify the customer that additional labor charges as set forth in 17.3.3 following will apply before any additional labor is undertaken. When provisioning or restoring Telecommunications Service Priority services, the Telephone Company will, when possible, notify the customer of the applicability of these additional labor charges.

13.2.1 Overtime Installation

Overtime installation is that Telephone Company installation effort outside of normally scheduled working hours.

ACCESS SERVICE

13. Additional Engineering, Additional Labor and Miscellaneous Services (Cont'd)13.2 Additional Labor (Cont'd)13.2.2 Overtime Repair

Overtime repair is that Telephone Company effort performed outside of normally scheduled working hours.

13.2.3 Stand by

Stand by includes all time in excess of one-half (1/2) hour during which Telephone Company personnel stand by to make installation acceptance tests or cooperative tests with a customer to verify facility repair on a given service.

13.2.4 Testing and Maintenance with Other Telephone Companies

Additional testing, maintenance or repair of facilities which connect other telephone companies is that which is in addition to the normal effort required to test, maintain or repair facilities provided solely by the Telephone Company.

13.2.5 Other Labor

Other labor is that additional labor not included in 13.2.1 through 13.2.4 preceding and labor incurred to accommodate a specific customer request that involves only labor which is not covered by any other section of this tariff.

ACCESS SERVICE

13. Additional Engineering, Additional Labor and Miscellaneous Services (Cont'd)13.3 Miscellaneous Services13.3.1 Testing Services

Testing Services offered under this section of the tariff are optional and subject to rates and charges as set forth in 17.3.4 following. Other testing services, as described in 6.2.4 and 7.1.7 preceding, are provided by the Telephone Company in association with Access Services and are furnished at no additional charge.

Testing services are normally provided by Telephone Company personnel at Telephone Company locations. However, provisions are made in (B)(2) following for a customer to request Telephone Company personnel to perform testing services at the customer designated premises.

The offering of Testing Services under this section of the tariff is made subject to the availability of the necessary qualified personnel and test equipment at the various test locations mentioned in (A) and (B) following.

(A) Switched Access Services

Testing Services for Switched Access are comprised of (a) tests which are performed during the installation of a Switched Access Service, i.e., Acceptance Tests, (b) tests which are performed after customer acceptance of such access services and which are without charge i.e., routine testing and (c) additional tests which are performed during or after customer acceptance of such access services and for which additional charges apply, i.e., Additional Cooperative Acceptance Tests and in-service tests.

ACCESS SERVICE

13. Additional Engineering, Additional Labor and Miscellaneous Services (Cont'd)13.3 Miscellaneous Services (Cont'd)13.3.1 Testing Services (Cont'd)(A) Switched Access Services (Cont'd)

Routine tests are those tests performed by the Telephone Company on a regular basis, as set forth in 6.2.4 preceding which are required to maintain Switched Access Service. Additional in-service tests may be done on an automatic basis (no Telephone Company or customer technicians involved), on a manual basis [Telephone Company technician(s) involved at Telephone Company office(s) and Telephone Company or customer technician(s) involved at the customer designated premises].

Testing services are ordered to the Dial Tone Office for FGA, to the access tandem or end office for FGB (wherever the FGB service is ordered) and to the end office for FGs C and D. Testing Services for Directory Assistance Service not routed through an access tandem is ordered to a Directory Assistance Location for each NPA.

(1) Additional Cooperative Acceptance Testing

Additional Cooperative Acceptance Testing of Switched Access Service involves the Telephone Company provision of a technician at its office(s) and the

ACCESS SERVICE

13. Additional Engineering, Additional Labor and Miscellaneous Services (Cont'd)13.3 Miscellaneous Services (Cont'd)13.3.1 Testing Services (Cont'd)(A) Switched Access Services (Cont'd)(1) Additional Cooperative Acceptance Testing (Cont'd)

customer provision of a technician at its premises, with suitable test equipment to perform the required tests. Additional Cooperative Acceptance Tests may, for example, consist of the following tests:

- Impulse Noise
- Phase Jitter
- Signal to C-Notched Noise Ratio
- Intermodulation (nonlinear) Distortion
- Frequency Shift (Offset)
- Envelope Delay Distortion
- Dial Pulse Percent Break

(2) Additional Automatic Testing

Additional Automatic Testing (AAT) of Switched Access Services (Feature Groups B, C and D), is a service where the customer provides remote office test lines and 105 test lines with associated responders or their functional equivalent. The customer may order, at additional charges, gain-slope and C-notched noise testing and may order the routine tests (1004 Hz loss, C-Message Noise and Balance) on an as needed or more than routine schedule.

ACCESS SERVICE

13. Additional Engineering, Additional Labor and Miscellaneous Services (Cont'd)13.3 Miscellaneous Services (Cont'd)13.3.1 Testing Services (Cont'd)(A) Switched Access Services (Cont'd)(2) Additional Automatic Testing (Cont'd)

The Telephone Company will provide an AAT report that lists the test results for each trunk tested. Trunk test failures requiring customer participation for trouble resolution will be provided to the customer on an as-occurs basis.

The Additional Tests, (i.e., gain slope, C-notched noise, 1004 Hz loss, C-message noise and balance) may be ordered by the customer at additional charges, 60 days prior to the start of the customer prescribed schedule. The rates for Additional Automatic Tests are as set forth in 17.3.4(B) following.

(3) Additional Manual Testing

Additional Manual Testing (AMT) of Switched Access Services (Feature Groups A, B, C, and D and Directory Access Service not routed through an access tandem), is a service where the Telephone Company provides a technician at its office(s) and the Telephone Company or customer provides a technician at the customer designated premises, with suitable test equipment to perform the required tests. Such additional tests will normally consist of gain-slope and C-notched noise testing. However, the Telephone Company will conduct any additional tests which the IC may request.

ACCESS SERVICE

13. Additional Engineering, Additional Labor and Miscellaneous Services (Cont'd)13.3 Miscellaneous Services (Cont'd)13.3.1 Testing Services (Cont'd)(A) Switched Access Services (Cont'd)(3) Additional Manual Testing (Cont'd)

The Telephone Company will provide an AMT report listing the test results for each trunk tested. Trunk test failures requiring customer participation for trouble resolution will be provided to the customer on a per occurrence basis.

The Additional Manual Tests may be ordered by the customer at additional charges, 60 days prior to the start of the testing schedule as mutually agreed to by the customer and the Telephone Company.

The rates for Additional Manual Testing are as set forth in 17.3.4(C) following.

ACCESS SERVICE

13. Additional Engineering, Additional Labor and Miscellaneous Services (Cont'd)13.3 Miscellaneous Services (Cont'd)13.3.1 Testing Services (Cont'd)(A) Switched Access Service (Cont'd)(4) Obligations of the Customer

- (a) The customer shall provide the Remote Office Test Line priming data to the Telephone Company, as appropriate, to support routine testing as set forth in 6.2.4(B) preceding or AAT as set forth in 13.3.1(A)(2) preceding.
- (b) The customer shall make the facilities to be tested available to the Telephone Company at times mutually agreed upon.

(B) Special Access Service

The Telephone Company will provide assistance in performing specific tests requested by the customer.

(1) Additional Cooperative Acceptance Testing

When a customer provides a technician at its premises or at an end user's premises, with suitable test equipment to perform the requested tests, the Telephone Company will provide a technician at its office for the purpose of conducting Additional Cooperative Acceptance Testing on Voice Grade Services. At the customer's request, the Telephone Company will provide a technician at the customer's premises or at the end user premises. These tests may, for example, consist of the following:

ACCESS SERVICE

13. Additional Engineering, Additional Labor and Miscellaneous Services (Cont'd)13.3 Miscellaneous Services (Cont'd)13.3.1 Testing Services (Cont'd)(B) Special Access Service (Cont'd)(1) Additional Cooperative Acceptance Testing (Cont'd)

- Attenuation Distortion (i.e., frequency response)
- Intermodulation Distortion (i.e., harmonic distortion)
- Phase Jitter
- Impulse Noise
- Envelope Delay Distortion
- Echo Control
- Frequency Shift

(2) Additional Manual Testing

The Telephone Company will provide a technician at its premises, and the Telephone Company or customer will provide a technician at the customer's designated premises with suitable test equipment to perform the requested tests.

ACCESS SERVICE

13. Additional Engineering, Additional Labor and Miscellaneous Services (Cont'd)13.3 Miscellaneous Services (Cont'd)13.3.1 Testing Services (Cont'd)(B) Special Access Service (Cont'd)(3) Obligation of the Customer

When the customer subscribes to Testing Service as set forth in this section, the customer shall make the facilities to be tested available to the Telephone Company at a time mutually agreed upon.

13.3.2 Maintenance of Service

- (A) When a customer reports a trouble to the Telephone Company for clearance and no trouble is found in the Telephone Company's facilities, the customer shall be responsible for payment of a Maintenance of service charge as set forth in 17.3.4(F) following for the period of time from when Telephone Company personnel are dispatched to the customer designated premises to when the work is completed. Failure of Telephone Company personnel to find trouble in Telephone Company facilities will result in no charge if the trouble is actually in those facilities, but not discovered at the time.

ACCESS SERVICE

13. Additional Engineering, Additional Labor and Miscellaneous Services (Cont'd)13.3 Miscellaneous Services (Cont'd)13.3.2 Maintenance of Service (Cont'd)

- (B) The customer shall be responsible for payment of a Maintenance of Service charge when the Telephone Company dispatches personnel to the customer designated premises, and the trouble is in equipment or communications systems provided by other than the Telephone Company or in detariffed CPE provided by the Telephone Company.

In either (A) or (B) preceding, no credit allowance will be applicable for the interruption involved if the Maintenance of Service Charge applies.

13.3.3 Telecommunications Service Priority (TSP) System

- (A) Priority installation and/or restoration of National Security Emergency Preparedness (NSEP) telecommunications services shall be provided in accordance with Part 64.401, Appendix A. of the Federal Communications Commission's (FCC's) Rules and Regulations.

In addition, TSP System service shall be provided in accordance with the guidelines set forth in "Telecommunications Service Priority (TSP) System for National Security Emergency Preparedness (NSEP) Service Vendor Handbook" NCS Handbook 3-1-2 dated July 9, 1990, and "Telecommunications Service Priority System for National Security Emergency Preparedness Service User Manual" (NCSM 3-1-1).

ACCESS SERVICE

13. Additional Engineering, Additional Labor and Miscellaneous Services (Cont'd)13.3 Miscellaneous Services (Cont'd)13.3.3 Telecommunications Service Priority - TSP (Cont'd)

The TSP System is the regulatory, administrative and operation system authorizing and providing for priority treatment, to provision and restore NSEP telecommunications services. These services include both Switched and Special Access Services. Under the rules of the TSP System, telephone companies are authorized and required to provision and restore services with TSP assignments before services without such assignments.

For Switched Access Service, the TSP System's applicability is limited to those services which the Telephone Company can discretely identify for priority installation and or restoration.

- (B) The customer for TSP System Service must also be the same customer for the Access Service with which it is associated.

ACCESS SERVICE

13. Additional Engineering, Additional Labor and Miscellaneous Services (Cont'd)13.3 Miscellaneous Service (Cont'd)13.3.3 Telecommunications Service Priority - TSP (Cont'd)

- (C) A Telecommunications Service Priority charge applies as set forth in 17.3.4 when a request to provide or change a Telecommunications Service Priority is received subsequent to the issuance of an Access Order to install the service.

Additionally, a Miscellaneous Service Order Charge as set forth in 17.3.1. will apply to Telecommunications Service Priority requests that are ordered subsequent to the initial installation of the associated access service.

A Telecommunications Service Priority charge does not apply when a Telecommunications Service Priority is discontinued or when ordered coincident with an Access Order to install or change service.

In addition, Additional Labor rates as set forth in 17.3.3 may be applicable when provisioning or restoring Switched or Special Access Services with Telecommunications Service Priority.

When the customer requests an audit or a reconciliation of the Telephone Company's Telecommunications Service Priority records, a Miscellaneous Service Order Charge as set forth in 17.3.1 and Additional Labor rates as set forth in 17.4.3 are applicable.

ACCESS SERVICE

13. Additional Engineering, Additional Labor and Miscellaneous Services (Cont'd)13.3 Miscellaneous Services (Cont'd)13.3.3 Telecommunications Service Priority - TSP (Cont'd)

- (D) Under certain conditions, it may be necessary to preempt one or more customer services with a lower or no priority assignment in order to install or restore NSEP telecommunications service(s) of a higher priority. If such preemption is necessary, and if circumstances permit, the Telephone Company will make reasonable effort to notify the preempted service customer of the action to be taken. Credit allowance for such service preemption shall be made in accordance with the provisions set forth in 2.4.4(E) preceding, concerning Temporary Surrender of a Service.
- (E) The customer, in obtaining TSP System service, acknowledges and consents to the provision of certain customer service record information by the Telephone Company to the Federal Government in order for the Government to maintain and administer its overall TSP System. This customer service record information will include only customer name, TSP Authorization Code, Telephone Company Circuit/Service ID, customer telephone number and customer mailing address.
- (F) When Priority Restoration Maintenance and Administration is discontinued and the associated Access Service is continued in service, no charge applies for such a discontinuance.
- (G) Credit allowance for service interruption for Priority Restoration Maintenance and Administration shall be the same as for the Access Service with which it is associated as set forth in 2.4.4 preceding.

ACCESS SERVICE

13. Additional Engineering, Additional Labor and Miscellaneous Services (Cont'd)13.3 Miscellaneous Services (Cont'd)13.3.4 Miscellaneous Equipment(A) Controller Arrangement

This arrangement enables the customer to control up to 48 transfer functions at a Telephone Company central office via a remote keyboard terminal capable of either 300 or 1200 bps operation. Included as part of the Controller Arrangement is a dial-up data station located at the Telephone Company Central Office to provide access to the Controller Arrangement. This dial-up data station consists of a 212A DATAPHONE data set and an appropriate Telephone Company provided channel.

The Controller Arrangement must be located in the same Telephone Company central office as the transfer functions which it controls.

Charges for the Controller Arrangement are set forth in 17.3.4(H) following.

13.3.5 International Blocking Service

International Blocking Service (IBS) is an optional end user feature that will block customers from direct dialing international calls via the preselected or presubscribed interexchange carrier (011+) on designated telephones, where technically feasible. IBS will also block customers from over-riding the preselected interexchange carrier when dialing direct-dialed international calls (10XXX 011+) from designated telephones, where technically feasible.

IBS is a nonchargeable service. For service order activity associated with installing or removing IBS, a Miscellaneous Service Order Charge as set forth in 17.3.4(J) will apply.

This service is filed pursuant to the Federal Communications Commissions' Order, In the Matter of Policies and Rules Concerning Operator Service Access and Pay Telephone Compensation, CC Docket NO. 91-35, released July 10, 1992.

ACCESS SERVICE

13. Additional Engineering, Additional Labor and Miscellaneous Services (Cont'd)13.3 Miscellaneous Services (Cont'd)13.3.6 Information Services Call Blocking (ISCB)

Information Services Call Blocking (ISCB) is a Central Office call blocking service. ISCB allows the Telephone Company's single-party residential and business customers the option to block directly dialed, Telephone Company operator-assisted and Telephone Company operator entered billing calls originating from their telephones to Pacific Bell California 976 and Pacific Bell California 900 numbers within California and to 900 Interexchange Carrier Service numbers (900 IEC).

The Telephone Company shall, upon request from the customer, provide blocking pursuant to the regulations set below and rates as shown in 17.3.4(K) following.

- (A) ISCB will be disconnected only if the customer makes a written request to the business office to cancel the service or if the customer disconnects their telephone service. The customer will be charged the applicable rates as shown in 17.3.4 (K) following.

If a customer with ISCB dials a Pacific Bell California 976, Pacific Bell California 900 or 900 IEC number, they will receive a recorded announcement that advises the customer that their call cannot be completed as dialed. The customer will be able to dial all other numbers.

- (B) The Telephone Company shall make a one-time adjustment for Pacific Bell California 976, Pacific Bell California 900 or 900 IEC charges per customer account if it is established that: 1) the calls were made by the customer's minor children without minor parental consent, 2) the calls were not authorized by the customer, or 3) the customer was not aware that associated service charges applied.

ACCESS SERVICE

13. Additional Engineering, Additional Labor and Miscellaneous Services (Cont'd)13.3 Miscellaneous Services (Cont'd)13.3.6 Information Services Call Blocking (ISCB) (Cont'd)

- (C) A customer must request an adjustment within 60 days of the bill date on the bill in question. The customer will be informed of the availability of ISCB at the time of the adjustment. If the customer elects to have ISCB installed, contested Pacific Bell California 976, Pacific Bell California 900 or 900 IEC charges will be adjusted to the date blocking is placed on the customer's line.
- (D) The Telephone Company may block access to Pacific Bell California 976, Pacific Bell California 900 and 900 IEC services for customers who fail or refuse to pay for associated charges, except charges for which an adjustment has been granted.
- (E) The Telephone Company will not disconnect local service for non-payment of Pacific Bell California 976, Pacific Bell California 900 and 900 IEC charges. The Telephone Company will inform the customer, by mail, of financial responsibility for Information that if they are not paid, the Telephone Company will equip the customer's line(s) with Information Services Call Blocking.
- (F) The Telephone Company will temporarily block access to Pacific Bell California 976, Pacific Bell California 900 and 900 IEC calls if the customer exceeds \$150.00 in 900 call charges and the Telephone Company is unable to contact the customer. Once the Telephone Company has contacted the customer, the blocking will be removed at the customer's request at no additional charge.

ACCESS SERVICE

13. Additional Engineering, Additional Labor and Miscellaneous Services (Cont'd)

13.3 Miscellaneous Services (Cont'd)

13.3.6 Information Services Call Blocking (ISCB) (Cont'd)

- (G) Blocking access to Pacific Bell California 976, Pacific Bell California 900 and 900 IEC is offered to all customers at no charge at the time telephone service is established at a new number and for sixty days thereafter.

ACCESS SERVICE

13. Additional Engineering, Additional Labor and Miscellaneous Services (Cont'd)13.4 Presubscription

- (A) Presubscription is the process by which end-user customers or their authorized agent, may select and designate to the Telephone Company an interexchange carrier (IC) to access, without an access code, for interLATA calls. This IC is referred to as the end-user's presubscribed IC (PIC). An end-user or their agent may also select a different IC or exchange carrier (EC) to place intraLATA toll calls without an access code. This IC or EC is referred to as the end-user's intraLATA predesignated interexchange carrier (IPIC). When a customer requests both interLATA and intraLATA Presubscription changes to the same phone number on the same order, a reduced rate from a single PIC change applies from this tariff as set forth in 17.3.4(I) following. An intraLATA presubscription charge may be applied under the Telephone Company's appropriate intrastate tariff.
- (B) Orders may be submitted to the Telephone Company by manual process only. Only certain formats for record exchange are accepted, i.e., FTP transfer, 9-track tape or paper. Acceptable formats are updated periodically and carriers are notified. Mechanized interfaces to the Telephone Company's service order system are not available.
- (C) On the effective date of this tariff, all existing end-users have access to interstate MTS/WATS. No later than 85 days prior to conversion to Feature Group D in a serving end office, the Telephone Company will notify end-users of the availability of equal access in their particular area. The notification will include the names of all ICs wishing to participate in the presubscription process. This notification will be sent via U.S. Mail to each end-user of record served by the end office to be converted.
- (D) End-users may select one of the following options at no charge:
- indicate a primary PIC for all of its lines,
 - indicate a different PIC for each of its lines.

Only one PIC may be selected for each line or lines terminating in the same hunt group.

ACCESS SERVICE

13. Additional Engineering, Additional Labor and Miscellaneous Services (Cont'd)13.4 Presubscription (Cont'd)

(D) (Cont'd)

End-users may designate that they do not want to presubscribe to any PIC. The end-user must arrange this designation by directly notifying the Telephone Company's business office. This choice will require the end-user to dial an access code (10XXX) for all calls.

A nonrecurring charge, as set forth in 17.3.4(I) following will apply after the end-user's initial selection of a PIC or the designation that they do not want to presubscribe to any PIC.

- (E) End-users not responding to the initial notification will be sent a second notification for the selection of a PIC no earlier than 40 days prior to or no later than 90 days after the conversion to Equal Access in a serving end office. This second notification will indicate the primary PIC that has been assigned to them if they fail to respond to the second notification.

After the allocation process has been completed, end-users assigned to a PIC via the allocation process may change their PIC one time within six months after conversion to Equal Access in the serving end office at no charge.

Following the six month period after conversion to Equal Access for any change in selection, a nonrecurring charge as set forth in 17.3.4(I) following, applies.

- (F) When an end-user indicates more than one PIC selection on the return notification or returns an illegible return notification, the Telephone Company will contact the end-user for clarification. If the end-user indicates a PIC selection on the return notification that does not match with information provided by a PIC and both notifications indicate the same authorization date, the end-user's notification takes precedence and the Telephone Company will process the end-user's selection. In the event that two or more PICs provide to the Telephone Company notifications with the same authorization date and neither notification has been processed, the Telephone Company will contact the end-user for clarification. A list of these customers in conflict must be sent to the affected PIC by the Telephone Company.

ACCESS SERVICE

13. Additional Engineering, Additional Labor and Miscellaneous Services (Cont'd)13.4 Presubscription (Cont'd)

(F) (Cont'd)

In the event that two or more PICs have provided to the Telephone Company notifications with the same authorization date(s), and one PIC notification has already been processed by the Telephone Company, those PIC notifications not yet processed would be returned to the PICs.

- (G) New end-users who are served by end offices equipped with Feature Group D will be asked to presubscribe to a PIC at the time they place an order with the Telephone Company for Telephone Exchange Service. They may select either of the following options. There will be no charge for this initial selection.

- designate a primary PIC for all of its lines,
- designate a different PIC for each of its lines.

Only one PIC may be selected for each individual line, or lines terminating in the same hunt group. Subsequent to the installation of Telephone Exchange Service and after the end-user's initial selection of a PIC, for any change in selection, a nonrecurring charge, as set forth in 17.3.4(I) following, applies.

ACCESS SERVICE

13. Additional Engineering, Additional Labor and Miscellaneous Services (Cont'd)13.4 Presubscription (Cont'd)

- (H) If the new end-user fails to designate a PIC as its predesignated IC prior to the date of installation of Telephone Exchange Service, the Telephone Company will (1) allocate the end-user to a PIC based upon current PIC presubscription ratios, (2) require the end-user to dial an access code (10XXX) for all interstate calls, or (3) block the end-user from interstate calling. The end-user will be notified which option will be applied if they fail to presubscribe to a PIC. An allocated or blocked end-user may designate another, or initial, PIC one time at no charge if it is requested within six months after the installation of Telephone Exchange Service.

For any change in selection after 6 months from the installation of Telephone Exchange Service, a nonrecurring charge, as set forth in 17.3.4(I) following applies.

- (I) If a PIC elects to discontinue its Feature Group D Service offering prior to or within 2 years of the conversion, the IC will notify the Telephone Company of the cancellation. The PIC will also notify all end-users which selected them that they are canceling their service and they should contact the Telephone Company to select a new PIC. The PIC will also inform the end-user that it will pay the presubscription change charge. The canceling PIC will then be billed by the Telephone Company the appropriate charge for each end-user for a period of two years from the discontinuance of Feature Group D service.
- (J) If a PIC requests a PIC change on behalf of an end-user, the end-user subsequently denies requesting the change, and the PIC is unable to substantiate the change with a letter of agency signed by the end-user then;
- The end-user will be changed back to the previously selected PIC at no charge to the end-user,
 - Both the Miscellaneous Service Order charge as set forth in 17.3.1(D) and the Presubscription Change charge as set forth in 17.3.4(I) will be billed to the PIC that requested the unauthorized PIC change.

ACCESS TARIFF

13. Additional Engineering, Additional Labor and Miscellaneous Services (Cont'd)13.5 Billing Name and Address Information

Telecommunications Service Providers may request Billing Name and Address information of the Telephone Company for a specifically stated Billed Telephone Number (BTN). This information is to be used only for purposes authorized in FCC Orders 93-254 and 93-535, CC Docket 91-115 and as defined below.

The Telephone Company shall not disclose billing name and address information to any party other than a telecommunications service provider or an authorized billing and collection agent of a telecommunications service provider.

No telecommunications service provider or authorized billing and collection agent of a telecommunications service provider shall use billing name and address information for any purpose other than billing customers for using telecommunications services of that service provider and collecting amounts due.

The Telephone Company shall not disclose billing name and address information on a bulk basis. This does not preclude the Telephone Company from providing to an interexchange carrier the billing name and address information for all customers presubscribed to that interexchange carrier.

The Telephone Company shall obtain from subscribers with unlisted or unpublished telephone numbers or LEC joint use cards who also have unlisted or unpublished telephone numbers written consent for non-disclosure of the billing name and address information. Any unlisted or unpublished subscriber requesting non-disclosure of BNA will be programmed in LIDB to issue "deny" responses to third number, collect and credit card calls.

BNA will be provided for collect, third party and LEC calling card calls only. The Telephone Company will provide Billing Name and Address information on a per request per BTN basis, using rates specified in 17.3.4(K). This information will be provided in writing.

Requests for Billing Name and Address must be submitted in writing. The request must be accompanied by: 1) Carrier identification code, 2) Specific BTN's for which Billing Name and Address is requested, 3) Contact name and number for verification; 4) name and address where information is to be mailed; and 5) purpose for Billing Name and Address request.

ACCESS TARIFF

13. Additional Engineering, Additional Labor and Miscellaneous Services (Cont'd)13.6 Originating Line Screening (OLS) Service

The Telephone Company will provide OLS Service to aggregators and other customers who obtain local exchange service from the Telephone Company under its general or local exchange tariff. OLS service enables customers to determine whether there are billing restrictions on exchange service lines from which a call originates. OLS service delivers codes on operator assisted calls made from aggregator locations to identify calls originating from privately owned payphones, inmate locations, and hotels/motels, etc.

OLS Service is provided at no charge when ordered with the installation of new local exchange service. However, when an OLS code is added to an existing exchange service line, a charge is applied as set forth in 17.3.4(M). This charge is applied for each exchange service line to which an OLS code is assigned. The customer must specify the number of exchange service lines and each individual telephone number equipped.

A Miscellaneous Service Order Charge as set forth in 17.3.1(D) will apply to orders adding OLS codes that are placed subsequent to the initial installation of the associated exchange service line. This charge does not apply when OLS codes are removed from an exchange service line at the same time that the exchange service line is disconnected.

OLS codes may be delivered using Line Information database (LIDB) or Flexible automatic Number Identification (Flex ANI) technology. Those telephone companies delivering OLS codes using LIDB are identified in NATIONAL EXCHANGE CARRIER ASSOCIATION, INC. TARIFF F.C.C. no. 4, as are those companies delivering OLS codes using Flex ANI.

13.7 Non-chargeable Confirmation Services13.7.1 Billed Number Screening (BNS)

At the request of the customer, the Telephone Company business office will confirm BNS codes associated with a line to which a call is to be billed.

13.7.2 Originating Line Screening (OLS)

At the request of the customer, the Telephone Company business office will confirm OLS codes associated with an exchange service line from which a call originates.

ACCESS TARIFF

13. Additional Engineering, Additional Labor and Miscellaneous Services (Cont'd)

13.8 Public Access Line (PAL) Features

13.8.1 Reserved

ACCESS TARIFF

13. Additional Engineering, Additional Labor and Miscellaneous Services (Cont'd)13.8 Public Access Line (PAL) Features (Cont'd)13.8.2 Reserved13.8.3 Payphone Specific Coding

Payphone Specific Coding is provided through Flex ANI to the Interexchange carrier for the purpose of identifying calls from payphones so that the Interexchange carrier can pay compensation for customer toll free access and access code calls.

A monthly charge will be applied to each payphone as set forth in Section 17.3.4(N)(3) for a period of five years from the effective date.

13.9 Local Number Portability13.9.1 General Description

Local Number Portability is a service which allows the subscriber to retain their existing telephone number(s) when switching from one telecommunications carrier to another within the same serving area. The FCC has authorized an end user surcharge to recover the costs of implementing this capability. This surcharge will be in effect until December 19, 2004, and will be applied to all end user access lines. PBX trunks will be assessed the surcharge for nine (9) access lines and PRI's will be assessed the surcharge for five (5) access lines.

ACCESS SERVICE

14. Exceptions to Access Service Offerings

The services offered under the provisions of this tariff are subject to availability as set forth in 2.1.4 preceding. In addition, the following exceptions apply:

(Paragraphs 14.1 through 14.5 following are reserved for future listings as a result of a subsequent survey. In the meantime, in planning an end-to-end service, the customer should contact the Telephone Company in each customer designated premises city to assure itself that all of the service or service components required for a given customer service are currently available.)

- 14.1 The following service(s) is (are) not offered in the operating territory of listed Issuing Carriers.

(Reserved for future use.)

- 14.2 The following offering(s) is (are) limited to existing locations. No inside moves, rearrangements or additions will be permitted.
(Reserved for future use.)

- 14.3 The following offering(s) is (are) limited to existing locations. Inside moves or rearrangements may be undertaken. However, no additions will be permitted.

(Reserved for future use.)

ACCESS TARIFF

14. Exceptions to Access Service Offerings (Cont'd)

- 14.4 The following offering(s) is (are) limited to existing locations where additional units may be added for growth. Inside moves or rearrangements may be undertaken.

(Reserved for future use.)

- 14.5 The following offering(s) is (are) limited to existing locations where additional units may be added for growth. However, inside moves or rearrangements will not be permitted.

(Reserved for future use.)

ACCESS SERVICE

15. Access Service Interfaces and Transmission Specifications

15.1 contains Switched Access Service Options (which are comprised of Interface Groups, Supervisory Signaling, Entry Switch Receive Level and Local Transport Termination) and Transmission Specifications. 15.2 describes Special Access Service Network Channel (NC) codes and network Channel Interface (NCI) codes. 15.3 contains Interface Group, Premises Interface Code and Standard Transmission Specifications applicable to Directory Access Service.

15.1 Switched Access Service

Ten Interface Groups are provided for terminating the Local Transport Entrance Facility at the customer's designated premises. Each Interface Group provides a specified premises interface (e.g., two-wire, four-wire, DS1, etc.). Where transmission facilities permit, the Entrance Facility may, at the option of the customer, be provided with optional features as set forth in 15.1.1 following.

As a result of the customer's access order and the type of Telephone Company transport facilities serving the customer designated premises, the need for signaling conversions or two-wire to four-wire conversions, or the need to terminate digital or high frequency facilities in channel bank equipment may require that Telephone Company equipment be placed at the customer designated premises. For example, if a voice frequency interface is ordered by the customer and the Telephone Company facilities serving the customer designated premises are digital, then Telephone Company channel bank equipment must be placed at the customer designated premises in order to provide the voice frequency interface ordered by the customer.

ACCESS SERVICE

15. Access Service Interfaces and Transmission Specifications (Cont'd)15.1 Switched Access Service (Cont'd)15.1.1 Local Transport Interface Groups

Interface Groups are combinations of technical parameters which describe the Telephone Company handoff at the point of termination at the customer designated premises. The technical specifications concerning the available interface groups are set forth in (A) through (D) following.

Interface Group 1 is provided with Type C Transmission Specifications, as set forth in 15.1.2(C) following, and Interface Groups 2 through 10 are provided with Type A or B Transmission Specifications, as set forth respectively in 15.1.2(E) and (F) following, depending on the Feature Group and whether the Access Service is routed directly or through an access tandem. All Interface Groups are provided with Data Transmission Parameters.

Only certain premises interfaces are available at the customer designated premises. The premises interfaces associated with the Interface Groups may vary among Feature Groups.

(A) Interface Group 1

Interface Group 1, except as set forth in the following, provides two-wire voice frequency transmission at the point of termination at the customer designated premises. The interface is capable of transmission of voice and associated telephone signals within the frequency bandwidth of approximately 300 to 3000 Hz.

ACCESS SERVICE

15. Access Service Interfaces and Transmission Specifications (Cont'd)15.1 Switched Access Service (Cont'd)15.1.1 Local Transport Interface Groups (Cont'd)(A) Interface Group 1 (Cont'd)

Interface Group 1 is not provided in association with FGC and FGD when the first point of switching is an access tandem. In addition, Interface Group 1 is not provided in association with FGB, FGC or FGD when the first point of switching provides only four-wire terminations.

The transmission path between the point of termination at the customer designated premises and the customer's serving wire center, may be comprised of any form or configuration of plant capable of and typically used in the telecommunications industry for the transmission of voice and associated telephone signals within the frequency bandwidth of 300 to 3000 Hz.

The interface is provided with loop supervisory signaling. When the interface is associated with FGA, such signaling will be loop start or ground start signaling. When the interface is associated with FGB, FGC or FGD, such signaling except for two-way calling which is E&M signaling, will be reverse battery signaling.

(B) Interface Group 2

Interface Group 2 provides four-wire voice frequency transmission at the point of termination at the customer designated premises. The interface is capable of transmission of voice and associated telephone signals within the frequency bandwidth of approximately 300 to 3000 Hz.

ACCESS SERVICE

15. Access Service Interfaces and Transmission Specifications (Cont'd)15.1 Switched Access Service (Cont'd)15.1.1 Local Transport Interface Groups (Cont'd)(B) Interface Group 2 (Cont'd)

The transmission path between the point of termination at the customer designated premises and the customer's serving wire center may be comprised of any form or configuration of plant capable of and typically used in the telecommunications industry for the transmission of voice and associated telephone signals within the frequency bandwidth of approximately 300 to 3000 Hz.

The interface is provided with loop supervisory signaling. When the interface is associated with FGA, such signaling will be loop start or ground start signaling. When the interface is associated with FGB, FGC or FGD, such signaling, except for two-way calling which is E&M signaling, will be reverse battery signaling.

(C) Interface Groups 3 through 5

Interface Groups 3 through 5 provide analog transmission at the point of termination at the customer designated premises. The various interfaces are capable of transmitting electrical signals at the frequencies illustrated following, with the capability to channelize voice frequency transmission paths. Certain frequencies within the bandwidth of the Interface Groups are reserved for Telephone Company use, e.g., pilot and carrier group alarm tones. Before the first point of switching, the Telephone Company will provide multiplex equipment to derive the transmission paths of frequency bandwidth of approximately 300 to 3000 Hz.

ACCESS SERVICE

15. Access Service Interfaces and Transmission Specifications (Cont'd)15.1 Switched Access Service (Cont'd)15.1.1 Local Transport Interface Groups (Cont'd)(C) Interface Groups 3 through 5 (Cont'd)

The interfaces are provided with individual transmission path SF supervisory signaling.

Interface Group Identification <u>No.</u>	Transmission Frequency <u>Bandwidth</u>	Analog Hierarchy <u>Level</u>	Maximum No. of Channelized Voice Freq. <u>Trans. Paths</u>
3	60-108 kHz	Group	12
4	312-552 kHz	Supergroup	60
5	564-3084 kHz	Mastergroup	600

(D) Interface Groups 6 through 10

Interface Groups 6 through 10 provide digital transmission at the point of termination at the customer designated premises. The various interfaces are capable of transmitting electrical signals at the nominal bit rates illustrated following, with the capability to channelize voice frequency transmission paths. Before the first point of switching, when analog switching utilizing analog terminations is provided, the Telephone Company will provide multiplex and channel bank equipment to derive transmission paths of a frequency bandwidth of approximately 300 to 3000 Hz. When digital switching or analog switching with digital carrier terminations is provided, the Telephone Company will provide a DS1 signal(s) in D3/D4 format.

ACCESS SERVICE

15. Access Service Interfaces and Transmission Specifications15.1 Switched Access Service (Cont'd)15.1.1 Local Transport Interface Groups (Cont'd)(D) Interface Groups 6 through 10 (Cont'd)

The interfaces are provided with individual transmission path bit stream supervisory signaling.

Interface Group Identification <u>No.</u>	Nominal Bit Rate (Mbps)	Digital Hierarchy <u>Level</u>	Maximum No. of Channelized Voice Freq. <u>Trans. Paths</u>
6	1.544	DS1	24
7	3.152	DS1C	48
8	6.312	DS2	96
9	44.736	DS3	672
10	274.176	DS4	4032

ACCESS SERVICE

15. Access Service Interfaces and Transmission Specifications (Cont'd)15.1 Switched Access Service (Cont'd)15.1.1 Local Transport Interface Groups (Cont'd)(E) Local Transport Optional Features

Where transmission facilities permit, the Telephone Company will, at the option of the customer, provide the following features in association with Local Transport. An access order Charge as specified in 17.3.1(A) following is applicable on a per order basis when nonchargeable optional features are added subsequent to the installation of service.

- Customer Specified Entry Switch Receive Level

Customer Specified Entry Switch Receive Level allows the customer to specify the receive transmission level at the first point of switching. The range of transmission levels which may be specified is described in Technical Reference TR-NPL-000334. This feature is available with Interface Groups 2 through 10 for Feature Groups A and B.

- Customer Specification of Local Transport Termination

Customer Specification of Local Transport Termination allows the customer to specify, for Feature Group B routed directly to an end office or access tandem, a four-wire termination of the Local Transport at the first point of switching in lieu of a Telephone Company selected two-wire termination. This option is available only when the Feature Group B arrangement is provided with Type B Transmission Specifications.

ACCESS SERVICE

15. Access Service Interfaces and Transmission Specifications (Cont'd)15.1 Switched Access Service (Cont'd)15.1.1 Local Transport Interface Groups (Cont'd)(E) Local Transport Optional Features (Cont'd)- Supervisory Signaling

Supervisory Signaling allows the customer to order an optional supervisory signaling arrangement for each transmission path provided where the transmission parameters permit, and where signaling conversion is required by the customer to meet its signaling capability.

The Interface Groups, as described in (A) through (D) preceding, represent industry standard arrangements. Where transmission parameters permit, the customer may select the following optional signaling arrangements in place of the signaling arrangements standardly associated with the Interface Groups.

- For Interface Groups 1 and 2 associated with FGBor FGD DX Supervisory Signaling, E&M Type I Supervisory Signaling,

ACCESS SERVICE

15. Access Service Interfaces and Transmission Specifications (Cont'd)15.1 Switched Access Service (Cont'd)15.1.1 Local Transport Interface Groups (Cont'd)(E) Local Transport Optional Features (Cont'd)

E&M Type II Supervisory Signaling, or E&M Type III Supervisory Signaling

- For Interface Group 2 associated with FGB or FGD and in addition to the preceding

SF Supervisory Signaling, or Tandem Supervisory Signaling

- For Interface Groups 3 through 5

Optional Supervisory Signaling Not Available

- For Interface Groups 6 through 10

These Interface Groups may, at the option of the customer, be provided with individual transmission path SF supervisory signaling where such signaling is available in Telephone Company central offices. Generally such signaling is available only where the first point of switching provides an analog (i.e., non digital) interface to the transport termination.

Additionally, in (F) following, there is a matrix of available Premises Interface Codes as a function of Interface Group, Telephone Company Switch Supervisory Signaling and Feature Group.

ACCESS SERVICE

15. Access Service Interfaces and Transmission Specifications (Cont'd)15.1 Switched Access Service (Cont'd)15.1.1 Local Transport Interface Groups (Cont'd)(F) Available Premises Interface Codes

Following is a matrix showing premises interface codes which are available for each Interface Group. Their availability is a function of the Telephone Company switch supervisory signaling and Feature Group. For explanations of these codes, see the Parameter Codes and Options as set forth in 15.2.2(A) following.

Interface Group	Telephone Company Switch Supervisory Signaling	Premises Interface Code	Feature Group		
			A	B	D
1	LO	2LS2	X		
	LO	2LS3	X		
	GO	2GS2	X		
	GO9	2GS3	X		
	LO, GO	2DX3	X		
	LO, GO	4EA3-E	X		
	LO, GO	4EA3-M	X		
	LO, GO	6EB3-E	X		
	LO, GO	6EB3-M	X		
	RV, EA, EB, EC	2DX3		X	X
	RV, EA, EB, EC	4EA3-E		X	X

ACCESS SERVICE

15. Access Service Interfaces and Transmission Specifications (Cont'd)15.1 Switched Access Service (Cont'd)15.1.1 Local Transport Interface Groups (Cont'd)(F) Available Premises Interface Codes (Cont'd)

Interface Group	Telephone Company Switch Supervisory Signaling	Premises Interface Code	Feature Group		
			A	B	D
1 (Cont't)	RV, EA, EB, EC	4EA3-M		X	X
	RV. EA, EB, EC	6EB3-E		X	X
	RV. EA, EB, EC	6EB3-M		X	X
	EA, EB, EC	6EC3			X
	RV	2RV3-0		X	X
	RV	2RV3-T		X	X
2	LO, GO	4SF2	X		
	LO GO	4SF3	X		
	LO	4LS2	X		
	LO	4LS3	X		
	LO	6LS2	X		
	GO	4GS2	X		
	GO	4GS3	X		
	GO	6GS2	X		
	LO, GO	4DX2	X		
	LO, GO	4DX3	X		
	LO, GO	6EA2-E	X		
	LO, GO	6EA2-M	X		
	LO, GO	8EB2-E	X		
	LO, GO	8EB2-M	X		
	LO, GO	6EX2-B	X		
	RV, EA, EB, EC	4SF2		X	X
	RV. EA, EB, EC	4SF3		X	
	RV, EA, EB, EC	4DX2		X	X
	RV. EA, EB, EC	4DX3		X	

ACCESS SERVICE

15. Access Service Interfaces and Transmission Specifications (Cont'd)15.1 Switched Access Service (Cont'd)15.1.1 Local Transport Interface Groups (Cont'd)(F) Available Premises Interface Codes (Cont'd)

Interface Group	Telephone Company Switch Supervisory Signaling	Premises Interface Code	Feature Group		
			A	B	D
2(Cont't)	RV, EA, EB, EC	6EA2-E	X		X
	RV. EA, EB, EC	6EA2-M	X		X
	RV. EA, EB, EC	8EB2-E	X		X
	RV. EA, EB, EC	8EB2-M	X		X
	EA, EB, EC	8EC2-M			X
	RV	4RV2-0	X		X
	RV	4RV2-T	X		X
	RV	4RV3-0	X		
	RV	4RV3-T	X		
3	LO, GO	4AH5-B	X		
	RV. EA, EB, EC	4AH5-B		X	X
4	LO, GO	4AH6-C	X		
	RV. EA, EB, EC	4AH6-C		X	X
5	LO, GO	4AH6 D	X		
	RV. EA, EB, EC	4AH6-D		X	X
6	LO, GO	4DS9-15	X		
	LO, GO	4DS9-15L	X		
	RV. EA, EB, EC	4DS9-15		X	X
	RV. EA, EB, EC	4DS9-15L		X	X
7	LO, GO	4DS9-31	X		
	LO, GO	4DS9-31L	X		
	RV. EA, EB, EC	4DS9-31		X	X
	RV. EA, EB, EC	4DS9-31L		X	X

ACCESS SERVICE

15. Access Service Interfaces and Transmission Specifications (Cont'd)15.1 Switched Access Service (Cont'd)15.1.1 Local Transport Interface Groups (Cont'd)(F) Available Premises Interface Codes (Cont'd)

Interface Group	Telephone Company Switch Supervisory Signaling	Premises Interface Code	Feature Group		
			A	B	D
8	LO, GO	4DS0-63	X		
	LO, GO	4DS0-63L	X		
	RV. EA, EB, EC	4DS0-63		X	X
	RV. EA, EB, EC	4DS0-63L		X	X
9	LO, GO	4DS6-44	X		
	LO, GO	4DS6-44L	X		
	RV. EA, EB, EC	4DS6-44		X	X
	RV. EA, EB, EC	4DS6-44L		X	X
10	LO, GO	4DS6-27	X		
	LO, GO	4DS6-27L	X		
	RV. EA, EB, EC	4DS6-27		X	X
	RV. EA, EB, EC	4DS6-27L		X	X

15.1.2 Standard Transmission Specifications

Descriptions of the transmission specifications available with each Feature Group as a function of the Interface Group selected by the customer, are set forth in (A) through (D) following. Descriptions of each of the Standard Transmission Specifications and the two Data Transmission Parameters mentioned are set forth respectively in (E) through (G) and 15.1.3(A) and (B) following:

ACCESS SERVICE

15. Access Service Interfaces and Transmission Specifications (Cont'd)15.1 Switched Access Service (Cont'd)15.1.2 Standard Transmission Specifications (Cont'd)(A) Feature Group A

FGA is provided with either Type B or Type C Transmission Specifications. The specifications for the associated parameters are guaranteed to the first point of switching. Type C Transmission Specifications are provided with Interface Group 1 and Type B is provided with Interface Groups 2 through 10. Type DB Data Transmission Parameters are provided with FGA to the first point of switching.

(B) Feature Group B

FGB is provided with either Type B or Type C Transmission Specifications. The specifications for the associated parameters are guaranteed to the end office when routed directly or to the first point of switching when routed via an access tandem. Type C Transmission Specifications are provided with Interface Group 1 and type B is provided with Interface Groups 2 through 10. Type DB Data Transmission Parameters are provided with FGB to the first point of switching.

ACCESS SERVICE

15. Access Service Interfaces and Transmission Specifications (Cont'd)

15.1 Switched Access Service (Cont'd)

15.1.2 Standard Transmission Specifications (Cont'd)

(D) Feature Group D

FGD is provided with either Type A, Type B or Type C
Transmission Specifications as follows:

ACCESS SERVICE

15. Access Service Interfaces and Transmission Specifications (Cont'd)15.1 Switched Access Service (Cont'd)15.1.2 Standard Transmission Specifications (Cont'd)(D) Feature Group D (Cont'd)

- When routed to the end office either Type B or C is provided.
- When routed to an access tandem only Type A is provided.
- Type A is provided on the transmission path from the access tandem to the end office.

Type C Transmission Specifications are provided with Interface Group 1. Type A and Type B Transmission Specifications are provided with Interface Groups 2 through 10.

Type DB Data Transmission Parameters are provided with FGD for the transmission path between the customer designated premises and the end office when directly routed to the end office. Type DA Data Transmission Parameters are provided for the transmission path between the customer designated premises and the access tandem and between the access tandem and the end office when routed via an access tandem.

(E) Type A Transmission Specifications

Type A Transmission Specifications is provided with the following parameters:

ACCESS SERVICE

15. Access Service Interfaces and Transmission Specifications (Cont'd)15.1 Switched Access Service (Cont'd)15.1.2 Standard Transmission Specifications (Cont'd)(E) Type A Transmission Specifications (Cont'd)(1) Loss Deviation

The maximum Loss Deviation of the 1004 Hz loss relative to the Expected Measured Loss (EML) is + 2.0 dB.

(2) Attenuation Distortion

The maximum Attenuation Distortion in the 404 to 2804 Hz frequency band relative to the loss at 1004 Hz is -1.0 dB to +3.0 dB.

(3) C-Message Noise

The maximum C-Message Noise for the transmission path at the route miles listed is less than or equal to:

<u>Route Miles</u>	<u>C-Message Noise</u>
less than 50	32 dBrnCO
51 to 100	34 dBrnCO
101 to 200	37 dBrnCO
201 to 400	40 dBrnCO
401 to 1000	42 dBrnCO

ACCESS SERVICE

15. Access Service Interfaces and Transmission Specifications (Cont'd)15.1 Switched Access Service (Cont'd)15.1.2 Standard Transmission Specifications (Cont'd)(E) Type A Transmission Specifications (Cont'd)(4) C-Notch Noise

The maximum C-Notch Noise, utilizing a -16 dBmO holding tone, is less than or equal to 45 dBrnC0.

(5) Echo Control

Echo Control, identified as Equal Level Echo Path Loss, and expressed as Echo Return Loss and Singing Return Loss, is dependent on the routing i.e., whether the service is routed directly from the customer's point of termination (POT) to the end office or via an access tandem. It is equal to or greater than the following:

	<u>Echo Return Loss</u>	<u>Singing Return Loss</u>
POT to Access Tandem	21 dB	14 dB
POT to End Office		
- Direct	N/A	N/A
- Via Access Tandem	16 dB	11 dB

ACCESS SERVICE

15. Access Service Interfaces and Transmission Specifications (Cont'd)15.1 Switched Access Service (Cont'd)15.1.2 Standard Transmission Specifications (Cont'd)(E) Type A Transmission Specifications (Cont'd)(6) Standard Return Loss

Standard Return Loss expressed as Echo Return Loss and Singing Return Loss on two-wire ports of a four-wire point of termination shall be equal to or greater than:

Echo Return Loss Singing Return Loss

5 dB

2.5 dB

(F) Type B Transmission Specifications

Type B Transmission Specifications are provided with the following parameters:

(1) Loss Deviation

The maximum Loss Deviation of the 1004 Hz loss relative to the Expected Measured Loss (EML) is + 2.5 dB.

(2) Attenuation Distortion

The maximum Attenuation Distortion in the 404 to 2804 Hz frequency band relative to loss at 1004 Hz is -2.0 dB to +4.0 dB.

* For Feature Groups C and D only Type B2 will be provided. For Feature Groups A and B, Type B1 or B2 will be provided as set forth in Technical Reference TR-NPL-000334.

ACCESS SERVICE

15. Access Service Interfaces and Transmission Specifications (Cont'd)15.1 Switched Access Service (Cont'd)15.1.2 Standard Transmission Specifications (Cont'd)(F) Type B Transmission Specifications (Cont'd)(3) C-Message Noise

The maximum C-Message Noise for the transmission path at the route miles listed is less than or equal to:

Route Miles	<u>C-Message Noise*</u>	
	<u>Type B1</u>	<u>Type B2</u>
less than 50	32 dBrnCO	35dBrnCO
51 to 100	33 dBrnCO	37dBrnCO
101 to 200	35 dBrnCO	40dBrnCO
201 to 400	37 dBrnCO	43dBrnCO
401 to 1000	39 dBrnCO	45dBrnCO

(4) C-Notch Noise

The maximum C-Notch Noise, utilizing a -16 dBmO holding tone is less than or equal to 47 dBrnCO.

(5) Echo Control

Echo Control, identified as Impedance Balance for FGA and FGB and Equal Level Echo Path Loss for FGD, and expressed as Echo Return Loss (ERL) and Singing Return Loss (SRL), is dependent on the routing, i.e., whether the service is routed directly from the customer's point of termination (POT) to the end office or via an access tandem. The ERL and SRL also differ by Feature Group, type of termination, and type of transmission path. They are greater than or equal to the following:

ACCESS SERVICE

15. Access Service Interfaces and Transmission Specifications (Cont'd)15.1 Switched Access Service (Cont'd)15.1.2 Standard Transmission Specifications (Cont'd)(F) Type B Transmission Specifications (Cont'd)(5) Echo Control (Cont'd)

	<u>Echo Return Loss</u>	<u>Singing Return Loss</u>
POT to Access Tandem		
- Terminated in 4-Wire trunk	21 dB	14 dB
- Terminated in 2-Wire trunk	16 dB	11 dB

	<u>Echo Return Loss</u>	<u>Singing Return Loss</u>
POT to End Office		
- Direct	16 dB	11 dB

ACCESS SERVICE

15. Access Service Interfaces and Transmission Specifications (Cont'd)15.1 Switched Access Service (Cont'd)15.1.2 Standard Transmission Specifications (Cont'd)(F) Type B Transmission Specifications (Cont'd)(5) Echo Control (Cont'd)

	<u>Echo Return Loss</u>	<u>Singing Return Loss</u>
- Via Access Tandem		
• For FGB access	8 dB	4 dB

(6) Standard Return Loss

Standard Return Loss, expressed as Echo Return Loss and Singing Return Loss, on two-wire ports of a four-wire point of termination shall be equal to or greater than:

<u>Echo Return Loss</u>	<u>Singing Return Loss</u>
5 dB	2.5 dB

ACCESS SERVICE

15. Access Service Interfaces and Transmission Specifications (Cont'd)15.1 Switched Access Service (Cont'd)15.1.2 Standard Transmission Specifications (Cont'd)(G) Type C Transmission Specifications

Type C Transmission Specifications are provided with the following parameters:

(1) Loss Deviation

The maximum Loss Deviation of the 1004 Hz loss relative to the Expected Measured Loss (EML) is + 3.0 dB.

(2) Attenuation Distortion

The maximum Attenuation Distortion in the 404 to 2804 Hz frequency band relative to loss at 1004 Hz is -2.0 dB to +5.5 dB.

(3) C-Message Noise

The maximum C-Message Noise for the transmission path at the route miles listed is less than or equal to:

<u>Route Miles</u>	<u>C-Message Noise*</u>	
	<u>Type C 1</u>	<u>Type C2</u>
less than 50	32 dBrnCO	38 dBrnCO
51 to 100	33 dBrnCO	39 dBrnCO
101 to 200	35 dBrnCO	41 dBrnCO
201 to 400	37 dBrnCO	43 dBrnCO
401 to 1000	39 dBrnCO	45 dBrnCO

ACCESS SERVICE

15. Access Service Interfaces and Transmission Specifications (Cont'd)15.1 Switched Access Service (Cont'd)15.1.2 Standard Transmission Specifications (Cont'd)(G) Type C Transmission Specifications (Cont'd)(4) C-Notch Noise

The maximum C-Notch Noise, utilizing a -16 dBmO holding tone is less than or equal to 47 dBrnC0.

(5) Echo Control

Echo Control, identified as Return Loss and expressed as Echo Return Loss and Singing Return Loss is dependent on the routing, i.e., whether the service is routed directly from the customer's point of termination (POT) to the end office or via an access tandem. It is equal to or greater than the following:

	<u>Echo Return Loss</u>	<u>Singing Return Loss</u>
POT to Access Tandem	13 dB	6 dB
POT to End Office		
- Direct	13 dB	6 dB
- Via Access Tandem (for FGB only)	8 dB	4 dB

ACCESS SERVICE

15. Access Service Interfaces and Transmission Specifications (Cont'd)15.1 Switched Access Service (Cont'd)15.1.3 Data Transmission Parameters

Two types of Data Transmission Parameters, i.e., Type DA and Type DB, are provided for the Feature Group arrangements. Type DB is provided with Feature Groups A and B and also with Feature Group D when Feature Group D is directly routed to the end office. Type DA is only provided with Feature Group D and only when routed via an access tandem. Following are descriptions of each.

(A) Data Transmission Parameters Type DA(1) Signal to C-Notched Noise Ratio

The Signal to C-Notched Noise Ratio is equal to or greater than 33 Db.

(2) Envelope Delay Distortion

The maximum Envelope Delay Distortion for the frequency bands and route miles specified is:

604 to 2804 Hz

less than 50 route miles	500 microseconds
equal to or greater than 50 route miles	900 microseconds

1004 to 2404 Hz

less than 50 route miles	200 microseconds
equal to or greater than 50 route miles	400 microseconds

ACCESS SERVICE

15. Access Service Interfaces and Transmission Specifications (Cont'd)15.1 Switched Access Service (Cont'd)15.1.3 Data Transmission Parameters (Cont'd)(A) Data Transmission Parameters Type DA (Cont'd)(3) Impulse Noise Counts

The Impulse Noise Counts exceeding a 65 dBrnC0 threshold in 15 minutes is no more than 15 counts.

(4) Intermodulation Distortion

The Second Order (R2) and Third Order (R3) Intermodulation Distortion products are equal to or greater than:

Second Order (R2)	33 dB
Third Order (R3)	37 dB

(5) Phase Jitter

The Phase Jitter over the 4-300 Hz frequency band is less than or equal to 5° peak-to-peak.

(6) Frequency Shift

The maximum Frequency Shift does not exceed -2 to +2 Hz.

(B) Data Transmission Parameters Type DB(1) Signal to C-Notched Noise Ratio

The signal to C-Notched Noise Ratio is equal to or greater than 30 dB.

ACCESS SERVICE

15. Access Service Interfaces and Transmission Specifications (Cont'd)15.1 Switched Access Service (Cont'd)15.1.3 Data Transmission Parameters (Cont'd)(B) Data Transmission Parameters Type DB (Cont'd)(2) Envelope Delay Distortion

The maximum Envelope Delay Distortion for the frequency bands and route miles specified is:

604 to 2804 Hz

less than 50 route miles	800 microseconds
equal to or greater than 50 route miles	1000 microseconds

1004 to 2404 Hz

less than 50 route miles	320 microseconds
equal to or greater than 50 route miles	500 microseconds

(3) Impulse Noise Counts

The Impulse Noise Counts exceeding a 67 dBrnC0 threshold in 15 minutes is no more than 15 counts.

(4) Intermodulation Distortion

The Second Order (R2) and Third Order (R3) Intermodulation Distortion products are equal to or greater than:

Second Order (R2)	31 dB
Third Order (R3)	34 dB

ACCESS SERVICE

15. Access Service Interfaces and Transmission Specifications15.1 Switched Access Service (Cont'd)15.1.3 Data Transmission Parameters (Cont'd)(B) Data Transmission Parameters Type DB (Cont'd)(5) Phase Jitter

The Phase Jitter over the 4-300 Hz frequency band is less than or equal to 7° peak-to-peak.

(6) Frequency Shift

The maximum Frequency Shift does not exceed -2 to +2 Hz.

15.2 Special Access Service

This section explains and lists the codes that the customer must specify when ordering Special Access Service, Switched Access Entrance Facilities, and Voice Grade and High Capacity Direct Trunked Transport. These codes provide a standardized means to relate the services being ordered to Special Access Service offerings contained in Section 7. preceding.

When ordering, the type of Special Access Service or Switched Access Entrance Facility or Direct Trunked Transport is described by two code sets, the Network Channel (NC) code and the Network Channel Interface (NCI) codes.

The Network Channel (NC) code consists of two elements. Element one is a Channel Service Code (character positions 1 and 2) that describes the channel service type in an abbreviated form. Element two is an Optional Feature Code (character positions 3 and 4) that identifies option codes available for each channel service code, such as C-conditioning or Improved Return Loss.

ACCESS SERVICE

15. Access Service Interfaces and Transmission Specifications (Cont'd)15.2 Special Access Service (Cont'd)

The Network Channel Interface (NCI) is used to identify interface specifications associated with a particular channel. This code describes the total wires, protocol, impedance, protocol options and transmission level point(s) reflecting physical and electrical characteristics between the Telephone Company and the customer.

On the following 3 pages are examples which explain the specific characters of the codes and which reference matrices and charts used in developing the codes. Included in the matrices are Service Designator (SD) codes which are used to identify variations of service within service types (e.g., TG1 = Telegraph). The SD and NC codes are displayed as components of the matrices designated as Technical Specifications packages in (A) through (G) following. Through the use of these matrices, SD codes may be converted to NC codes for service ordering purposes.

A chart is also provided in 15.2.2(A) following which contains information necessary to develop NCI codes.

Comprehensive lists of allowed Network Channel (NC) and Network Channel Interface (NCI) codes are contained in Special Report SR-ISD-000307. However, not all services contained in this Special Report may be offered by the Telephone Company at this time.

Lastly, 15.2.2(C) following provides a list of compatible Network Channel Interfaces inasmuch as the Network Channel Interfaces associated with a given service need not always be the same, but all must be compatible.

ACCESS SERVICE

15. Access Service Interfaces and Transmission Specifications (Cont'd)15.2 Special Access Service (Cont'd)

Example NO. 4: If the customer wishes to order a 4-wire voice grade circuit with 600 Ohms impedance, capable of data transmission, and with improved return loss, the customer might specify the following:

<u>NC</u>	<u>NCI</u>	<u>SECNCI</u>
LG-R	04DB2	04DA2-S

NC Code:

LG = Voice Grade Channel Service, VG6
-R = Improved Return Loss

NCI Code:

04 = Number of physical wires at CDP
DB = Data stream in VF frequency band at IC terminal
2 = location
600 Ohms impedance

ACCESS SERVICE

15. Access Service Interfaces and Transmission Specifications (Cont'd)15.2 Special Access Service (Cont'd)

SECNCI (Secondary NCI Code):

- 04 = Number of physical wires at CDP
- DA = Data stream in VG frequency at end-user premises
- 2 = 600 Ohms impedance
- S = Sealing current option for 4-wire transmission

Example No. 2: If the customer wishes to order a FX circuit to a station, with 600 Ohms impedance, loop start signaling, which is 4-wire at the CDP and 2-wire at the end-user, the customer might specify:

<u>NC</u>	<u>NCI</u>	<u>SECNCI</u>
LC--	04LO2	02LS2

NC Code:

- LC = Voice Grade Channel Service, VG2
- = No Optional Features

NCI Code:

- 04 = Number of physical wires at CDP
- LO = Loop start, loop signaling - open end
- 2 = 600 Ohms impedance

SECNCI (Secondary NCI Code):

- 02 = Number of physical wires at CDP
- LS = Loop start signaling - closed end
- 2 = 600 Ohms impedance

Example No. 3: If the customer wishes to order a 1.544 Mbps Hi-cap facility with no channel options such as CO multiplexing, the customer might specify the following:

ACCESS SERVICE

15. Access Service Interfaces and Transmission Specifications (Cont'd)15.2 Special Access Service (Cont'd)

<u>NC</u>	<u>NCI</u>	<u>SECNCI</u>
HC--	04DS9-15	04DS9-15

NC Code:

HC = High Capacity Channel Service, HC1
 -- = No Optional Features

NCI, SECNCI Code:

04 = Number of physical wires at CDP
 DS = Digital hierarchy interface
 9 = 100 Ohms impedance
 15 = 1.544 Mbps (DS1) format

The preceding three examples use information contained in Special Report SR-ISD-000307.

15.2.1 Network Channel (NC) Codes

In order to determine the NC code appropriate for the service to be ordered, the type of Special Access Service the customer wishes must be identified. This identification is accomplished by a Service Designator (SD) code. The broad categories of Service Designator codes (e.g., VG, MT, TG, etc.) are set forth in Section 7, preceding. Variations within service type (e.g., VG1, MTC, TG2, etc.) are described in the various Technical Publications cited in (A) through (G) following.

ACCESS SERVICE

15. Access Service Interfaces and Transmission Specifications (Cont'd)15.2 Special Access Service (Cont'd)15.2.1 Network Channel (NC) Codes (Cont'd)

Having determined the specific service type to be ordered and its SD code, and having used the appropriate Technical Publication, the customer should match the SD code to the NC code using the following matrices. Once the NC code has been determined the Network Channel Interface (NCI) code may be developed using the information set forth in 15.2.2 following and the guidelines concerning specific parameters available for each service type as set forth in the specified Technical Publication.

(A) Technical Specifications Packages Metallic Service

SD Code NC Code	Package			
	<u>MTC*</u>	<u>MT1</u>	<u>MT2</u>	<u>MT3</u>
	<u>MQ</u>	<u>NT</u>	<u>NU</u>	<u>NV</u>
<u>Parameter</u>				
DC Resistance				
Between Conductors	X	X	X	
Loop Resistance	X			X
Shunt Capacitance	X			X
<u>Optional Features</u> <u>and Functions</u>				
Three Premises Bridging	X	X		X
Series Bridging	X		X	

The technical specifications are described in Technical Reference TR-NPL-000336.

ACCESS SERVICE

15. Access Service Interfaces and Transmission Specifications (Cont'd)15.2 Special Access Service (Cont'd)15.2.1 Network Channel (NC) Codes (Cont'd)(B) Technical Specifications Packages Telegraph Grade Service

	Package		
SD Code	<u>TGC*</u>	<u>TG1</u>	<u>TG2</u>
NC Code	<u>NQ</u>	<u>NW</u>	<u>NY</u>

Parameter

Telegraph Distortion	X	X	X
----------------------	---	---	---

Optional Features
and Functions

Telegraph Bridging	X	X	X
--------------------	---	---	---

The technical specifications are described in Technical Reference TR-NPL-000336.

* All parameters are available within ranges selected by the customer where technically feasible.

ACCESS SERVICE

15. Access Service Interfaces and Transmission Specifications (Cont'd)15.2 Special Access Service (Cont'd)15.2.1 Network Channel (NC) Codes (Cont'd)(C) Technical Specifications Packages Voice Grade Service

SD Code NC Code	Package VG-													
	<u>C*</u>	<u>1</u>	<u>2</u>	<u>3</u>	<u>4</u>	<u>5</u>	<u>6</u>	<u>7</u>	<u>8</u>	<u>9</u>	<u>10</u>	<u>11</u>	<u>12</u>	<u>W</u>
	<u>LQ</u>	<u>LB</u>	<u>LC</u>	<u>LD</u>	<u>LE</u>	<u>LF</u>	<u>LG</u>	<u>LH</u>	<u>LJ</u>	<u>LK</u>	<u>LN</u>	<u>LP</u>	<u>LR</u>	<u>SE</u>
<u>Parameter</u>														
Attenuation														
Distortion	X	X	X	X	X	X	X	X	X	X	X	X	X	X
C-Message Noise	X	X	X	X	X	X	X	X	X	X	X	X	X	X
Echo Control	X	X	X	X		X		X	X			X	X	X
Envelope Delay														
Distortion	X						X	X	X	X	X	X	X	X
Frequency Shift	X						X	X	X	X	X	X	X	X
Impulse Noise	X					X	X	X	X	X	X	X	X	X
Intermodulation														
Distortion	X						X	X	X	X	X	X	X	X
Loss Deviation	X	X	X	X	X	X	X	X	X	X	X	X	X	X
Phase Hits, Gain														
Hits, and														
Dropouts	X													
Phase Jitter	X						X	X	X	X	X	X		X
Signal-to-C														
Message Noise					X									
Signal-to-C														
Notch Noise	X					X	X	X	X	X	X	X	X	X

The technical specifications for these parameters (except for dropouts, phase hits, and gain hits) are described in Technical References TR-NPL-000334 and TR-NPL-000335. The technical specifications for dropouts, phase hits, and gain hits are described in Technical Reference PUB 41004, Table 4.

* The desired parameters are selected by the customer from the list of available parameters.

ACCESS SERVICE

15. Access Service Interfaces and Transmission Specifications (Cont'd)15.2 Special Access Service (Cont'd)15.2.1 Network Channel (NC) Codes (Cont'd)(C) Technical Specifications Packages Voice Grade Service (Cont'd)

SD Code NC Code	Package VG-													
	<u>C*</u>	<u>1</u>	<u>2</u>	<u>3</u>	<u>4</u>	<u>5</u>	<u>6</u>	<u>7</u>	<u>8</u>	<u>9</u>	<u>10</u>	<u>11</u>	<u>12</u>	<u>W</u>
	<u>LQ</u>	<u>LB</u>	<u>LC</u>	<u>LD</u>	<u>LE</u>	<u>LF</u>	<u>LG</u>	<u>LH</u>	<u>LJ</u>	<u>LK</u>	<u>LN</u>	<u>LP</u>	<u>LR</u>	<u>SE</u>
<u>Optional Features and Functions</u>														
Central Office Bridging Capability	X		X			X	X				X	X	X	
Central Office Multiplexing	X						X							
Conditioning:														
• C-Type	X					X	X	X	X	X	X			
• Improved Attenuation Distortion	X					X	X	X	X	X	X			
• Improved Envelope Delay Distortion	X					X	X	X	X	X	X			
• Sealing Current	X						X							
• Data Capability	X						X	X			X			
• Telephoto Capability	X												X	
Customer Specified Premises Receive Level	X		X	X				X	X	X				
Improved Return Loss for Effective Four-Wire Transmission	X	X	X	X	X	X	X	X	X	X	X	X	X	X
For Effective Two-Wire Transmission	X		X	X				X						

Issued: December 17, 2015

Effective: January 1, 2016

Vice President, Regulatory and Public Policy
211 Lincoln Street
Roseville, California 95678

ACCESS SERVICE

15. Access Service Interfaces and Transmission Specifications (Cont'd)15.2 Special Access Service (Cont'd)15.2.1 Network Channel (NC) Codes (Cont'd)(C) Technical Specifications Packages Voice Grade Service (Cont'd)

	Package VG-													
SD Code	<u>C*</u>	<u>1</u>	<u>2</u>	<u>3</u>	<u>4</u>	<u>5</u>	<u>6</u>	<u>7</u>	<u>8</u>	<u>9</u>	<u>10</u>	<u>11</u>	<u>12</u>	<u>W</u>
NC Code	<u>LQ</u>	<u>LB</u>	<u>LC</u>	<u>LD</u>	<u>LE</u>	<u>LF</u>	<u>LG</u>	<u>LH</u>	<u>LJ</u>	<u>LK</u>	<u>LN</u>	<u>LP</u>	<u>LR</u>	<u>SE</u>

Optional Features
and Functions

Improved Two-Wire Voice Transmission PPSN Interface Arrangement	X									X				
Selective Signaling Arrangement	X		X			X	X				X	X	X	
Signaling Capability	X	X	X	X				X	X	X				
Transfer Arrangement	X	X	X	X	X	X	X	X	X	X	X	X	X	X

ACCESS SERVICE

15. Access Service Interfaces and Transmission Specifications (Cont'd)15.2 Special Access Service (Cont'd)15.2.1 Network Channel (NC) Codes (Cont'd)(D) Technical Specifications Packages Program Audio Service

SD Code NC Code	Package				
	<u>APC*</u> <u>PQ</u>	<u>AP1</u> <u>PE</u>	<u>AP2</u> <u>PF</u>	<u>AP3</u> <u>PJ</u>	<u>AP4</u> <u>PK</u>
<u>Parameter</u>					
Actual Measured Loss	X	X	X	X	X
Amplitude Tracking	X				
Crosstalk	X	X	X	X	X
Distortion Tracking	X				
Gain/Frequency Distortion	X	X	X	X	X
Group Delay	X				
Noise	X	X	X	X	X
Phrase Tracking	X				
Short-Term Gain Stability	X				
Short-Term Loss	X				
Total Distortion	X	X	X	X	X
<u>Optional Features and Functions</u>					
Central Office Bridging					
Capability	X	X	X	X	X
Gain Conditioning	X	X	X	X	X
Stereo	X				X

The technical specifications are described in Technical Reference
PUB 62503 and associated Addendum.

* The desired parameters are selected by the customer from the list of available parameters.

ACCESS SERVICE

15. Access Service Interfaces and Transmission Specifications (Cont'd)15.2 Special Access Service (Cont'd)15.2.1 Network Channel (NC) Codes (Cont'd)(E) Technical Specifications Packages Video Service

SD Code NC Code	Package		
	<u>TCV*</u> <u>TQ</u>	<u>TV1</u> <u>TV</u>	<u>TV2</u> <u>TW</u>
<u>Video Parameters</u>			
Insertion Gain	X	X	X
Field-Time Distortion	X	X	X
Line-Time Distortion	X	X	X
Short-Time Distortion	X	X	X
Chrominance-Luminance Gain Inequality	X	X	X
Chrominance-Luminance Delay Inequality	X	X	X
Amplitude/Frequency Characteristic	X	X	X
Luminance Non-Linear Distortion	X	X	X
Chrominance Non-Linear Gain Distortion	X	X	X
Chrominance Non-Linear Phase Distortion	X	X	X
Transient Synchronizing Signal			
Non-Linearty	X	X	X
Dynamic Gain Distortion			
- Picture Signal	X	X	X
- Synchronizing Signal	X	X	X
Differential Gain	X	X	X
Differential Phase	X	X	X
Chrominance-Luminance Intermodulation	X	X	X

* The desired parameters are selected by the customer from the list of available parameters.

ACCESS SERVICE

15. Access Service Interfaces and Transmission Specifications (Cont'd)15.2 Special Access Service (Cont'd)15.2.1 Network Channel (NC) Codes (Cont'd)(E) Technical Specifications Packages Video Service (Cont'd)

SD Code NC Code	Package		
	<u>TCV*</u>	<u>TV1</u>	<u>TV2</u>
	<u>TQ</u>	<u>TV</u>	<u>TW</u>
<u>Audio Channel Parameters</u>			
<u>Associated with Video Service</u>			
Insertion Gain	X	X	X
Amplitude/Frequency Characteristic	X	X	X
Total Harmonic Distortion & Noise	X	X	X
Maximum Steady-State Test Levels	X	X	X
Gain Differential Between Channels	X	X	
Phase Differential Between Channels	X	X	
Crosstalk	X	X	X
Audio-To-Video Time Differential	X	X	X

The technical specifications are described in Technical Reference TR-NPL-000338.

* The desired parameters are selected by the customer from the list of available parameters.

ACCESS SERVICE

15. Access Service Interfaces and Transmission Specifications (Cont'd)15.2 Special Access Service (Cont'd)15.2.1 Network Channel (NC) Codes (Cont'd)(F) Technical Specifications Packages Digital Data Service

	SD Code NC Code	Package			
		<u>D1</u> <u>XA</u>	<u>D2</u> <u>XB</u>	<u>D3</u> <u>XG</u>	<u>D4</u> <u>XH</u>
<u>Parameter</u>					
Error-Free Seconds		X	X	X	X
<u>Optional Features and Functions</u>					
Central Office Bridging Capability		X	X	X	X
PPSN Interface Transfer Arrangement		X	X	X	X
Transfer Arrangement		X	X	X	X

The Telephone Company will provide a channel capable of meeting a monthly average performance equal to or greater than 99.875% error-free seconds (if provided through a Digital Data hub) while the channel is in service, if it is measured through a CSU equivalent which is designed, manufactured, and maintained to conform with the specifications contained in Technical Reference PUB 62310.

Voltages which are compatible with Digital Data Service are delineated in Technical Reference PUB 62507.

ACCESS SERVICE

15. Access Service Interfaces and Transmission Specifications (Cont'd)15.2 Special Access Service (Cont'd)15.2.1 Network Channel (NC) Codes (Cont'd)(G) Technical Specifications Packages High Capacity Service

SC Code NC Code	Package					
	<u>HCO</u>	<u>HCI</u>	<u>HCIC</u>	<u>HC2</u>	<u>HC3</u>	<u>HC4</u>
	<u>HS</u>	<u>HC</u>	<u>HD</u>	<u>HE</u>	<u>HF</u>	<u>HG</u>
<u>Parameters</u>						
Error-Free Seconds		X				
<u>Optional Features and Functions</u>						
Automatic Loop Transfer		X				
Central Office Multiplexing:						
DS4 to DS1						X
DS3 to DS1					X	
DS2 to DS1				X		
DS1C to DS1			X			
DS1 to Voice		X				
DS1 to DSO		X				
DSO to Subrate*	X					
Transfer Arrangement						

A channel with technical specifications package HC1 will be capable of an error-free second performance of 98.75% over a continuous 24 hour period as measured at the 1.544 Mbps rate through a CSU equivalent which is designed, manufactured, and Maintained to conform with the specifications contained in Technical Reference PUB 62411.

* Available only on a channel of 1.544 Mbps facility to a telephone Company Hub.

ACCESS SERVICE

15. Access Service Interfaces and Transmission Specifications (Cont'd)15.2 Special Access Service (Cont'd)15.2.1 Network Channel (NC) Codes (Cont'd)15.2.2 Network Channel Interface (NCI) Codes

The electrical interface with the Telephone Company for Special Access Services, is defined by an interface code. There are interface codes for both the customer designated premises and the point of termination. Three examples of NCI codes are found in 15.2 preceding.

ACCESS SERVICE

15. Access Service Interfaces and Transmission Specifications (Cont'd)15.2 Special Access Service (Cont'd)15.2.2 Network Channel Interface (NCI) Codes (Cont'd)(A) Parameter Codes and OptionsParameter

Code	Option	Definition
AB	-	accepts 20 Hz ringing signal at customer's point of termination
AC	-	accepts 20 Hz ringing signal at customer's end user's point of termination
AH	-	analog high capacity interface
	- B	60 kHz to 108 kHz (12 channels)
	- C	312 kHz to 552 kHz (60 channels)
	- D	564 kHz to 3084 kHz (600 channels)
CT	-	Centrex Tie Trunk Termination
DA	-	data stream in VF frequency band at customer's end user's point of termination
DB	-	data stream in VF frequency band at customer's point of termination
	- 10	VF for TG1 and TG2
	- 43	VF for 43 Telegraph Carrier type signals, TG1 and TG2
DC	-	direct current or voltage
	- 1	monitoring interface with series RC combination (McCulloh format)
	- 2	Telephone Company energized alarm channel
	- 3	Metallic facilities (DC continuity) for direct current/low frequency control signals or slow speed data (30 baud)
DD	-	DATAPHONE Select-A-Station (and TABS) interface at customer's point of termination
DE	-	DATAPHONE Select-A-Station (and TABS) interface at the customer's end user's point of termination

ACCESS SERVICE

15. Access Service Interfaces and Transmission Specifications (Cont'd)15.2 Special Access Service (Cont'd)15.2.2 Network Channel Interface (NCI) Codes (Cont'd)(A) Parameter Codes and Options (Cont'd)Parameter (Cont'd)

Code	Option	Definition
DS	-	digital hierarchy interface
	- 15	1.544 Mbps (DS1) format per PUB 41451 plus D4
	- 15E	8-bit PCM encoded in one 64 kbps of the DS1 signal
	- 15F	8-bit PCM encoded in two 64 kbps of the DS1 signal
	- 15G	8-bit PCM encoded in three 64 kbps of the DS1 signal
	- 15H	14/11-bit PCM encoded in six 64 kbps of the DS1 signal
	- 15J	1.544 Mbps format per PUB 41451
	- 15K	.544 Mbps format per PUB 41451 plus extended framing format
	- 15L	1.544 Mbps (DS1) with SF signaling
	- 27	274.176 Mbps (DS4)
	- 27L	274.176 Mbps (DS4) with SF signaling
	- 31	3.152 Mbps (DS1C)
	- 31L	3.152 Mbps (DS1C) with SF signaling
	- 44	44.736 Mbps (DS3)
	- 44L	44.736 Mbps (DS3) with SF signaling
	- 63	6.312 Mbps (DS2)
	- 63L	6.312 Mbps (DS2) with SF signaling
DU	-	digital access interface
	- 24	2.4 kbps
	- 48	4.8 kbps
	- 56	56.0 kbps
	- 96	9.6 kbps
	A	1.544 Mbps format per PUB 41451

ACCESS SERVICE

15. Access Service Interfaces and Transmission Specifications (Cont'd)15.2 Special Access Service (Cont'd)15.2.2 Network Channel Interface (NCI) Codes (Cont'd)(A) Parameter Codes and Options (Cont'd)Parameter (Cont'd)

Code		Option	Definition
	-	B	1.544 Mbps format per PUB 41451 plus D4
	-	C	1.544 Mbps format per PUB 41451 plus extended framing format
DX	-		duplex signaling interface at customer's point of termination
DY	-		duplex signaling interface at customer's end user's point of termination
EA	-	E	Type I E&M Lead Signaling. Customer at POT or customer's end user at POT originates on E Lead.
EA	-	M	Type I E&M Lead Signaling. Customer at POT or customer's end user at POT originates on M Lead.
EB	-	E	Type II E&M Lead Signaling. Customer at POT or customer's end user at POT originates on E Lead.
EB	-	M	Type II E&M Lead Signaling. Customer at POT or customer's end user at POT originates on M Lead
EC	-		Type III E&M signaling at customer POT
EX	-	A	tandem channel unit signaling for loop start or ground start and customer supplies open end (dial tone, etc.) functions
EX	-	B	tandem channel unit signaling for loop start or ground start and customer supplies closed end (dial pulsing, etc.) functions.

ACCESS SERVICE

15. Access Service Interfaces and Transmission Specifications (Cont'd)15.2 Special Access Service (Cont'd)15.2.2 Network Channel Interface (NCI) Codes (Cont'd)(A) Parameter Codes and Options (Cont'd)Parameter (Cont'd)

Code	Option	Definition
GO	-	ground start loop signaling - open end function by customer or customer's end user
GS	-	ground start loop signaling - closed end function by customer or customer's end user
IZ	-	E.I.A. (25 pin RS-232)
LA	-	end user loop start loop signaling - Type A OPS registered port open end
LB	-	end user loop start loop signaling - Type B OPS registered port open end
LC	-	end user loop start loop signaling - Type C OPS registered port open end
LO	-	loop start loop signaling - open end function by customer or customer's end user
LR	-	20 Hz automatic ringdown interface at customer with Telephone Company provided PLAR
LS	-	loop start loop signaling - closed end function by customer or customer's
NO	-	no signaling interface, transmission only
PG	-	program transmission - no dc signaling
	- 1	nominal frequency from 50 to 15000 Hz
	- 3	nominal frequency from 200 to 3500 Hz
	- 5	nominal frequency from 100 to 5000 Hz

ACCESS SERVICE

15. Access Service Interfaces and Transmission Specifications (Cont'd)15.2 Special Access Service (Cont'd)15.2.2 Network Channel Interface (NCI) Codes (Cont'd)(A) Parameter Codes and Options (Cont'd)Parameter (Cont'd)

Code	Option	Definition
	- 8	nominal frequency from 50 to 8000 Hz
PR	-	protective relaying*
RV	- 0	reverse battery signaling, one way operation, originate by customer
	- T	reverse battery signaling, one way operation, terminate function by customer or customer's end user
SF	-	single frequency signaling with VF band at either customer POT or customer's end user POT
TF	-	telephotograph interface
TT	-	telegraph/teletypewriter interface at either customer POT or customer's end user POT
	- 2	20.0 milliamperes
	- 3	3.0 milliamperes
	- 6	62.5 milliamperes
TV	-	television interface
	- 1	combined (diplexed) video and one audio signal
	- 2	combined (diplexed) video and two audio signals
	- 5	video plus one (or two) audio 5 kHz signal(s) or one (or two) two wire
	- 15	video plus one (or two) audio 15 kHz signal(s)

* Available only for the transmission of audio tone protective relaying signals used in the protection of electric power systems during fault conditions.

ACCESS SERVICE

15. Access Service Interfaces and Transmission Specifications (Cont'd)15.2 Special Access Service (Cont'd)15.2.2 Network Channel Interface (NCI) Codes (Cont'd)(B) Impedance

The nominal reference impedance with which the channel will be terminated for the purpose of evaluating transmission performance:

<u>Value (ohms)</u>	<u>Code(s)</u>
110	0
150	1
600	2
900	3+
135	5
75	6
124	7
Variable	8
100	9

- + For those interface codes with a 4-wire transmission path at the customer designated POT, rather than a standard 900 ohm impedance the code (3) denotes a customer provided transmission equipment termination. Such terminations were provided to customers in accordance with the F.C.C. Docket No. 20099 Settlement Agreement.

ACCESS SERVICE

15. Access Service Interfaces and Transmission Specifications (Cont'd)15.2 Special Access Service (Cont'd)15.2.2 Network Channel Interface (NCI) Codes (Cont'd)(C) Compatible Network Channel Interfaces

The following tables show the Network Channel Interface codes (NCIs) which are compatible:

(1) MetallicCompatible CIs

2DC8-1 2DC8-2

2DC8-3 2DC8-3

4DS8- 2DC8-1

4DS8- 2DC8-2

(2) Telegraph GradeCompatible CIs2DB2-10 10IA8
2TT2-2
4TT2-22DB2-43* 10IA8
2TT2-2
2TT2-6
4TT2-2

2TT2-2 2TT2-2

2TT2-3 2TT2-2

Compatible CIs4DB2-10 10IA8
2TT2-2
4TT2-24DB2-43* 10IA8
2TT2-6
2TT2-24DS8- 10IA8
2TT2-2
2TT2-6
4TT2-2

* Supplemental Channel Assignment information required.

ACCESS SERVICE

15. Access Service Interfaces and Transmission Specifications (Cont'd)15.2 Special Access Service (Cont'd)15.2.2 Network Channel Interface (NCI) Codes (Cont'd)(C) Compatible Network Channel Interfaces (Cont'd)(2) Telegraph Grade (Cont'd)

<u>Compatible CIs</u>		<u>Compatible CIs</u>	
2TT2-3	2TT2-2 4TT2-2	4TT2-2	4TT2-6
2TT2-6	2TT2-6 4TT2-6	4TT2-2	4TT2-2
		4TT2-6	2TT2-6

(3) Voice Grade

<u>Compatible CIs</u>		<u>Compatible CIs</u>		<u>Compatible CIs</u>	
2AB2	2AC2	2DB2	2DA2	2LR2	2LR2
2AB3	2AC2	2DB3	2DA2	2LR3	2LR2
2CT3	2DY2	2DX3	2LA2	2LS	2GS
	4DS8		2LB2		2LS
	4DX2		2LC2		4GS
	4DX3		2LO3		4LS
	4DY2		2LS2		
	4EA2-E		2LS3	2LS2	2LA2
	4EA2-M				2LB2
	4SF2	2GO2	2GS2		2LC2
	4SF3		2GS3		
	6DX2			2LS3	2LA2
	6DY2	2G03	2GS2		2LB2
	6DY3		2GS3		2LC2
	6EA2-E				

ACCESS SERVICE

15. Access Service Interfaces and Transmission Specifications (Cont'd)15.2 Special Access Service (Cont'd)15.2.2 Network Channel Interface (NCI) Codes (Cont'd)(C) Compatible Network Channel Interfaces (Cont'd)(3) Voice Grade (Cont'd)

<u>Compatible CIs</u>		<u>Compatible CIs</u>		<u>Compatible CIs</u>	
4AB2	6EA2-M	2GS	2GS	2NO2	2DA2
	6EB2-E		2LS		2NO2
	6EB2-M		4GS		
	6EB3-E		4LS	2NO3	2NO2
	8EB2-E				2PR2
	8EB2-M	2LO2	2LS2		
	8EC2		2LS3	2TF3	2TF2
	9DY2				
	9DY3	2LO3	2LS2		
	9EA2		2LS3		
	9EA3				
	2AC2				
	4AB2				
	4AC2				
	4SF2				
4AB3	2AC2				
	4AC2				
	4SF2				
4AC2	2AC2				
	4AC2				
		4DS8-	2AC2	4DS8-	4DG2
			2DA2		4LR2
			2DY2		4LS2
			2GO2		4NO2

ACCESS SERVICE

15. Access Service Interfaces and Transmission Specifications (Cont'd)15.2 Special Access Service (Cont'd)15.2.2 Network Channel Interface (NCI) Codes (Cont'd)(C) Compatible Network Channel Interfaces (Cont'd)(3) Voice Grade (Cont'd)

<u>Compatible CIs</u>		<u>Compatible CIs</u>	<u>Compatible CIs</u>
4DA2	4DA2	2GO3	4PR2
		2GS2	4RV2-T
4DB2	2DA2	2GS3	4SF2
	2NO2	2LA2	4SF3
	2PR2	2LB2	4TF2
	4DA2	2LC2	6DA2
	4DB2	2LO2	6DY2
	4NO2	2LO3	6DY3
	4PR2	2LR2	6EA2-E
	6DA2	2LS2	6EA2-M
		2LS3	6EB2-E
4DD3	2DE2	2NO2	6EB2-M
	4DE2	2PR2	6GS2
		2RV2-T	6LS2
		2TF2	8EB2-E
		4AC2	8EB2-M
		4DA2	9DY2
		4DE2	9DY3
		4DX2	9EA2
		4DX3	9EA3
		4DY2	
		4EA2-E	
		4EA2-M	

ACCESS SERVICE

15. Access Service Interfaces and Transmission Specifications (Cont'd)15.2 Special Access Service (Cont'd)15.2.2 Network Channel Interface (NCI) Codes (Cont'd)(C) Compatible Network Channel Interfaces (Cont'd)(3) Voice Grade (Cont'd)

<u>Compatible CIs</u>		<u>Compatible CIs</u>		<u>Compatible CIs</u>	
4DX2	2DY2	4DX2	8EB2-E	4DX3	6DY2
	2LA2		8EB2-M		6DY3
	2LB2		9DY2		6EA2-E
	2LC2		9DY3		6EA2-M
	2LO3		9EA2		6EB2-E
	2LS2		9EA3		6EB2-M
	2LS3				6LS2
	2RV2-T	4DX3	2DY2		8EB2-E
	4DX2		2LA2		8EB2-M
	4DY2		2LB2		9DY2
	4EA2-E		2LC2		9DY3
	4EA2-M		2LO3		9EA2
	4LS2		2LS2		9EA3
	4RV2-T		2LS3		
	4SF2		2RV2-T	4DY2	2DY2
	4SF3		4DX2		4DY2
	6DY2		4DX3		
	6DY3		4DY2		
	6EA2-E		4EA2-E		
	6EA2-M		4EA2-M		
	6EB2-E		4LS2		
	6EB2-M		4RV2-T		
	6LS2		4SF2		
			4SF3		

ACCESS SERVICE

15. Access Service Interfaces and Transmission Specifications (Cont'd)15.2 Special Access Service (Cont'd)15.2.2 Network Channel Interface (NCI) Codes (Cont'd)(C) Compatible Network Channel Interfaces (Cont'd)(3) Voice Grade (Cont'd)

<u>Compatible CIs</u>		<u>Compatible CIs</u>		<u>Compatible CIs</u>	
4EA2-E	2DY2	4EA3-E	2DY2	4GO2	2GO2
	4DY2		4DY2		2GO3
	4EA2-E		4EA2-E		2GS2
	4EA2-M		4EA2-M		2GS3
	4SF2		4SF2		4GS2
	6DY2		6DY2		4SF2
	6DY3		6DY3		6GS2
	6EB2-E		6EA2-E		
	6EB2-M		6EA2-M	4GO3	2GO2
	8EB2-E		6EB2-E		2GS2
	8EB2-M		6EB2-M		2GS3
	9DY2		8EB2-E		4GS2
	9DY3		8EB2-M		4SF2
			9DY2		6GS2
			9DY3		
4EA2-M	2DY2		9EA2	4GS	
	2DY2		9EA3		2GS
	4EA2-M				2LS
	4SF2				4GS
	6DY2				4LS
	6DY3				
	6EB2-E				
	6EB2-M				
	8EB2-E				
	8EB2-M				
	9DY2				
	9DY3				

ACCESS SERVICE

15. Access Service Interfaces and Transmission Specifications (Cont'd)15.2 Special Access Service (Cont'd)15.2.2 Network Channel Interface (NCI) Codes (Cont'd)(C) Compatible Network Channel Interfaces (Cont'd)(3) Voice Grade (Cont'd)

Compatible CIs		Compatible CIs		Compatible CIs		
4LO2	2LS2	4LS3	2LA2	4SF2	2LO3	
	2LS3		2LB2		2LR2	
	4LS2		2LC2		2LS2	
	4SF2		2LO2		2LS3	
	6LS2		2LO3		2RV2-T	
			4SF2		4AC2	
4LO3	2LS2	4NO2		4SF3	4DY2	
	2LS3		2DA2		4LS2	
	4LS2		2DE2		4RV2-T	
	4SF2		2NO2		4SF2	
	6LS2		4DA2		6DY2	
		4DE2	6DY3			
4LR2	2LR2		4NO2			6GS2
	4LR2		6DA2			9DY2
	4SF2					9DY3
		4RV2-0	2RV2-T			
4LR3	2LR2		4RV2-T			2DY2
	4LR2		4SF2		2GO3	
	4SF2				2GS2	
					2GS3	
4LS	2GS	4SF2	2AC2		2LA2	
	2LS		2DY2		2LB2	
	4GS		2GS2		2LC2	
	4LS		4GS3		2LO3	
			2LA2		2LR2	
4LS2	2LA2		2LB2			
	2LB2		2LC2			

ACCESS SERVICE

15. Access Service Interfaces and Transmission Specifications (Cont'd)15.2 Special Access Service (Cont'd)15.2.2 Network Channel Interface (NCI) Codes (Cont'd)(C) Compatible Network Channel Interfaces (Cont'd)(3) Voice Grade (Cont'd)

<u>Compatible CIs</u>		<u>Compatible CIs</u>		<u>Compatible CIs</u>	
4SF3	2LC2	6DA	4DA2	6DY3	2DY2
	2LO2				
	2LO3				
4SF3	2LS2	6DA	6DA2	6DY3	4DY2
	2LS3				
	2RV2-T				
4DY2	4EA2-E	6DX2	2DY2	6EA2-E	2AC2
4EA2-M	4GS2	6DX2	4DY2	6EA2-E	2AC2
4LR2	4LS2	6DX2	4EA2-M	6EA2-E	2DY2
4RV2-T	4SF2	6DX2	4SF2	6EA2-E	2LA2
4SF2	4SF3	6DY2	6DY2	6EA2-E	2LB2
4SF3	6DY2	6DY3	6EA2-E	6EA2-E	2LC2
6DY2	6DY3	6EB2-E	6EA2-M	6EA2-E	2LO3
6EB2-E	6EB2-M	6EB2-E	6EB2-M	6EA2-E	2LS2
6EB2-M	6GS2	8EB2-E	8EB2-M	6EA2-E	2LS3
6GS2	6LS2	9DY2	9DY2	6EA2-E	2RV2-T
9DY2	9DY3	9EA2	9DY3	6EA2-E	4AC2
9DY3	9EA2	9EA3	9EA2	6EA2-E	4DY2
9EA2	9EA3	6DY2	2DY2	6EA2-E	4EA2-M
9EA3		6DY2	2DY2	6EA2-E	4LS2
		6DY2	2DY2	6EA2-E	4RV2-T
		6DY2	2DY2	6EA2-E	4SF2
		6DY2	2DY2	6EA2-E	4SF3

ACCESS SERVICE

15. Access Service Interfaces and Transmission Specifications (Cont'd)15.2 Special Access Service (Cont'd)15.2.2 Network Channel Interface (NCI) Codes (Cont'd)(C) Compatible Network Channel Interfaces (Cont'd)(3) Voice Grade (Cont'd)

<u>Compatible CIs</u>		<u>Compatible CIs</u>		<u>Compatible CIs</u>	
4TF2	2TF2		4DY2		6DY2
	4TF2		6DY2		6DY3
					6EA2-E
					6EA2-M
6EA2-E	6EB2-E	6EA2-M	6DY2	6EB3-E	2DY2
	6EB2-M		6DY3		4DY2
	6LS2		6EA2-M		4EA2-E
	8EB2-E		6EB2-E		4EA2-M
	8EB2-M		6EB2-M		4SF2
	9DY2		6LS2		6DY2
	9DY3		8EB2-E		6DY3
			8EB2-M		6EA2-E
6EA2-M	2AC2		9DY2		6EA2-M
	2DY2		9DY3		8EB2-E
	2LA2				8EB2-M
	2LB2	6EB2-E	2DY2		9DY2
	2LC2		4DY2		9DY3
	2LO3		4SF2		9EA2
	2LS2		6DY2		9EA3
	2LS3		6DY3		
	2RV2-T		6EB2E	6EX2-A	2SG2
	4AC2		6EB2-M		2GS3
	4DY2		9DY2		2LS2
	4EA2-E		9DY3		2LS3
	4EA2-M				4GS2
	4LS2	6EB2-M	2DY2		4LS2
	4RV2-T		4DY2		4SF2

ACCESS SERVICE

15. Access Service Interfaces and Transmission Specifications (Cont'd)15.2 Special Access Service (Cont'd)15.2.2 Network Channel Interface (NCI) Codes (Cont'd)(C) Compatible Network Channel Interfaces (Cont'd)(3) Voice Grade (Cont'd)

<u>Compatible CIs</u>		<u>Compatible CIs</u>		<u>Compatible CIs</u>	
	4SF2		4SF2		6GS2
	4SF3		6DY2		6LS2
			6DY3		
			6EB2-M		
			9DY2		
			9DY3		
6EX2-B	2GO3	8EB2-E	2AC2	8EB2-M	2AC2
	2LA2		2DY2		2DY2
	2LB2		2LA2		2LA2
	2LC2		2LB2		2LB2
	2LO2		2LC2		2LC2
	2LO3		2LO3		2LO3
	2LR2		2LS2		2LS2
	4LR2		2LS3		2LS3
	4SF2		2RV2-T		2RV2-T
			4AC2		4AC2
6GO2	2GO2		4DY2		4DY2
	2GS2		4LS2		4LS2
	2GS3		4RV2-T		4RV2-T
	4GS2		4SF2		4SF2
	4SF2		4SF3		4SF3
	6GS2		6DY2		6DY2
			6DY3		6DY3
6LO2	2LS2		6EB2-E		6EB2-E
	2LS3		6EB2-M		6EB2-M
	4LS2		6LS2		6LS2
	4SF2		8EB2-E		8EB2-M
	6LS2		8EB2-M		9DY2

ACCESS SERVICE

15. Access Service Interfaces and Transmission Specifications (Cont'd)15.2 Special Access Service (Cont'd)15.2.2 Network Channel Interface (NCI) Codes (Cont'd)(C) Compatible Network Channel Interfaces (Cont'd)(3) Voice Grade (Cont'd)

<u>Compatible CIs</u>		<u>Compatible CIs</u>		<u>Compatible CIs</u>	
6LS2	2LA2		9DY2		9DY3
	2LB2		9DY3		
	2LC2				
	2LO2				
	2LO3				
	4SF2				
8EC2	2DY2	9DY2	2DY2	9EA3	2DY2
	4DY2		4DY2		4DY2
	4EA2-E		6DY2		4EA2-E
	4EA2-M		6DY3		4EA2-M
	4SF2		9DY2		6DY2
	6DY2				6DY3
	6DY3	9DY3	2EDY2		6EA2-E
	6EA2-E		4DY2		6EA2-M
	6EA2-M		6DY2		6EB2-E
	6EB2-E		6DY3		6EB2-M
	6EB2-M		9DY2		8EB2-E
	8EB2-E		9DY3		8EB2-M
	8EB2-E				9DY2
	9DY2	9EA2	2DY2		9DY3
	9DY3		4DY2		9EA3
	9EA2		4EA2-E		
	9EA3		4EA2-M		
			6DY2		

ACCESS SERVICE

15. Access Service Interfaces and Transmission Specifications (Cont'd)15.2 Special Access Service (Cont'd)15.2.2 Network Channel Interface (NCI) Codes (Cont'd)(C) Compatible Network Channel Interfaces (Cont'd)(3) Voice Grade (Cont'd)Compatible CIsCompatible CIsCompatible CIs

6DY3
6EA2-E
6EA2-M
6EB2-E
6EB2-M
8EB2-E
8EB2-M
9DY2
9DY3
9EA2
9EA3

ACCESS SERVICE

15. Access Service Interfaces and Transmission Specifications (Cont'd)15.2 Special Access Service (Cont'd)15.2.2 Network Channel Interface (NCI) Codes (Cont'd)(C) Compatible Network Channel Interfaces (Cont'd)(4) Program Audio

<u>Compatible CIs</u>		<u>Compatible CIs</u>	
2PG2-1	2PG1-1 2PG2-1	4DS8-15E	2PG1-3 2PG2-3
2PG2-3	2PG1-3 2PG2-3	4DS8-15F	2PG1-5 2PG2-5
2PG2-5	2PG1-5 2PG2-5	4DS8-15G	2PG1-8 2PG2-8
2PG2-8	2PG1-8 2PG2-8	4DA8-15H	2PG1-1 2PG2-1

ACCESS SERVICE

15. Access Service Interfaces and Transmission Specifications (Cont'd)15.2 Special Access Service (Cont'd)15.2.2 Network Channel Interface (NCI) Codes (Cont'd)(C) Compatible Network Channel Interfaces (Cont'd)(5) Video

<u>Compatible CIs</u>		<u>Compatible CIs</u>	
2TV6-1	4TV6-15 4TV7-15	4TV7-5	4TV6-5 4TV7-5
2TV6-2	6TV6-15 6TV7-15	4TV7-15	4TV6-15 4TV7-15
2TV7-1	4TV6-15 4TV7-15	6TV6-5	6TV6-5 6TV7-5
2TV7-2	6TV6-15 6TV7-15	6TV6-15	6TV6-15 6TV7-15
4TV6-5	4TV6-5 4TV7-5	6TV6-5	6TV6-5 6TV7-5
4TV6-15	4TV6-15 4TV7-15	6TV7-15	6TV6-15 6TV7-15

ACCESS SERVICE

15. Access Service Interfaces and Transmission Specifications (Cont'd)15.2 Special Access Service (Cont'd)15.2.2 Network Channel Interface (NCI) Codes (Cont'd)(C) Compatible Network Channel Interfaces (Cont'd)(6) Digital Data

<u>Compatible CIs</u>		<u>Compatible CIs</u>		<u>Compatible CIs</u>	
4DS8-15	4DS8-15+	4DU5-24	4DU5-24	6DU5-24	6DU5-24
	4DU5-24				
	4DU5-48	4DU5-48	4DU5-48	6DU5-48	6DU5-48
	4DU5-56				
	4DU5-96	4DU5-96	4DU5-96	6DU5-56	6DU5-56
	6DU5-24				
	6DU5-48	4DU8-56	4DU5-56	6DU5-96	6DU5-96
	6DU5-96				

+ Available only as a cross connect of two digital channels at appropriate digital speeds at a Telephone Company hub.

ACCESS SERVICE

15. Access Service Interfaces and Transmission Specifications (Cont'd)15.2 Special Access Service (Cont'd)15.2.2 Network Channel Interface (NCI) Codes (Cont'd)(C) Compatible Network Channel Interfaces (Cont'd)(7) High Capacity

<u>Compatible CIs</u>		<u>Compatible CIs</u>	
4DS0-63	4DS0-63 4DU8-A,B or C 6DU8-A,B or C	4DS8-15J	4DU8-A 6DU8-A
4DS6-27	4DS6-27 4DU8-A,B or C 6DU8-A,B or C	4DS8-15K	4DU8-B 4DU8-C 6DU8-B 6DU8-C
4DS6-44	4DS6-44 4DU8-A,B or C 6DU8-A,B or C	4DS8-31	4DS8-31 4DU8-A,B or C 6DU8-A,B or C
4DS8-15	4DS8-15+ 4DU8-B 6DU8-8	4DU8-A,B or C	4DU8-A,B or C

+ Available only as a cross connect of two individual channels of 1.544 Mbps facilities at a Telephone Company hub.

ACCESS SERVICE

15. Access Service Interfaces and Transmission Specifications (Cont'd)

Reserved for future use

ACCESS SERVICE

16. Primary Exchange Carrier and Secondary Exchange Carrier Billing Arrangements16.1 General

This section sets forth information concerning the provisions of Access Services by more than one exchange telephone company when providing Feature Group A in an Extended Area Service environment or Feature Group B in an Access Tandem environment, and the Primary Exchange Carriers do not provide service under this access service tariff.

16.2 Billing of Switched Access Service Feature Group A in Extended Area Service Environments

State - California

PEC - Pacific Bell

SEC - Not applying additional charges - SureWest Telephone

16.3 Billing of Switched Access Service Feature Group B in Access Tandem Environments

State - California

PEC - Pacific Bell

SEC - Not applying additional charges - SureWest Telephone

Issued: December 17, 2015

Effective: January 1, 2016

Vice President, Regulatory and Public Policy
211 Lincoln Street
Roseville, California 95678

ACCESS SERVICE

17. Rates and Charges17.1 Switched Access Service17.1.1 Nonrecurring ChargesRateTariff
Section
Reference(A) Local Transport - Installation
Per Entrance Facility

6.4.1(B)(1)

- Voice Grade Two Wire \$ 330.00
- Voice Grade Four Wire 330.00
- High Capacity DS1 192.50
- High Capacity DS3
 - 1 Year Plan
 - with term equip 2,100.00
 - without term equip 1,900.00
 - 3 Year Plan Waived
 - 5 Year Plan Waived
- High Capacity DS3x3
 - with term equip 2,500.00
 - without term equip 2,100.00
- High Capacity DS3x12
 - with term equip 4,500.00
 - without term equip 3,500.00

(R)

(B) Interim NXX Translation Per Order

6.4.1(B)(2)

- Per LATA or Market Area 96.11

(R)

(C) Direct Trunked Transport Activated

6.4.1(B)(1)

- Per 24 Trunks Activated or
Fraction thereof on a Per Order
Basis 22.54

(R)

(D) Installation per Line or Trunk

98.00

6.4.1(B)(1)

(R)

Transmittal No. 66

Issued: June 16, 2016

Effective: July 1, 2016

Vice President, Regulatory and Public Policy
211 Lincoln Street
Roseville, California 95678

ACCESS SERVICE

17. Rates and Charges17.1 Switched Access Service (Cont'd)Tariff
Section
Reference17.1.2 Local TransportRate(A) Entrance Facility
Per Termination

6.1.3(A)(1)

- Voice Grade Two-Wire	\$24.00
- Voice Grade Four-Wire	33.05
- High Capacity DS1	124.80
- High Capacity DS3	
• 1-Year Plan	
- with term equip	1,391.04
- without term equip	1,223.04
• 3-Year Plan	
- with term equip	1,113.84
- without term equip	945.84
• 5-Year Plan	
- with term equip	1,026.28
- without term equip	858.28
- High Capacity DS3x3	
• with term equip	2,501.86
• without term equip	2,098.66
- High Capacity DS3x12	
• with term equip	4,800.00
• without term equip	4,176.00

(B) Direct Trunked Transport(1) Direct Trunked Facility
Per Mile

6.1.3(A)(2)

- Voice Grade	\$2.15
- High Capacity DS1	16.08
- High Capacity DS3	55.80
- High Capacity DS3x3	141.52
- High Capacity DS3x12	251.60

Issued: December 17, 2015

Effective: January 1, 2016

Vice President, Regulatory and Public Policy
211 Lincoln Street
Roseville, California 95678

ACCESS SERVICE

17. Rates and Charges (Cont'd)17.1 Switched Access Service (Cont'd)17.1.2 Local Transport (Cont'd)RateTariff
Section
Reference(B) Direct Trunked Transport (Cont'd)(2) Direct Trunked Termination

Per Termination

- Voice Grade	\$12.50
- High Capacity DS1	55.20
- High Capacity DS3	
• 1-Year Plan	306.36
• 3-Year Plan	255.36
• 5-Year Plan	228.75
- High Capacity DS3x3	699.75
- High Capacity DS3x12	3,600.00

(C) Multiplexing

6.1.3(A)(5)

Per Arrangement

- DS3 to DS1	272.03
- DS1 to Voice	250.00

(D) Tandem Switched Transport(1) Tandem Switched Facility

6.1.3(A)(3)

Per Access Minute Per Mile

- Originating	\$0.000293	(T)
- Terminating 3rd Party	\$0.000293	(T)
Terminating End Office	\$0.000000	(T)(R)

(2) Tandem Switched Termination

Per Access Minute Per Termination

- Originating	\$0.000475	(T)
- Terminating 3rd Party	\$0.000475	(T)
Terminating End Office	\$0.000000	(T)(R)

(3) Tandem Switching

Per Access Minute Per Tandem

- Terminating 3rd Party	\$0.008988	(T)
Terminating End Office	\$0.000700	(T)(R)

(E) Reserved

Transmittal No. 71

Issued: June 16, 2017

Effective: July 1, 2017

Vice President, Regulatory and Public Policy
211 Lincoln Street
Roseville, California 95678

ACCESS SERVICE

17. Rates and Charges17.1 Switched Access Service17.1.3 Common Channel Signaling System 7 (CCS/SS7)Tariff
Section
Reference(A) (CCS/SS7) Interconnection Service(1) Signaling Network Access Link
- 56 kbps

8.1.3(A)

Rate(a) Channel Mileage

(1) Facility Mileage

- per mile

\$5.50

17.2.5(B)(1)

(2) Mileage Termination

- per termination

25.00

17.2.5(B)(2)

	Monthly	Non-	
	<u>Rate</u>	recurring	
		<u>Charge</u>	

(2) STP Port Termination

- per port termination

\$ 503.81

\$645.00

8.1.3(A)(2)

(B) SS7 Trunk Signaling

- per path

150.00

500.00

8.1.3(B)

ACCESS SERVICE

17. Rates and Charges (Cont'd)17.1 Switched Access Service (Cont'd)17.1.4 End OfficeRateTariff
Section
Reference(A) Local Switching
Premium

1. Originating
 - Local Switching Premium
Per Access Minute
Feature Groups D
(including: (1) Feature
Group B when utilized
for the provision of
MTS/WATS service, (2)
Feature Groups A & B
when utilized for the
provision of terminating
inward WATS and WATS-
type services at an
equal access WATS
Serving Office.)

\$.002675

6.1.3(B)(1)

2. Terminating

\$0.0000

(R)

Transmittal No. 71

Issued: June 16, 2017

Effective: July 1, 2017

Vice President, Regulatory and Public Policy
211 Lincoln Street
Roseville, California 95678

ACCESS SERVICE

17. Rates and Charges (Cont'd)17.1 Switched Access Service (Cont'd)17.1.4 End Office (Cont'd)RateTariff
Section
Reference(B) Information Surcharge

6.1.3(B)(2)

- Premium Per 100 Access Minutes

1. Originating

\$0.005490

2. Terminating

\$0.00

(R)

17.1.5 Chargeable Optional Features(A) Toll Free Number Data Base Query

6.1.3(C)(3)

- Basic query charge

.008147

- Premium query charge

.008147

(B) Operator Transfer Service

6.1.3(C)(2)

- Per call transferred

.34

(C) Carrier Identification Code Parameter

6.1.3(C)(4)

- Per trunk group per month

41.50

Transmittal No. 66

Issued: June 16, 2016

Effective: July 1, 2016

Vice President, Regulatory and Public Policy
211 Lincoln Street
Roseville, California 95678

ACCESS SERVICE

17. Rates and Charges (Cont'd)

17.1 Switched Access Service (Cont'd)

17.1.6 Reserved

ACCESS SERVICE

17. Rates and Charges (Cont'd)

17.1 Switched Access Service (Cont'd)

17.1.6 Reserved (Cont'd)

ACCESS SERVICE

17. Rates and Charges (Cont'd)17.2 Special Access Service17.2.1 Additional charge for Special Access Service

	<u>Rate</u>	<u>Tariff Section Reference</u>
- Per Voice Grade Equivalent	\$25.00	7.3

Issued: December 17, 2015

Effective: January 1, 2016

Vice President, Regulatory and Public Policy
211 Lincoln Street
Roseville, California 95678

ACCESS SERVICE

17. Rates and Charges (Cont'd)17.2 Special Access Service (Cont'd)17.2.2 Metallic Service

Regulations concerning Metallic Service are set forth in 7.4 preceding.

	Monthly Rate	Non- recurring Charge
(A) Channel Termination - Per Termination	\$15.41	\$71.00
(B) Channel Mileage		
(1) Channel Mileage Facility - Per Mile	29.61	
(2) Channel Mileage Termination - Per Termination	None	
(C) Optional Features and Functions		
(1) Bridging		
(a) Three Premises Bridging - Per Port	4.25	
(b) Series Bridging - Per Port	4.25	

Issued: December 17, 2015

Effective: January 1, 2016

Vice President, Regulatory and Public Policy
211 Lincoln Street
Roseville, California 95678

ACCESS SERVICE

17. Rates and Charges (Cont'd)17.2 Special Access Service (Cont'd)17.2.3 Voice Grade Service

Regulations concerning Voice Grade Service are set forth in 7.5 preceding.

	<u>Monthly Rate</u>	<u>Non- recurring Charge</u>
(A) <u>Channel Termination</u>		
- Per Termination		
- Two-Wire	\$24.00	\$330.00
- Four-Wire	33.05	\$330.00
(B) <u>Channel Mileage</u>		
(1) <u>Channel Mileage Facility</u>		
- Per Mile	2.15	
(2) <u>Channel Mileage Termination</u>		
- Per Termination	12.50	
(C) <u>Optional Features and Functions</u>		
(1) <u>Bridging</u>		
(a) <u>Voice Bridging</u>		
- Per Port		
- Two-Wire	5.02	
- Four-Wire	5.02	

Issued: December 17, 2015

Effective: January 1, 2016

Vice President, Regulatory and Public Policy
211 Lincoln Street
Roseville, California 95678

ACCESS SERVICE

17. Rates and Charges (Cont'd)17.2 Special Access Service (Cont'd)17.2.3 Voice Grade Service (Cont'd)

	<u>Monthly Rate</u>
(C) <u>Optional Features and Functions</u> (Cont'd)	
(1) <u>Bridging</u> (Cont'd)	
(b) <u>Data Bridging</u> - Per Port	
- Two-Wire	5.02
- Four-Wire	5.02
(c) <u>Telephoto Bridging</u> - Per Port	
- Two-Wire	5.02
- Four-Wire	5.02
(d) <u>Telemetry and Alarm Bridging</u>	
Active Bridging Channel Connections Per channel connected	
- Split Band	8.95
- Summation	1.52
Passive Bridging Channel Connections Per channel connected	0.22

 Issued: December 17, 2015

Effective: January 1, 2016

Vice President, Regulatory and Public Policy
 211 Lincoln Street
 Roseville, California 95678

ACCESS SERVICE

17. Rates and Charges (Cont'd)17.2 Special Access Service (Cont'd)17.2.3 Voice Grade Service (Cont'd)

	<u>Monthly Rate</u>
(C) <u>Optional Features and Functions</u> (Cont'd)	
(2) Conditioning Per Termination	
- C Type	\$ 33.10
- Improved Attenuation Distortion**	None
- Improved Envelope Delay Distortion**	None
- Data Capability	33.10
- Telephoto Capability	33.10
- Sealing Current	None
(3) Improved Return Loss for Effective Two-Wire or Four-Wire Transmission Per Termination	
- Two-Wire	10.22
- Four-Wire	10.22

** Improved Attenuation Distortion and Improved Envelope Delay Distortion will continue to be provided to all customers who were provided with either or both of these optional features in conjunction with C-Type Conditioning prior to May 4, 1988.

ACCESS SERVICE

17. Rates and Charges (Cont'd)17.2 Special Access Service (Cont'd)17.2.3 Voice Grade Service (Cont'd)

		Monthly Rate
(C) <u>Optional Features and Functions</u> (Cont'd)		
(4)	Signaling Capability - Per termination	\$ 5.91
(5)	Transfer Arrangement (key activated or dial up)	
	- Per four port arrangement including control channel termination**	3.35
	- Per five port arrangement including control channel termination**	7.58
(6)	Public Packet Switching Network (PPSN) Interface Arrangement Per arrangement	ICB

** An additional Channel Termination charge will apply whenever a spare channel is configured as a leg to the customer designated premises. Additional channel mileage charges will also apply when the transfer arrangement is not located in the customer designated premises serving wire center.

ACCESS SERVICE

17. Rates and Charges (Cont'd)17.2 Special Access Service (Cont'd)17.2.4 Program Audio Service

Regulations concerning Program Audio Service are set forth in 7.6 preceding.

	Monthly Rate	Daily** Rate	Nonrecurring Charge	
			Monthly	Daily
(A) <u>Channel Termination</u> Per Termination				
- 200 to 3500 Hz	\$21.24	\$2.12	\$350.00	\$350.00
- 100 to 5000 Hz	21.24	2.12	350.00	350.00
- 50 to 8000 Hz	21.24	2.12	350.00	350.00
- 50 to 15000 Hz	21.24	2.12	350.00	350.00
(B) <u>Channel Mileage</u>				
(1) <u>Channel Mileage Facility</u> Per Mile				
- 200 to 3500 Hz	3.80	\$0.38		
- 100 to 5000 Hz	3.80	0.38		
- 50 to 8000 Hz	3.80	0.38		
- 50 to 15000 Hz	3.80	0.38		
(2) <u>Channel Mileage Termination</u> - Per Termination				
- 200 to 3500 Hz	8.06	\$0.27		
- 100 to 5000 Hz	8.06	0.27		
- 50 to 8000 Hz	8.06	0.27		
- 50 to 15000 Hz	8.06	0.27		

* Daily Rates will be topped and maximum rates derived as set forth in 7.2.2(B) preceding.

Issued: December 17, 2015

Effective: January 1, 2016

Vice President, Regulatory and Public Policy
211 Lincoln Street
Roseville, California 95678

ACCESS SERVICE

17. Rates and Charges (Cont'd)17.2 Special Access Service (Cont'd)17.2.4 Program Audio Service (Cont'd)

(C) <u>Optional Features and Functions</u>	Monthly <u>Rate</u>	Daily** <u>Rate</u>	Non- <u>Recurring</u>
(1) Bridging, Distribution Amplifier - Per Port	\$ 5.02	\$.20	\$.00
(2) Gain Conditioning - Per service	.00	.00	22.80
(3) Stereo - Per service	None	None	None

** Daily rates will be topped and maximum rates derived as set forth in 7.2.2(B) preceding.

Issued: December 17, 2015

Effective: January 1, 2016

Vice President, Regulatory and Public Policy
211 Lincoln Street
Roseville, California 95678

ACCESS SERVICE

17. Rates and Charges (Cont'd)17.2 Special Access Service (Cont'd)17.2.5 Digital Data Service

Regulations concerning Digital Data Service are set forth in 7.7 preceding.

Monthly
Rate

Non-
Recurring
Charge

(A) Channel Termination
- Per termination

- 2.4 kbps	\$48.00	\$385.00
- 4.8 kbps	48.00	385.00
- 9.6 kbps	48.00	385.00
- 19.2 kbps	48.00	385.00
- 56.0 kbps	48.00	385.00
- 64.0 kbps	48.00	385.00

(B) Channel Mileage(1) Channel Mileage Facility
- Per Mile

- 2.4 kbps	5.50
- 4.8 kbps	5.50
- 9.6 kbps	5.50
- 19.2 kbps	5.50
- 56.0 kbps	5.50
- 64.0 kbps	5.50

(2) Channel Mileage Termination

- Per Termination	
- 2.4 kbps	2.50
- 4.8 kbps	2.50
- 9.6 kbps	2.50
- 19.2 kbps	2.50
- 56.0 kbps	2.50
- 64.0 kbps	2.50

Issued: December 17, 2015

Effective: January 1, 2016

Vice President, Regulatory and Public Policy
211 Lincoln Street
Roseville, California 95678

ACCESS SERVICE

17. Rates and Charges (Cont'd)17.2 Special Access Service (Cont'd)17.2.5 Digital Data Service (Cont'd)

		Monthly Rate
(C) Optional Features and Functions		
(1)	Bridging Per port	\$ 6.00
(2)	Loop Transfer Arrangement Per four port arrangement** Key activated or Dial-up	6.62
(3)	Public Packet Switching Network Interface Arrangement	
	- Per 9.6 kbps arrangement	ICB
	- Per 56.0 kbps arrangement	ICB

** An additional Channel Termination charge will apply whenever a spare channel is configured as a leg to the customer designated premises. Additional Channel Mileage charges will also apply when the transfer arrangement is not located in the customer designated premises serving wire center. ICB Rates and Charges are filed in 17.2.7 following.

Issued: December 17, 2015

Effective: January 1, 2016

Vice President, Regulatory and Public Policy
211 Lincoln Street
Roseville, California 95678

ACCESS SERVICE

17. Rates and Charges (Cont'd)17.2 Special Access Service (Cont'd)17.2.6 High Capacity Service

Regulations concerning High Capacity Service are set forth in 7.8 preceding.

Monthly
Rate

Non-
Recurring
Charge

(A) Channel Termination

— Per termination

(1) 1.544 Mbps (DS1) \$126.08 (Z) \$385.00

(2) 3.152 Mbps ICB ICB

(3) 6.312 Mbps ICB ICB

(4) DS3 44.736 Mbps

1 Year Plan

— With Term Equip 1,391.04 2,100.00

— Without Term Equip 1,209.60 1,900.00

3 Year Plan

— With Term Equip 1,102.08 Waived

— Without Term Equip 934.08 Waived

5 Year Plan

— With Term Equip 1,021.44 Waived

— Without Term Equip 853.44 Waived

(5) DS3x3

1 Year Plan

— With Term Equip 2,399.04 2,500.00

— Without Term Equip 2,016.00 2,100.00

Transmittal No. 74

Issued: June 23, 2017

Effective: July 1, 2017

Vice President, Regulatory and Public Policy
211 Lincoln Street
Roseville, California 95678

ACCESS SERVICE

17. Rates and Charges (Cont'd)17.2 Special Access Service (Cont'd)17.2.6 High Capacity Service (Cont'd)

	Monthly Rate	Non- Recurring Charge
(A) <u>Channel Termination</u> (Cont'd)		
– Per termination		
(5) <u>DS3x3</u> (Cont'd)		
<u>3-Year Plan</u>		
– With Term Equip	\$1,713.60	Waived
– Without Term Equip	1,451.52	Waived
<u>5-Year Plan</u>		
– With Term Equip	1,512.00	Waived
– Without Term Equip	1,270.08	Waived
(6) <u>DS3x12</u>		
<u>1-Year Plan</u>		
– With Term Equip	4,800.00	\$2,500.00
– Without Term Equip	4,176.00	2,100.00
<u>2-Year Plan</u>		
– With Term Equip	4,350.00	Waived
– Without Term Equip	3,785.50	Waived
<u>3-Year Plan</u>		
– With Term Equip	4,000.00	Waived
– Without Term Equip	3,480.00	Waived

 Issued: December 17, 2015

Effective: January 1, 2016

Vice President, Regulatory and Public Policy
 211 Lincoln Street
 Roseville, California 95678

ACCESS SERVICE

17. Rates and Charges (Cont'd)17.2 Special Access Service (Cont'd)17.2.6 High Capacity Service (Cont'd)(A) Channel Termination (Cont'd)

— Per termination

(6) DS3x12 (Cont'd)5-Year Plan

— With Term Equip	\$3,000.00	Waived
— Without Term Equip	2,610.00	Waived

(7) <u>274.176 Mbps</u>	ICB	ICB
-------------------------	-----	-----

(B) Channel Mileage(1) Channel Mileage Facility

— Per Mile

(a) 64 kbps*	ICB
(b) 1.544 Mbps (DS1)	16.08
(c) 3.152 Mbps	ICB

* Applies to through connections of 2.4, 4.8, 9.6, 56.0 and 64 kbps. ICB rates and charges are filed in 17.2.7 following.

ACCESS SERVICE

17. Rates and Charges (Cont'd)17.2 Special Access Service (Cont'd)17.2.6 High Capacity Service (Cont'd)

	<u>Monthly Rate</u>
(B) <u>Channel Mileage</u> (Cont'd)	
(1) <u>Channel Mileage Facility</u> (Cont'd)	
— Per Mile	
(d) 6.312 Mbps	ICB
(e) DS3 44.736 Mbps	\$55.80
(f) DS3x3	141.52
(g) DS3x12	260.00
(h) 274.176 Mbps	ICB
(2) <u>Channel Mileage Termination</u>	
— Per Termination	
(a) 64 kbps*	ICB
(b) 1.544 Mbps (DS1)	55.20
(c) 3.152 Mbps	ICB
(d) 6.312 Mbps	ICB
(e) DS3 44.736 Mbps	
<u>1-Year Plan</u>	302.40
<u>3-Year Plan</u>	255.36
<u>5-Year Plan</u>	221.76
(f) DS3x3	
<u>1-Year Plan</u>	544.32
<u>3-Year Plan</u>	463.68
<u>5-Year Plan</u>	403.20
(g) DS3x12	
<u>1-Year Plan</u>	3,600.00
<u>2-Year Plan</u>	3,240.00
<u>3-Year Plan</u>	2,925.00
<u>5-Year Plan</u>	2,250.00
(h) 274.176 Mbps	ICB

* Applies to through connections of 2.4, 4.8, 9.6, 56.0 and 64 kbps. ICB rates and charges are filed in 17.2.7 following.

ACCESS SERVICE

17. Rates and Charges (Cont'd)17.2 Special Access Service (Cont'd)17.2.6 High Capacity Service (Cont'd)

	Monthly Rate
(C) <u>Optional Features and Functions</u>	
(1) <u>Multiplexing</u>	
— Per Arrangement	
DS4 to DS1	ICB
DS3 to DS1	\$272.03
DS2 to DS1	ICB
DS1C to DS1	ICB
DS1 to Voice **	251.70
DS1 to DS0	ICB
DS0 to Subrates	
— Up to 20 2.4 kbps services	ICB
— Up to 10 4.8 kbps services	ICB
— Up to 5 9.6 kbps services	ICB

** A channel of this DS1 to the Hub can be used for Digital Data service. ICB rates and charges are filed in 17.3.7 following.

Issued: December 17, 2015

Effective: January 1, 2016

Vice President, Regulatory and Public Policy
211 Lincoln Street
Roseville, California 95678

ACCESS SERVICE

17. Rates and Charges (Cont'd)17.2 Special Access Service (Cont'd)17.2.6 High Capacity Service (Cont'd)

	<u>Monthly Rate</u>
(C) <u>Optional Features and Functions</u> (Cont'd)	
(2) Automatic Loop Transfer - Per arrangement**	\$ 432.12
(3) Transfer Arrangement (key activated or dial up) - Per four port arrangement including control channel termination***	183.63
(D) Network Channel Terminating Equipment (NCTE) Per termination#	
- 1.544 Mbps	94.27
- Automatic Loop Transfer	994.90

** An additional Channel Termination charge will apply whenever the spare line is provided as a leg to the customer designated premises.

*** An additional Channel Termination charge will apply whenever a spare channel is configured as a leg to the customer designated premises. Additional channel mileage charges will also apply when the transfer arrangement is not located in the customer designated premises serving wire center.

NCTE will only be provided under tariff if it existed in the Telephone Company's inventory as of November 18, 1983.

ACCESS SERVICE

17. Rates and Charges (Cont'd)

17.2 Special Access Service (Cont'd)

17.2.7 Reserved

ACCESS SERVICE

17. Rates and Charges (Cont'd)

17.2 Special Access Service (Cont'd)

17.2.7 Reserved (Cont'd)

ACCESS SERVICE

17. Rates and Charges (Cont'd)

17.2 Special Access Service (Cont'd)

17.2.7 Reserved (Cont'd)

ACCESS SERVICE

17. Rates and Charges (Cont'd)

17.2 Special Access Service (Cont'd)

17.2.7 Reserved (Cont'd)

ACCESS SERVICE

17. Rates and Charges (Cont'd)Tariff
Section
Reference17.2 Special Access Service (Cont'd)17.2.7 Vintage Rates for Rate Stability Payment Plan

7.2.8(H)

(A) The following vintage rates apply to DS3X12 Services that entered into a Rate Stability Payment Plan during a corresponding period listed below, unless rates specified in 17.2.6(B) are lower, in which case the lower rates will apply.

- 1 Year Plan: Installed between 07/01/09 through 06/30/10
- 2 Year Plan: Installed between 07/01/08 through 06/30/10
- 3 Year Plan: Installed between 07/01/07 through 06/30/10
- 5 Year Plan: Installed between 07/01/05 through 06/30/10

	<u>Monthly Rate</u>
(1) <u>Channel Mileage Termination</u>	
- Per Termination	
(a) <u>DS3X12</u>	
<u>1 Year Plan</u>	\$2,066.96
<u>2 Year Plan</u>	1,722.47
<u>3 Year Plan</u>	1,435.39
<u>5 Year Plan</u>	1,165.25

Issued: December 17, 2015

Effective: January 1, 2016

Vice President, Regulatory and Public Policy
211 Lincoln Street
Roseville, California 95678

ACCESS SERVICE

17. Rates and Charges (Cont'd)17.2 Special Access Service (Cont'd)17.2.8 SONET Ring Services

Effective June 30, 2005, the following rates replace those which were previously offered in Section 17.3.7 under Case No. 05-1 and Case No. 05-2.

(A) Mileage

		Monthly <u>Rate</u>
(1)	Dedicated Ring	
	- per interoffice mile	
	622 Mbps (OC12)	\$250.00
	2.4 Gbps (OC48)	350.00
	9.953 Gbps (OC192)	400.00
		Monthly <u>Rate</u>
(2)	Circuit Service	
	- per interoffice mile	
	45 Mbps (DS3)	\$55.80
	155 Mbps (OC12)	141.52
	622 Mbps (OC12)	251.60
	2.4 Gbps (OC48)	450.00

Issued: December 17, 2015

Effective: January 1, 2016

Vice President, Regulatory and Public Policy
211 Lincoln Street
Roseville, California 95678

ACCESS SERVICE

17. Rates and Charges (Cont'd)17.2 Special Access Service (Cont'd)17.2.8 SONET Ring Services (Cont'd)

(B) Dedicated Ring Fees

	Monthly <u>Rate</u>	Nonrecurring <u>Charge</u>
(1) Interoffice		
- per CO Node to CO Node Link		
<u>3 Year Plan</u>		
622 Mbps (OC12)	\$150.00	None
2.4 Gbps (OC48)	150.00	None
9.953 Gbps (OC192)	150.00	None
<u>5 Year Plan</u>		
622 Mbps (OC12)	150.00	None
2.4 Gbps (OC48)	150.00	None
9.953 Gbps (OC192)	150.00	None
(2) Local Loop		
- per CO Node to Premises Node Link (within the customer's wire center)		
<u>3 Year Plan</u>		
622 Mbps (OC12)	1,050.00	None
2.4 Gbps (OC48)	2,000.00	None
9.953 Gbps (OC192)	4,400.00	None
<u>5 Year Plan</u>		
622 Mbps (OC12)	810.00	None
2.4 Gbps (OC48)	1,800.00	None
9.953 Gbps (OC192)	4,000.00	None

Issued: December 17, 2015

Effective: January 1, 2016

Vice President, Regulatory and Public Policy
211 Lincoln Street
Roseville, California 95678

ACCESS SERVICE

17. Rates and Charges (Cont'd)17.2 Special Access Service (Cont'd)17.2.8 SONET Ring Services (Cont'd)

(B) Dedicated Ring Fees (Cont'd)

(3) Alternate CO	Monthly <u>Rate</u>	Nonrecurring <u>Charge</u>
- per CO Node to Premises Node Link (outside of Customer's wire center)		

3 Year Plan

622 Mbps (OC12)	\$1,400.00	None
2.4 Gbps (OC48)	2,600.00	None
9.953 Gbps (OC192)	5,600.00	None

5 Year Plan

622 Mbps (OC12)	1,200.00	None
2.4 Gbps (OC48)	2,400.00	None
9.953 Gbps (OC192)	5,200.00	None

(C) Nodes: CO and Premises
- per node

(1) CO/Premises Node for Dedicated Ring	Monthly <u>Rate</u>	Nonrecurring <u>Charge</u>
<u>3 Year Plan</u>		
622 Mbps (OC12)	\$2,200.00	None
2.4 Gbps (OC48)	4,200.00	None
9.953 Gbps (OC192)	10,400.00	None
<u>5 Year Plan</u>		
622 Mbps (OC12)	1,625.00	None
2.4 Gbps (OC48)	3,680.00	None
9.953 Gbps (OC192)	8,000.00	None

Issued: December 17, 2015

Effective: January 1, 2016

Vice President, Regulatory and Public Policy
211 Lincoln Street
Roseville, California 95678

ACCESS SERVICE

17. Rates and Charges (Cont'd)17.2 Special Access Service (Cont'd)17.2.8 SONET Ring Services (Cont'd)(D) Nodes: Ring Regenerating
- per node

(1)	Monthly Rate	Nonrecurring Charge
<u>3 Year Plan</u>		
622 Mbps (OC12)	\$1,650.00	None
2.4 Gbps (OC48)	3,200.00	None
9.953 Gbps (OC192)	5,310.00	None
<u>5 Year Plan</u>		
622 Mbps (OC12)	1,270.00	None
2.4 Gbps (OC48)	2,100.00	None
9.953 Gbps (OC192)	4,100.00	None

ACCESS SERVICE

17. Rates and Charges (Cont'd)17.2 Special Access Service (Cont'd)17.2.8 SONET Ring Services (Cont'd)

(E) CO/Premises Access Ports

- per port	Monthly <u>Rate</u>	Nonrecurring <u>Charge</u>
<u>1 Year Plan</u>		
45 Mbps (DS3)	\$ 300.00	\$350.00
155 Mbps (OC3)	1,200.00	350.00
622 Mbps (OC12)	1,400.00	350.00
2.4 Gbps (OC48)	4,200.00	350.00
<u>2 Year Plan</u>		
45 Mbps (DS3)	300.00	350.00
155 Mbps (OC3)	1,200.00	350.00
622 Mbps (OC12)	1,400.00	350.00
2.4 Gbps (OC48)	4,200.00	350.00
<u>3 Year Plan</u>		
45 Mbps (DS3)	230.00	None
155 Mbps (OC3)	650.00	None
622 Mbps (OC12)	1,400.00	None
2.4 Gbps (OC48)	3,230.00	None
<u>5 Year Plan</u>		
45 Mbps (DS3)	135.00	None
155 Mbps (OC3)	500.00	None
622 Mbps (OC12)	1,130.00	None
2.4 Gbps (OC48)	2,910.00	None

Issued: December 17, 2015

Effective: January 1, 2016

Vice President, Regulatory and Public Policy
211 Lincoln Street
Roseville, California 95678

ACCESS SERVICE

17. Rates and Charges (Cont'd)17.3 Other Services17.3.1 Access Ordering

	<u>Charge</u>	<u>Tariff Section Reference</u>
(A) <u>Access Order Charge</u>		5.4.1
Per order	\$96.00	
(B) <u>Service Date Change Charge</u>		5.4.3(A)
A Service Date Change Charge will apply on a per order per occurrence basis for each service date changed. The applicable charge is:		
Service Date Change Charge, per occurrence	50.00	
(C) <u>Design Change Charge</u>		5.4.3(B)
The Design Change Charge will apply on a per order per occurrence basis, for each order requiring design change. The applicable charge is:		
Design Change Charge, per occurrence	94.00	

ACCESS SERVICE

17. Rates and Charges (Cont'd)17.3 Other Services (Cont'd)17.3.1 Access Ordering (Cont'd)

	<u>Charge</u>	<u>Tariff Section Reference</u>
(D) <u>Miscellaneous Service Order Charge</u> - Per Occurrence	\$ 50.00	5.4.2
(E) <u>Reserved</u>		
(F) <u>Common Channel Signaling Network Configuration</u>		
(1) Minimum Reconfiguration - Per Order	360.00	5.4.3
(2) Trunk Reconfiguration - Per Feature Group D Trunk in excess of 48 trunks reconfigured	7.50	5.4.3
17.3.2 <u>Additional Engineering</u>		
	<u>Each Half Hour or Fraction Thereof</u>	
<u>Additional Engineering Periods</u>		
(A) Basic Time per engineer normally scheduled working hours	\$ 25.00	13.1
(B) Overtime per engineer outside of normally scheduled working hours	37.50	13.1
(C) Premium Time outside of scheduled work day, per engineer	50.00	13.1

Issued: December 17, 2015

Effective: January 1, 2016

Vice President, Regulatory and Public Policy
211 Lincoln Street
Roseville, California 95678

ACCESS SERVICE

17. Rates and Charges (Cont'd)17.3 Other Services (Cont'd)17.3.3 Additional Labor

<u>Additional Labor Periods</u>	<u>Each Half Hour or Fraction Thereof</u>	<u>Tariff Section Reference</u>
(A) <u>Installation or Repair*</u>		
- Overtime, outside of normally scheduled working hours on a scheduled work day, per technician	\$ 40.50	13.2.1 & 13.2.2
- Premium Time, outside of scheduled workday, per technician	54.00	13.2.1 & 13.2.2
(B) <u>Stand by</u>		
- Basic time, normally scheduled working hours, per technician	27.00	13.2.3
- Overtime,* outside of normally scheduled working hours on a scheduled workday, per technician	40.50	13.2.3
- Premium Time,* outside of scheduled work day,per technician	54.00	13.2.3

* A call out of a Telephone Company employee at a time not consecutive with the employee's scheduled work period is subject to a minimum charge of four hours.

Issued: December 17, 2015

Effective: January 1, 2016

Vice President, Regulatory and Public Policy
211 Lincoln Street
Roseville, California 95678

ACCESS SERVICE

17. Rates and Charges (Cont'd)

Issued: December 17, 2015

Effective: January 1, 2016

Vice President, Regulatory and Public Policy
211 Lincoln Street
Roseville, California 95678

ACCESS SERVICE

17. Rates and Charges (Cont'd)17.3 Other Services (Cont'd)17.3.3 Additional Labor (Cont'd)

<u>Additional Labor Periods</u>	<u>Each Half Hour or Fraction Thereof</u>		
	<u>Installation and Repair Technician</u>	<u>Central Office Maintenance Technician</u>	<u>Tariff Section Reference</u>
(C) Testing and Maintenance with other Telephone Companies, or Other Labor*			
- Basic Time per technician normally scheduled working hours	\$25.00	\$25.00	13.2.4 & 13.2.5
- Overtime per technician outside of normally scheduled working hours on a scheduled work day	37.50	37.50	13.2.4 & 13.2.5
- Premium Time per technician outside of scheduled work day	50.00	50.00	13.2.4 & 13.2.5

* A call out of a Telephone Company employee at a time not consecutive with the employee's scheduled work period is subject to a minimum charge of four hours.

Issued: December 17, 2015

Effective: January 1, 2016

Vice President, Regulatory and Public Policy
211 Lincoln Street
Roseville, California 95678

ACCESS SERVICE

17. Rates and Charges (Cont'd)17.3 Other Services (Cont'd)17.3.4 Miscellaneous Services(A) Additional Cooperative Acceptance Testing - Switched Access

<u>Testing Periods</u>	<u>Each Half Hour or Fraction Thereof</u>	<u>Tariff Section Reference</u>
Basic Time, Overtime** and Premium Time**	See the rates for Additional Labor as set forth in 17.3.3(C) preceding.	13.3.1(A)(1)

(B) Additional Automatic Testing - Switched AccessTo First Point of Switching

Additional Tests

		<u>Per Test Per Transmission Path</u>
Gain-Slope Tests	ICB	13.3.1(A)(2)
C-Notched Noise Tests	ICB	13.3.1(A)(2)

** A call out of a Telephone Company employee at a time not consecutive with the employee's scheduled work period is subject to a minimum charge of four hours.

ACCESS SERVICE

17. Rates and Charges (Cont'd)17.3 Other Services (Cont'd)17.3.4 Miscellaneous Services(B) Additional Automatic Testing - Switched Access (Cont'd)To First Point of Switching

Additional Tests

Per Test Per
Transmission Path

1004 Hz Loss**	ICB	13.3.1(A)(2)
C-Message Noise**	ICB	13.3.1(A)(2)
Balance (return loss)**	ICB	13.3.1(A)(2)

** 1004 Hz Loss, C-Message Noise and Balance are non-chargeable routine tests, however, they may be requested on an as needed or more than routine scheduled basis, in which case the charges herein apply.

Issued: December 17, 2015

Effective: January 1, 2016

Vice President, Regulatory and Public Policy
211 Lincoln Street
Roseville, California 95678

ACCESS SERVICE

17. Rates and Charges (Cont'd)17.3 Other Services (Cont'd)17.3.4 Miscellaneous Services (Cont'd)(C) Additional Manual Testing - Switched Access

To First Point
of Switching

Additional Tests

	Each Half Hour or Fraction <u>Thereof</u>	Tariff Section <u>Reference</u>
Gain-Slope, C- Notched Noise and any other agreed to tests, per technician	See the rates for Additional Labor as set forth in 17.3.3(C) preceding.	13.3.1(A)(3)

ACCESS SERVICE

17. Rates and Charges (Cont'd)17.3 Other Services (Cont'd)17.3.4 Miscellaneous Services (Cont'd)(D) Additional Cooperative Acceptance Testing - Special Access

Testing Periods	Each Half Hour or Fraction Thereof	Tariff Section Reference
Basic Time, Overtime** and Premium Time**	See the rates for Additional Labor as set forth in 17.3.3(C) preceding.	13.3.1(B)(1)

** A call out of a Telephone Company employee at a time not consecutive with the employee's scheduled work period is subject to a minimum charge of four hours.

Issued: December 17, 2015

Effective: January 1, 2016

Vice President, Regulatory and Public Policy
211 Lincoln Street
Roseville, California 95678

ACCESS SERVICE

17. Rates and Charges (Cont'd)17.3 Other Services (Cont'd)17.3.4 Miscellaneous Services (Cont'd)(E) Additional Manual Testing - Special Access

<u>Testing Periods</u>	<u>Each Half Hour or Fraction Thereof</u>	<u>Tariff Section Reference</u>
Basic Time, Overtime** and Premium Time**	See the rates for Additional Labor as set forth in 17.3.3(C) preceding.	13.3.1(B)(2)

(F) Maintenance of Service

<u>Maintenance of Service Periods</u>	<u>Each Half Hour or Fraction Thereof</u>	<u>Tariff Section Reference</u>
Basic Time, Overtime** and Premium Time**	See the rates for Additional Labor as set forth in 17.3.3(C) preceding.	13.3.2

** A call out of a Telephone Company employee at a time not consecutive with the employee's scheduled work period is subject to a minimum charge of four hours.

Issued: December 17, 2015

Effective: January 1, 2016

Vice President, Regulatory and Public Policy
211 Lincoln Street
Roseville, California 95678

ACCESS SERVICE

17. Rates and Charges (Cont'd)17.3 Other Services (Cont'd)17.3.4 Miscellaneous Services (Cont'd)

	Monthly Rate	Non- Recurring Charge	Tariff Section Reference
(G) <u>Telecommunications Service Priority</u>			
- Per service arranged		ICB	13.3.3
(H) <u>Controller Arrangement</u>			
- Per Arrangement	ICB		13.3.4(A)
(I) <u>Presubscription</u>			
- Per Telephone Exchange Service line or trunk*			13.4
- InterLATA only	\$5.50		
- Simultaneous InterLATA and IntraLATA	2.75		
(J) <u>International Blocking</u>			
- Per Service Order Occurrence		ICB	13.3.5
(K) <u>Billing Name and Address Information</u>			
- Per request		34.00	13.5
- Per BTN		.35	13.5

* This charge is billed to the end-user who is the subscriber to the Telephone Exchange Service. In the event an end-user is incorrectly presubscribed due to misassignment on the part of the Telephone Company, no charge shall apply. In the event an end-user is incorrectly presubscribed due a misassignment on the part of the IC, and the IC is unable to document such an assignment, the Telephone Company will apply the charge to the IC responsible for the misassignment of the end-user and assign the end-user to an IC of the end-user's choice.

Issued: December 17, 2015

Effective: January 1, 2016

Vice President, Regulatory and Public Policy
211 Lincoln Street
Roseville, California 95678

ACCESS SERVICE

17. Rates and Charges (Cont'd)17.3 Other Services (Cont'd)17.3.4 Miscellaneous Services (Cont'd)(L) Information Services Call Blocking(1) Residence
Remove Call Blocking
- each line

\$ 5.00 13.3.6

(2) Business

(a) Add to existing service
beyond 60 days of new
installation
- each line

15.00 13.3.6

(b) Remove Call Blocking
- each line

15.00 13.3.6

(M) Originating Line Screening (OLS) Service- Per exchange service line on
subsequent orders

11.35 13.6

(N) Public Access Line (PAL)Features

(1) Reserved

(3) Reserved

(3) Payphone specific coding*

- Per access line

.55 13.8

* This rate will be in effect until April 15, 2003.

Issued: December 17, 2015

Effective: January 1, 2016

Vice President, Regulatory and Public Policy
211 Lincoln Street
Roseville, California 95678

ACCESS SERVICE

17. Rates and Charges (Cont'd)17.3 Other Services (Cont'd)17.3.4 Miscellaneous Services (Cont'd)(O) Local Number Portability
Recovery Charge*

	Monthly Rate	Non- Recurring Charge	Tariff Section Reference
- per end user access line	\$ 0.20		
- PBX Trunk per trunk (9 x end user charge)	\$1.80		
- PRI Service per service (5 x end user charge)	\$1.00		

13.9

* Effective from September 20, 2000 through December 19, 2004.

Issued: December 17, 2015

Effective: January 1, 2016

Vice President, Regulatory and Public Policy
211 Lincoln Street
Roseville, California 95678

ACCESS SERVICE

17. Rates and Charges (Cont'd)

17.3 Other Services (Cont'd)

17.3.5 Special Federal Government Access Services

(Reserved for future use.)

ACCESS SERVICE

17. Rates and Charges (Cont'd)17.3 Other Services (Cont'd)17.3.6 Special Facilities Routing of Access Services(A) Diversity

For each service provided in accordance with 11.1.1 preceding, the rates and charges will be developed on an individual case basis.

(B) Avoidance

For each service provided in accordance with 11.1.2 preceding, the rates and charges will be developed on an individual case basis.

ACCESS SERVICE

17. Rates and Charges (Cont'd)17.3 Other Service (Cont'd)17.3.6 Special Facilities Routing of Access Services (Cont'd)(C) Diversity and Avoidance Combined

For each service provided in accordance with 11.1.1 and 11.1.2 preceding, combined, the rates and charges will be developed on an individual case basis.

(D) Cable-Only Facilities

For each service provided in accordance with 11.1.4 preceding, the rates and charges will be developed on an individual case basis.

(Reserved for future use)

17.3.7 Specialized Service or Arrangements

Specialized Service or Arrangements are provided on an individual case basis as set forth following:

Case No.: 02-1
Customer: Wells Fargo
Location: Roseville, California

Provision of one OC48 circuit from Wells Fargo location at 201 N. Sunrise Blvd., Roseville, through the Roseville Central Office to mid-span meet point located on Church Street, Roseville, California.

Monthly Rate: \$17,244.70

The minimum billing period for this specialized arrangement is 60 months and will apply as described in Section 7.2.8(D), (E), (F), and (G) preceding.

Upon expiration of this offering, or when the Company places into the general portion of this tariff a service functionally equivalent to this specialized service, then Wells Fargo may discontinue this specialized service and take the general tariffed service without termination liability, or Wells Fargo may retain this specialized service until the conclusion of the 60 month term.

ACCESS SERVICE

17. Rates and Charges (Cont'd)17.3 Other Service (Cont'd)17.3.7 Specialized Service or Arrangements (Cont'd)

Case No.: 05-1

Location: Roseville, California

To provide transport for two OC48 circuits on a ring, with routes between a mid-span meet point at the Company's Sunset Boulevard/West Oaks boundary and a mid-span meet point at the Company's San Juan Avenue boundary traversing through the Company's Citrus Heights Central Office, and between a mid-span meet point at the Company's Industrial Avenue boundary and a mid-span meet point at the Company's West end/Baseline Road boundary traversing through the Company's Roseville Central Office. This specialized arrangement allows for expansion to a total of four (4) OC48s capacity, at the customer's option.

Monthly Rate: \$6,800 per OC48 transported on the ring

Total of initial Monthly Rates: \$13,600

The minimum billing period for this specialized arrangement is 36 months, and will apply as described in Section 7.2.8(D) and (E), preceding.

Upon expiration of this offering, or when the Company places into the general portion of this tariff a service functionally equivalent to this specialized service, the customer may discontinue this specialized service and take the general tariffed service without termination liability or may retain this specialized service until the conclusion of the 36-month term.

ACCESS SERVICE

17. Rates and Charges (Cont'd)17.3 Other Service (Cont'd)17.3.7 Specialized Service or Arrangements (Cont'd)

Case No.: 05-2

Location: Roseville, California

To provide transport for OC-192/OC-48 combined circuits on multiple rings, with routes between a mid-span meet point at the Company's Sunset Boulevard/West Oaks boundary and a mid-span meet point at the Company's San Juan Avenue boundary traversing through the Company's Roseville Central Office, and between a mid-span meet point at the Company's Industrial Avenue boundary and a mid-span meet point near the Company's West Office in manhole number 2002.

Monthly Rates: \$16,875.00 for service

The minimum billing period for this specialized arrangement is 36 months, and will apply as described in Section 7.2.8(D) and (E), preceding.

Upon expiration of this offering, or when the Company places into the general portion of this tariff a service functionally equivalent to this specialized service, the customer may discontinue this specialized service and take the general tariffed service without termination liability or may retain this specialized service until the conclusion of the 36-month term.

ACCESS SERVICE

17. Rates and Charges (Cont'd)

17.4 Advanced Communications Networks

17.4.1 Reserved

ACCESS SERVICE

17. Rates and Charges (Cont'd)

17.4 Advanced Communications Networks (Cont'd)

17.4.1 Reserved (Cont'd)

ACCESS SERVICE

17. Rates and Charges (Cont'd)

17.4 Advanced Communications Networks (Cont'd)

17.4.1 Reserved (Cont'd)

ACCESS SERVICE

17. Rates and Charges (Cont'd)17.4 Advanced Communications Networks17.4.2 Frame Relay Service (FRS)(A) Frame Relay UNI Port and Special Access Line - each

		RSOC	Monthly Rate	Non- Recurring Charge
(1)	<u>56/64 Kbps</u>			
	- Month to Month	56UNIM	\$125.00	\$630.00
	- 1 Year Rate Stability Plan	56UNI1	118.75	630.00
	- 3 Year Rate Stability Plan	56UNI3	112.00	none
	- 5 Year Rate Stability Plan	56UNI5	100.00	none
(2)	<u>128 Kbps</u>			
	- Month to Month	128UNIM	212.50	750.00
	- 1 Year Rate Stability Plan	128UNI1	201.88	750.00
	- 3 Year Rate Stability Plan	128UNI3	191.25	none
	- 5 Year Rate Stability Plan	128UNI5	170.00	none
(3)	<u>384 Kbps</u>			
	- Month to Month	384UNIM	280.50	750.00
	- 1 Year Rate Stability Plan	384UNI1	266.48	750.00
	- 3 Year Rate Stability Plan	384UNI3	252.45	none
	- 5 Year Rate Stability Plan	384UNI5	224.40	none

 Issued: December 17, 2015

Effective: January 1, 2016

Vice President, Regulatory and Public Policy
 211 Lincoln Street
 Roseville, California 95678

ACCESS SERVICE

17. Rates and Charges (Cont'd)17.4 Advanced Communications Networks17.4.2 Frame Relay Service (FRS)(A) Frame Relay UNI Port and Special Access Line - each (Cont'd)

	<u>RSOC</u>	<u>Monthly Rate</u>	<u>Non- Recurring Charge</u>
(4) <u>1.536 Mbps</u>			
- Month to Month	153UNIM	\$314.50	\$750.00
- 1 Year Rate Stability Plan	153UNI1	298.78	750.00
- 3 Year Rate Stability Plan	153UNI3	283.05	none
- 5 Year Rate Stability Plan	153UNI5	251.60	none

(B) Frame Relay NNI Port and Special Access Line - each

<u>1.536 Mbps</u>			
- Month to Month	153NNIM	\$314.50	\$750.00
- 1 Year Rate Stability Plan	153NNI1	298.78	750.00
- 3 Year Rate Stability Plan	153NNI3	283.05	none
- 5 Year Rate Stability Plan	153NNI5	251.60	none

 Issued: December 17, 2015

Effective: January 1, 2016

Vice President, Regulatory and Public Policy
 211 Lincoln Street
 Roseville, California 95678

ACCESS SERVICE

17. Rates and Charges (Cont'd)17.4 Advanced Communications Networks (Cont'd)17.4.2 Frame Relay Service (FRS) (Cont'd)

	<u>RSOC</u>	<u>Monthly Rate</u>	<u>Non- Recurrin g Charge</u>
(C) <u>Data Link Connection Identifier (DLCI)</u>			
per DLCI - per Port			
First	FRSDLC1	none	- -
Next 2-6 each	FRSDLC2	\$ 12.75	- -
Next 7-11	FRSDLC7	8.50	- -
#12 and additional each	FRSDLC12	4.25	- -
(D) FRS Options			
(1) Traffic Detail		\$15.00	\$50.00
(2) Network Adds or Changes			
Change Port Speed or Add/rearrange/change		- -	50.00

 Issued: December 17, 2015

Effective: January 1, 2016

Vice President, Regulatory and Public Policy
 211 Lincoln Street
 Roseville, California 95678

ACCESS SERVICE

17. Rates and Charges (Cont'd)17.4 Advanced Communications Networks (Cont'd)17.4.3 ATM-CRS Services

		Monthly Rate	Non- Recurring Charge
(A) <u>Port Charges</u>			
(1)	UNI - Per port	\$289.00	\$340.00
(2)	NNI - Per port	289.00	340.00
(3)	VPGI - Per port	-	85.00
(4)	PVC - Per port	-	85.00
(5)	DS1 - CES - Per DS1	-	85.00
(6)	FR/ATM-SI - Per connection	-	85.00

(B) Cell Usage Rates - per month at Bandwidth Level

<u>Bandwidth</u>	<u>CBR</u>	<u>ABR</u>	<u>UBR</u>
Less than 1 MB	\$190.00	\$120.00	\$60.00
1 Mb	280.00	175.00	90.00
2 Mb	370.00	230.00	120.00
3 Mb	460.00	285.00	150.00
4 Mb	550.00	340.00	180.00
5 Mb	640.00	395.00	210.00
6 Mb	730.00	450.00	240.00
7 Mb	820.00	505.00	270.00
8 Mb	910.00	560.00	300.00
9 Mb	1000.00	615.00	330.00
10 Mb	1090.00	670.00	360.00

Issued: December 17, 2015

Effective: January 1, 2016

Vice President, Regulatory and Public Policy
211 Lincoln Street
Roseville, California 95678

ACCESS SERVICE

17. Rates and Charges (Cont'd)17.4 Advanced Communications Networks (Cont'd)17.4.3 ATM-CRS Services (Cont'd)(B) Cell Usage Rates - per month at Bandwidth Level (Cont'd)

<u>Bandwidth</u>	<u>CBR</u>	<u>ABR</u>	<u>UBR</u>
11 Mb	\$1170.00	\$720.00	\$387.00
12 Mb	1250.00	770.00	414.00
13 Mb	1330.00	820.00	441.00
14 Mb	1410.00	870.00	468.00
15 Mb	1490.00	920.00	495.00
16 Mb	1570.00	970.00	522.00
17 Mb	1650.00	1020.00	549.00
18 Mb	1730.00	1070.00	576.00
19 Mb	1810.00	1120.00	603.00
20 Mb	1890.00	1170.00	630.00
21 Mb	1970.00	1220.00	657.00
22 Mb	2040.00	1265.00	682.00
23 Mb	2110.00	1310.00	707.00
24 Mb	2180.00	1355.00	732.00
25 Mb	2250.00	1400.00	757.00
26 Mb	2320.00	1445.00	782.00
27 Mb	2390.00	1490.00	807.00
28 Mb	2460.00	1535.00	832.00
29 Mb	2530.00	1580.00	857.00
30 Mb	2600.00	1625.00	882.00
31 Mb	2670.00	1670.00	907.00
32 Mb	2740.00	1715.00	932.00
33 Mb	2810.00	1760.00	957.00
34 Mb	2880.00	1805.00	982.00
35 Mb	2950.00	1850.00	1007.00
36 Mb	3020.00	1895.00	1032.00
37 Mb	3090.00	1940.00	1057.00
38 Mb	3160.00	1985.00	1082.00
39 Mb	3230.00	2030.00	1107.00
40 Mb	3300.00	2075.00	1132.00

Issued: December 17, 2015

Effective: January 1, 2016

Vice President, Regulatory and Public Policy
211 Lincoln Street
Roseville, California 95678

ACCESS SERVICE

17. Rates and Charges (Cont'd)17.4 Advanced Communications Networks (Cont'd)17.4.3 ATM-CRS Services (Cont'd)(B) Cell Usage Rates - per month at Bandwidth Level (Cont'd)

<u>Bandwidth</u>	<u>CBR</u>	<u>ABR</u>	<u>UBR</u>
41Mb	\$3370.00	\$2120.00	\$1157.00
42Mb	3440.00	2165.00	1182.00
43Mb	3510.00	2210.00	1207.00
44Mb	3580.00	2255.00	1232.00
45Mb	3650.00	2300.00	1257.00
46Mb	3720.00	2345.00	1282.00
47Mb	3790.00	2390.00	1307.00
48Mb	3860.00	2435.00	1332.00
49Mb	3930.00	2480.00	1357.00
50Mb	4000.00	2525.00	1382.00

Issued: December 17, 2015

Effective: January 1, 2016

Vice President, Regulatory and Public Policy
211 Lincoln Street
Roseville, California 95678

ACCESS SERVICE

17. Rates and Charges (Cont'd)

17.4 Advanced Communications Networks (Cont'd)

17.4.4 Reserved

ACCESS SERVICE

17. Rates and Charges (Cont'd)

17.4 Advanced Communications Networks (Cont'd)

17.4.4 Reserved (Cont'd)

ACCESS SERVICE

17. Rates and Charges (Cont'd)

17.4 Advanced Communications Networks (Cont'd)

17.4.4 Reserved (Cont'd)

ACCESS SERVICE

17. Rates and Charges (Cont'd)17.4 Advanced Communications Networks (Cont'd)17.4.5 Ethernet Service (Marketed as EtherMAN)

	Monthly Rate	Non- Recurring Charge
(A) <u>Trunk Groups, each</u>		
(1) Routing Number Assignment	None	None
(2) Trunk Group Number	None	\$147.00
(B) <u>5 Mbps Connection</u>		
Monthly Port Rate	\$560.00	\$7,000.00
Monthly Ethernet Usage Rate	240.00	N/A
1 Year Port Rate	465.50	3,500.00
1 Year Ethernet Usage Rate	199.50	N/A
2 Year Port Rate	465.50	1,750.00
2 Year Ethernet Usage Rate	199.50	N/A
3 Year Port Rate	377.37	599.00
3 Year Ethernet Usage Rate	161.73	N/A
5 Year Port Rate	261.98	N/A
5 Year Ethernet Usage Rate	112.28	N/A
(C) <u>10 Mbps Connection</u>		
Monthly Port Rate	665.00	7,000.00
Monthly Ethernet Usage Rate	285.00	N/A
1 Year Port Rate	565.25	3,500.00
1 Year Ethernet Usage Rate	242.25	N/A
2 Year Port Rate	565.25	1,750.00
2 Year Ethernet Usage Rate	242.25	N/A
3 Year Port Rate	472.50	599.00
3 Year Ethernet Usage Rate	202.50	N/A
5 Year Port Rate	288.75	N/A
5 Year Ethernet Usage Rate	123.75	N/A

Issued: December 17, 2015

Effective: January 1, 2016

Vice President, Regulatory and Public Policy
211 Lincoln Street
Roseville, California 95678

ACCESS SERVICE

17. Rates and Charges (Cont'd)17.4 Advanced Communications Networks (Cont'd)

17.4.5 Ethernet Service (Marketed as EtherMAN)

	Monthly <u>Rate</u>	Non- Recurring <u>Charge</u>
(D) <u>20 Mbps Connection</u>		
Monthly Port Rate	\$805.00	\$7,000.00
Monthly Ethernet Usage Rate	345.00	N/A
1 Year Port Rate	698.25	3,500.00
1 Year Ethernet Usage Rate	299.25	N/A
2 Year Port Rate	698.25	1,750.00
2 Year Ethernet Usage Rate	299.25	N/A
3 Year Port Rate	598.50	599.00
3 Year Ethernet Usage Rate	256.50	N/A
5 Year Port Rate	393.75	N/A
5 Year Ethernet Usage Rate	168.75	N/A
(E) <u>30 Mbps Connection</u>		
Monthly Port Rate	1,015.00	7,000.00
Monthly Ethernet Usage Rate	435.00	N/A
1 Year Port Rate	897.75	3,500.00
1 Year Ethernet Usage Rate	384.75	N/A
2 Year Port Rate	897.75	1,750.00
2 Year Ethernet Usage Rate	384.75	N/A
3 Year Port Rate	756.00	599.00
3 Year Ethernet Usage Rate	324.00	N/A
5 Year Port Rate	525.00	N/A
5 Year Ethernet Usage Rate	225.00	N/A

Issued: December 17, 2015

Effective: January 1, 2016

Vice President, Regulatory and Public Policy
211 Lincoln Street
Roseville, California 95678

ACCESS SERVICE

17. Rates and Charges (Cont'd)17.4 Advanced Communications Networks (Cont'd)

17.4.5 Ethernet Service (Marketed as EtherMAN) (Cont'd)

		Monthly <u>Rate</u>	Non- Recurring <u>Charge</u>
(F)	<u>40 Mbps Connection</u>		
	Monthly Port Rate	\$1,155.00	\$7,000.00
	Monthly Ethernet Usage Rate	495.00	N/A
	1 Year Port Rate	1,030.75	3,500.00
	1 Year Ethernet Usage Rate	441.75	N/A
	2 Year Port Rate	1,030.75	1,750.00
	2 Year Ethernet Usage Rate	441.75	N/A
	3 Year Port Rate	819.00	599.00
	3 Year Ethernet Usage Rate	351.00	N/A
	5 Year Port Rate	577.50	N/A
	5 Year Ethernet Usage Rate	247.50	N/A

 Issued: December 17, 2015

Effective: January 1, 2016

Vice President, Regulatory and Public Policy
 211 Lincoln Street
 Roseville, California 95678

ACCESS SERVICE

17. Rates and Charges (Cont'd)17.4 Advanced Communications Networks (Cont'd)17.4.5 Ethernet Service (Marketed as EtherMAN) (Cont'd)

	Monthly Rate	Non- Recurring Charge
(G) <u>100 Mbps Connection</u>		
Monthly Port Rate	\$1,295.00	\$7,000.00
Monthly Ethernet Usage Rate	555.00	N/A
1 Year Port Rate	1,163.75	3,500.00
1 Year Ethernet Usage Rate	498.75	N/A
2 Year Port Rate	1,163.75	1,750.00
2 Year Ethernet Usage Rate	498.75	N/A
3 Year Port Rate	945.00	599.00
3 Year Ethernet Usage Rate	405.00	N/A
5 Year Port Rate	682.50	N/A
5 Year Ethernet Usage Rate	292.50	N/A
(H) <u>1 Gigabit Connection</u>		
Monthly Port Rate	4,410.00	7,000.00
Monthly Ethernet Usage Rate	1,890.00	N/A
1 Year Port Rate	3,291.75	3,500.00
1 Year Ethernet Usage Rate	1,410.75	N/A
2 Year Port Rate	3,291.75	1,750.00
2 Year Ethernet Usage Rate	1,410.75	N/A
3 Year Port Rate	2,268.00	599.00
3 Year Ethernet Usage Rate	972.00	N/A
5 Year Port Rate	1,417.50	N/A
5 Year Ethernet Usage Rate	607.50	N/A
(I) <u>Subsequent Change Charge to an existing trunk group</u>	--	48.00

Issued: December 17, 2015

Effective: January 1, 2016

Vice President, Regulatory and Public Policy
211 Lincoln Street
Roseville, California 95678

ACCESS SERVICE

17. Rates and Charges (Cont'd)

17.4 Advanced Communications Networks (Cont'd)

17.4.6 Reserved

ACCESS SERVICE

17. Rates and Charges (Cont'd)

17.4 Advanced Communications Networks (Cont'd)

17.4.6 Reserved (Cont'd)

ACCESS SERVICE

17. Rates and Charges (Cont'd)17.5 End User Access Service

Regulations concerning End User Access Service are set forth in Section 4, preceding.

17.5.1 Access Recovery Charge (ARC)

	Monthly Rate
(A) - <u>Residence, Non-Primary Residence, and ISDN BRI</u> - Individual line or trunk, each	\$0.00 (R)
(B) - <u>Single Line Business</u> - Individual line or trunk, each	\$2.50 (I)
(C) - <u>Multi-Line Business, ISDN PRI, and Centrex</u> - Per Individual line or trunk	\$3.00

17.5.2 End User Common Line (EUCL)

(A) - <u>Residence</u> - Individual line or trunk, each	\$6.50
(B) - <u>Single Line Business</u> - Individual line or trunk, each	\$6.50
(C) - <u>Multi-Line Business, including Centrex</u> - Per Individual line or trunk	\$9.20

Transmittal No. 66

Issued: June 16, 2016

Effective: July 1, 2016

Vice President, Regulatory and Public Policy
211 Lincoln Street
Roseville, California 95678

ACCESS SERVICE

17. Rates and Charges (Cont'd)17.6 Federal Universal Service Charge, ISDN Line Port and DS1 Line Port17.6.1 Federal Universal Service Charge (FUSC)

Regulations concerning the Federal Universal Service Charge are set forth in Section 3.1, preceding.

	<u>Percentage</u>	
(A) FUSC Surcharge Factor	18.8%	(I)

17.6.2 ISDN Line Ports

Regulations concerning ISDN Line Ports are set forth in Section 3.2, preceding.

	<u>Monthly Rate</u>
(A) - <u>ISDN BRI Line Port</u> - per arrangement	\$2.23
(B) - <u>ISDN PRI Line Port</u> - per arrangement	\$23.51

17.6.3 DS1 Line Ports

Regulations concerning DS1 Line Ports are set forth in Section 3.3, preceding.

(A) - <u>DS1 Line Port</u> - per DS1 (1.544 Mbps) channel service	\$23.51
--	---------

17.6.4 California LifeLine Program

As set forth in Section 4.4.2(A), preceding, the End User Common Line (EUCL) charge shall be reduced by the amount of the California LifeLine Program ordered by the California Public Utilities Commission and approved by the F.C.C. Waiver of the EUCL charge shall not exceed 100 percent of the charge.

Transmittal No. 76