

ACCESS SERVICE

13. Additional Engineering, Additional Labor and Miscellaneous Services

In this section normally scheduled working hours are the Telephone Company's normal business hours, 8 AM to 5 PM, Monday through Friday. Any work occurring outside of these hours, Monday through Friday, will be charged at "Overtime Rates." Any work occurring on Saturday, Sunday, or Holidays will be charged at "Premium Rates."

13.1 Additional Engineering

Additional Engineering will be provided by the Telephone Company at the request of the customer only when:

- (A) A customer requests additional technical information after the Telephone Company has already provided the technical information normally included on the Design Layout Report (DLR) as set forth in 6.1.4 and 7.1.6 preceding.
- (B) Additional engineering time is incurred by the Telephone Company to engineer a customer's request for a customized service as set forth in 7.2 preceding.

The Telephone Company will notify the customer that additional engineering charges, as set forth in 13.1.1 following, will apply before any additional engineering is undertaken.

13.1.1 Charges for Additional Engineering

The charges for additional engineering are as follows:

(This page filed under Transmittal No. 23)

Issued: April 13, 2001

Effective: April 28, 2001

Vice President
2980 Fairview Park Drive, Falls Church, Virginia 22042

ACCESS SERVICE

13. Additional Engineering, Additional Labor and Miscellaneous Services
(Cont'd)13.1 Additional Engineering (Cont'd)13.1.1 Charges For Additional Engineering (Cont'd)

Additional Engineering Periods	USOC	First Half	Each Additional	
		Hour or Fraction Thereof	Half Hour or Fraction Thereof	
(A) Basic Time, normally scheduled working hours, per engineer	AEHN	\$150.00	(I) \$150.00	(I)
(B) Overtime, outside of normally scheduled working hours, per engineer	AEHX	200.00	(I) 200.00	(I)

(This page filed under Transmittal No. 459)

Issued: June 16, 2004

Effective: July 1, 2004

Vice President, Federal Regulatory
1300 I Street, NW, Washington, DC 20005(T)
(T)

ACCESS SERVICE

13. Additional Engineering, Additional Labor and Miscellaneous Services

(Cont'd)

13.2 Additional Labor

Additional labor is that labor requested by the customer on a given service and agreed to by the Telephone Company as set forth in 13.2.1 through 13.2.5 following. The Telephone Company will notify the customer that additional labor charges as set forth in 13.2.6 following will apply before any additional labor is undertaken.

For part-time Video Services, additional labor may also include that labor, requested by one or more customers and agreed upon by the Telephone Company, for a Telephone Company technician to oversee the operation of part-time Video Service during a specific event. The Telephone Company will notify the customer(s) that additional labor set forth in 13.2.3 following for Stand By Labor will apply. The charge for Stand By Labor will apply per customer. When a single Telephone Company technician oversees the operation of part-time Video Service(s) for more than one customer, the total charge to perform Stand By Labor will be divided equally between the customers involved.

(N)

(N)

13.2.1 Overtime Installation

Overtime installation is that Telephone Company installation effort outside of normally scheduled working hours.

13.2.2 Overtime Repair

Overtime repair is that Telephone Company maintenance effort performed outside of normally scheduled working hours.

Charges will not apply when the trouble is determined to be in the Telephone Company facilities or equipment or no trouble is found.

When a dispatch is made to the customer's premises and a trouble is identified which is not the Telephone Company's responsibility, only the charges specified in 13.2.6 following will apply.

13.2.3 Stand By

Stand By includes all time in excess of one-half (1/2) hour during which Telephone Company personnel stand by to make cooperative tests with a customer to verify facility repair on a given service. For Part Time Video Services, Stand By Labor also includes requests by the customer for a Telephone Company technician to oversee the operation of part-time Video Service during a specific event. For part-time Video Service, the request for Stand By Labor may involve one or more customers for a single event. The charge for Stand By Labor to each customer shall be as specified in 13.2 preceding.

(N)

(N)

Certain material previously found on this page can now be found on Original Page 13-3.1.

(This page filed under Transmittal No. 634)

Issued: October 27, 2005

Effective: November 11, 2005

Vice President, Federal Regulatory
1300 I Street, NW, Washington, DC 20005

ACCESS SERVICE

13. Additional Engineering, Additional Labor and Miscellaneous Services
(Cont'd)13.2 Additional Labor13.2.4 Testing and Maintenance with Other Telephone Companies

(M)

Additional testing, maintenance or repair of facilities which connect to facilities of other telephone companies, which is in addition to normal effort required to test, maintain or repair facilities provided solely by the Telephone Company.

13.2.5 Other Labor

Other labor is that additional labor not included in 13.2.1 through 13.2.4 preceding and labor incurred to accommodate a specific customer request that involves only labor which is not covered by any other section of this tariff.

(M)

Certain material on this page formerly appeared on Original page 13-3.

(This page filed under Transmittal No. 634)

Issued: October 27, 2005

Effective: November 11, 2005

Vice President, Federal Regulatory
1300 I Street, NW, Washington, DC 20005

ACCESS SERVICE

13. Additional Engineering, Additional Labor and Miscellaneous Services
(Cont'd)13.2 Additional Labor (Cont'd)13.2.6 Charges for Additional Labor

The charges for additional labor are as follows:

Additional Labor Periods*	First Half Hour or Fraction		Each Additional Half Hour or Fraction	
	USOC	Thereof	Thereof	
(A) Installation or Repair				
- Overtime, outside of normally scheduled working hours on a scheduled work day, per technician	ALHX	\$200.00 (I)	\$200.00	(I)
- Premium Time, outside of scheduled work day, per technician	ALHP	250.00 (I)	250.00	(I)

* A call-out of a Telephone Company employee at a time not consecutive with the employee's scheduled work period is subject to a minimum charge of four hours except for Pennsylvania and Delaware where the minimum is two hours. This indicates only the exception and who it is applicable to.

(This page filed under Transmittal No. 459)

Issued: June 16, 2004

Effective: July 1, 2004

Vice President, Federal Regulatory
1300 I Street, NW, Washington, DC 20005

(T)
(T)

ACCESS SERVICE

13. Additional Engineering, Additional Labor and Miscellaneous Services
(Cont'd)13.2 Additional Labor (Cont'd)13.2.6 Charges for Additional Labor (Cont'd)

The charges for additional labor are as follows:

Additional Labor Periods*	USOC	First Half	Each Additional	
		Hour or Fraction Thereof	Half Hour or Fraction Thereof	
(B) Stand by				
- Basic Time, normally scheduled working hours, per technician	ALTN	None	\$ 60.00	(R)
- Overtime, outside of normally scheduled working hours on a scheduled work day, per technician	ALTX	None	70.00	(R)
- Premium time, outside of scheduled work day, per technician	ALTP	None	80.00	(R)

* A call-out of a Telephone Company employee at a time not consecutive with the employee's scheduled work period is subject to a minimum charge of four hours except for Pennsylvania and Delaware where the minimum is two hours. This indicates only the exception and who it is applicable to.

(This page filed under Transmittal No. 588)

Issued: June 16, 2005

Effective: July 1, 2005

Vice President, Federal Regulatory
1300 I Street, NW, Washington, DC 20005

ACCESS SERVICE

13. Additional Engineering, Additional Labor and Miscellaneous Services
(Cont'd)13.2 Additional Labor (Cont'd)13.2.6 Charges for Additional Labor (Cont'd) (T)

The charges for additional labor are as follows:

Additional Labor Periods*	First Half Hour or Fraction Thereof		Each Additional Half Hour or Fraction Thereof		(T)
	USOC				
(C) Testing and Maintenance with other telephone companies, or Other Labor					(N)
- Basic Time, normally scheduled working hours, per technician	ALKN	\$150.00		\$150.00	
- Overtime, outside of normally scheduled working hours on a scheduled work day, per technician	ALKX	200.00		200.00	
- Premium time, outside of scheduled work day, per technician	ALKP	250.00		250.00	(N)

Certain material previously found on this page can now be found on 4th Revised Page 13-5.

* A call-out of a Telephone Company employee at a time not consecutive with the employee's scheduled work period is subject to a minimum charge of four hours except for Pennsylvania and Delaware where the minimum is two hours. This indicates only the exception and who it is applicable to. (N)
(N)

(This page filed under Transmittal No. 524)

Issued: December 16, 2004

Effective: December 31, 2004

Vice President, Federal Regulatory
1300 I Street, NW, Washington, DC 20005

ACCESS SERVICE

13. Additional Engineering, Additional Labor and Miscellaneous Services
(Cont'd)13.3 Miscellaneous Services

13.3.1 Reserved for Future Use

13.3.2 Reserved for Future Use

13.3.3 Standard Jacks - Registration Program

Standard jacks are provided by the Telephone Company to connect Registered Equipment to those services that are subject to the Registration Program as set forth in Technical Reference PUB AS No. 1, Issue II. The use of jacks is covered in Part 68 of the F.C.C.'s Rules and Regulations. Specific jacks are described in the document on file with the FCC entitled "Descriptions of Standard Registration Program Connection Configurations Supplementing Configurations Described in Subpart F of Part 68 of the FCC's Rules and Regulations."

(C)(x)

These jacks are used to terminate services provided by the Telephone Company. Other services or facilities provided by the Telephone Company or by others may also be terminated in any spare capacity of the jacks remaining after installation without additional charge for the use of such capacity.

The rates and charges which includes installation, for standard jacks and their typical uses are set forth following:

		Nonrecurring
	USOC	Charges
(A) <u>Standard Voice Jacks</u>		
(1) Miniature six-position jacks for connection of terminal equipment as follows:		
(a) Single line telephone set surface or flush mounted.	RJ11C	\$30.00

(x) PUB AS No. 1, Issue II, replaces Publication AS No. 1 in its entirety.

(Issued under Transmittal No. 1037)

Issued: August 27, 2009

Effective: September 11, 2009

Vice President, Federal Regulatory
1300 I Street, NW, Washington, D.C. 20005

ACCESS SERVICE

13. Additional Engineering, Additional Labor and Miscellaneous Services
(Cont'd)13.3 Miscellaneous Services (Cont'd)13.3.3 Standard Jacks - Registration Program (Cont'd)

		Nonrecurring USOC	Charges	
(A)	<u>Standard Voice Jacks</u>	(Cont'd)		
(1)	(Cont'd)			
(b)	Single line telephone sets wall mounted.	RJ11W	\$30.00	(I)
(c)	Two-line nonkey telephone sets surface or flush mounted.	RJ14C	30.00	(I)

(This page filed under Transmittal No. 588)

Issued: June 16, 2005

Effective: July 1, 2005

Vice President, Federal Regulatory
1300 I Street, NW, Washington, DC 20005(T)
(T)

ACCESS SERVICE

13. Additional Engineering, Additional Labor and Miscellaneous Services
(Cont'd)13.3 Miscellaneous Services (Cont'd)13.3.3 Standard Jacks - Registration Program (Cont'd)

			Nonrecurring	
			<u>USOC</u>	<u>Charges</u>
(A)	<u>Standard Voice Jacks</u>	(Cont'd)		
(1)	(Cont'd)			
(d)	Single-line bridged 4-wire exchange 2/RT, T1/R1.		RJ1DC	\$30.00 (I)
(e)	Two line nonkey telephone sets wall mounted.		RJ14W	30.00 (I)

(This page filed under Transmittal No. 588)

Issued: June 16, 2005

Effective: July 1, 2005

Vice President, Federal Regulatory
1300 I Street, NW, Washington, DC 20005(T)
(T)

ACCESS SERVICE

13. Additional Engineering, Additional Labor and Miscellaneous Services
(Cont'd)13.3 Miscellaneous Services (Cont'd)13.3.3 Standard Jacks - Registration Program (Cont'd)

		Nonrecurring USOC	Charges	
(A)	<u>Standard Voice Jacks</u>	(Cont'd)		
(1)	(Cont'd)			
(f)	Special single line equipment for use in hospital critical care areas.	RJ17C	\$30.00	(I)
(g)	9DB single line data equipment with mode indication and mode indication common leads. This jack is normally used in association with a series jack.	RJ16X	30.00	(I)

(This page filed under Transmittal No. 588)

Issued: June 16, 2005

Effective: July 1, 2005

Vice President, Federal Regulatory
1300 I Street, NW, Washington, DC 20005(T)
(T)

ACCESS SERVICE

13. Additional Engineering, Additional Labor and Miscellaneous Services
(Cont'd)13.3 Miscellaneous Services (Cont'd)13.3.3 Standard Jacks - Registration Program (Cont'd)

	<u>USOC</u>	<u>Nonrecurring Charges</u>	
(A) <u>Standard Voice Jacks</u> (Cont'd)			
(1) (Cont'd)			
(h) Three line non-key telephone sets and ancillary devices.	RJ25C	\$ 30.00	(I)
(i) Single-line non-key telephone and ancillary devices connected directly to central office lines where there is a requirement for make-busy:			
- Portable wall mounted equipment	RJ18W	30.00	(I)
- All other	RJ18C	30.00	(I)

(This page filed under Transmittal No. 588)

Issued: June 16, 2005

Effective: July 1, 2005

Vice President, Federal Regulatory
1300 I Street, NW, Washington, DC 20005(T)
(T)

ACCESS SERVICE

13. Additional Engineering, Additional Labor and Miscellaneous Services
(Cont'd)13.3 Miscellaneous Services (Cont'd)13.3.3 Standard Jacks - Registration Program (Cont'd)

	<u>USOC</u>	<u>Nonrecurring Charges</u>	
(A) <u>Standard Voice Jacks</u> (Cont'd)			
(2) 50 Position Miniature Ribbon for connection of multiline termi- nating equipment and channel derivation devices as follows:			
(a) For connection to 2-Wire tie trunks E&M type I signaling. (12 line capacity)	RJ2EX	\$108.00	(I)

(This page filed under Transmittal No. 588)

Issued: June 16, 2005

Effective: July 1, 2005

Vice President, Federal Regulatory
1300 I Street, NW, Washington, DC 20005(T)
(T)

ACCESS SERVICE

13. Additional Engineering, Additional Labor and Miscellaneous Services
(Cont'd)13.3 Miscellaneous Services (Cont'd)13.3.3 Standard Jacks - Registration Program (Cont'd)

	<u>USOC</u>	<u>Nonrecurring Charges</u>	
(A) <u>Standard Voice Jacks</u> (Cont'd)			
(2) (Cont'd)			
(b) For connection to 4-Wire tie trunks E&M type I signaling. (8 line capacity)	RJ2GX	\$108.00	(I)
(c) For connection to 2-Wire tie trunks E&M type II signaling. (8 line capacity)	RJ2FX	108.00	(I)

(This page filed under Transmittal No. 588)

Issued: June 16, 2005

Effective: July 1, 2005

Vice President, Federal Regulatory
1300 I Street, NW, Washington, DC 20005(T)
(T)

ACCESS SERVICE

13. Additional Engineering, Additional Labor and Miscellaneous Services
(Cont'd)13.3 Miscellaneous Services (Cont'd)13.3.3 Standard Jacks - Registration Program (Cont'd)

	<u>USOC</u>	<u>Nonrecurring Charges</u>	
(A) <u>Standard Voice Jacks</u> (Cont'd)			
(2) (Cont'd)			
(d) For connection to 4-Wire tie trunks E&M type II signaling. (6 line capacity)	RJ2HX	\$108.00	(I)
(e) For connection to off-premises station lines. (25 line capacity)	RJ21X	108.00	(I)

(This page filed under Transmittal No. 588)

Issued: June 16, 2005

Effective: July 1, 2005

Vice President, Federal Regulatory
1300 I Street, NW, Washington, DC 20005(T)
(T)

ACCESS SERVICE

13. Additional Engineering, Additional Labor and Miscellaneous Services
(Cont'd)13.3 Miscellaneous Services (Cont'd)13.3.3 Standard Jacks - Registration Program (Cont'd)

		Nonrecurring	
		<u>USOC</u>	<u>Charges</u>
(A) <u>Standard Voice Jacks</u> (Cont'd)			
(2) (Cont'd)			
(f)	For use with series devices such as toll restrictors (12 line capacity)	RJ71C	\$108.00 (I)
(g)	For connections of up to 12 line bridged 4-wire exchange 2/RT, T1/R1.	RJ2DX	108.00 (I)

(This page filed under Transmittal No. 588)

Issued: June 16, 2005

Effective: July 1, 2005

Vice President, Federal Regulatory
1300 I Street, NW, Washington, DC 20005(T)
(T)

ACCESS SERVICE

13. Additional Engineering, Additional Labor and Miscellaneous Services
(Cont'd)13.3 Miscellaneous Services (Cont'd)13.3.3 Standard Jacks - Registration Program (Cont'd)

			Nonrecurring
		<u>USOC</u>	<u>Charges</u>
(A) <u>Standard Voice Jacks</u>	(Cont'd)		
(2)	(Cont'd)		
(h)	For connection of 2-12 nonkey telephone and ancillary de- vices connected directly to cen- tral office lines where there is a requirement for make-busy.	RJ2MB	\$108.00 (I)

(This page filed under Transmittal No. 588)

Issued: June 16, 2005

Effective: July 1, 2005

Vice President, Federal Regulatory
1300 I Street, NW, Washington, DC 20005(T)
(T)

ACCESS SERVICE

13. Additional Engineering, Additional Labor and Miscellaneous Services
(Cont'd)13.3 Miscellaneous Services (Cont'd)13.3.3 Standard Jacks - Registration Program (Cont'd)

				Nonrecurring
				<u>USOC</u> <u>Charges</u>
(A)	<u>Standard Voice Jacks</u>	(Cont'd)		
	(3)	Series Jacks for connection of terminal equipment as follows:		
		(a) Single line alarm reporting devices.	RJ31X	\$72.00 (I)

(This page filed under Transmittal No. 588)

Issued: June 16, 2005

Effective: July 1, 2005

Vice President, Federal Regulatory
1300 I Street, NW, Washington, DC 20005(T)
(T)

ACCESS SERVICE

13. Additional Engineering, Additional Labor and Miscellaneous Services
(Cont'd)13.3 Miscellaneous Services (Cont'd)13.3.3 Standard Jacks - Registration Program (Cont'd)

		<u>USOC</u>	<u>Nonrecurring Charges</u>	
(A)	<u>Standard Voice Jacks</u>			(Cont'd)
(4)	Miniature Eight-Position Series Jack for connection of alarm reporting devices.	RJ38X	\$72.00	(I)

(This page filed under Transmittal No. 588)

Issued: June 16, 2005

Effective: July 1, 2005

Vice President, Federal Regulatory
1300 I Street, NW, Washington, DC 20005(T)
(T)

ACCESS SERVICE

13. Additional Engineering, Additional Labor and Miscellaneous Services
(Cont'd)13.3 Miscellaneous Services (Cont'd)13.3.3 Standard Jacks - Registration Program (Cont'd)

		Nonrecurring	
		<u>USOC</u>	<u>Charges</u>
(A) <u>Standard Voice Jacks</u> (Cont'd)			
(5) Weatherproof Jack for use with single line telephone sets used at locations such as boats and marinas.	RJ15C	\$72.00	(I)

(This page filed under Transmittal No. 588)

Issued: June 16, 2005

Effective: July 1, 2005

Vice President, Federal Regulatory
1300 I Street, NW, Washington, DC 20005(T)
(T)

ACCESS SERVICE

13. Additional Engineering, Additional Labor and Miscellaneous Services
(Cont'd)13.3 Miscellaneous Services (Cont'd)13.3.3 Standard Jacks - Registration Program (Cont'd)

			Nonrecurring	
		USOC	Charges	
(B)	<u>Standard Data Jacks</u>			
(1)	Universal Data Jack for use in connecting fixed loss loop (FLL) and programmed (P) types of data equip- ment. (1 line capa- city)	RJ41S	\$72.00	(I)
(2)	Programmed Data Jack for use in connecting programmed data equipment. (1 line capacity)	RJ45S	72.00	(I)

(This page filed under Transmittal No. 588)

Issued: June 16, 2005

Effective: July 1, 2005

Vice President, Federal Regulatory
1300 I Street, NW, Washington, DC 20005(T)
(T)

ACCESS SERVICE

13. Additional Engineering, Additional Labor and Miscellaneous Services
(Cont'd)13.3 Miscellaneous Services (Cont'd)13.3.3 Standard Jacks - Registration Program (Cont'd)

	<u>USOC</u>	<u>Nonrecurring Charges</u>	
(B) <u>Standard Data Jacks</u> (Cont'd)			
(3) Multiple Line Universal Data Jack for use in connecting fixed loss loop (FLL) and programmed (P) types of data equip- ment. This jack will terminate up to eight lines. The selection of this jack requires the use of the equip- ment listed following.	RJ26X	\$160.00	
(a) Multiple Line Uni- versal Data Jack Circuit Cards. For use with RJ26X. One circuit card per circuit required.	RJ26S	72.00	(I)

(This page filed under Transmittal No. 588)

Issued: June 16, 2005

Effective: July 1, 2005

Vice President, Federal Regulatory
1300 I Street, NW, Washington, DC 20005(T)
(T)

ACCESS SERVICE

13. Additional Engineering, Additional Labor and Miscellaneous Services
(Cont'd)13.3 Miscellaneous Services (Cont'd)13.3.3 Standard Jacks - Registration Program (Cont'd)

		<u>USOC</u>	<u>Nonrecurring Charges</u>	
(B)	<u>Standard Data Jacks</u>			(Cont'd)
(3)	(Cont'd)			
(b)	Multiple Line Universal Data Jack Mounting options. For use with RJ26X. One required per RJ26X.	RJM3X	\$72.00	(I)
	- Wall Mounting with cover.			
	- Rack Mounting (19 inch or 23 inch)	RJM4X	72.00	(I)

(This page filed under Transmittal No. 588)

Issued: June 16, 2005

Effective: July 1, 2005

Vice President, Federal Regulatory
1300 I Street, NW, Washington, DC 20005(T)
(T)

ACCESS SERVICE

13. Additional Engineering, Additional Labor and Miscellaneous Services
(Cont'd)13.3 Miscellaneous Services (Cont'd)13.3.3 Standard Jacks - Registration Program (Cont'd)

	<u>USOC</u>	<u>Nonrecurring Charges</u>	
(B) <u>Standard Data Jacks</u> (Cont'd)			
(4) Miniature (Eight- Position Keyed Jack for connection of local area data channels and/or Digital Data Access Services.	RJ48S	\$72.00	(I)
(5) Miniature Fifty-Position Ribbon Jack for connec- tion of local area data channels and/or Digital Data Access Services.*	RJ48T	72.00	(I)

* The Telephone Company will wire the lines to the jack in the sequence designated by the customer.

(This page filed under Transmittal No. 588)

Issued: June 16, 2005

Effective: July 1, 2005

Vice President, Federal Regulatory
1300 I Street, NW, Washington, DC 20005

(T)
(T)

ACCESS SERVICE

13. Additional Engineering, Additional Labor and Miscellaneous Services
(Cont'd)13.3 Miscellaneous Services (Cont'd)13.3.3 Standard Jacks - Registration Program (Cont'd)

		<u>USOC</u>	<u>Nonrecurring Charges</u>	
(C)	<u>Standard Digital Jacks</u>			
(1)	Miniature (Eight-Position Jack for connection of 1.544 Mbps Digital	RJ48C	\$72.32	(I)
(2)	Miniature Eight-Position Jack with Shorting Bars for connection of 1.544 Mbps Digital Services.	RJ48X	72.32	(I)
(3)	Miniature Fifty-Position Ribbon Jack for connec- tion of 1.544 Mbps Digital Services.*	RJ48M	72.32	(I)

* The Telephone Company will wire the lines to the jacks in the sequence designated by the customer.

(This page filed under Transmittal No. 588)

Issued: June 16, 2005

Effective: July 1, 2005

Vice President, Federal Regulatory
1300 I Street, NW, Washington, DC 20005

(T)
(T)

ACCESS SERVICE

13. Additional Engineering, Additional Labor and Miscellaneous Services
(Cont'd)13.3 Miscellaneous Services (Cont'd)13.3.4 Testing Services

Testing Services offered under this section of the tariff are optional and subject to rates and charges as set forth in 13.3.4(C) following. Other testing services provided by the Telephone Company in association with Access Services are furnished at no additional charge. These other testing services are described in 6.1.5 and 7.1.7 preceding.

Testing services are normally provided by Telephone Company personnel at Telephone Company locations. However, provisions are made in (A)(5) and (B)(1) and (2) following for a customer to request Telephone Company personnel to perform testing services at the customer's premises.

The offering of Testing Services under this section of the tariff is made subject to the availability of the necessary qualified personnel and test equipment at the various test locations mentioned in (A), (B) and (C) following:

(A) Switched Access Service

Testing Services for Switched Access are comprised of (a) tests which are performed during the installation of a Switched Access Service, and (b) tests which are performed after acceptance of such access services by a customer, i.e., in-service tests. These in-service tests may be further divided into two broad categories of tests: scheduled and nonscheduled.

Scheduled tests are those tests performed by the Telephone Company on a regular basis, e.g., monthly, which result in the measurement of Switched Access Service. Scheduled tests may be done on an automatic basis (no Telephone

(This page filed under Transmittal No. 23)

Issued: April 13, 2001

Effective: April 28, 2001

Vice President
2980 Fairview Park Drive, Falls Church, Virginia 22042

ACCESS SERVICE

13. Additional Engineering, Additional Labor and Miscellaneous Services
(Cont'd)13.3 Miscellaneous Services (Cont'd)13.3.4 Testing Services (Cont'd)(A) Switched Access Service (Cont'd)

Company or customer technicians involved, on a cooperative basis (Telephone Company technician(s) involved at Telephone Company office(s) and customer technician(s) involved at customer's premises), or a manual basis (Telephone Company technician(s) involved at Telephone Company office(s) and at customer's premises).

Nonscheduled tests are performed by the Telephone Company "on demand", which result in the measurement of Switched Access Service. Nonscheduled tests may involve Telephone Company technicians at Telephone Company offices and at the customer's premises.

(1) Additional Cooperative Acceptance Testing

Additional Cooperative Acceptance Testing (ACAT) of Switched Access Service involves the Telephone Company provision of a technician at its office(s) and the customer provides a technician at its premises, with suitable test equipment to perform the required tests.

Additional Cooperative Acceptance Tests may, for example, consist of the following tests:

- Impulse Noise
- Phase Jitter
- Signal to C-Notched Noise Ratio
- Intermodulation (Nonlinear) Distortion
- Frequency Shift (Offset)
- Envelope Delay Distortion
- Dial Pulse Percent Break

(2) Reserved for Future Use

(This page filed under Transmittal No. 23)

Issued: April 13, 2001

Effective: April 28, 2001

Vice President
2980 Fairview Park Drive, Falls Church, Virginia 22042

ACCESS SERVICE

13. Additional Engineering, Additional Labor and Miscellaneous Services
(Cont'd)13.3 Miscellaneous Services (Cont'd)13.3.4 Testing Services (Cont'd)(A) Switched Access Service (Cont'd)(3) Cooperative Scheduled Testing

Cooperative Scheduled Testing (CST) of Switched Access Services (Trunkside BSA - 950 Option, Trunkside BSA-101XXXX Option and Feature Groups B and D and Directory Access Service not routed through an access tandem), where the Telephone Company provides a technician at its office(s) and the customer provides a technician at its premises, with suitable test equipment to perform the required tests, will consist of quarterly loss and C-message noise tests, and annual balance tests. However, the customer may specify a more frequent schedule of tests. In addition to the loss/noise/balance measurements, the customer may also order, at additional charges, gain-slope and C-notched noise testing. (D)
(D)

The Telephone Company will provide, on a quarterly basis, a CST report that lists the test results for each trunk tested. Trunk test failures requiring customer participation for trouble resolution will be provided to the customer on an as-occurs basis.

(This page filed under Transmittal No. 1156)

Issued: August 10, 2011

Effective: August 25, 2011

Vice President, Federal Regulatory
1300 I Street, NW, Washington, DC 20005

(T)
(T)

ACCESS SERVICE

13. Additional Engineering, Additional Labor and Miscellaneous Services
(Cont'd)13.3 Miscellaneous Services (Cont'd)13.3.4 Testing Services (Cont'd)(A) Switched Access Service (Cont'd)(4) Manual Scheduled Testing

Manual Scheduled Testing (MST) of Switched Access Services (Trunkside BSA - 950 Option, Trunkside BSA-101XXXX Option and Feature Groups B, D and Directory Access Service not routed through an access tandem), where the Telephone Company provides a technician at its office(s) and at the customer's premises, will consist of quarterly loss and C-message noise tests, and annual balance tests. However, the customer may specify a more frequent schedule of tests. In addition to the loss/noise/balance tests, the customer may also order, at additional charges, gain-slope and C-notched noise testing.

The Telephone Company will provide, on a quarterly basis, an MST report that lists the test results for each trunk tested. Trunk test failures requiring customer participation for trouble resolution will be provided to the customer on an as-occurs basis.

(This page filed under Transmittal No. 23)

Issued: April 13, 2001

Effective: April 28, 2001

Vice President
2980 Fairview Park Drive, Falls Church, Virginia 22042

ACCESS SERVICE

13. Additional Engineering, Additional Labor and Miscellaneous Services
(Cont'd)13.3 Miscellaneous Services (Cont'd)13.3.4 Testing Services (Cont'd)(A) Switched Access Service (Cont'd)(5) Nonscheduled Testing

Nonscheduled Testing (NST) of Switched Access Services is where:

- the customer provides remote office test lines and 105 test lines with associated responders or their functional equivalent ("automatic testing"), or
- the Telephone Company provides a technician at its office(s) and the customer provides a technician at its premises, with suitable test equipment to perform the required tests ("cooperative testing"), or
- the Telephone Company provides a technician at its office(s), and/or at the customer's premises with suitable test equipment to perform the required tests ("manual testing").

Nonscheduled Tests may consist of any tests, e.g., loss, noise, slope, envelope delay, which the customer may require.

(6) Obligations of the Customer

- (A) The customer shall provide the Remote Office Test Line priming data to the Telephone Company, as appropriate, to support NST as set forth in 13.3.4(A)(5) preceding.
- (B) The customer shall make the facilities to be tested available to the Telephone Company at times mutually agreed upon.

(This page filed under Transmittal No. 23)

Issued: April 13, 2001

Effective: April 28, 2001

Vice President
2980 Fairview Park Drive, Falls Church, Virginia 22042

ACCESS SERVICE

13. Additional Engineering, Additional Labor and Miscellaneous Services
(Cont'd)13.3 Miscellaneous Services (Cont'd)13.3.4 Testing Services (Cont'd)(B) Special Access Service

The Telephone Company will, at the request of a customer, provide assistance in performing specific tests requested by the customer.

(1) Additional Cooperative Acceptance Testing (ACAT)

When a customer provides a technician at its premises or at an end user's premises, with suitable test equipment to perform the requested tests, the Telephone Company will provide a technician at its office for the purpose of conducting Additional Cooperative Acceptance Testing of voice grade services. At the customer's request, the Telephone Company will provide a technician at the customer's premises or at the end user premises. These tests may, e.g., consist of the following:

- Attenuation Distortion (i.e., frequency response)
- Intermodulation Distortion (i.e., harmonic distortion)
- Phase Jitter
- Impulse Noise
- Envelope Delay Distortion
- Echo Control
- Frequency Shift

(2) Nonscheduled Testing (NST)

When a customer provides a technician at its premises, with suitable test equipment to perform the required tests, the Telephone Company will provide a technician at its office for the purpose of conducting Nonscheduled Testing. At the customer's request, the Telephone Company will provide a technician at the customer's premises. Nonscheduled tests may consist of any tests, e.g., loss, noise, slope, envelope delay, which the customer may require.

(This page filed under Transmittal No. 23)

Issued: April 13, 2001

Effective: April 28, 2001

Vice President
2980 Fairview Park Drive, Falls Church, Virginia 22042

ACCESS SERVICE

13. Additional Engineering, Additional Labor and Miscellaneous Services
(Cont'd)13.3 Miscellaneous Services (Cont'd)13.3.4 Testing Services (Cont'd)(B) Special Access Service (Cont'd)(3) Obligation of the Customer

When the customer subscribes to Testing Service as set forth in this section, the customer shall make the facilities to be tested available to the Telephone Company at times mutually agreed upon.

(C) Rates and Charges(1) Switched Access(a) Additional Cooperative Acceptance Testing

<u>Testing Periods</u>	<u>USOC</u>	<u>First Half Hour or Fraction Thereof</u>	<u>Each Additional Half Hour or Fraction Thereof</u>	
Basic Time, normally scheduled working hours, per technician	UBC+	\$150.00 (I)	\$150.00 (I)	(I)

(This page filed under Transmittal No. 459)

Issued: June 16, 2004

Effective: July 1, 2004

Vice President, Federal Regulatory
1300 I Street, NW, Washington, DC 20005

(T)
(T)

ACCESS SERVICE

13. Additional Engineering, Additional Labor and Miscellaneous Services
(Cont'd)13.3 Miscellaneous Services (Cont'd)13.3.4 Testing Services (Cont'd)(C) Rates and Charges (Cont'd)(1) Switched Access (Cont'd)(a) Additional Cooperative Acceptance Testing*
(Cont'd)

<u>Testing Periods</u>	<u>USOC</u>	<u>First Half Hour or Fraction Thereof</u>	<u>Each Additional Half Hour or Fraction Thereof</u>	
Overtime, outside of normally scheduled working hours on a scheduled work day per technician	UBC+	\$200.00 (I)	\$200.00	(I)
Premium Time, outside of scheduled work day, per technician	UBC+	250.00 (I)	250.00	(I)

* A call-out of a Telephone Company employee at a time not consecutive with the employee's scheduled work period is subject to a minimum charge of four hours except for Pennsylvania and Delaware where the minimum is two hours. This indicates only the exception and who it is applicable to.

(This page filed under Transmittal No. 459)

Issued: June 16, 2004

Effective: July 1, 2004

Vice President, Federal Regulatory
1300 I Street, NW, Washington, DC 20005

(T)
(T)

ACCESS SERVICE

13. Additional Engineering, Additional Labor and Miscellaneous Services
(Cont'd)13.3 Miscellaneous Services (Cont'd)13.3.4 Testing Services (Cont'd)(C) Rates and Charges (Cont'd)(1) Switched Access (Cont'd)(b) Reserved for Future Use(c) Cooperative Scheduled Testing (CST)

The three tests as set forth in (I) following represent the minimum offering, i.e., an order for testing must, at a minimum, consist of four 1004 Hz Loss Tests per transmission path, four C- Message Noise Tests per transmission path and one Return Loss (Balance) Test per transmission path, per year. The Additional Tests as set forth in (II) following may be ordered by the customer at additional charges, 60 days prior to the start of the customer prescribed schedule. The customer also may specify a more frequent schedule of tests 60 days prior to the start of the customer prescribed schedule.

<u>To First Point</u> <u>of Switching</u>	<u>USOC</u>	<u>Rates</u>
(I) Basic Tests# 1004 Hz Loss Tests performed within a one year period, per test ordered, per transmission path	UBSXA	\$8.02

Subject to a one year minimum contract period, and annually thereafter.

(This page filed under Transmittal No. 23)

Issued: April 13, 2001

Effective: April 28, 2001

Vice President
2980 Fairview Park Drive, Falls Church, Virginia 22042

ACCESS SERVICE

13. Additional Engineering, Additional Labor and Miscellaneous Services
(Cont'd)13.3 Miscellaneous Services (Cont'd)13.3.4 Testing Services (Cont'd)(C) Rates and Charges (Cont'd)(1) Switched Access (Cont'd)(c) Cooperative Scheduled Testing (CST)
(Cont'd)

<u>To First Point of Switching</u>	<u>USOC</u>	<u>Rates</u>
--	-------------	--------------

(I) Basic Tests# (Cont'd)

C-Message Noise Tests performed within a one year period, per test ordered, per transmission path	UBSXB	\$3.52
---	-------	--------

Return Loss (Balance) Tests performed within a one year period, per test ordered, per transmission path	UBSXC	9.20
--	-------	------

Subject to a one year minimum contract period, and annually thereafter.

(This page filed under Transmittal No. 23)

Issued: April 13, 2001

Effective: April 28, 2001

Vice President
2980 Fairview Park Drive, Falls Church, Virginia 22042

ACCESS SERVICE

13. Additional Engineering, Additional Labor and Miscellaneous Services
(Cont'd)13.3 Miscellaneous Services (Cont'd)13.3.4 Testing Services (Cont'd)(C) Rates and Charges (Cont'd)(1) Switched Access (Cont'd)(c) Cooperative Scheduled Testing (CST)
(Cont'd)

<u>To First Point of Switching</u>	<u>USOC</u>	<u>Rates</u>
--	-------------	--------------

(II) Additional Tests

Gain-Slope Tests performed within a one year period, per test ordered, per transmission path	UBSXD	\$6.13
--	-------	--------

C-Notched Noise Tests performed within a one year period, per test ordered, per transmission path	UBSXE	4.36
---	-------	------

(This page filed under Transmittal No. 23)

Issued: April 13, 2001

Effective: April 28, 2001

Vice President
2980 Fairview Park Drive, Falls Church, Virginia 22042

ACCESS SERVICE

13. Additional Engineering, Additional Labor and Miscellaneous Services
(Cont'd)13.3 Miscellaneous Services (Cont'd)13.3.4 Testing Services (Cont'd)(C) Rates and Charges (Cont'd)(1) Switched Access (Cont'd)(c) Cooperative Scheduled Testing (CST)
(Cont'd)

<u>To First Point of Switching</u>	<u>USOC</u>	<u>Rates</u>
--	-------------	--------------

(III) Example

A customer schedules 6 1004 Hz Loss Tests, 6 C-Message Noise Tests and 4 Return Loss Tests on one trunk for a year. The charges will be computed as follows:

6 x 4.00 =	\$24.00
+6 x 3.00 =	18.00
+4 x 1.00 =	4.00
	<u>\$46.00</u> per trunk

(d) Manual Scheduled Testing (MST)

The three tests as set forth in (I) following represent the minimum offering, i.e., an order for testing must, at a minimum, consist of four 1004 Hz Loss Tests per transmission path, four C-Message noise Tests per transmission path and one Return Loss (Balance) Test per transmission path, per year. The Additional Tests as set forth in (II) following may be ordered by the customer, at additional charges, 60 days prior to the start of the customer prescribed schedule. The customer also may specify a more frequent schedule of tests 60 days prior to the start of the customer prescribed schedule.

(This page filed under Transmittal No. 23)

Issued: April 13, 2001

Effective: April 28, 2001

Vice President
2980 Fairview Park Drive, Falls Church, Virginia 22042

ACCESS SERVICE

13. Additional Engineering, Additional Labor and Miscellaneous Services
(Cont'd)13.3 Miscellaneous Services (Cont'd)13.3.4 Testing Services (Cont'd)(C) Rates and Charges (Cont'd)(1) Switched Access (Cont'd)(d) Manual Scheduled Testing (MST) (Cont'd)To First Point
of SwitchingUSOC Rates

(I) Basic Tests#

1004 Hz Loss Tests
performed within a
one year period,
per test ordered,
per transmission path UBMXA \$16.69

C-Message Noise Tests
performed within a
one year period,
per test ordered,
per transmission path UBMXB 12.25

Subject to a one year minimum contract period, and annually thereafter.

(This page filed under Transmittal No. 23)

Issued: April 13, 2001

Effective: April 28, 2001

Vice President
2980 Fairview Park Drive, Falls Church, Virginia 22042

ACCESS SERVICE

13. Additional Engineering, Additional Labor and Miscellaneous Services
(Cont'd)13.3 Miscellaneous Services (Cont'd)13.3.4 Testing Services (Cont'd)(C) Rates and Charges (Cont'd)(1) Switched Access (Cont'd)(d) Manual Scheduled Testing (MST) (Cont'd)

<u>To First Point of Switching</u>	<u>USOC</u>	<u>Rates</u>
--	-------------	--------------

(I) Basic Tests# (Cont'd)

Return Loss (Balance) Tests performed within a one year period, per test ordered, per transmission path	UBMXC	\$27.44
--	-------	---------

Subject to a one year minimum contract period, and annually thereafter.

(This page filed under Transmittal No. 23)

Issued: April 13, 2001

Effective: April 28, 2001

Vice President
2980 Fairview Park Drive, Falls Church, Virginia 22042

ACCESS SERVICE

13. Additional Engineering, Additional Labor and Miscellaneous Services
(Cont'd)13.3 Miscellaneous Services (Cont'd)13.3.4 Testing Services (Cont'd)(C) Rates and Charges (Cont'd)(1) Switched Access (Cont'd)(d) Manual Scheduled Testing (MST) (Cont'd)

<u>To First Point of Switching</u>	<u>USOC</u>	<u>Rates</u>
--	-------------	--------------

(II) Additional Tests

Gain-Slope Tests performed within a one year period, per test ordered, per transmission path	UBMXD	\$15.51
--	-------	---------

C-Notched Noise Test performed within a one year period, per test ordered, per transmission path	UBMXE	\$11.92
--	-------	---------

(III) Example

See (c) (III) preceding.

(This page filed under Transmittal No. 23)

Issued: April 13, 2001

Effective: April 28, 2001

Vice President
2980 Fairview Park Drive, Falls Church, Virginia 22042

ACCESS SERVICE

13. Additional Engineering, Additional Labor and Miscellaneous Services
(Cont'd)13.3 Miscellaneous Services (Cont'd)13.3.4 Testing Services (Cont'd)(C) Rates and Charges (Cont'd)(1) Switched Access (Cont'd)(e) Nonscheduled Testing (NST)

Automatic Testing:

<u>To First Point of Switching</u>	<u>USOC</u>	<u>Nonrecurring Charges</u>
1004 Hz Loss, per test performed	USCXA	\$15.75
C-Message Noise, per test performed	USCXB	15.75

(This page filed under Transmittal No. 23)

Issued: April 13, 2001

Effective: April 28, 2001

Vice President
2980 Fairview Park Drive, Falls Church, Virginia 22042

ACCESS SERVICE

13. Additional Engineering, Additional Labor and Miscellaneous Services
(Cont'd)13.3 Miscellaneous Services (Cont'd)13.3.4 Testing Services (Cont'd)(C) Rates and Charges (Cont'd)(1) Switched Access (Cont'd)(e) Nonscheduled Testing (NST)

Automatic Testing:

<u>To First Point of Switching</u>	<u>USOC</u>	<u>Nonrecurring Charges</u>
Return Loss (Balance), per test performed	USCXC	\$15.75

(This page filed under Transmittal No. 23)

Issued: April 13, 2001

Effective: April 28, 2001

Vice President
2980 Fairview Park Drive, Falls Church, Virginia 22042

ACCESS SERVICE

13. Additional Engineering, Additional Labor and Miscellaneous Services
(Cont'd)13.3 Miscellaneous Services (Cont'd)13.3.4 Testing Services (Cont'd)(C) Rates and Charges (Cont'd)(1) Switched Access (Cont'd)(e) Nonscheduled Testing (NST) (Cont'd)

Automatic Testing: (Cont'd)

<u>To First Point of Switching</u>	<u>USOC</u>	<u>Nonrecurring Charges</u>
Gain-Slope, per test performed	USCXD	\$15.75
C-Notched Noise, per test performed	USCXE	15.75

(This page filed under Transmittal No. 23)

Issued: April 13, 2001

Effective: April 28, 2001

Vice President
2980 Fairview Park Drive, Falls Church, Virginia 22042

ACCESS SERVICE

13. Additional Engineering, Additional Labor and Miscellaneous Services
(Cont'd)13.3 Miscellaneous Services (Cont'd)13.3.4 Testing Services (Cont'd)(C) Rates and Charges (Cont'd)(1) Switched Access (Cont'd)(e) Nonscheduled Testing (NST) (Cont'd)

Cooperative Testing:

<u>Testing Periods</u>	<u>USOC</u>	<u>First Half Hour or Fraction Thereof</u>	<u>Each Additional Half Hour or Fraction Thereof</u>	
Basic Time, normally scheduled working hours, per technician	USS	\$150.00 (I)	\$150.00	(I)

(This page filed under Transmittal No. 459)

Issued: June 16, 2004

Effective: July 1, 2004

Vice President, Federal Regulatory
1300 I Street, NW, Washington, DC 20005(T)
(T)

ACCESS SERVICE

13. Additional Engineering, Additional Labor and Miscellaneous Services
(Cont'd)13.3 Miscellaneous Services (Cont'd)13.3.4 Testing Services (Cont'd)(C) Rates and Charges (Cont'd)(1) Switched Access (Cont'd)(e) Nonscheduled Testing (NST)* (Cont'd)

Cooperative Testing:

<u>Testing Periods</u>	<u>USOC</u>	<u>First Half Hour or Fraction Thereof</u>	<u>Each Additional Half Hour or Fraction Thereof</u>	
Overtime, outside of normally scheduled working hours on a scheduled work day, per technician	USS	\$200.00 (I)	\$ 200.00	(I)

- * A call-out of a Telephone Company employee at a time not consecutive with the employee's scheduled work period is subject to a minimum charge of four hours except for Pennsylvania and Delaware where the minimum is two hours. This indicates only the exception and who it is applicable to.

(This page filed under Transmittal No. 459)

Issued: June 16, 2004

Effective: July 1, 2004

Vice President, Federal Regulatory
1300 I Street, NW, Washington, DC 20005(T)
(T)

ACCESS SERVICE

13. Additional Engineering, Additional Labor and Miscellaneous Services
(Cont'd)13.3 Miscellaneous Services (Cont'd)13.3.4 Testing Services (Cont'd)(C) Rates and Charges (Cont'd)(1) Switched Access (Cont'd)(e) Nonscheduled Testing (NST) (Cont'd)

Cooperative Testing: (Cont'd)

<u>Testing Periods</u>	<u>USOC</u>	<u>First Half Hour or Fraction Thereof</u>	<u>Each Additional Half Hour or Fraction Thereof</u>	
Premium Time, outside of scheduled work day, per technician	USS	\$250.00 (I)	\$250.00	(I)

* A call-out of a Telephone Company employee at a time not consecutive with the employee's scheduled work period is subject to a minimum charge of four hours except for Pennsylvania and Delaware where the minimum is two hours. This indicates only the exception and who it is applicable to.

(This page filed under Transmittal No. 459)

Issued: June 16, 2004

Effective: July 1, 2004

Vice President, Federal Regulatory
1300 I Street, NW, Washington, DC 20005

(T)
(T)

ACCESS SERVICE

13. Additional Engineering, Additional Labor and Miscellaneous Services
(Cont'd)13.3 Miscellaneous Services (Cont'd)13.3.4 Testing Services (Cont'd)(C) Rates and Charges (Cont'd)(1) Switched Access (Cont'd)(e) Nonscheduled Testing (NST) (Cont'd)

Manual Testing:

<u>Testing Periods</u>	<u>USOC</u>	<u>First Half Hour or Fraction Thereof</u>	<u>Each Additional Half Hour or Fraction Thereof</u>	
Basic Time, normally scheduled working hours, per technician	USM	\$150.00 (I)	\$150.00	(I)

(This page filed under Transmittal No. 459)

Issued: June 16, 2004

Effective: July 1, 2004

Vice President, Federal Regulatory
1300 I Street, NW, Washington, DC 20005(T)
(T)

ACCESS SERVICE

13. Additional Engineering, Additional Labor and Miscellaneous Services
(Cont'd)13.3 Miscellaneous Services (Cont'd)13.3.4 Testing Services (Cont'd)(C) Rates and Charges (Cont'd)(1) Switched Access (Cont'd)(e) Nonscheduled Testing (NST)* (Cont'd)

Manual Testing:

<u>Testing Periods</u>	<u>USOC</u>	<u>First Half Hour or Fraction Thereof</u>	<u>Each Additional Half Hour or Fraction Thereof</u>	
Overtime, outside of normally scheduled working hours on a scheduled work day, per technician	USM	\$200.00 (I)	\$200.00	(I)

- * A call-out of a Telephone Company employee at a time not consecutive with the employee's scheduled work period is subject to a minimum charge of four hours except for Pennsylvania and Delaware where the minimum is two hours. This indicates only the exception and who it is applicable to.

(This page filed under Transmittal No. 459)

Issued: June 16, 2004

Effective: July 1, 2004

Vice President, Federal Regulatory
1300 I Street, NW, Washington, DC 20005(T)
(T)

ACCESS SERVICE

13. Additional Engineering, Additional Labor and Miscellaneous Services
(Cont'd)13.3 Miscellaneous Services (Cont'd)13.3.4 Testing Services (Cont'd)(C) Rates and Charges (Cont'd)(1) Switched Access (Cont'd)(e) Nonscheduled Testing (NST) (Cont'd)

Manual Testing: (Cont'd)

<u>Testing Periods</u>	<u>USOC</u>	<u>First Half Hour or Fraction Thereof</u>	<u>Each Additional Half Hour or Fraction Thereof</u>	
Premium Time, outside of scheduled work day, per technician	USM	\$250.00 (I)	\$250.00	(I)

- * A call-out of a Telephone Company employee at a time not consecutive with the employee's scheduled work period is subject to a minimum charge of four hours except for Pennsylvania and Delaware where the minimum is two hours. This indicates only the exception and who it is applicable to.

(This page filed under Transmittal No. 459)

Issued: June 16, 2004

Effective: July 1, 2004

Vice President, Federal Regulatory
1300 I Street, NW, Washington, DC 20005(T)
(T)

ACCESS SERVICE

13. Additional Engineering, Additional Labor and Miscellaneous Services
(Cont'd)13.3 Miscellaneous Services (Cont'd)13.3.4 Testing Services (Cont'd)(C) Rates and Charges (Cont'd)(2) Special Access(a) Additional Cooperative Acceptance Testing
(ACAT)

<u>Testing Periods</u>	<u>USOC</u>	First Half	Each Additional	
		Hour or Fraction Thereof	Half Hour or Fraction Thereof	
Basic Time, normally scheduled working hours, per technician	SNTN	\$150.00	\$150.00	(Z) (I)

(This page filed under Transmittal No. 524)

Issued: December 16, 2004

Effective: December 31, 2004

Vice President, Federal Regulatory
1300 I Street, NW, Washington, DC 20005(T)
(T)

13. Additional Engineering, Additional Labor and Miscellaneous Services
(Cont'd)

13.3.4 Testing Services (Cont'd)

(2) Special Access

(a) Additional Cooperative Acceptance Testing
(ACAT) (Cont'd)

<u>Testing Periods*</u>	<u>USOC</u>	<u>First Half Hour or Fraction Thereof</u>	<u>Each Additional Half Hour or Fraction Thereof</u>	
Overtime, outside of normally scheduled working hours on a scheduled work day, per technician	SNTX	\$200.00	\$200.00	(T) (I)

* A call-out of a Telephone Company employee at a time not consecutive with the employee's scheduled work period is subject to a minimum charge of four hours except for Pennsylvania and Delaware where the minimum is two hours. This indicates only the exception and who it is applicable too.

(D)

(This page filed under Transmittal No. 524)

Issued: December 16, 2004

Effective: December 31, 2004

Vice President, Federal Regulatory
1300 I Street, NW, Washington, DC 20005

$$\begin{pmatrix} T \\ T \end{pmatrix}$$

ACCESS SERVICE

13. Additional Engineering, Additional Labor and Miscellaneous Services
(Cont'd)13.3 Miscellaneous Services (Cont'd)13.3.4 Testing Services (Cont'd)(C) Rates and Charges (Cont'd)(2) Special Access (Cont'd)(a) Additional Cooperative Acceptance Testing
(ACAT) (Cont'd)

<u>Testing Periods*</u>	<u>USOC</u>	<u>First Half Hour or Fraction Thereof</u>	<u>Each Additional Half Hour or Fraction Thereof</u>	
Premium Time, outside of scheduled work day, per technician	SNTP	\$250.00	\$250.00	(I)

(T)

(I)

* A call-out of a Telephone Company employee at a time not consecutive with the employee's scheduled work period is subject to a minimum charge of four hours except for Pennsylvania and Delaware where the minimum is two hours. This indicates only the exception and who it is applicable too.

(D)

(This page filed under Transmittal No. 524)

Issued: December 16, 2004

Effective: December 31, 2004

Vice President, Federal Regulatory
1300 I Street, NW, Washington, DC 20005

(T)

(T)

ACCESS SERVICE

13. Additional Engineering, Additional Labor and Miscellaneous Services
(Cont'd)13.3 Miscellaneous Services (Cont'd)13.3.4 Testing Services (Cont'd)(C) Rates and Charges (Cont'd)(2) Special Access (Cont'd)(b) Nonscheduled Testing (NST)

<u>Testing Periods</u>	<u>USOC</u>	<u>First Half Hour or Fraction Thereof</u>	<u>Each Additional Half Hour or Fraction Thereof</u>	(Z)
Basic Time, normally scheduled working hours, - per technician	SNON	\$150.00	\$150.00	(I)

(This page filed under Transmittal No. 524)

Issued: December 16, 2004

Effective: December 31, 2004

Vice President, Federal Regulatory
1300 I Street, NW, Washington, DC 20005(T)
(T)

ACCESS SERVICE

13. Additional Engineering, Additional Labor and Miscellaneous Services
(Cont'd)13.3 Miscellaneous Services (Cont'd)13.3.4 Testing Services (Cont'd)(C) Rates and Charges (Cont'd)(2) Special Access (Cont'd)(b) Nonscheduled Testing (NST) (Cont'd)

<u>Testing Periods*</u>	<u>USOC</u>	<u>First Half Hour or Fraction Thereof</u>	<u>Each Additional Half Hour or Fraction Thereof</u>	
Overtime, outside of normally scheduled working hours on a scheduled work day, per technician	SNOX	\$200.00	\$200.00	(T) (I)

* A call-out of a Telephone Company employee at a time not consecutive with the employee's scheduled work period is subject to a minimum charge of four hours except for Pennsylvania and Delaware where the minimum is two hours. This indicates only the exception and who it is applicable too.

(D)

(This page filed under Transmittal No. 524)

Issued: December 16, 2004

Effective: December 31, 2004

Vice President, Federal Regulatory
1300 I Street, NW, Washington, DC 20005

(T)
(T)

ACCESS SERVICE

13. Additional Engineering, Additional Labor and Miscellaneous Services
(Cont'd)13.3 Miscellaneous Services (Cont'd)13.3.4 Testing Services (Cont'd)(C) Rates and Charges (Cont'd)(2) Special Access (Cont'd)(b) Nonscheduled Testing (NST) (Cont'd)

<u>Testing Periods*</u>	<u>USOC</u>	<u>First Half Hour or Fraction Thereof</u>	<u>Each Additional Half Hour or Fraction Thereof</u>	
Premium Time, outside of scheduled work day, per technician	SNOP	\$250.00	\$250.00	(T) (I)

* A call-out of a Telephone Company employee at a time not consecutive with the employee's scheduled work period is subject to a minimum charge of four hours except for Pennsylvania and Delaware where the minimum is two hours. This indicates only the exception and who it is applicable too.

(D)

(This page filed under Transmittal No. 524)

Issued: December 16, 2004

Effective: December 31, 2004

Vice President, Federal Regulatory
1300 I Street, NW, Washington, DC 20005

(T)

(T)

ACCESS SERVICE

13. Additional Engineering, Additional Labor and Miscellaneous Services
(Cont'd)13.3 Miscellaneous Services (Cont'd)13.3.5 Protective Connecting Arrangements

The following Protective Connecting Arrangements (PCAs) are grandfathered and are offered subject to on-the-shelf availability:

<u>Description</u>	<u>USOC</u>	<u>Monthly Rates</u>	<u>Nonrecurring Charges</u>	
Automatic PCA with a contact type signaling interface for 2 or 4-wire voice-grade connections of CPE communications systems to Telephone Company Special Access Services				
States of Maryland, Virginia, and the District of Columbia	PAJ++	ICB	ICB	(D)
State of Delaware	CDQ	\$ 5.85	\$ 7.80	
State of New Jersey	CDQ	\$11.34	\$ 10.55	
State of Pennsylvania	CDQ	\$ 5.85	\$ 7.80	
Automatic PCA for connection of a customer, authorized user or joint user provided communications system arranged for CPE dial or automatic channel signaling, to a Telephone Company Special Access Service.				
States of Maryland, Virginia, and the District of Columbia	PAT++	ICB		(D)
State of Delaware	C234W	\$10.10	\$ 87.15	
State of New Jersey		Not Available		
State of Pennsylvania	C234W	\$10.10	\$ 87.15	

(This page filed under Transmittal No. 1094)

Issued: June 16, 2010

Effective: July 1, 2010

Vice President, Federal Regulatory
1300 I Street, NW, Washington, DC 20005

(T)
(T)

ACCESS SERVICE

13. Additional Engineering, Additional Labor and Miscellaneous Services
(Cont'd)13.3 Miscellaneous Services (Cont'd)13.3.5 Protective Connecting Arrangements (Cont'd)

<u>Description</u>	<u>USOC</u>	<u>Monthly Rates</u>	<u>Nonrecurring Charges</u>	
PCA for connection of CPE answering or recording equipment to Telephone Company Access Services, for one-way voice transmission in each direction but not simultaneously. Recording of two-way conversations is prevented, by the PCA				
States of Maryland, Virginia, and the District of Columbia	PBW++	ICB	ICB	(D)
State of Delaware	RDL	\$5.50	\$ 31.25	
State of New Jersey	RDL	\$3.96	\$ 15.83	
State of Pennsylvania	RDL	\$5.50	\$ 31.25	
For termination of CPE tie lines, with CPE channel signaling, in Centrex systems 4-wire				
States of Maryland, Virginia, and the District of Columbia	PD8++	ICB	ICB	(D)
State of Delaware	C2H	\$7.20	\$ 21.60	
State of New Jersey		Not Available		
State of Pennsylvania	C2H	\$7.20	\$ 21.60	

(This page filed under Transmittal No. 1094)

Issued: June 16, 2010

Effective: July 1, 2010

Vice President, Federal Regulatory
1300 I Street, NW, Washington, DC 20005(T)
(T)

ACCESS SERVICE

13. Additional Engineering, Additional Labor and Miscellaneous Services
(Cont'd)13.3 Miscellaneous Services (Cont'd)13.3.5 Protective Connecting Arrangements (Cont'd)

<u>Description</u>	<u>USOC</u>	<u>Monthly Rates</u>	<u>Nonrecurring Charges</u>	
Automatic PCA used to connect Telephone Company Switched Access Service arranged for two-way combination service to and from the attendant position and from the dial switching equipment of a CPE system.				
States of Maryland, Virginia, and the District of Columbia	PDS++	ICB	ICB	(D)
State of Delaware	CDH	\$10.45	\$ 39.05	
State of New Jersey	CDH	\$ 5.81	\$ 10.55	
State of Pennsylvania	CDH	\$10.45	\$ 39.05	

(This page filed under Transmittal No. 1094)

Issued: June 16, 2010

Effective: July 1, 2010

Vice President, Federal Regulatory
1300 I Street, NW, Washington, DC 20005(T)
(T)

ACCESS SERVICE

13. Additional Engineering, Additional Labor and Miscellaneous Services
(Cont'd)13.3 Miscellaneous Services (Cont'd)13.3.5 Protective Connecting Arrangements (Cont'd)

<u>Description</u>	<u>USOC</u>	<u>Monthly Rates</u>	<u>Nonrecurring Charges</u>	
PCA which provides for connection of CPE automatic telephone answering devices to Telephone Company Access Services by means of a 2-wire interface.				
States of Maryland, Virginia, and the District of Columbia	PA6++	ICB	ICB	(D)
State of Delaware		Not Available		
State of New Jersey	GTS	\$ 2.43	\$15.83	
State of Pennsylvania		Not Available		
PCA for use with CPE answer-only equipment where two-way transmission is required.				
States of Maryland, Virginia, and the District of Columbia	PFZ++	ICB	ICB	(D)
State of Delaware		Not Available		
State of New Jersey	RDMZR	\$ 5.02	\$21.10	
State of Pennsylvania		Not Available		

(This page filed under Transmittal No. 1094)

Issued: June 16, 2010

Effective: July 1, 2010

Vice President, Federal Regulatory
1300 I Street, NW, Washington, DC 20005(T)
(T)

ACCESS SERVICE

13. Additional Engineering, Additional Labor and Miscellaneous Services
(Cont'd)13.3 Miscellaneous Services (Cont'd)13.3.5 Protective Connecting Arrangements (Cont'd)

<u>Description</u>	<u>USOC</u>	<u>Monthly Rates</u>	<u>Nonrecurring Charges</u>	
Same application as above with voice control disconnect and automatic receive volume limiting				
States of Maryland, Virginia, and the District of Columbia	PF9++	ICB	ICB	(D)
State of Delaware		Not Available		
State of New Jersey	RDY	\$ 6.60	\$21.10	
State of Pennsylvania		Not Available		

(This page filed under Transmittal No. 1094)

Issued: June 16, 2010

Effective: July 1, 2010

Vice President, Federal Regulatory
1300 I Street, NW, Washington, DC 20005(T)
(T)

ACCESS SERVICE

13. Additional Engineering, Additional Labor and Miscellaneous Services
(Cont'd)13.3 Miscellaneous Services (Cont'd)13.3.5 Protective Connecting Arrangements (Cont'd)

<u>Description</u>	<u>USOC</u>	<u>Monthly Rates</u>	<u>Nonrecurring Charges</u>	
PCA for use with CPE to provide data on PBX trunks. Also requires standard PBX trunk PCA.				
States of Maryland, Virginia, and the District of Columbia	PGA++	ICB	ICB	(D)
State of Delaware		Not Available		
State of New Jersey	CBF	\$ 2.83	\$25.00	
State of Pennsylvania		Not Available		
PCA to permit connection of CPE message registers to Telephone Company Switched Access Service for indications of message registration for outgoing calls over the associated central office trunks.				
States of Maryland, Virginia, and the District of Columbia	PG8++	ICB	ICB	(D)
State of Delaware		Not Available		
State of New Jersey	CEK	\$ 2.11	\$21.10	
State of Pennsylvania		Not Available		

(This page filed under Transmittal No. 1094)

Issued: June 16, 2010

Effective: July 1, 2010

Vice President, Federal Regulatory
1300 I Street, NW, Washington, DC 20005(T)
(T)

ACCESS SERVICE

13. Additional Engineering, Additional Labor and Miscellaneous Services
(Cont'd)13.3 Miscellaneous Services (Cont'd)13.3.5 Protective Connecting Arrangements (Cont'd)

<u>Description</u>	<u>USOC</u>	<u>Monthly Rates</u>	<u>Nonrecurring Charges</u>	
Alarm coupler for use with rotary dial, one-way transmission CPE alarm signaling device.				
States of Maryland, Virginia, and the District of Columbia	PGH++	ICB	ICB	(D)
State of Delaware		Not Available		
State of New Jersey	CAU	\$ 2.11	\$21.10	
State of Pennsylvania		Not Available		

(This page filed under Transmittal No. 1094)

Issued: June 16, 2010

Effective: July 1, 2010

Vice President, Federal Regulatory
1300 I Street, NW, Washington, DC 20005(T)
(T)

ACCESS SERVICE

13. Additional Engineering, Additional Labor and Miscellaneous Services
(Cont'd)13.3 Miscellaneous Services (Cont'd)13.3.5 Protective Connecting Arrangements (Cont'd)

<u>Description</u>	<u>USOC</u>	<u>Monthly Rates</u>	<u>Nonrecurring Charges</u>	
PCA to permit the connection of CPE to Telephone Company Switched Access Service arranged for 2-way service, i.e., outward dialing by hotel/motel guests and rerouting by the operator of the IC long distance switchboard (the equivalent of a toll terminal)				
States of Maryland, Virginia, and the District of Columbia	PDA++	ICB	ICB	(D)
State of Delaware		Not Available		
State of New Jersey	CED	\$ 4.22	\$21.10	
State of Pennsylvania		Not Available		
PCA used for automatic connection of CPE voice transmitting and/or receiving terminal equipment to Telephone Company Switched Access Service.				
States of Maryland, Virginia, and the District of Columbia		ICB	ICB	(D)
State of Delaware		Not Available		
State of New Jersey	C2ACP	\$ 6.60	\$26.37	
State of Pennsylvania		Not Available		

(This page filed under Transmittal No. 1094)

Issued: June 16, 2010

Effective: July 1, 2010

Vice President, Federal Regulatory, Federal Regulatory
1300 I Street, NW, Washington, DC 20005(T)
(T)

ACCESS SERVICE

13. Additional Engineering, Additional Labor and Miscellaneous Services
(Cont'd)13.3 Miscellaneous Services (Cont'd)13.3.5 Protective Connecting Arrangements (Cont'd)

<u>Description</u>	<u>USOC</u>	<u>Monthly Rates</u>	<u>Nonrecurring Charges</u>	
PCA to provide for connection of CPE terminal equipment to Telephone Company Switched Access Service via 3-way interface.				
States of Maryland, Virginia, and the District of Columbia	PDJ++	ICB	ICB	(D)
State of Delaware		Not Available		
State of New Jersey	STC	\$ 6.60	\$21.10	
State of Pennsylvania		Not Available		

(This page filed under Transmittal No. 1094)

Issued: June 16, 2010

Effective: July 1, 2010

Vice President, Federal Regulatory
1300 I Street, NW, Washington, DC 20005(T)
(T)

ACCESS SERVICE

13. Additional Engineering, Additional Labor and Miscellaneous Services
(Cont'd)13.3 Miscellaneous Services (Cont'd)13.3.5 Protective Connecting Arrangements (Cont'd)

<u>Description</u>	<u>USOC</u>	<u>Monthly Rates</u>	<u>Nonrecurring Charges</u>	
PCA for connection of CPE voice communications systems and/or terminal equipment via 2-wire interface to Telephone Company Switched Access Service (only loop start trunks not equipped for toll diversion).				
States of Maryland, Virginia, and the District of Columbia	PDK++	ICB	ICB	(D)
State of Delaware		Not Available		
State of New Jersey	STC	\$ 5.40	\$30.83	
State of Pennsylvania		Not Available		
Manual PCA used to connect a cord switchboard position of a CPE system, which provides supervisory signals to Telephone Company Switched Access Service.				
States of Maryland, Virginia, and the District of Columbia	PDB++	ICB	ICB	(D)
State of Delaware		Not Available		
State of New Jersey	CDA	\$ 2.90	\$10.55	
State of Pennsylvania		Not Available		

(This page filed under Transmittal No. 1094)

Issued: June 16, 2010

Effective: July 1, 2010

Vice President, Federal Regulatory
1300 I Street, NW, Washington, DC 20005(T)
(T)

ACCESS SERVICE

13. Additional Engineering, Additional Labor and Miscellaneous Services
(Cont'd)13.3 Miscellaneous Services (Cont'd)13.3.5 Protective Connecting Arrangements (Cont'd)

<u>Description</u>	<u>USOC</u>	<u>Monthly Rates</u>	<u>Nonrecurring Charges</u>	
Automatic PCA used to connect Telephone Company Switched Access Service arranged for one-way incoming service to the attendant position of a CPE system.				
States of Maryland, Virginia, and the District of Columbia	PDV++	ICB	ICB	(D)
State of Delaware		Not Available		
State of New Jersey	CD6	\$ 3.69	\$10.55	
State of Pennsylvania		Not Available		
			ICB	
			ICB	

(This page filed under Transmittal No. 1094)

Issued: June 16, 2010

Effective: July 1, 2010

Vice President, Federal Regulatory
1300 I Street, NW, Washington, DC 20005(T)
(T)

ACCESS SERVICE

13. Additional Engineering, Additional Labor and Miscellaneous Services
(Cont'd)13.3 Miscellaneous Services (Cont'd)13.3.5 Protective Connecting Arrangements (Cont'd)

<u>Description</u>	<u>USOC</u>	<u>Monthly Rates</u>	<u>Nonrecurring Charges</u>	
Automatic PCA used to connect Telephone Company Switched Access Service arranged for two-way combination service to and from the attendant position and from the dial switching equipment of a CPE system.				
States of Maryland, Virginia, and the District of Columbia	PDS++	ICB	ICB	(D)
State of Delaware		Not Available		
State of New Jersey	CDH	\$ 5.81	\$10.55	
State of Pennsylvania		Not Available		
Automatic PCA used to connect Telephone Company Switched Access Service arranged for one-way outgoing service from the attendant position of a CPE system.				
States of Maryland, Virginia, and the District of Columbia	PDZ++	ICB	ICB	(D)
State of Delaware		Not Available		
State of New Jersey	CD7	\$ 4.22	\$10.55	
State of Pennsylvania		Not Available		

(This page filed under Transmittal No. 1094)

Issued: June 16, 2010

Effective: July 1, 2010

Vice President, Federal Regulatory
1300 I Street, NW, Washington, DC 20005(T)
(T)

ACCESS SERVICE

13. Additional Engineering, Additional Labor and Miscellaneous Services
(Cont'd)13.3 Miscellaneous Services (Cont'd)13.3.5 Protective Connecting Arrangements (Cont'd)

<u>Description</u>	<u>USOC</u>	<u>Monthly Rates</u>	<u>Nonrecurring Charges</u>	
Automatic PCA used to connect Telephone Company Switched Access Service arranged for one-way outgoing service from the dial switching equipment of a CPE system.				
States of Maryland, Virginia, and the District of Columbia	PFA++	ICB	ICB	(D)
State of Delaware		Not Available		
State of New Jersey	CD8	\$ 4.22	\$10.55	
State of Pennsylvania		Not Available		

(This page filed under Transmittal No. 1094)

Issued: June 16, 2010

Effective: July 1, 2010

Vice President, Federal Regulatory
1300 I Street, NW, Washington, DC 20005(T)
(T)

ACCESS SERVICE

13. Additional Engineering, Additional Labor and Miscellaneous Services
(Cont'd)13.3 Miscellaneous Services (Cont'd)13.3.5 Protective Connecting Arrangements (Cont'd)

<u>Description</u>	<u>USOC</u>	<u>Monthly Rates</u>	<u>Nonrecurring Charges</u>	
Automatic PCA used to connect Telephone Company Switched Access Service arranged for two-way service to and from the attendant position of a CEP system.				
States of Maryland, Virginia, and the District of Columbia	PFM++	ICB	ICB	(D)
State of Delaware		Not Available		
State of New Jersey	CD9	\$ 5.81	\$10.55	
State of Pennsylvania		Not Available		
PCA used for automatic connection of CPE voice transmitting and/or receiving terminal equipment bridged to Telephone Company Switched Access Service.				
States of Maryland, Virginia, and the District of Columbia	PFP++	ICB	ICB	(D)
State of Delaware		Not Available		
State of New Jersey	C2AKS	\$ 7.91	\$26.37	
State of Pennsylvania		Not Available		

(This page filed under Transmittal No. 1094)

Issued: June 16, 2010

Effective: July 1, 2010

Vice President, Federal Regulatory
1300 I Street, NW, Washington, DC 20005(T)
(T)

ACCESS SERVICE

13. Additional Engineering, Additional Labor and Miscellaneous Services
(Cont'd)13.3 Miscellaneous Services (Cont'd)13.3.5 Protective Connecting Arrangements (Cont'd)

<u>Description</u>	<u>USOC</u>	<u>Monthly Rates</u>	<u>Nonrecurring Charges</u>	
Automatic PCA used to connect Telephone Company Switched Access Service arranged for one-way service, i.e., outward dialing by hotel/motel guests to the operator position (the equivalent of a toll terminal).				
States of Maryland, Virginia, and the District of Columbia	PFV++	ICB	ICB	(D)
State of Delaware		Not Available		
State of New Jersey	CET	\$ 4.22	\$21.10	
State of Pennsylvania		Not Available		

(This page filed under Transmittal No. 1094)

Issued: June 16, 2010

Effective: July 1, 2010

Vice President, Federal Regulatory
1300 I Street, NW, Washington, DC 20005(T)
(T)

ACCESS SERVICE

13. Additional Engineering, Additional Labor and Miscellaneous Services
(Cont'd)13.3 Miscellaneous Services (Cont'd)13.3.5 Protective Connecting Arrangements (Cont'd)

<u>Description</u>	<u>USOC</u>	<u>Monthly Rates</u>	<u>Nonrecurring Charges</u>	
PCA to provide for connection of CPE originate-only or originate and answer terminal equipment.				
States of Maryland, Virginia, and the District of Columbia	PFV++	ICB	ICB	(D)
State of Delaware		Not Available		
State of New Jersey	SU6AQ	\$ 5.02	\$21.10	
State of Pennsylvania		Not Available		

(This page filed under Transmittal No. 1094)

Issued: June 16, 2010

Effective: July 1, 2010

Vice President, Federal Regulatory
1300 I Street, NW, Washington, DC 20005(T)
(T)

ACCESS SERVICE

13. Additional Engineering, Additional Labor and Miscellaneous Services
(Cont'd)13.3 Miscellaneous Services (Cont'd)13.3.6 Provision of Access Service Billing Information

- (A) The customer, upon request, has the option of receiving its primary monthly access bill and Customer Service Record (CSR) in one of the following standard medium, at no charge:
- (1) Paper
 - (a) Detailed paper bill
 - (2) Bill Data Record
 - (a) Electronic Data Transmission (D)
(T)
 - (b) storage device (CD ROM) (T)
- (B) In addition to the customer's primary monthly access bill, the customer will be provided, upon request, an abbreviated paper bill, at no additional charge.
- (C) At the option of the customer, and for an additional charge as set forth in 13.3.6(H) following:
- (1) Additional hard copies of the monthly access bill or service and features record may be provided on paper. (D)
(D)
 - (2) Additional Bill Data Record information may be transmitted to the customer premises by electronic data transmission. (T)
 - (3) Additional Bill Data Record information may be provided on a storage device (CD ROM). (T)
(T)
- (D) The rules and regulations concerning payment arrangements and credit allowances described in Section 2.4 preceding applies to all primary monthly access bills, regardless of the chosen bill medium.

(This page filed under Transmittal No. 1258)

Issued: January 3, 2014

Effective: January 18, 2014

Vice President, Federal Regulatory
1300 I Street, NW, Washington, DC 20005(T)
(T)

ACCESS SERVICE

13. Additional Engineering, Additional Labor and Miscellaneous Services
(Cont'd)13.3 Miscellaneous Services (Cont'd)13.3.6 Provision of Access Service Billing Information (Cont'd)

- (E) Upon acceptance by the Telephone Company of a request for a change in the existing medium of the primary monthly access bill data, and for an additional electronic data transmission, the Telephone Company, in cooperation with the customer, will determine the interval required to implement the transmission of such material on an individual request basis. (D)

The customer requesting electronic data transmission shall be responsible for providing a data transmission system compatible with the Telephone Company transmission facilities.

- (F) Regulations regarding electronic data transmission failure will apply as follows:

- (1) In the event of transmission failure resulting from Telephone Company error, the Telephone Company will re-send a bill by electronic data transmission at no charge to the customer. The bill payment due date will be negotiated between Telephone Company and customer for this bill.
- (2) In the event of transmission failure resulting from failure of the customer's transmission line or other customer error, the Telephone Company will re-send a bill by electronic data transmission at the same rates and charges as a request for an additional copy of the access bill as set forth in 13.3.6(H) following.

(D)

(D)

- (G) This service may not be available for non-access rates and charges.

(This page filed under Transmittal No. 1258)

Issued: January 3, 2014

Effective: January 18, 2014

Vice President, Federal Regulatory
1300 I Street, NW, Washington, DC 20005

(T)
(T)

ACCESS SERVICE

13. Additional Engineering, Additional Labor and Miscellaneous Services
(Cont'd)13.3 Miscellaneous Services (Cont'd)13.3.6 Provision of Access Service Billing Information (Cont'd)

(H) The rates and charges for the provision of Access Service Billing Information are as follows:

	<u>USOC</u>	<u>Rates</u>	
(1) Additional hard copies of the customer's monthly bill or service and features record on paper,			(D)
per page	AED	\$0.0599	(D)
(2) Additional Electronic Data Transmission to a customer's premises of Bill Data Record information,			(T)
per record* transmitted	VRT	\$0.0080	
(3) Additional copies of Bill Data Record information on a storage device (CD ROM),			(T)
per device	RM8	\$25.47	(T)

* A record is comprised of 225 bytes.

(This page filed under Transmittal No. 1258)

Issued: January 3, 2014

Effective: January 18, 2014

Vice President, Federal Regulatory
1300 I Street, NW, Washington, D.C. 20005

ACCESS SERVICE

13. Additional Engineering, Additional Labor and Miscellaneous Services
(Cont'd)13.3 Miscellaneous Services (Cont'd)13.3.7 Miscellaneous Equipment(A) Controller Arrangement

This arrangement enables the customer to control up to 48 transfer functions at a Telephone Company central office via a CPE remote keyboard terminal capable of either 300 or 1200 bps operation. Included as part of the Controller Arrangement is a dial-up data station located at the Telephone Company Central Office to provide access to the Controller Arrangement. The dial-up data station consists of a 212A DATAPHONE data set and an appropriate Telephone Company provided channel.

The Controller Arrangement must be located in the same Telephone Company central office as the transfer functions which it controls.

Transfer Arrangements, as set forth in 7.5.3(E)(10), 7.5.8(C)(2), or preceding 7.5.9(D), are required in addition to the Controller Arrangement in order to obtain a complete operational service.

	<u>USOC</u>	<u>Monthly Charge</u>	
Controller arrangement, each	XTDDU	\$150.31	(I)

(This page filed under Transmittal No. 588)

Issued: June 16, 2005

Effective: July 1, 2005

Vice President, Federal Regulatory
1300 I Street, NW, Washington, DC 20005

(T)
(T)

ACCESS SERVICE

13. Additional Engineering, Additional Labor and Miscellaneous Services
(Cont'd)

13.3 Miscellaneous Services (Cont'd)

13.3.8 Reserved for Future Use

(C)

(D)

(D)

(This page filed under Transmittal No. 1226)

Issued: March 22, 2013

Effective: April 6, 2013

Vice President, Federal Regulatory
1300 I Street, NW, Washington, DC 20005

(T)

(T)

ACCESS SERVICE

13. Additional Engineering, Additional Labor and Miscellaneous Services
(Cont'd)

13.3 Miscellaneous Services (Cont'd)

(D)

(D)

(This page filed under Transmittal No. 1226)

Issued: March 22, 2013

Effective: April 6, 2013

Vice President, Federal Regulatory
1300 I Street, NW, Washington, DC 20005

(T)
(T)

ACCESS SERVICE

13. Additional Engineering, Additional Labor and Miscellaneous Services
(Cont'd)

13.3 Miscellaneous Services (Cont'd)

(D)

(D)

(This page filed under Transmittal No. 1226)

Issued: March 22, 2013

Effective: April 6, 2013

Vice President, Federal Regulatory
1300 I Street, NW, Washington, DC 20005

(T)
(T)

ACCESS SERVICE

13. Additional Engineering, Additional Labor and Miscellaneous Services
(Cont'd)13.3 Miscellaneous Services (Cont'd)

(D)

(D)

13.3.9 Originating Line Screening (OLS) Information

OLS Service provides information concerning the nature of the subscriber's line from which a call originates. OLS service sends a two digit code with the Automatic Number Identification (ANI) at the beginning of the call to the Interexchange Carrier (IXC) or the Operator Service Provider (OSP). The IXC or OSP customer can use the information about the nature of the Originating location (e.g., prison or private payphone) to determine whether to allow the call to be billed to the originating line or require another form of payment, such as calling card. The two digits sent are either from the basic set of Automatic Number Identification Information (ANII), as specified in Section 6 preceding, or from the enhanced OLS information indicators set provided through Flexible ANI.

Aggregators may contact their Telephone Company Business Office to verify the information indicator digits associated with their lines. This confirmation service is offered at no charge.

13.3.10 International Blocking

An optional service available, where facilities permit, in Telephone Company electronic end offices. This service provides end office blocking of direct-dialed 011+ and 101XXXX-011+ calls by routing such calls to a recorded announcement. This service is available for use with line side services located in Section 6 and for line side services offered in the Telephone Company's local or general exchange tariffs that are provided to business customers and to customers for the provision of telephones to transient members of the public or to transient users of an aggregators' premises.

(A) <u>Rates and charges</u>		<u>USOC</u>	<u>Nonrecurring Charge</u>
International Blocking			
-	per line/per Trunk	RTVXO	\$20.00

(This page filed under Transmittal No. 1226)

Issued: March 22, 2013

Effective: April 6, 2013

Vice President, Federal Regulatory
1300 I Street, NW, Washington, DC 20005

(T)

(T)

ACCESS SERVICE

13. Additional Engineering, Additional Labor and Miscellaneous Services
(Cont'd)13.3 Miscellaneous Services (Cont'd)13.3.11 Billing Name and Address (BNA) for Automatic Number
Identification (ANI) for Listed and Non-Published/Non-Listed
Customers

BNA for ANI Service provides for end user or local providers billing name and address and associated information. It is available to Interstate Telecommunications providers such as interexchange carriers, operator service providers, enhanced service providers, and any other provider of telecommunications services. (x)

The Telecommunication providers can request billing name and address information for the telephone numbers associated with the ANI they recorded for calling card, third number, sent-paid, collect, or access code calls made by Telephone Company subscribers. (x)

Telecommunications Providers will not receive BNA information for Customers who are not presubscribed to them when these customers request that their name and address not be disclosed. If the customer subscribes to a telecommunication provider's discount plan through access code dialing, the BNA will be released if the customer has made a call on the provider's network. (x)

The Telecommunication providers must send their requests for billing name and address using the national Industry Standard Interface (ISI) - Customer Account Record Exchange (CARE) record. The billing name and address information will be provided by the Telephone Company in accordance with the same industry standard. The CARE standards are designed to provide a mechanized format for the data exchange requirements of Telecommunication providers for the customer information necessary for equal access. (x)

The Telecommunication providers are responsible for providing all necessary equipment or supplemental services for the transmission or receipt of BNA. (x)

(x)

(x)

If the BNA provided is not usable because of the Telephone Company's acts or omissions, the Telephone Company will resubmit the information within ten days of the original submission without additional cost to the Telecommunication providers. (x)

(x) Issued under authority of Special Permission No. 04-080 of the Federal Communications Commission in order to withdraw pending material and reinstate material currently in effect

(Issued under Transmittal No. 521)

Issued: December 14, 2004

Effective: December 15, 2004

Vice President
2980 Fairview Park Drive, Falls Church, Virginia 22042

(x)

(x)

ACCESS SERVICE

13. Additional Engineering, Additional Labor and Miscellaneous Services
(Cont'd)13.3 Miscellaneous Services (Cont'd)13.3.11 Billing Name and Address (BNA) for Automatic Number
Identification (ANI) for Listed and Non-Published/Non-Listed
Customers (Cont'd)

The BNA information provided to the Telecommunication provider shall not be used for any purpose other than the following: 1. Billing customers for using telecommunications services of that service provider and collecting amounts due; 2. Any purpose associated with equal access requirement of the United States vs. AT&T, 552 F. Supp. 131 (D.D.C. 1982); 3. Verification of service orders of new customers, identification of customers who have moved to a new address, fraud prevention, and similar nonmarketing purposes.

The Telephone Company does not warrant that any customer provided information is complete or accurate. The Telephone Company specifically provides such information on an as is basis.

BNA information is provided electronically through CARE by (C)
electronic data transmission or by using the Telephone Company's (C)
Xpress Electronic Access (XEA) on-line system.

(A) Rates and ChargesUSOC

<u>BNA Record</u>		(D)
- per record	.14	(D)
<u>Record Provision</u>		(D)
- data transmission, per record	.00	(R)

(Issued under Transmittal No. 1065)

Issued: December 23, 2009

Effective: January 7, 2010

Vice President, Federal Regulatory
1300 I Street, NW, Washington, DC 20005

ACCESS SERVICE

13. Additional Engineering, Additional Labor and Miscellaneous Services
(Cont'd)13.3 Miscellaneous Services (Cont'd)13.3.12 900 Blocking Service

900 Blocking Service is available to customers who obtain local exchange service from the Telephone Company under its general or local exchange tariffs and to customers who obtain Feature Group A Switched Access service in Section 6 of this tariff. This service is only provided at appropriately equipped end offices.

On each line or trunk for which 900 Blocking Service is ordered, the Telephone Company will block all direct dialed calls placed to a 900 number. When capable, the Telephone Company will route the blocked calls to a recorded message.

A 900 Blocking Service charge as set forth in (A) below is applicable when ordered by the end user customer with the following exceptions:

- Customer with 900 Blocking Service who subscribe to a new telephone number will receive 900 Blocking Service on their new telephone number at no charge for a period of 60 days after the new number is effective.
- 900 Blocking will be provided at no charge on a one-time basis to FGA Switched Access Service customers from February 11, 1994 through April 12, 1994.

The 900 Blocking Service charge is applied on a per order basis. For Feature Group A Switched Access service, 900 Blocking Service is applied on a per Line basis. Requests by subscribers to remove 900 Blocking Service must be in writing.

(A) <u>900 Blocking Service</u>	<u>Nonrecurring Charge</u>
- Per order	\$ 15.00
- Per Feature Group A line	81.00

(This page filed under Transmittal No. 23)

Issued: April 13, 2001

Effective: April 28, 2001

Vice President
2980 Fairview Park Drive, Falls Church, Virginia 22042

ACCESS SERVICE

13. Additional Engineering, Additional Labor and Miscellaneous Services
(Cont'd)13.3 Miscellaneous Services (Cont'd)13.3.13 InterLATA Operator ServicesGeneral

InterLATA Operator Services offers live operator call completion services for interLATA calling card and credit card calls. The Telephone Company will perform all operator functions on these calls, including branding, calling card and credit card validation, and the call detail recording necessary for billing. The Telephone Company will direct all calls to the appropriate long distance provider for completion. (D) (D) (D)

Live Operator Assistance

Live Operator Assistance includes calling card handling. Live Operator Assistance includes the functionality to screen calling cards and to block nonconforming cards. An interLATA operator services customer will provide the Telephone Company with a list of acceptable calling cards. If the screening function indicates that a particular card is not recognized, the calling party is instructed to use an alternate means of payment. The operator will first announce the name of the appropriate IXC and then manually complete the call. The live operator handled-calls will be charged per operator work second. (D)

(This page filed under Transmittal No. 1336)

Issued: July 28, 2016

Effective: August 12, 2016

Vice President, Federal Regulatory
1300 I Street, NW, Washington, DC 20005

ACCESS SERVICE

13. Additional Engineering, Additional Labor and Miscellaneous Services
(Cont'd)13.3 Miscellaneous Services (Cont'd)13.3.13 InterLATA Operator Services (Cont'd)

Directory assistance calls and 1+ payphone calls are excluded from this service. These services will continue to be provided under existing terms and conditions.

The IXC that selects the Telephone Company as its operator services provider is responsible for transporting calls requiring operator assistance to and from specific switch locations designated by the Telephone Company. That IXC must obtain transport facilities for Feature Group D services between the IXC's POP and the Telephone Company's designated switch. These transport facilities must be properly sized to accommodate the call volume and dedicated to interLATA operator service traffic. The Telephone Company's designated switch for interLATA operator services will interface directly with Feature Group D service. All charges associated with the transport facilities will apply.

If the call originates within the LATA in which the designated switch is located, the IXC must transport it to the IXC's POP in that LATA for delivery, along with the out-of-LATA calls, to the Telephone Company's designated switch. Both within-the-LATA traffic and out-of-LATA traffic can be rated over the transport facility from the Telephone Company's operator facility back to the IXC's POP.

The Telephone Company's obligation to furnish this service is dependent upon its ability to obtain and retain, without unreasonable expense, suitable rights, facilities, equipment, and other resources required to furnish and maintain this service.

Rate Regulations

Recurring charges for InterLATA Operator Services are offered at month-to-month or 2, 3, and 5 year pricing options.

Month-to-month rates will be subject to a one-month minimum service period. If service is discontinued prior to the expiration of the one-month minimum period, the customer's usage will be adjusted to reflect an entire month of usage. Usage is defined as the number of operator work seconds.

(D)

(This page filed under Transmittal No. 1171)

Issued: December 1, 2011

Effective: December 16, 2011

Vice President, Federal Regulatory
1300 I Street, NW, Washington, DC 20005

(T)
(T)

ACCESS SERVICE

13. Additional Engineering, Additional Labor and Miscellaneous Services
(Cont'd)13.3 Miscellaneous Services (Cont'd)13.3.13 InterLATA Operator Services (Cont'd)

All term plans (2, 3, and 5-year) will be subject to a one-year minimum service period. If service is discontinued prior to the end of the one-year period, the customer's usage will be adjusted as described for the one-month minimum period calculation. (D)

A customer's annual usage will be determined once the one-year minimum service period has been fulfilled. This initial usage will serve as an preliminary indicator to compare the succeeding year's usage level or the amount of usage at the time a customer discontinues service. Termination liability charges will be applied to recover any decrease in usage. The annual level will be re-calculated each year, i.e., the preceding year will serve as the benchmark for the succeeding year.

Termination Liability

Termination liability will be calculated as follows:

- Determine the difference between the preliminary usage level and the current year's usage level. Usage is defined as the number of operator work seconds. (D)
- Determine if the difference is greater than -10%. If the difference is greater than -10%, termination liability will be assessed to the lost usage that is greater than 10%. For example, the initial usage is reduced by 10%. (D)
- The lost usage will be multiplied by the difference between the rates of the customer's chosen term plan and the term plan that is actually appropriate given the time spent in the plan. For example, if a customer selected a 5-year term plan, but had a deficit usage level in month 37 (year 3), the rate differential would be the difference between the 5-year rates and the 3-year rates. This rate differential would be applied to the amount of "lost" usage below 10%.

(This page filed under Transmittal No. 1171)

Issued: December 1, 2011

Effective: December 16, 2011

Vice President, Federal Regulatory
1300 I Street, NW, Washington, DC 20005

(T)
(T)

ACCESS SERVICE

13. Additional Engineering, Additional Labor and Miscellaneous Services
(Cont'd)13.3 Miscellaneous Services (Cont'd)13.3.13 InterLATA Operator Services (Cont'd)Termination Liability (Cont'd)

- Determine the time in service. In this instance, the customer has spent three years in the plan at 5-year rates. In order to correct this the lost usage must be multiplied by the rate differential as well as the time in service. This calculation determines what the customer would have paid for those operator work seconds had they been in the proper term plan. (D)

Customers have the option of selecting the year-1 usage level as their commitment level for the duration of their term agreement or may self-select a commitment level. Any usage above the commitment level selected using these two options will not qualify for term rates, but will be charged the month-to-month rates. Termination liability will be calculated as specified above, using the appropriate commitment level.

Any customer in the final year of a term plan may elect to calculate termination liability by applying the term rate to the foregone annual usage. For example, if a customer in a 5-year plan disconnects after 50 months, termination liability would be calculated as follows: $[(4\text{-year usage benchmark} \times .9) - 5\text{-year actual usage}] \times 5\text{-year rate}$.

The Telephone Company will calculate termination liability charges using the method that produces the lesser charge.

Rates and Charges

	<u>Monthly</u>	<u>2 Year</u>	<u>3 Year</u>	<u>5 Year</u>
Operator Handled				
- per work second	0.0124	0.0120	0.0116	0.0100

(D)

(D)

(This page filed under Transmittal No. 1171)

Issued: December 1, 2011

Effective: December 16, 2011

Vice President, Federal Regulatory
1300 I Street, NW, Washington, DC 20005

(T)

(T)

ACCESS SERVICE

13. Additional Engineering, Additional Labor and Miscellaneous Services
(Cont'd)13.3 Miscellaneous Services (Cont'd)13.3.14 ISP Traffic Origination Service(A) General

ISP Traffic Origination Service applies to all telecommunications delivered by the Company to another telecommunications service provider (the "interconnecting carrier") for which the interconnecting carrier imposes on the Company an interstate charge pursuant to federal tariff for delivery of telecommunications to an Internet Service Provider (the "delivery charge"). ISP Traffic Origination Service reimburses the Company for the interstate cost of handing off traffic that is bound for the Internet to the interconnecting carrier and is not intended to cover the cost of any subscriber or common line facilities.

(B) Rates

For each call for which the interconnecting carrier attempts to assess a delivery charge of \$0.008 per minute to the Company, the Company will assess to the interconnecting carrier an ISP Traffic Origination rate per minute which is the Interconnection Charge set forth below. For each call for which the interconnecting carrier attempts to assess a delivery charge of other than \$0.008 per minute to the Company, the Company will assess to the interconnecting carrier an ISP Traffic Origination rate per minute which is the Alternative Interconnection Charge set forth below. The Alternative Interconnection Charge is the actual delivery charge, per minute, that the interconnecting carrier assesses on the Company.

The Interconnection Charge set forth following will apply to the same calls, and for the same duration, as the interconnecting carrier attempts to assess on the Company through its delivery charge.

<u>Interconnection Charge</u>	<u>Rate</u>
Charge per minute, per call	\$0.008

Alternative Interconnection Charge

The actual delivery charge as described above

(This page filed under Transmittal No. 23)

Issued: April 13, 2001

Effective: April 28, 2001

Vice President
2980 Fairview Park Drive, Falls Church, Virginia 22042

ACCESS SERVICE

13. Additional Engineering, Additional Labor and Miscellaneous Services
(Cont'd)13.3 Miscellaneous Services (Cont'd)13.3.15 Optional Features for Payphone Access Lines

The following optional features are applicable only to Payphone Access Lines and may not be purchased in conjunction with any other type of service. These features are available for use only with lineside services offered in the Telephone Company's local or general exchange tariffs. These features are not available with Feature Group A or Lineside BSA Services.

Rates and charges for these optional features will consist of a monthly charge per optional feature. This monthly charge will be applied on a per line basis. A per line nonrecurring charge will also apply. In addition, a nonrecurring Service Order Charge will be applied per service order. The aforementioned nonrecurring charges will only apply when the optional feature is subsequently ordered to an existing line.

<u>Service Order Charge</u>	<u>Nonrecurring</u>
	<u>USOC</u> <u>Charge</u>
- per service order	\$31.50

(A) Inward Call Blocking

Inward Blocking, available in Delaware and Pennsylvania only, is an optional arrangement which prevents incoming calls from being received.

	<u>USOC</u>	<u>Nonrecurring</u>	<u>Monthly Rate</u>
		<u>Charge</u>	
per line		\$2.00	\$0.05

(Z)

(B) Outward Call Blocking

Outward Call Blocking, available in Delaware and Pennsylvania only, is an optional arrangement which restricts all chargeable calls to alternately billed operator-handled calls (collect, third party billed, or calling card).

	<u>USOC</u>	<u>Nonrecurring</u>	<u>Monthly Rate</u>
		<u>Charge</u>	
per line		\$2.00	\$0.15

(Z)

(Issued under Transmittal No. 830)

Issued: July 23, 2007

Effective: August 7, 2007

Vice President, Federal Regulatory
1300 I Street, NW, Washington, D.C. 20005

(T)

(T)

ACCESS SERVICE

13. Additional Engineering, Additional Labor and Miscellaneous Services
(Cont'd)13.3 Miscellaneous Services (Cont'd)13.3.15 Optional Features for Payphone Access Lines (Cont'd)(C) Outward Call Screening

Outward Call Screening, available in Washington, D.C., Maryland, Virginia, and New Jersey only, is an optional arrangement, available where facilities permit in Telephone Company's electronic end offices. This feature provides an indicator to restrict outgoing operator calls to collect, third number billed, or calling card. (D)

	<u>USOC</u>	<u>Nonrecurring Charge</u>	<u>Monthly Rate</u>
per line		\$2.00	\$0.00

(D) Incoming/Outgoing Call Screening

Incoming/Outgoing Call Screening, available in Delaware and Pennsylvania only, is an optional feature which provides indicators to prevent the completion of incoming collect and third party calls as well as to restrict outgoing operator calls to collect, third number billed, or calling card.

	<u>USOC</u>	<u>Nonrecurring Charge</u>	<u>Monthly Rate</u>
per line		\$4.00	\$0.00

(E) Pay Telephone Line Side Answer Supervision

Pay Telephone Line Side Answer Supervision is an optional arrangement available where facilities permit in Telephone Company's electronic end offices. This feature detects the completion and termination of a call and signals the Payphone Service Provider's equipment to commence and terminate the billing associated with the call.

	<u>USOC</u>	<u>Nonrecurring Charge</u>	<u>Monthly Rate</u>
per line		\$6.00	\$0.15

(F) Limited InterLATA Dialing (LID) Arrangement

This arrangement, available in New Jersey only, blocks the completion of interLATA calls identified by the Company as 1+ interLATA calls, except Toll Free calls and calls that the Telephone Company transports within a local calling area that is situated in two LATAs. This service is provided where facilities permit.

	<u>USOC</u>	<u>Nonrecurring Charge</u>	<u>Monthly Rate</u>
per line		\$2.00	\$5.00

(Issued under Transmittal No. 1094)

Issued: June 16, 2010

Effective: July 1, 2010

Vice President, Federal Regulatory
1300 I Street, NW, Washington, D.C. 20005

ACCESS SERVICE

13. Additional Engineering, Additional Labor and Miscellaneous Services
(Cont'd)13.3 Miscellaneous Services (Cont'd)13.3.16 Service Provider Number Portability(A) Service Provider Number Portability (SPNP) General Description

SPNP allows, where facilities permit: (1) a local exchange telephone service customer to maintain the same Directory Number (DN) when changing from one telecommunications service provider to another while remaining at the same location; and (2) callers to complete calls to numbers that have been ported. This capability has been activated in the Telephone Company's 15 largest Metropolitan Statistical Areas (MSAs) on a switch specific basis as specified in the Local Exchange Routing Guide (LERG) and/or the National Exchange Carrier Association Inc. Tariff, F.C.C. No. 4. This capability will be activated in the remaining Telephone Company switches by the end of 1999.

(B) SPNP and SPNP Database Service (SPNPDS) Service Description

SPNP is an advanced intelligent network capability which utilizes the common channel signaling network to query a database to secure network routing instructions before completion of a call. This database contains the Location Routing Number (LRN) that identifies the switch of the Local Service Provider (LSP) that serves a customer with a ported DN. The LRN is used to direct the call to the correct network switching element for completion to the end user customer. Where more than one network is involved in completing the call, the network prior to the termination (i.e., the N-1 Network) is normally responsible for querying a SPNP database to secure the LRN which is then used in routing the call.

(This page filed under Transmittal No. 23)

Issued: April 13, 2001

Effective: April 28, 2001

Vice President
2980 Fairview Park Drive, Falls Church, Virginia 22042

ACCESS SERVICE

13. Additional Engineering, Additional Labor and Miscellaneous Services
(Cont'd)13.3 Miscellaneous Services (Cont'd)13.3.16 Service Provider Number Portability (Cont'd)(B) SPNP and SPNP Database Service (SPNPDS) Service
Description (Cont'd)

Where the N-1 carrier does not perform a database query, and forwards a call to a switch in the Telephone Company's network for a NXX designated as a number portable code in the Local Exchange Routing Guide and National Exchange Carrier Association Inc. F.C.C. No. 4, the Telephone Company will perform a query for the N-1 Carrier and bill that N-1 carrier a SPNP Query charge, as shown in Section 13.3.16(E) following.

When the Telephone Company is the first point of switching for terminating traffic to another local exchange carrier (e.g., a Telephone Company tandem switch), the Telephone Company will perform the query on behalf of the N-1 carrier and bill the N-1 carrier a SPNP Query charge, as shown in Section 13.3.16(E) following.

(This page filed under Transmittal No. 23)

Issued: April 13, 2001

Effective: April 28, 2001

Vice President
2980 Fairview Park Drive, Falls Church, Virginia 22042

ACCESS SERVICE

13. Additional Engineering, Additional Labor and Miscellaneous Services
(Cont'd)13.3 Miscellaneous Services (Cont'd)13.3.16 Service Provider Number Portability (Cont'd)(B) SPNP and SPNP Database Service (SPNPDS) Service
Description (Cont'd)

Where the N-1 Network queries the Telephone Company SPNP database, the Telephone Company will bill that N-1 Carrier a SPNP database query charge.

SPNP Database Service procedures will be applied uniformly to all users of the Telephone Company's SPNP Database Network. The Telephone Company SPNP Database will receive and respond to all queries, including the Telephone Company's queries as defined in the Technical Reference filed with this service.

(C) Service Provider Number Portability Database Service
(SPNPDS) Service Application

There are two service arrangements of SPNPDS available through the Telephone Company's network:

- SPNP Query
 - Tandem
 - End Office
- SPNP Database Query

Following are detailed descriptions of each of the available service applications.

(This page filed under Transmittal No. 23)

Issued: April 13, 2001

Effective: April 28, 2001

Vice President
2980 Fairview Park Drive, Falls Church, Virginia 22042

ACCESS SERVICE

13. Additional Engineering, Additional Labor and Miscellaneous Services
(Cont'd)13.3 Miscellaneous Services (Cont'd)13.3.16 Service Provider Number Portability (Cont'd)(C) Service Provider Number Portability Database Service
(SPNPDS) Service Application (Cont'd)(1) SPNP Query

When the Telephone Company performs a query on behalf of the N-1 carrier, the Telephone Company's end office or access tandem switch will suspend call processing, formulate and launch a query via the common channel signaling network to a SPNP database to obtain information necessary to route calls to numbers in portable NXX codes. When the necessary routing information has been returned from the SPNP database to the switch originating the query, call processing is resumed and the call is routed to the correct network switching element for completion to the called party.

When a Telephone Company tandem switch performs the query on behalf of the N-1 carrier, an SPNP Query-Tandem charge is applied whenever the call is to an NXX from which a DN has been ported.

When a Telephone Company end office switch performs the query on behalf of the N-1 carrier, an SPNP Query-End Office charge will apply when the called DN has ported out of the Telephone Company switch.

(2) SPNP Database Query

N-1 carriers may query the Telephone Company's SPNP database interconnecting with the Telephone Company's common channel signaling network as provided in Section 6 preceding (Common Channel Signaling/Signaling System 7 (CCS/SS7) Interconnection Service) of this tariff. This is an optional service.

(This page filed under Transmittal No. 23)

Issued: April 13, 2001

Effective: April 28, 2001

Vice President
2980 Fairview Park Drive, Falls Church, Virginia 22042

ACCESS SERVICE

13. Additional Engineering, Additional Labor and Miscellaneous Services
(Cont'd)13.3 Miscellaneous Services (Cont'd)13.3.16 Service Provider Number Portability (Cont'd)(C) Service Provider Number Portability Database Service
(SPNPDS) Service Application (Cont'd)(2) SPNP Database Query (Cont'd)

N-1 carriers may arrange in advance to query, via the common channel signaling network, the Telephone Company's SPNP database which contains information necessary to route calls to number portable NXX codes. When the necessary routing information has been returned from the SPNP database to the switch originating the query, call processing is resumed by the originating N-1 carrier, and the call is routed to the correct network switching element for completion to the called party. The N-1 carrier will be assessed a SPNP Database Query Charge on all queries to the SPNP Database.

(D) SPNPDS Service Provisioning(1) SPNPDS Provisioning

SPNP Database access is available in the Philadelphia and Washington LATAs. The database in Philadelphia LATA will provide LRN information on ported telephone numbers in the states of New Jersey, Pennsylvania, and Delaware. The database in the Washington LATA provides LRN information on ported telephone numbers in the states of Maryland, Virginia, and the District of Columbia. Customer requests for SPNP Database Query Service will be treated as projects. (D)

(2) Limitations

SPNP Database Service is to be used only on a call-by-call basis for routing calls to number portable NXX codes and cannot be used for purposes other than those functions described herein.

Information residing in the Telephone Company's SPNP database is protected from unauthorized access and may not be stored in a customer's database or elsewhere for any reason.

(This page filed under Transmittal No. 1094)

Issued: June 16, 2010

Effective: July 1, 2010

Vice President, Federal Regulatory
1300 I Street, NW, Washington, DC 20005

(T)
(T)

ACCESS SERVICE

13. Additional Engineering, Additional Labor and Miscellaneous Services
(Cont'd)13.3 Miscellaneous Services (Cont'd)13.3.16 Service Provider Number Portability (Cont'd)(D) SPNPDS Service Provisioning (Cont'd)(3) Network Management

The Telephone Company will administer its network to ensure the provision of acceptable service levels to all telecommunications users of the Telephone Company's network services.

The Telephone Company maintains the right to apply automated or manual protective controls which would generally be applied as a result of occurrences such as failure or overload of Telephone Company facilities, customer facilities, or other networks, natural disasters, mass calling, or national security demands.

(E) Rate Regulations

The rates and charges associated with SPNPDS which are "query" based will be billed monthly, based on recorded usage. For billing purposes, each month is considered to have thirty (30) days.

(1) Rate Elements

The following provides a list of the various SPNP rate elements.

- SPNP Query
 - Tandem
 - End Office
- SPNP Database Query
- SPNP Database Service Activation and/or Rearrangement
- Wireless SPNP Surcharge

(C)

(This page filed under Transmittal No. 483)

Issued: August 17, 2004

Effective: September 1, 2004

Vice President, Federal Regulatory
1300 I Street, NW, Washington, DC 20005

(T)
(T)

ACCESS SERVICE

13. Additional Engineering, Additional Labor and Miscellaneous Services
(Cont'd)13.3 Miscellaneous Services (Cont'd)13.3.16 Service Provider Number Portability (Cont'd)(E) Rate Regulations (Cont'd)(1) Rate Elements (Cont'd)(a) SPNP Query

The SPNP Query rate element provides for the identification of the LRN information associated with the directory number including transport of the query to and from the database. This charge is assessed at either a Tandem or End Office rate depending on where the query was launched.

- (1) SPNP Query - Tandem Query Charges are assessed to each non-queried call delivered at the Telephone Company Tandem to numbers in NXXs from which a DN has ported. This charge is also assessed when the N-1 carrier delivers calls to other LECs through a Telephone Company Tandem.
- (2) SPNP Query - End Office Query Charges are assessed to each non-queried call to a Directory Number that has been ported out of a Telephone Company end office switch, and the end office switch performs the query.
- (3) The SPNP Database Query rate element provides for the identification of the LRN associated with the directory number being queried including transport from the Telephone Company STP to the SPNP database (this service is provided in connection with CCS/SS7 Interconnection Service described in Section 6 preceding). This charge will be assessed to each query made to the SPNP Database.

(This page filed under Transmittal No. 23)

Issued: April 13, 2001

Effective: April 28, 2001

Vice President
2980 Fairview Park Drive, Falls Church, Virginia 22042

ACCESS SERVICE

13. Additional Engineering, Additional Labor and Miscellaneous Services
(Cont'd)13.3 Miscellaneous Services (Cont'd)13.3.16 Service Provider Number Portability (Cont'd)(E) Rate Regulations (Cont'd)(1) Rate Elements (Cont'd)(b) Nonrecurring Charges

Nonrecurring charges are one-time charges that apply for a specific work activity. These nonrecurring charges are applicable for the installation of the service and for rearrangements of the service. In addition, an Access Order Charge will apply to the SPNP Database Query Service, as shown in Section 5 preceding.

(1) SPNPDS Activation and/or Rearrangement Charge

A nonrecurring charge applies for the translation of the signaling point code as applicable to the SPNP Database Query.

(c) Wireless SPNP Surcharge

The Wireless SPNP Surcharge recovers Telephone Company incremental costs directly related to providing long term wireless number portability. It is billed on a monthly basis to all Telephone Company end users, line side access customers, unbundled switch port customers, and resale customers, except for those customers who participate in the Lifeline Assistance Program. This surcharge will be recovered over 6 months commencing September 1, 2004, and ending February 28, 2005.

The Wireless SPNP Surcharge will apply to lines, PBX trunks and ISDN PRI. The PBX trunk charge is equivalent to 9 line charges, and the ISDN PRI charge is equivalent to 5 line charges.

(C)

(C)

(C)

(C)

(This page filed under Transmittal No. 483)

Issued: August 17, 2004

Effective: September 1, 2004

Vice President, Federal Regulatory
1300 I Street, NW, Washington, DC 20005

(T)

(T)

ACCESS SERVICE

13. Additional Engineering, Additional Labor and Miscellaneous Services
(Cont'd)13.3 Miscellaneous Services (Cont'd)13.3.16 Service Provider Number Portability (Cont'd)(F) Rates and Charges

	<u>Rate Per Query</u>
SPNP Query	
- Tandem	\$.000926
- End Office	\$.000926
SPNP Database Query	\$.000648

	<u>Nonrecurring Charge</u>
SPNPDS Service Activation and/or Rearrangement	\$102.35

	<u>Monthly Charge</u>
Wireless SPNP Surcharge*	
- Per Line	\$0.21
- Per PBX Trunk	1.89
- Per ISDN PRI	1.05

(C)
|
(C)*To be recovered over 6 months commencing September 1, 2004 and ending
February 28, 2005.(C)
(C)

(This page filed under Transmittal No. 483)

Issued: August 17, 2004

Effective: September 1, 2004

Vice President, Federal Regulatory
1300 I Street, NW, Washington, DC 20005(T)
(T)

ACCESS SERVICE

13. Additional Engineering, Additional Labor and Miscellaneous Services
(Cont'd)13.3 Miscellaneous Services (Cont'd)13.3.17 Long Distance Trouble Management Services (LDTMS)

(A) Service Description

LDTMS enables a participating Interexchange Carrier (IC) to receive, from the Telephone Company, specific trouble ticket information. This is accomplished by having information delivered electronically to a designated directory within a server owned and maintained by the Telephone Company. Each subscribing IC will have its own dedicated directory from which it can download its customers' trouble reports. The customer reporting the trouble must have as his/her Primary Interexchange Carrier (PIC) the IC that ordered LDTMS. ILP PICs (IntraLATA Presubscription Primary Interexchange Carriers) and/or ISP PICs (Intrastate Presubscription Primary Interexchange Carriers) are ineligible for LDTMS.

LDTMS supports the delivery of trouble reports related to certain switched access, special access, toll free, ATM, Frame Relay, calling card and operator-assisted services. For certain special access services, at least one end of the circuit must originate or terminate within the Telephone Company's operating region. For certain switched access or toll free services, the customer may or may not be presubscribed to the Telephone Company for local retail services, but must have as his/her Primary Interexchange Carrier (PIC) the IC that ordered LDTMS.

If, during a telephone contact between the Telephone Company's repair personnel and an IC's customer, it is determined that a trouble resides in the IC's network, the customer is informed that the ticket will be electronically delivered to his/her IC for full resolution. At that time, the IC's customer is also informed that his/her IC will contact him/her within one hour and provide a status report on the trouble. Telephone Company personnel will answer all repair calls using the Telephone Company brand name.

(This page filed under Transmittal No. 23)

Issued: April 13, 2001

Effective: April 28, 2001

Vice President
2980 Fairview Park Drive, Falls Church, Virginia 22042

ACCESS SERVICE

13. Additional Engineering, Additional Labor and Miscellaneous Services
(Cont'd)13.3 Miscellaneous Services (Cont'd)13.3.17 Long Distance Trouble Management Services (LDTMS) (Cont'd)

(A) Service Description (Cont'd)

LDTMS will be provided on a negotiated interval basis, which will include joint-acceptance testing. LDTMS will be offered to all states covered by this tariff. The Telephone Company reserves the right to determine geographic availability, terms and conditions of the service. If the PIC for the customer has not subscribed to LDTMS, that customer will be treated in accordance with current operating procedures.

(B) Undertaking of the Telephone Company

Before delivering the ticket, the Telephone Company will inform the customer that he/she will be called back by his/her IC within one hour. On a subsequent call, the Telephone Company will inform the customer that he/she will be called back within thirty minutes. Also, if requested by the customer, the Telephone Company will obtain a status or provide the telephone number of the IC.

The Telephone Company will be responsible for providing the IC all the information needed to establish an LDTMS account and to access its directory within the Telephone Company server. The Telephone Company will also control the format of the information, access to the network components up to and including the server, and the information that will be available to the IC within its directory.

(C) Obligations of the IC

Each IC is obligated to call their customer within one hour of receiving the trouble and to provide the customer with a status report. On a subsequent call, the IC is obligated to contact their customer within thirty minutes. Each IC will be solely responsible for the development of its own operation support systems that interface with the Telephone Company's server. Each IC will also be solely responsible for meeting the interface standards and requirements as set by the Telephone Company.

(This page filed under Transmittal No. 23)

Issued: April 13, 2001

Effective: April 28, 2001

Vice President
2980 Fairview Park Drive, Falls Church, Virginia 22042

ACCESS SERVICE

13. Additional Engineering, Additional Labor and Miscellaneous Services
(Cont'd)13.3 Miscellaneous Services (Cont'd)13.3.17 Long Distance Trouble Management Services (LDTMS) (Cont'd)

(D) Rate Regulations

A monthly recurring rate will apply to each participating IC for every month or fraction thereof that LDTMS is provided. No charges will apply to an IC's customer.

(E) Rates and Charges

	<u>USOC</u>	<u>Monthly Rate</u>
Long Distance Trouble Management Services (LDTMS)	WTR	\$15,400.00

(This page filed under Transmittal No. 23)

Issued: April 13, 2001

Effective: April 28, 2001

Vice President
2980 Fairview Park Drive, Falls Church, Virginia 22042

ACCESS SERVICE

14. Operating Territory of the Verizon Telephone Companies

The operating territory of the Verizon Telephone Companies is comprised of the operating territories of Verizon Delaware LLC, Verizon Maryland LLC, Verizon New Jersey Inc., Verizon Pennsylvania LLC, Verizon Virginia LLC, and Verizon Washington, D.C. as defined following. (T)

14.1 Operating Territory of Verizon Pennsylvania LLC and Verizon Delaware LLC (T)

14.1.1 The operating territory of Verizon Pennsylvania LLC and Verizon Delaware LLC is comprised of the entire state of Delaware and the following locations, defined as rate centers, for the state of Pennsylvania, except for interstate corridor service. (T)

<u>Pennsylvania</u>		
<u>Rate Center</u>	<u>Rate Center</u>	<u>Rate Center</u>
Alexandria	Cherry Tree	Girardville
Aliquippa	Chester Springs	Glen Campbell
Allentown (Len. Co.)	Clairton	Glenmoore
Altoona	Clarion	Glenwillard
Ambridge	Claysville	Green Lane
Annville	Clearfield	Greensburg
Ashland (Schuyl. Co.)	Clymer	Greenville
Austin	Coatesville	Grove City
Avella	Collegeville	Halifax
Avis	Connellsville	Hamburg
Avondale (Ches. Co.)	Coudersport	Hamlin (Wayne Co.)
Baden	Cresco	Harleysville
Barnesboro	Cresson	Harrisburg
Bath	Curwensville	Hastings
Beaver Falls	Danville	Hawley
Bedminster	Dauphin	Hazleton
Bellefonte	Dawson	Hellertown
Belle Vernon	Derry	Herminie
Bellwood	Donora	Hollidaysburg
Berwick	Downingtown	Homer City
Bessemer	Doylestown	Honesdale
Bethlehem	Dublin	Honey Brook (Ches. Co.)
Black Lick	DuBois	Hookstown
Blairsville	Eagle (Ches. Co.)	Houtzdale
Bloomsburg	Easton	Hummelstown
Boalsburg	East Palestine	Huntingdon
Bolivar	Ebensburg	Imperial
Bradford	Eldred	Indiana
Brownsville	Elizabeth	Jeannette
Buckingham	Ellwood City	Jermyn
Burgettstown	Elysburg	Jersey Shore
Bushkill	Endeavor	Jim Thorpe
California	Exton	Kane
Canonsburg	Fairchance	Kemblesville
Carbondale	Farmington	Kennett Square
Carrolltown	Fayette City	Kingston
Carversville	Finleyville	Kulpmont
Catasauqua	(Wash. Co.)	Kutztown (Berks Co.)
Catawissa	Fleetwood	Lake Ariel
Center Point	Frackville	Lake Como
Centre Hall	Freeland	Lancaster
Charleroi	Frenchville	Landenberg
	Galeton	

(This page filed under Transmittal No. 1240)

Issued: May 24, 2013

Effective: June 8, 2013

Vice President, Federal Regulatory
1300 I Street, NW, Washington, D.C. 20005

ACCESS SERVICE

14. Operating Territory of the Verizon Telephone Companies (Cont'd)14.1 Operating Territory of Verizon Pennsylvania LLC and Verizon Delaware LLC (Cont'd) (T)

14.1.1 (Cont'd)

Pennsylvania (Cont'd)

<u>Rate Center</u>	<u>Rate Center</u>	<u>Rate Center</u>
Landisville	Mount Gretna	Zone 11
Lansdale	Mount Jewett	Zone 12
Latrobe	Mount Pleasant	Zone 13
Lebanon	(Wstmld. Co.)	Zone 14
Leeper	Mount Pocono	Zone 17
Lehighton	Mount Union	Zone 21
Lenape	Mountaintop	Zone 22
Lewistown (Miff Co.)	Nanticoke	Zone 23
Ligonier	Nazareth	Zone 24
Line Lexington	Nesquehoning	Zone 25
Lock Haven	New Castle	Zone 26
Lords Valley	New Florence	Zone 28
Lowellville	New Hope	Zone 29
Ludlow	New Kensington	Zone 30
Mahaffey	New Philadelphia	Zone 31
Mahanoy City	New Salem	Zone 32
Marchand	Newfoundland	Zone 33
Marienville	Newtown (Bucks Co.)	Zone 34
Marion Center	North Wales	Zone 37
Masontown	Northampton	Zone 38
McAdoo	Northumberland	Zone 39
McClellandtown	Numidia	Zone 40
McDonald	Oakdale	Zone 41
McMurray	(Alleg. Co.)	Zone 42
McVeytown	Olyphant	Zone 43
Mechanicsburg	Orwigsburg	Zone 44
(Cumb. Co.)	Osceola Mills	Zone 45
Mendenhall	Oxford	Philipsburg
Mercer	Palmyra	Phoenixville
Middletown	Paris	PITTSBURGH
(Dauph. Co.)	Parkesburg	Zone 1
Midland	Parkwood	Zone 2
Millersville	Patton	Zone 3
Millheim	Pennsburg	Zone 4
Millville	Perkasie	Zone 5
Milton	Perryopolis	Zone 6
Minersville	PHILADELPHIA	Zone 7
Monessen	Zone 1	PITTSBURGH SUBURBAN
Monongahela	Zone 2	Zone 10
Moosic	Zone 3	
Morrisville	Zone 8	
(Bucks Co.)	Zone 4	
Mortonville	PHILADELPHIA	
Moscow	SUBURBAN ZONES	
Mount Carmel	Zone 10	

(Issued under Transmittal No. 1240)

Issued: May 24, 2013

Effective: June 8, 2013

Vice President, Federal Regulatory
1300 I Street, NW, Washington, D.C. 20005

ACCESS SERVICE

14. Operating Territory of the Verizon Telephone Companies (Cont'd)14.1 Operating Territory of Verizon Pennsylvania LLC and Verizon Delaware LLC (Cont'd) (T)

14.1.1 (Cont'd)

Pennsylvania (Cont'd)

<u>Rate Center</u>	<u>Rate Center</u>	<u>Rate Center</u>
PITTSBURGH SUBURBAN	Schuylkill Haven	Warren
ZONES (Cont'd)	Schwenksville	Washington
Zone 11	Scottdale	Washingtonville
Zone 12	Scranton	Weatherly
Zone 13	Shamokin	West Alexander
Zone 14	Sharon	West Chester
Zone 15	Sharpsville	West Grove
Zone 16	Shenandoah	West Middlesex
Zone 17	Slatington	West Newton
Zone 18	Smethport	Westtown
Zone 19	Smithfield (Fay. Co.)	White Haven
Zone 20	Smiths Ferry	Wilkes-Barre
Zone 21	Smock	Williamsport
Zone 22	Snow Shoe	Winburne
Zone 23	Souderton	Woolrich
Pittston	Springdale	Wycombe
Plumsteadville	Spring Mills	Wyoming
Plymouth	(Cen. Co.)	Yardley
Point Marion	Springtown	Youngsville
Portage	State College	Zelienople
Port Allegany	Steelton	
Pottstown	Strasburg	
Pottsville	Stroudsburg	
Pughtown	Sugar Grove	
Punxsutawney	Sunbury	
Quakertown	Sykesville	
Reading	Tamaqua	
Renovo	Tarentum	
Republic	Taylor	
Rew	Tidioute	
Reynoldsville	Tionesta	
Riegelsville	Tyron	
Rochester	Ulysses	
Roulette	Uniontown (Fay. Co.)	
Royersford	Unionville (Ches. Co.)	
Russell	Upper Black Eddy	
Saint Clair	Wallenpaupack	
Saxton	Wampum	

(This page filed under Transmittal No. 1240)

Issued: May 24, 2013

Effective: June 8, 2013

Vice President, Federal Regulatory (T)
1300 I Street, NW, Washington, D.C. 20005 (T)

ACCESS SERVICE

14. Operating Territory of the Verizon Telephone Companies (Cont'd)14.1 Operating Territory of Verizon Pennsylvania LLC and Verizon Delaware LLC (Cont'd) (T)

14.1.2 The operating territory of the Telephone Company for interstate corridor service between Pennsylvania and New Jersey is defined to be between the rate centers listed below.

14.1.2(A) Pennsylvania - LATA Philadelphia Pennsylvania NPA 215 and NPA 610

NPA 215		NPA 610	
<u>Rate Center</u>	<u>Rate Center</u>	<u>Rate Center</u>	<u>Rate Center</u>
Bedminster	Philadelphia	Avondale	Zone 12
Buckingham	Suburban Zones:	(Chester Co.)	Zone 13
Carversville	Zone 32	Center Point	Zone 14
Doylestown	Zone 33	Chester Springs	Zone 17
Dublin	Zone 34	Coatesville	Zone 21
Glenmoore	Zone 37	Collegeville	Zone 22
Green Lane	Zone 38	Downingtown	Zone 23
Harleysville	Zone 39	Eagle (Chester Co.)	Zone 24
Lansdale	Zone 40	Exton	Zone 25
Line Lexington	Zone 41	Honey Brook	Zone 26
Morrisville	Zone 42	(Chester Co.)	Zone 28
New Hope	Zone 43	Kemblesville	Zone 29
Newtown (Bucks Co.)	Zone 44	Kennett Square	Zone 30
North Wales	Zone 45	Landenberg	Zone 31
Pennsburg	Plumsteadville	Lenape	Phoenixville
Perkasie	Quakertown	Mendenhall	Pottstown
Philadelphia	Souderton	Mortonville	Pughtown
(Zoned City)	Upper Black Eddy	Oxford	Riegelsville
Master Zone	Wycombe	Parkesburg	Royersford
City Zones:	Yardley	Philadelphia	Schwenksville
Zone 1		Suburban Zones	Springtown
Zone 2		Zone 10	Unionville
Zone 3		Zone 11	(Chester Co.)
Zone 4			West Chester
			West Grove
			Westtown

14.1.2(B) New Jersey - LATA Delaware Valley NPA 609

<u>Rate Center</u>	<u>Rate Center</u>	<u>Rate Center</u>
Beaver Brook	Glassboro	Paulsboro
Berlin	Gloucester	Pembertown
Blackwood	Haddonfield	Pitman
Bordentown	Haddon Heights	Riverside
Burlington	Laurel Springs	Riverton
Camden	Marlton	Swedesboro
Collingswood	Medford	Vincentown
Florence	Merchantville	Wenonah
(Burlington Co.)	Moorestown	Williamstown
Fort Dix	Mount Holly	Woodbury
Franklinville	Mullica Hill	

(This page filed under Transmittal No. 1240)

Issued: May 24, 2013

Effective: June 8, 2013

Vice President, Federal Regulatory
1300 I Street, NW, Washington, D.C. 20005

ACCESS SERVICE

14. Operating Territory of the Verizon Telephone Companies (Cont'd)

14.2 The operating territory of Verizon Maryland LLC, Verizon Virginia (T)
LLC, and Verizon Washington, D.C. Inc. is comprised of the following
locations defined by the names of rate centers.

14.2.1 District of Columbia

Washington, D.C.

14.2.2 State of Maryland

Aberdeen	Cockeysville	Hagerstown
Accident	Columbia	Hampstead
Annapolis	Crisfield	Hancock
Arbutus	Crofton	Havre De Grace
Armiger-	Cumberland	Highfield
Gibson Island		Hillsboro
Ashton	Damascus	Hughesville
Baltimore	Darlington	Hurlock
Bel Air	Deal Island	Hyattsville
Berlin	Delmar	
Berwyn	Denton	Indian Head
Bethesda	Dundalk	
Bishopville		Jarrettsville
Bittinger	Easton	
Bowie-Glenn Dale	Edgewood	Keedysville
Brandywine	Elkridge	Kensington
Brooklyn Park-	Elkton	Kitzmiller
Linthicum	Ellicott City	
Brunswick	Essex	Laurel
Buckeystown		Layhill
	Fallston	Leonardtwn
Cambridge	Federalburg	Lexington Park-
Capitol Heights	Flintstone	Great Mills
Cardiff	Fork	Lonaconing
Catonsville	Frederick	
Cecilton	Friendsville	Marion
Centreville	Frostburg	Marlboro
Chase		McCoole
Chesapeake City	Gaithersburg	Mechanicsville
Chestertown	Galena	Middletown
Church Hill	Glen Burnie	Millersville
Churchville	Glenwood	Millington
Clear Spring	Grantsville	Mount Airy
Clinton	Greensboro	Mount Savage

(This page filed under Transmittal No. 1240)

Issued: May 24, 2013

Effective: June 8, 2013

Vice President, Federal Regulatory
1300 I Street, NW, Washington, DC 20005

ACCESS SERVICE

14. Operating Territory of the Verizon Telephone Companies (Cont'd)

14.2 (Cont'd)

14.2.2 State of Maryland (Cont'd)

Myersville	Rockville	Waldorf
Nanjemoy	St. Michaels	Walkersville
Nanticoke		Warwick
New Market	Salisbury	Waterloo
New Windsor	Severn	Westernport
North Beach	Severna Park	West River
North East	Sharptown	Westminster
	Sherwood Forest	Willards
Oakland	Silver Run	Williamsport
Ocean City	Silver Spring	Wingate
Odenton	Smith Island	Woodlawn
Oldtown	Smithsburg	Worthington
Oxford	Snow Hill	
Oxon Hill	Solomons	
	Sparks-Glencoe	
Parkton	Sparrows Point	
Parkville	Stevensville	
Perryville	Stewartstown	
Pikesville	Still Pond	
Pocomoke	Sudlersville	
Poolesville	Sykesville	
Port Deposit		
Preston	Taneytown	
Prince Frederick	Thurmont	
Princess Anne	Tilghman	
	Tompkinsville	
Queenstown	Towson	
	Trappe	
Randallstown		
Reisterstown	Union Bridge	
Ridge		
Ridgely	Vienna	
Rock Hall		

(This page filed under Transmittal No. 23)

Issued: April 13, 2001

Effective: April 28, 2001

Vice President
2980 Fairview Park Drive, Falls Church, Virginia 22042

ACCESS SERVICE

14. Operating Territory of the Verizon Telephone Companies (Cont'd)

14.2 (Cont'd)

14.2.3 State of Virginia

Alexandria-Arlington	Eastville	Norfolk-Virginia
Appalachia	Elkwallow	Beach
Ashland	Engleside	Norton
		Onancock
Bedford	Fairfax-Vienna	Orange
Belle Haven	Falls Church-McLean	
Bent Mountain	Fife	Panorama
Berryville	Fredericksburg	Parksley
Bethia		Pearisburg
Big Island	Gainesboro	Peninsula
Big Meadows	Goochland	Pennington Gap
Big Stone Gap	Gordonsville	Petersburg
Blacksburg	Gore	Piney River
Bluemont	Greenwood	Poquoson
Boyce		Portsmouth
Braddock	Hampton	Pound
Brokenburg	Hartwood	Powhatan
Buchanan	Haysi	Providence Forge
	Herndon	Pulaski
Calverton	Honaker	
Cape Charles	Hopewell	Radford
Cartersville		Remington
Catoctin	Jonesville	Richmond
Charles Cty		Roanoke
Chatham	Lebanon	Rockville
Chester	Lee	
Chincoteague	Leesburg	St. Charles
Christiansburg	Lewis Mountain	St. Paul
Clinchco	Louisa	
Clintwood	Lovingston	Salem
Clover	Lynchburg	Sandston
Coeburn		Shawsville
Concord	Madison	Shenandoah Park
Craigsville	Manakin	Skyland
Criglersville	Marshall	Sperryville
	McKenney	Spotsylvania (D)
Culpeper	Mechanicsville	Staunton
Cumberland	Middleburg	Stephens City
Cumberland Gap	Midlothian	Stone Mountain
	Mineral	Suffolk
Dante	Montvale	
Danville	Mount Gilead	Tangier
Davenport		Temperanceville
Dinwiddie	Narrows	
Dublin	Newport News	

(This page filed under Transmittal No. 1094)

Issued: June 16, 2010

Effective: July 1, 2010

Vice President, Federal Regulatory
1300 I Street, NW, Washington, DC 20005(T)
(T)

ACCESS SERVICE

14. Operating Territory of the Verizon Telephone Companies (Cont'd)

14.2 (Cont'd)

14.2.3 State of Virginia (Cont'd)

The Plains

Toano

Unionville

Upperville

Varina

Warrenton

Waverly

West Point

Whaleyville

Williamsburg

Winchester

Wise

(D)

(D)

(This page filed under Transmittal No. 1094)

Issued: June 16, 2010

Effective: July 1, 2010

Vice President, Federal Regulatory
1300 I Street, NW, Washington, DC 20005

(T)

(T)

ACCESS SERVICE

14. Operating Territory of the Verizon Telephone Companies (Cont'd)

14.2 (Cont'd)

(D)

(D)

(This page filed under Transmittal No. 1094)

Issued: June 16, 2010

Effective: July 1, 2010

Vice President, Federal Regulatory
1300 I Street, NW, Washington, DC 20005

(T)
(T)

ACCESS SERVICE

14. Operating Territory of the Verizon Telephone Companies (Cont'd)14.3 Operating Territory of Verizon New Jersey Inc.

14.3.1 The operating territory of Verizon New Jersey Inc. is comprised of the entire state of New Jersey and the following locations, defined by the names of rate centers, for the state of New Jersey except for interstate corridor service.

<u>Rate Center</u>	<u>Rate Center</u>	<u>Rate Center</u>
Allentown	Cape May Court House	Glassboro
Asbury Park	Carteret	Gloucester
Atlantic City	Cedarville	
Atlantic Highlands	Chatham	Hackensack
Avalon	Cliffside	Hackettstown
	Closter	Haddonfield
Barneget	Collingswood	Haddon Heights
Bayonne	Cragmere	Hammonton
Beach Haven	Cranbury	Hasbrouck Heights
Beaver Brook	Cranford	Hawthorne
Belleville		Hightstown
Belmar	Deal	Holmdel
(Monmouth Co.)	Dennisville	Hopatcong
Berlin	Dover	Hopewell
		(Mercer Co.)
Bernardsville	Dumont	
Blackwood	Dunellen	Jamesburg
Bloomfield		Jersey City
Boonton	East Millstone	
Bordentown	Eatontown	Keansburg
Bound Brook	Egg Harbor	Kearny
Bridgeton	Elizabeth	Keyport
Brigantine	Elmer	
Burlington	Englewood	Lakehurst
Butler	Englishtown	Lakewood
	Erskine Lakes	Lambertville
Caldwell	Ewing	Laurel Springs
Camden		Lawrenceville
	Fair Lawn	Leonia
	Fanwood	Linden
	Farmingdale	Little Falls
	Florence	Livingston
	(Burlington Co.)	Long Branch
	Fort Dix	
	Franklin Park	
	Franklinville	
	Freehold	

(This page filed under Transmittal No. 23)

Issued: April 13, 2001

Effective: April 28, 2001

Vice President
2980 Fairview Park Drive, Falls Church, Virginia 22042

ACCESS SERVICE

14. Operating Territory of the Verizon Telephone Companies (Cont'd)

14.3 (Cont'd)

14.3.1 (Cont'd)

<u>Rate Center</u>	<u>Rate Center</u>	<u>Rate Center</u>
Madison	Oakland	Salem
Manasquan	Ocean City	Sea Isle City
Marlton	Oradell	Seaside Park
Matawan	Orange	Somers Point
Mays Landing		Somerville
Medford	Park Ridge	South Amboy
Mendham	Passaic South Orange	
Mercerville	Paterson	South River
Merchantville	Paulsboro	Spring Lake
Metuchen	Peapack	Stroudsburg
Middletown	Pemberton	Succasunna
Milford	Pennington	Summit
Millburn	Penns Grove	Swedesboro
Millington	Perth Amboy	
Millville	Phillipsburg	Teaneck
Milmay	Pitman	Toms River
Monmouth Junction	Plainfield	Trenton
Moorestown	Plainsboro	Tuckahoe
Morristown	Pleasantville	Tuckerton
Mountain View	Point Pleasant	
Mount Freedom	Pompton Lakes	Union City
Mount Holly	Port Norris	Unionville
Mullica Hill	Princeton	
		Verona
Neshanic	Rahway	Vincentown
Netcong	Ramsey	Vineland
Newark	Red Bank	
New Brunswick	Ridgewood	Washington
New Egypt	Riverside	Wenonah
Newfoundland	Riverton	Westfield
Nutley	Rockaway	West Milford
	Roselle	Westwood
	Rutherford	Whippany
		Wildwood
		Williamstown
		Woodbridge
		Woodbury
		Woodstown
		Wyckoff

(This page filed under Transmittal No. 23)

Issued: April 13, 2001

Effective: April 28, 2001

Vice President
2980 Fairview Park Drive, Falls Church, Virginia 22042

ACCESS SERVICE

14. Operating Territory of the Verizon Telephone Companies (Cont'd)

14.3 (Cont'd)

14.3.2 The operating territory of the Telephone Company for interstate "corridor" service between New Jersey and New York is defined to be between the rate centers listed below.

14.3.2(A) New Jersey - LATA North Jersey NPAs 201, 732, 973, and 908

NPA 201		NPA 732
<u>Rate Center</u>	<u>Rate Center</u>	<u>Rate Center</u>
Bayonne	Oakland	Linden
Cliffside	Oradell	Rahway
Closter	Park Ridge	
Cragmere	Ramsey	
Dumont	Ridgewood	
Englewood	Rutherford	
Fair Lawn	Teaneck	
Hackensack	Union City	
Hasbrouck	Westwood	
Heights	Wyckoff	
Jersey City		
Kearny		
Leonia		

(This page filed under Transmittal No. 23)

Issued: April 13, 2001

Effective: April 28, 2001

Vice President
2980 Fairview Park Drive, Falls Church, Virginia 22042

ACCESS SERVICE

14. Operating Territory of the Verizon Telephone Companies (Cont'd)

14.3 (Cont'd)

14.3.2 The operating territory of the Telephone Company for interstate "corridor" service between New Jersey and New York is defined to be between the rate centers listed below. (Cont'd)

14.3.2(A) New Jersey - LATA North Jersey NPAs 201, 732, 973, and 908 (Cont'd)

<u>NPA 973</u>		<u>NPA 908</u>	
<u>Rate Center</u>	<u>Rate Center</u>	<u>Rate Center</u>	
Belleville	Mountain View	Cranford	
Bloomfield	Newark	Elizabeth	
Butler	Newfoundland	Fanwood	
Caldwell	Nutley	Linden	(C)
Erskine Lakes	Orange	Plainfield	
Hawthorne	Passaic	Roselle	
Little Falls	Paterson	Summit	
Livingston	Pompton Lakes	Unionville	
Millburn	South Orange	(Union Co.)	
	Verona	Westfield	
	West Milford		

14.3.2(B) New York - LATA New York Metropolitan NPAs 212, 347, 646, 718 and 917 (C)
(C)

New York City
(Zoned City)
Master Zone

<u>NPA 212/646/917</u>	<u>NPA 347/718</u>	
City Zones		(C)
Zone 1		
Zone 2		(C)
Zone 3	Zone 6	
Zone 4	Zone 7	(C)
Zone 5	Zone 8	(C)
	Zone 9	
	Zone 10	
	Zone 11	
	Zone 12	
	Zone 13	
	Zone 14	
	Zone 15	

(This page filed under Transmittal No. 1018)

Issued: May 28, 2009

Effective: June 12, 2009

Vice President, Federal Regulatory
1300 I Street, NW, Washington, DC 20005

(T)
(T)

ACCESS SERVICE

14. Operating Territory of the Verizon Telephone Companies (Cont'd)

14.3 (Cont'd)

14.3.3 The operating territory of the Telephone Company for interstate "corridor" service between New Jersey and Pennsylvania is defined to be between the rate centers listed below.

14.3.3(A) New Jersey - LATA Delaware Valley NPA 609

<u>Rate Center</u>	<u>Rate Center</u>	<u>Rate Center</u>
Beaver Brook	Haddonfield	Riverside
Berlin	Haddon Heights	Riverton
Blackwood	Laurel Springs	Swedesboro
Bordentown	Marlton	Vincentown
Burlington	Medford	Wenonah
Camden	Merchantville	Williamstown
Collingswood	Moorestown	Woodbury
Florence	Mount Holly	
(Burl. Co.)	Mullica Hill	
Fort Dix	Paulsboro	
Franklinville	Pemberton	
Glassboro	Pitman	
Gloucester		

14.3.3(B) Pennsylvania - LATA Philadelphia Pennsylvania
NPA 215 and NPA 610

<u>NPA 215</u>		<u>NPA 610</u>	
<u>Rate Center</u>	<u>Rate Center</u>	<u>Rate Center</u>	<u>Rate Center</u>
Bedminster	Philadelphia	Avondale	Zone 12
Buckingham	Suburban Zones:	(Chester Co.)	Zone 13
Carversville	Zone 32	Center Point	Zone 14
Doylestown	Zone 33	Chester Springs	Zone 17
Dublin	Zone 34	Coatesville	Zone 21
Glenmoore	Zone 37	Collegeville	Zone 22
Green Lane	Zone 38	Downingtown	Zone 23
Harleysville	Zone 39	Eagle (Chester Co.)	Zone 24
Lansdale	Zone 40	Exton	Zone 25
Line Lexington	Zone 41	Honey Brook	Zone 26
Morrisville	Zone 42	(Chester Co.)	Zone 28
New Hope	Zone 43	Kemblesville	Zone 29
Newtown (Bucks Co.)	Zone 44	Kennett Square	Zone 30
North Wales	Zone 45	Landenberg	Zone 31
Pennsburg	Plumsteadville	Lenape	Phoenixville
Perkasie	Quakertown	Mendenhall	Pottstown
Philadelphia	Souderton	Mortonville	Pughtown
(Zoned City)	Upper Black Eddy	Oxford	Riegelsville
Master Zone	Wycombe	Parkesburg	Royersford
City Zones:	Yardley	Philadelphia	Schwenksville
Zone 1		Suburban Zones:	Springtown
Zone 2		Zone 10	Unionville
Zone 3		Zone 11	(Chester Co.)
Zone 4			West Chester
			West Grove
			Westtown

(This page filed under Transmittal No. 23)

Issued: April 13, 2001

Effective: April 28, 2001

Vice President
2980 Fairview Park Drive, Falls Church, Virginia 22042

ACCESS SERVICE

14. Operating Territory of the Verizon Telephone Companies (Cont'd)14.4 Tandem Access Sectorization Area (TASA)

A TASA is a breakdown into geographic sections of the areas served by access tandem switches.

A. District of Columbia

1. Washington LATA
Washington, D.C.
Maryland Suburban
Southern Maryland
Northern Virginia

B. State of Maryland

1. Baltimore LATA
Baltimore
Southern
Northeast
Westminster
Annapolis
Prince Frederick

C. State of New Jersey

1. North Jersey LATA
Cedar Knolls
Newark
New Brunswick
Rochelle Park
2. Delaware Valley LATA
Trenton
Camden

(This page filed under Transmittal No. 23)

Issued: April 13, 2001

Effective: April 28, 2001

Vice President
2980 Fairview Park Drive, Falls Church, Virginia 22042

ACCESS SERVICE

14. Operating Territory of the Verizon Telephone Companies (Cont'd)

14.4 Tandem Access Sectorization Area (TASA) (Cont'd)

D. State of Pennsylvania

1. Capital LATA
Harrisburg
Lancaster
2. Philadelphia LATA
Philadelphia City
Philadelphia Outcity - North
Philadelphia Outcity - South
Allentown
Reading
Delaware - North
Delaware - South
3. Pittsburgh LATA
Pittsburgh South
Pittsburgh North
Uniontown
Sharon
Greensburg

E. State of Virginia

1. Norfolk LATA
Norfolk
Newport News
Onancock

(This page filed under Transmittal No. 23)

Issued: April 13, 2001

Effective: April 28, 2001

Vice President
2980 Fairview Park Drive, Falls Church, Virginia 22042

ACCESS SERVICE

14. Operating Territory of the Verizon Telephone Companies (Cont'd)

14.5 Access Tandems for use with TAS

- A. District of Columbia
Washington Tandem
- B. State of Maryland
Baltimore Tandem
Annapolis Tandem
- C. State of New Jersey
Newark Tandem
Camden Tandem
- D. State of Pennsylvania
Harrisburg Tandem
Philadelphia Tandem
Pittsburgh Tandem
Fort Washington Tandem
Oakland Tandem
- E. State of Virginia
Norfolk Tandem

(This page filed under Transmittal No. 23)

Issued: April 13, 2001

Effective: April 28, 2001

Vice President
2980 Fairview Park Drive, Falls Church, Virginia 22042

ACCESS SERVICE

14. Operating Territory of the Verizon Telephone Companies (Cont'd)14.6 Rate Zones Wire Center Assignment

Each Telephone Company wire center has been assigned to a rate zone. Rate zones are applicable to services specified in Section 6 and Section 7 preceding. This table lists by jurisdiction wire centers assigned to Rate Zones 1, 2, and 3.

WIRE CENTER ZONE ASSIGNMENTS

<u>STATE</u>	<u>CLLI</u>	<u>NAME</u>	<u>RATE ZONE</u>
DC	WASHDCDN	DOWNTOWN	1
	WASHDCDP	DUPONT	1
	WASHDCGG	GEORGIA	1
	WASHDCGT	GEORGETOWN	1
	WASHDCMO	METRO	1
	WASHDCMT	MIDTOWN	1
	WASHDCSW	SOUTHWEST	1
	WASHDCWL	WOODLEY	1
	WASHDCLC	LINCOLN	2
	WASHDCAC	ANACOSTIA	3
	WASHDCBK	BROOKLAND	3
	WASHDCBN	BENNING	3
	WASHDCCH	CONGRESS HGHTS	3
	WASHDCSE	SOUTHEAST	3
DE	NWRKDENB	NEWARK	1
	WLMGDEWL	WILMINGTON	1
	DOVRDEDV	DOVER	2
	ANGLDEAN	ANGOLA	3
	BGVLDEBG	BRIDGEVILLE	3
	CMDNDECD	CAMDEN	3
	DGBODEDG	DAGSBORO	3
	DLMRDEDM	DELMAR	3
	FETNDEFE	FELTON	3
	FRDRDEFR	FREDERICA	3
	GMBODEGB	GUMBORO	3
	GNWDDEGN	GREENWOOD	3
	GRTWDEGR	GEORGETOWN	3
	HCKSDEHC	HOCKESSIN	3
	HLOKDEHL	HOLLY OAK	3
	HRTLDEHL	HARTLY	3
	HRTNDEHA	HARRINGTON	3
	LARLDELRL	LAUREL	3
	LEWSDELW	LEWES	3
	MDTWDEMT	MIDDLETOWN	3
	MLBODEMB	MILLSBORO	3
	MLFRDEMF	MILFORD	3
	MLTNDEML	MILTON	3
	MSTNDEMA	MARSHALLTON	3
	NWCSDENC	NEW CASTLE	3
	OCVWDEOC	OCEAN VIEW	3
	RHBHDERB	REHOBOTH	3
	SEFRDESF	SEAFORD	3
	SLVLDESV	SELBYVILLE	3
	SMYRDESM	SMYRNA	3
	TLVLDETV	TALLEYVILLE	3
	WLMGDEPR	PENN ROSE	3
	WRHLDEWH	WRANGLE HILL	3

(This page filed under Transmittal No. 23)

Issued: April 13, 2001

Effective: April 28, 2001

Vice President
2980 Fairview Park Drive, Falls Church, Virginia 22042

ACCESS SERVICE

14. Operating Territory of the Verizon Telephone Companies (Cont'd)14.6 Rate Zones Wire Center Assignment (Cont'd)

WIRE CENTER ZONE ASSIGNMENTS

<u>STATE</u>	<u>CLLI</u>	<u>NAME</u>	<u>RATE ZONE</u>
MD	ANNPMDAN	ANNAPOLIS	1
	BLTMMDCH	CHARLES STREET	1
	CHCHMDBE	BETHESDA	1
	CLMAMDCB	COLUMBIA	1
	ESTNMDES	EASTON	1
	FRDRMDFR	FREDERICK	1
	GTBGMDGB	GAITHERSBURG	1
	HGTWMDHG	HAGERSTOWN	1
	LARLMDLR	LAUREL	1
	RKVLMDMR	MONTROSE	1
	RKVLMDRV	ROCKVILLE	1
	SLBRMDSB	SALISBURY	1
	SLSPMDSS	SILVER SPRING	1
	TWSNMDTW	TOWSON	1
	WDRFMDWD	WALDORF	1
	BLARMDBL	BEL AIR	2
	BLTMMDUV	UNIVERSITY	2
	BLTMMDWL	WOLFE	2
	BLTMMDYK	YORK ROAD	2
	BTHSMDBD	BRADLEY	2
	BTHSMDWA	WOOD ACRES	2 *
	BTHSMDWW	WILDWOOD	2
	BTVLMDBV	BELTSVILLE	2
	CLPKMDBW	BERWYN	2
	CMLDMDCM	CUMBERLAND	2
	CYVLMDCK	COCKEYSVILLE	2
	CYVLMDDA	HUNT VALLEY	2
	EKTNMDEK	ELKTON	2
	ELCYMDEL	ELLICOTT CITY	2
	GLBRMDGL	GLEN BURNIE	2
	GMTWMDGN	GERMANTOWN	2
	HYVLMDHY	HYATTSVILLE	2
	LDVRMDLO	LANDOVER	2
	LNHMMDLN	LANHAM	2
	LXPKMDLX	LEXINGTON PARK	2
	PIVLMDPK	PIKESVILLE	2
	SLSPMDCV	COLESVILLE	2
	SLSPMDNB	NORBECK	2 *
	SLSPMDNW	NORTHWOOD	2 *
	STLDMDSL	SUITLAND	2
	WHTNMDWT	WHEATON	2
	ABRDMDAB	ABERDEEN	3
	ACDNMDAC	ACCIDENT	3
	ALTWMDAT	ALLENTOWN	3
	ARBTMDAR	ARBUTUS	3
	ARMGMDAR	ARMIGER	3

* This office was ranked in this zone based on contiguous criterion.

(This page filed under Transmittal No. 23)

Issued: April 13, 2001

Effective: April 28, 2001

Vice President
2980 Fairview Park Drive, Falls Church, Virginia 22042

ACCESS SERVICE

14. Operating Territory of the Verizon Telephone Companies (Cont'd)14.6 Rate Zones Wire Center Assignment (Cont'd)

WIRE CENTER ZONE ASSIGNMENTS

<u>STATE</u>	<u>CLLI</u>	<u>NAME</u>	<u>RATE ZONE</u>
MD	BADNMDBN	BADEN	3
	BCTWMDBT	BUCKEYSTOWN	3
	BLTMMDED	EDMONDSON	3
	BLTMMDFR	FRANKFORD	3
	BLTMMDHM	HAMILTON	3
	BLTMMDLB	LIBERTY	3
	BLTMMDMD	MADISON	3
	BLTMMDMS	MORGAN STATE	3
	BNBRMDBR	BAINBRIDGE	3
	BOWIMDBO	BOWIE	3
	BRHGMDBH	BRADDOCK HEIGHTS	3
	BRKLMDBK	BROOKLYN	3
	BRLNMDBL	BERLIN	3
	BRNDMDBE	BRANDYWINE	3
	BRRDMDBR	BRYANS ROAD	3
	BRWKMDBR	BRUNSWICK	3
	BSHPMDBP	BISHOP	3
	BTNRMDBR	BITTINGER	3
	CCHLMDCL	CHURCH HILL	3
	CCTNMDCL	CECILTON	3
	CCVLMDC	CHURCHVILLE	3
	CHASMDCH	CHASE	3
	CHCYMDCH	CHESAPEAKE CITY	3
	CHRTMDCH	CHESTERTOWN	3
	CLMAMDOB	OWEN BROWN	3
	CLMAMDSR	SNOWDEN RIVER	3
	CLSPMDCS	CLEAR SPRING	3
	CLTNMDCL	CLINTON	3
	CLVLMDC	CLARKSVILLE	3
	CMBRMDCM	CAMBRIDGE	3
	CNVLMDC	CENTREVILLE	3
	COTNMDCR	CROFTON	3
	CPHGMDCA	CENTRAL AVE	3
	CRDFMDCD	CARDIFF	3
	CRFDMDCR	CRISFIELD	3
	CSTWMDCR	CRESAPTOWN	3
	CTVLMDC	CATONSVILLE	3
	DLISMDDL	DEAL ISLAND	3
	DLMRMDDM	DELMAR	3
	DMSCMDDE	DAMASCUS	3
	DNDLMDDN	DUNDALK	3
	DNTNMDDT	DENTON	3
	DRCRMDDC	DORRS CORNER	3
	DRTNMDDR	DARLINGTON	3
	EDWMDDEG	EDGEWOOD	3
	EKRGMDEL	ELKRIDGE	3
	EKRGMDPK	PARKWAY	3
	EMBGMDM	EMMITSBURG	3

(This page filed under Transmittal No. 23)

Issued: April 13, 2001

Effective: April 28, 2001

Vice President
2980 Fairview Park Drive, Falls Church, Virginia 22042

ACCESS SERVICE

14. Operating Territory of the Verizon Telephone Companies (Cont'd)14.6 Rate Zones Wire Center Assignment (Cont'd)

WIRE CENTER ZONE ASSIGNMENTS

<u>STATE</u>	<u>CLLI</u>	<u>NAME</u>	<u>RATE ZONE</u>
MD	ESSXMDEX	ESSEX	3
	FALDMDFL	FAIRLAND	3
	FDBGMDFE	FEDERALSBURG	3
	FIVLMDFR	FRIENDSVILLE	3
	FLNTMDFS	FLINTSTONE	3
	FORKMDFK	FORK	3
	FPATMDFR	FRIENDSHIP	3
	FSBGMDFS	FROSTBURG	3
	FTWSMDCP	CHAPEL HILL	3
	GALNMDGL	GALENA	3
	GLVLM DGL	GALESVILLE	3
	GLWDM DGD	NEW GLENWOOD	3
	GNBOMDGR	GREENSBORO	3
	GTVLMDGR	GRANTSVILLE	3
	HDGRMDHV	HAVRE DE GRACE	3
	HGFLMDHF	HIGHFIELD	3
	HLBOMDTK	TUCKAHOE	3
	HLWMDMDHW	HOLLYWOOD	3
	HMNSMDRA	HARMANS	3
	HMPSMDHE	HAMPSTEAD	3
	HNCCMDHN	HANCOCK	3
	HONGMDHG	HONGA	3
	HLRCMDHL	HURLOCK	3
	HUVLMDHV	HUGHESVILLE	3
	HYVLMDCM	CHILLUM	3
	HYVLM DRI	RIGGS ROAD	3
	INHMDMDIN	INDIAN HEAD	3
	JRVLM DJE	JARRETTSVILLE	3
	KDVLMDKV	KEEDYSVILLE	3
	KTZMMDKM	KITZMILLER	3
	LNCNMDLN	LONACONING	3
	LNTWMDLT	LEONARDTOWN	3
	LPLTMDLA	LAPLATA	3
	MANRMDMN	MANOR	3
	MARNMDMA	MARION	3
	MAYOMDMY	MAYO	3
	MCHVMDMC	MECHANICSVILLE	3
	MGTNMDML	MILLINGTON	3
	MLTWMDML	MILESTOWN	3
	MRBOMDMB	MARLBORO	3
	MRKKMDMK	MUIRKIRK	3
	MTARMDMA	MOUNT AIRY	3
	MTSVMDMS	MOUNT SAVAGE	3
	MUTLMDMT	MUTUAL	3
	MYVLM DMV	MYERSVILLE	3
	NJMYMDNJ	NANJEMOY	3
	NNTCMDNT	NANTICOKE	3

(D)

(This page filed under Transmittal No. 1194)

Issued: July 2, 2012

Effective: July 17, 2012

Vice President, Federal Regulatory
1300 I Street, NW, Washington, DC 20005(T)
(T)

ACCESS SERVICE

14. Operating Territory of the Verizon Telephone Companies (Cont'd)14.6 Rate Zones Wire Center Assignment (Cont'd)

WIRE CENTER ZONE ASSIGNMENTS

<u>STATE</u>	<u>CLLI</u>	<u>NAME</u>	<u>RATE ZONE</u>
MD	NRBHMDNE	NORTH BEACH	3
	NRPNMDNP	NORTH POINT	3
	NRTEMDNE	NORTH EAST	3
	NWMRMDNE	NEW MARKET	3
	NWWNMDNW	NEW WINDSOR	3
	OCCYMDMB	MONTEGO BAY	3
	OCCYMDOC	OCEAN CITY	3
	OCCYMDON	NORTH OCEAN CI	3
	OCNMDCR	OCEAN PINES	3
	ODTNMDON	ODENTON	3
	ODTNMDPO	PINEY ORCHARD	3
	OKLDMDOK	OAKLAND	3
	OLNYMDOK	OAKDALE	3
	OLTWMDOT	OLDTOWN	3
	OWMLMDOM	OWINGS MILLS	3
	OXFRMDOX	OXFORD	3
	OXHLMDOH	OXON HILL	3
	PARLMDPA	PAROLE	3
	PCCYMDPK	POCOMOKE	3
	PKTNMDPK	PARKTON ESS	3
	PKVLMDPK	PARKVILLE	3
	PLVLMDPV	POOLESVILLE	3
	PRANMDPA	PRINCESS ANNE	3
	PRFRMDPF	PRINCE FREDERI	3
	PRHLMDPH	PERRY HALL	3
	PSTNMDPS	PRESTON	3
	QNTWMDQN	QUEENSTOWN	3
	RIDGMDRI	RIDGE	3
	RKHLMDRH	ROCK HALL	3
	RMCKMDRR	ROMANCOKE	3
	RNTWMDRA	RANDALLSTOWN	3
	RSTWMDRS	REISTERSTOWN	3
	SDVLMDSD	SUDLERSVILLE	3
	SHTWMDST	SHARPTOWN	3
	SLBRMDPC	CHESAPEAKE HGT	3
	SLMNMDSL	SOLOMONS	3
	SLRNMDSL	SILVER RUN	3
	SMBGMDSM	SMITHSBURG	3
	SMISMDSI	SMITH ISLAND	3
	SNHLMDSH	SNOW HILL	3
	STMCMDSM	SAINT MICHAELS	3
	STMRMDSM	SAINT MARGARET	3
	STPNMDSP	STILL POND	3
	STVLMDST	STEVENSVILLE	3
	SVPKMDSP	SEVERNA PARK	3
	SYVLMDSK	SYKESVILLE	3
	THRMMDTH	THURMONT	3
	THVLMDTV	THAYERVILLE	3

(This page filed under Transmittal No. 23)

Issued: April 13, 2001

Effective: April 28, 2001

Vice President
2980 Fairview Park Drive, Falls Church, Virginia 22042

ACCESS SERVICE

14. Operating Territory of the Verizon Telephone Companies (Cont'd)14.6 Rate Zones Wire Center Assignment (Cont'd)

WIRE CENTER ZONE ASSIGNMENTS

<u>STATE</u>	<u>CLLI</u>	<u>NAME</u>	<u>RATE ZONE</u>
MD	TLGHMDTL	TILGHMAN	3
	TMHLM DTH	TEMPLE HILLS	3
	TMVLM DTK	TOMPKINSVILLE	3
	TNTWMDTN	TANEYTOWN ESS	3
	TRPPMDTR	TRAPPE	3
	UNBRMDUB	UNION BRIDGE	3
	UPMRMDCC	CHURCH ROAD	3
	VINNMDVN	VIENNA	3
	VYLEMDVL	VALLEY LEE	3
	WDLWMDWL	WOODLAWN	3
	WHMRMDWM	WHITE MARSH	3
	WLPTMDWP	WILLIAMSPORT	3
	WLRDMDWR	WILLARDS	3
	WLVLM DWL	WALKERSVILLE	3
	WMNSMDWM	WESTMINSTER	3
	WNGTMDWG	WINGATE	3
	WNRNMDWN	WINTERS RUN	3
	WOCYMDBA	HERRING CREEK	3
NJ	CMDNNJCE	CAMDEN2	1
	EDSNNJED	EDISON	1
	ELZBNJEL	ELIZABETH	1
	ENVLNJEW	EWING	1
	ENWDNJEN	ENGLEWOOD	1
	FRHDNJFH	FREEHOLD	1
	FTLENJLE	LEONIA	1
	HCKNNJHK	HACKENSACK	1
	HDFDNJHD	HADDONFIELD	1
	HITNNJHI	HIGHTSTOWN	1
	HLDLNJWE	WESTWOOD	1
	JRCYNJBR	BERGEN	1
	JRCYNJJO	JOURNAL SQUARE	1
	LRSPNJLS	LAUREL SPRINGS	1
	MARLNJMA	MARLTON	1
	MHVLNJME	MERCHANTVILLE	1
	MRTWNJMR	MORRISTOWN	1
	MSTWNJMO	MOORESTOWN	1
	MTCHNJMT	METUCHEN	1
	NBWKNJNB	NEW BRUNSWICK	1
	NWRKNJ02	MARKET	1
	PLFDNJPF	PLAINFIELD	1
	PNNKNJPN	PENNS NECK	1
	PRTNNJPC	PRINCETON	1
	PSSCNJPS	PASSAIC	1
	PSWYNJPI	PISCATAWAY	1
	RGWDNJRW	RIDGEWOOD	1
	RMSYNJRM	RAMSEY	1
	RTFRNJRU	RUTHERFORD	1

(This page filed under Transmittal No. 23)

Issued: April 13, 2001

Effective: April 28, 2001

Vice President
2980 Fairview Park Drive, Falls Church, Virginia 22042

ACCESS SERVICE

14. Operating Territory of the Verizon Telephone Companies (Cont'd)14.6 Rate Zones Wire Center Assignment (Cont'd)

WIRE CENTER ZONE ASSIGNMENTS

<u>STATE</u>	<u>CLLI</u>	<u>NAME</u>	<u>RATE ZONE</u>
NJ	SOVLNJSM	SOMERVILLE	1
	TRENNJTE	TRENTON	1
	UNCYNJ02	UNION CITY	1
	ATCYNJAC	ATLANTIC CITY	2
	BDBKNJBD	BOUND BROOK	2
	BDMNNJ01	BEDMINSTER	2
	BNTNNJBN	BOONTON	2
	BURLNJBU	BURLINGTON	2 *
	CFPKNJCS	CLIFFSIDE	2
	CLSTNJCO	CLOSTER	2
	CLWDNJCW	COLLINGSWOOD	2 *
	CNFRNJCR	CRANFORD	2 *
	CNMNNJRT	RIVERTON	2 *
	DUMTNJDM	DUMONT	2 *
	EORNNJEO	EAST ORANGE	2
	FNPKNJFP	FRANKLIN PARK	2
	FRFDNJFA	FAIRFIELD	2
	FRLNNJFL	FAIR LAWN	2
	GLBONJGB	GLASSBORO	2
	HLDDNNJ01	HALEDON	2
	HPWLNJHP	HOPEWELL	2 *
	IVTNNJES	ESSEX	2
	KYPTNJKY	KEYPORT	2
	LKWDNJLK	LAKEWOOD	2
	LTFYNJLF	LITTLE FERRY	2
	LVTNNJLI	LIVINGSTON	2
	MCVLNJMC	MERCERVILLE	2
	MDSNNJMA	MADISON	2 *
	MLBNNJMB	MILLBURN	2
	MTCLNJMC	MONTCLAIR	2
	MTHLNJMH	MOUNT HOLLY	2
	MTVWNJMV	MOUNTAIN VIEW	2
	NBRGNJNB	NORTH BERGEN	2
	NWRKNJ03	HUMBOLDT	2
	NWRKNJIR	IRONBOUND	2
	PSVLNJPL	PLEASANTVILLE	2
	PTSNNJAR	PATERSON	2
	RCPKNJ01	ROCHELLE PARK	2 *
	RDBKNJRB	RED BANK	2
	RHWYNJRA	RAHWAY	2
	RSLLNJRL	ROSELLE	2 *
	RVDLNJPL	POMPTON LAKES	2
	RVEDNJOR	ORADELL	2
	SMMTNJSM	SUMMIT	2
	SORGNJSO	SOUTH ORANGE	2 *
	SORVNJSR	SOUTH RIVER	2

* This office was ranked in this zone based on contiguous criterion.

(This page filed under Transmittal No. 23)

Issued: April 13, 2001

Effective: April 28, 2001

Vice President
2980 Fairview Park Drive, Falls Church, Virginia 22042

ACCESS SERVICE

14. Operating Territory of the Verizon Telephone Companies (Cont'd)14.6 Rate Zones Wire Center Assignment (Cont'd)

WIRE CENTER ZONE ASSIGNMENTS

<u>STATE</u>	<u>CLLI</u>	<u>NAME</u>	<u>RATE ZONE</u>
NJ	TMRVNJTR	TOMS RIVER	2
	UNINNJUV	UNIONVILLE	2
	WDBRNJWD	WOODBIDGE	2
	WHIPNJWH	WHIPPANY	2
	WSFDNJWS	WESTFIELD	2
	ABSCNJ02	ABSECON	3
	ALTWNJAL	ALLENTOWN	3
	ASPKNJAP	ASBURY PARK	3
	ATHGNJAH	ATLANTIC HIGHL	3
	AVLNNJ01	AVALON	3
	BCHNNJ01	BEACH HAVEN	3
	BGTNNJBG	BRIDGETON	3
	BKWDNJBW	BLACKWOOD	3
	BLFDNJBL	BLOOMFIELD	3
	BLVLNJBE	BELLEVILLE	3
	BOTWNJBO	BORDENTOWN	3
	BRGTNJ01	BARNEGAT 01	3
	BRIGNJ01	BRIGANTINE	3
	BRLNNJBR	BERLIN	3
	BRVLNJBE	BERNARDSVILLE	3
	BWMLNJ01	BROWNS MILLS	3
	BWTWNJBT	BROWNTOWN	3
	BYNNNJ02	BAYONNE2	3
	BYVLNJBV	BAYVILLE	3
	CARTNJCA	CARTERET	3
	CDVLNJCD	CEDARVILLE	3
	CFTNNJCF	CLIFTON	3
	CLWLNJCW	CALDWELL	3
	CMCHNJCH	CAPE MAY CT. H	3
	CRHLNJCH	CHERRY HILL	3
	DNLNNJDU	DUNELLEN	3
	DNVLNJRK	ROCKAWAY	3
	DOVRNJDO	DOVER	3
	EATNNJEA	EATONTOWN	3
	EDVRNJ01	EAST DOVER	3
	EGTWNJET	ENGLISHTOWN	3
	EHCVNJEH	EGG HARBOR	3
	EMERNJEM	ELMER	3
	ERLKNJEL	ERSKINE LAKES	3
	FKRVNJ01	FORKED RIVER	3
	FKVLNJFK	FRANKLINVILLE	3
	FLRNNJFL	FLORENCE	3
	FRDLNJ01	FARMINGDALE	3
	FRDSNJFR	FORDS	3
	GLCYNJGL	GLOUCESTER	3
	HBVLNJ01	HERBERTSVILLE	3
	HKTNNJHT	HACKETTSTOWN	3
	HMTNNJHA	HAMMONTON	3

(This page filed under Transmittal No. 23)

Issued: April 13, 2001

Effective: April 28, 2001

Vice President
2980 Fairview Park Drive, Falls Church, Virginia 22042

ACCESS SERVICE

14. Operating Territory of the Verizon Telephone Companies (Cont'd)14.6 Rate Zones Wire Center Assignment (Cont'd)

WIRE CENTER ZONE ASSIGNMENTS

<u>STATE</u>	<u>CLLI</u>	<u>NAME</u>	<u>RATE ZONE</u>
NJ	HOLMNJHO	HOLMDEL	3
	JMBGNJJA	JAMESBURG	3
	KNBGNJKE	KEANSBURG	3
	KRNYNJKN	KEARNY	3
	LDVLNJLD	LANDISVILLE	3
	LEHTNJ01	LITTLE EGG HAR	3
	LGBRNJLB	LONG BRANCH	3
	LKHRNJ01	LAKEHURST	3
	LMVLNJLV	LAMBERTVILLE	3
	LNDNNJ01	LINDEN	3
	LNNGNJHC	HOPATCONG	3
	LOTPNJ01	CAPE MAY	3
	LTFLNJLF	LITTLE FALLS	3
	LVLTNJSP	SEASIDE PARK	3
	MCTWNJPN	PORT NORRIS	3
	MDFDNJ01	MEDFORD	3
	MDTWNJMD	MIDDLETOWN	3
	MGTNNJMI	MILLINGTON	3
	MLDGNJ01	MAYS LANDING	3
	MLHLNJMH	MULLICA HILL	3
	MLVLNJMI	MILLVILLE	3
	MNHMNJMD	MENDHAM	3
	MNHWNJ01	MANAHAWKIN	3
	MNJTNJ01	MONMOUTH JUNCT	3
	MNSQNJ01	WALL TOWNSHIP	3
	MNTUNJWE	WENONAH	3
	NEGPNJ01	NEW EGYPT	3
	NFLDNJNF	NEWFOUNDLAND	3
	NPTUNJNT	NEPTUNE	3
	NSHNNJ01	NESHANIC	3
	NTCNNJ01	NETCONG	3
	NTLYNJNU	NUTLEY	3
	NWPVNMJH	MURRAY HILL	3
	NWRKNJWA	WAVERLY	3
	OCCYNJOC	OCEAN CITY	3
	OKLDNJ01	OAKLAND	3
	ORNTNJOE	ORIENTAL	3
	PAMBNJPM	PERTH AMBOY	3
	PGRVNJPG	PENNS GROVE	3
	PHBGNJPH	PHILLIPSBURG	3
	PLBONJPB	PAULSBORO	3
	PLRMNJ01	PALERMO	3
	PMTNNJPB	PEMBERTON	3
	PNTNNJPN	PENNINGTON	3
	PNVLNJPV	PENNSVILLE	3
	PRPLNJPA	PROSPECT PLAIN	3
	PTPLNJPP	POINT PLEASANT	3

(This page filed under Transmittal No. 23)

Issued: April 13, 2001

Effective: April 28, 2001

Vice President
2980 Fairview Park Drive, Falls Church, Virginia 22042

ACCESS SERVICE

14. Operating Territory of the Verizon Telephone Companies (Cont'd)14.6 Rate Zones Wire Center Assignment (Cont'd)

WIRE CENTER ZONE ASSIGNMENTS

<u>STATE</u>	<u>CLLI</u>	<u>NAME</u>	<u>RATE ZONE</u>
NJ	RBVLNJRB	ROBERTSVILLE	3
	RNMDNJBK	BEAVER BROOK	3
	RVSDNJRS	RIVERSIDE	3
	SALMNJSA	SALEM	3
	SICYNJSI	SEA ISLE CITY	3
	SMPTNJ01	SOMERS POINT	3
	SPLKNJSL	SPRING LAKE	3
	SPMLNJ01	SPRING MILLS	3
	SPWDNJSW	SPOTSWOOD	3
	SRCYNJ01	SURF CITY	3
	SUCCNJSU	SUCCASUNNA	3
	SWBONJSW	SWEDESBORO	3
	SYRVNJSA	SOUTH AMBOY	3
	TKHONJTK	TUCKAHOE	3
	VLLSNJ02	VILLAS	3
	VNCYNJVN	VENTNOR	3
	VNHSNJVH	VAN HISEVILLE	3
	VNLDNJVL	VINELAND	3
	VNTWNJ01	VINCENTOWN	3
	WASHNJWA	WASHINGTON	3
	WDBINJDS	DENNISVILLE	3
	WDBYNJWB	WOODBURY	3
	WDPTNJWP	WOODPORT	3
	WDTWNJWT	WOODSTOWN	3
	WHHRNJWH	WHITE HORSE	3
	WHNGNJ01	WHITING	3
	WLBONJWB	WILLINGBORO	3
	WLTWNJ02	WILLIAMSTOWN	3
	WLWDNJWI	WILDWOOD	3
	WMFRNJ01	WEST MILFORD	3
	WORNNJWO	WEST ORANGE	3
	WOVLNJWO	WEST OSBORNVIL	3
	WRTWNJFD	WRIGHTSTOWN	3
	WYCKNJWK	WYCKOFF	3
PA	ALTWPAAL	ALLENTOWN	1
	ALTWPAMT	MOUNTAINVILLE	1
	BHLHPABE	BETHLEHEM	1
	HRBGPAHA	HARRISBURG	1
	KGPRPAKP	KING OF PRUSSIA	1
	LNCSPALA	LANCASTER	1
	PAOLPAPA	PAOLI	1
	PHLAPADE	DEWEY	1
	PHLAPAEV	EVERGREEN	1
	PHLAPALO	LOCUST	1
	PHLAPAMK	MARKET	1

(This page filed under Transmittal No. 23)

Issued: April 13, 2001

Effective: April 28, 2001

Vice President
2980 Fairview Park Drive, Falls Church, Virginia 22042

ACCESS SERVICE

14. Operating Territory of the Verizon Telephone Companies (Cont'd)14.6 Rate Zones Wire Center Assignment (Cont'd)

WIRE CENTER ZONE ASSIGNMENTS

<u>STATE</u>	<u>CLLI</u>	<u>NAME</u>	<u>RATE ZONE</u>
PA	PHLAPAPE	PENNYPACKER	1 *
	PITBPADT	DOWNTOWN-1	1
	PYVLPAPE	PERRYSVILLE	1
	SCTNPASC	SCRANTON	1
	SLTNPAST	STEELTON	1
	STCGPAES	STATE COLLEGE	1
	WAYNPAWY	WAYNE	1
	WCHSPAWC	WEST CHESTER	1
	WKBGPAWK	WILKINSBURG	1
	ALNAPAAL	ALTOONA	2
	AMBLPAAM	AMBLER	2
	BCYNPABC	BALA CYNWYD	2
	BRSTPABR	BRISTOL	2 *
	CHVLPACH	CHURCHVILLE	2
	CNSHPACN	CONSHOHOCKEN	2
	CTSQPACT	CATASAUQUA	2 *
	DRMTPADO	DORMONT	2
	DYTWPADB	DOYLESTOWN	2
	EDTNPAED	EDDINGTON	2
	ESTNPAEA	EASTON	2
	EXTNPAEX	EXTON	2 *
	HTBOPAHB	HATBORO	2
	HZTNPAHZ	HAZLETON	2
	JENKPAJK	JENKINTOWN	2
	LANGPALA	LANGHORNE	2 *
	NCLDPANC	NEW CUMBERLAND	2 *
	NRTWPANR	NORRISTOWN	2 *
	NZRTPANA	NAZARETH	2 *
	PHLAPABA	BALDWIN	2 *
	PHLAPACH	CHESTNUT HILL	2 *
	PHLAPADB	DAVENPORT	2 *
	PHLAPAGE	GERMANTOWN	2
	PHLAPAJE	JEFFERSON	2
	PHLAPAMY	MAYFAIR	2 *
	PHLAPAOR	ORCHARD	2
	PHLAPAPI	PILGRIM	2
	PHLAPAPO	POPLAR	2 *
	PHLAPASH	SHERWOOD	2 *
	PHLAPATR	TRINITY	2
	PHLAPAWV	WAVERLY	2
	PITBPAAL	ALLENTOWN	2 *
	PITBPAEL	EAST LIBERTY	2 *
	PITBPAOK	OAKLAND	2
	PITBPASQ	SQUIRREL HILL	2 *
	PTTVPAPQ	POTTSVILLE	2
	PTTWPAPT	POTTSTOWN	2

* This office was ranked in this zone based on contiguous criterion.

(This page filed under Transmittal No. 23)

Issued: April 13, 2001

Effective: April 28, 2001

Vice President
2980 Fairview Park Drive, Falls Church, Virginia 22042

ACCESS SERVICE

14. Operating Territory of the Verizon Telephone Companies (Cont'd)14.6 Rate Zones Wire Center Assignment (Cont'd)

WIRE CENTER ZONE ASSIGNMENTS

<u>STATE</u>	<u>CLLI</u>	<u>NAME</u>	<u>RATE ZONE</u>
PA	PXTGPAPG	PAXTANG	2 *
	PXTNPAPA	PAXTONIA	2
	RDNGPARE	READING	2
	SHRNPASH	SHARON	2
	SRBGPAST	STROUDSBURG	2
	TRPRPATR	TROOPER	2
	TULYPATU	TULLYTOWN	2
	WGTPPAWR	WARRINGTON	2 *
	WLBRPAWB	WILKES-BARRE	2
	WLGRPAWG	WILLOW GROVE	2 *
	ABVLPAES	ALBRIGHTSVILLE	3
	ALFAPAAL	ALFARATA	3
	ALQPPAAL	ALQUIPPA	3
	ALXNPAAX	ALEXANDRIA	3
	AMBRPAAM	AMBRIDGE	3
	ANVLPAAN	ANNVILLE	3
	ARMRPAAR	ARDMORE	3
	ASLDPAAL	ASHLAND	3
	AUSTPAAU	AUSTIN	3
	AVDLPAAV	AVONDALE	3
	AVLAPAAV	AVELLA	3
	BADNPABA	BADEN	3
	BATHPABT	BATH	3
	BCHMPABU	BUCKINGHAM	3
	BEWKPABR	BERWICK	3
	BGRNPABR	BIG RUN	3
	BGVLPAABR	BRIDGEVILLE	3
	BLCLPABL	BLACK LICK	3
	BLLFPABE	BELLEFONTE	3
	BLVPABE	BELLEVIEW	3
	BLVIPABL	BLAIRSVILLE	3
	BLVNPABV	BELLE VERNON	3
	BLVRPABO	BOLIVAR	3
	BLWDPABE	BELLWOOD	3
	BMBGPABL	BLOOMSBURG	3
	BMNSPABM	BEDMINSTER	3
	BOALPABO	BOALSBURG	3
	BRBOPABA	BARNESBORO	3
	BRCKPAES	BEAR CREEK	3
	BRDDPABR	BRADDOCK	3
	BRFRPABR	BRADFORD	3
	BRYMPABM	BRYN MAWR	3
	BSHKPABU	BUSHKILL	3
	BSMRPABE	BESSEMER	3
	BTHYPABH	BETHAYRES	3
	BTPKPABP	BETHEL PARK	3

* This office was ranked in this zone based on contiguous criterion.

(This page filed under Transmittal No. 23)

Issued: April 13, 2001

Effective: April 28, 2001

Vice President
2980 Fairview Park Drive, Falls Church, Virginia 22042

ACCESS SERVICE

14. Operating Territory of the Verizon Telephone Companies (Cont'd)14.6 Rate Zones Wire Center Assignment (Cont'd)

WIRE CENTER ZONE ASSIGNMENTS

<u>STATE</u>	<u>CLLI</u>	<u>NAME</u>	<u>RATE ZONE</u>
PA	BTTWPABU	BURGETTSTOWN	3
	BVFLPABF	BEAVER FALLS	3
	BWVLPABR	BROWNSVILLE	3
	CARNPACA	CARNEGIE	3
	CDPTPACO	COUDERSPORT	3
	CGVLPACL	COLLEGEVILLE	3
	CHESPACA	CHESTER A	3
	CHESPACB	CHESTER B	3
	CHRLPACH	CHARLEROI	3
	CHTRPACH	CHERRY TREE	3
	CHTTPACT	CHESTER HEIGHT	3
	CLARPACL	CLARION	3
	CLFDPACL	CLEARFIELD	3
	CLFRPACA	CALIFORNIA	3
	CLRTPACL	CLAIRTON	3
	CLVIPACL	CLAYSVILLE	3
	CLYMPACL	CLYMER	3
	CNBGPACA	CANONSBURG	3
	CNLVPACO	CONNELLSVILLE	3
	CNPNPACE	CENTER POINT	3
	CPHLPACH	CAMP HILL	3
	CRAFPACR	CRAFTON	3
	CRDLPACA	CARBONDALE	3
	CRESPAES	CRESO	3
	CRPLPACO	CORAOPOLIS	3
	CRSNPACR	CRESSON	3
	CRTWPACA	CARROLLTOWN	3
	CRVVPACA	CARVERSVILLE	3
	CRWVPACU	CURWENSVILLE	3
	CSSPPACS	CHESTER SPRING	3
	CTHLPACH	CENTRE HALL	3
	CTVLPACV	COATESVILLE	3
	CTWSPAES	CATAWISSA	3
	DAPHPADA	DAUPHIN	3
	DAVLPADA	DANVILLE	3
	DNRAPADO	DONORA	3
	DRRYPADE	DERRY	3
	DRVLPADO	DORSEYVILLE	3
	DUBSPADU	DUBOIS	3
	DUNBPADU	DUNBAR	3
	DWSNPADA	DAWSON	3
	DWTWPADT	DOWNINGTOWN	3
	EAGLPAEG	EAGLE	3
	EBNSPAEB	EBENSBURG	3
	ELCYPAC	ELLWOOD CITY	3
	ELDDPAEL	ELDRED	3
	ELZBPAEL	ELIZABETH	3
	ELZTPAET	ELIZABETH TWP	3

(This page filed under Transmittal No. 23)

Issued: April 13, 2001

Effective: April 28, 2001

Vice President
2980 Fairview Park Drive, Falls Church, Virginia 22042

ACCESS SERVICE

14. Operating Territory of the Verizon Telephone Companies (Cont'd)14.6 Rate Zones Wire Center Assignment (Cont'd)

WIRE CENTER ZONE ASSIGNMENTS

<u>STATE</u>	<u>CLLI</u>	<u>NAME</u>	<u>RATE ZONE</u>
PA	ENDVPAEN	ENDEAVOR	3
	ENOLPAEN	ENOLA	3
	EPBGPAEP	EAST PETERSBURG	3
	EYBGPAEL	ELYSBURG	3
	FAVLPAFR	FRACKVILLE	3
	FCVLPAFR	FRENCHVILLE	3
	FELDPAFR	FREELAND	3
	FLWDPAFL	FLEETWOOD	3
	FLYVPAFI	FINLEYVILLE	3
	FRCHPAFA	FAIRCHANCE	3
	FRTNPAFA	FARMINGTON	3
	FSCKPAFC	FISHING CREEK	3
	FYCYP AFC	FAYETTE CITY	3
	GATNPAGA	GALETON	3
	GIVLPAGR	GIRARDVILLE	3
	GLCMPAGL	GLEN CAMPBELL	3
	GLLDPAGN	GLENOLDEN	3
	GLLYPAGL	GLEN LYON	3
	GLNMPAGL	GLENMORE	3
	GLNSPAGL	GLENSHAW	3
	GNBGPAGR	GREENSBURG	3
	GNVLPAGR	GREENVILLE	3
	GPIAPAMT	GPI AIRPORT	3
	GRLAPAGL	GREEN LANE	3
	GVCYPAGR	GROVE CITY	3
	HERMPAHE	HERMINIE	3
	HLBGPAHO	HOLLIDAYSBURG	3
	HLFXPAHX	HALIFAX	3
	HLTWP AHE	HELLERTOWN	3
	HMBGPAHB	HAMBURG	3
	HMCYPAHO	HOMER CITY	3
	HMLNPAHM	HAMLIN	3
	HMSTPAHO	HOMESTEAD	3
	HNTGPAHU	HUNTINGDON	3
	HOTWPAHO	HOOKSTOWN	3
	HPVLPAHE	HEPBURNVILLE	3
	HLVPAHV	HARLEYSVILLE	3
	HSDLPAHO	HONESDALE	3
	HSNGPAHA	HASTINGS	3
	HTDLPAHZ	HOUTZDALE	3
	HUMLPAHM	HUMMELSTOWN	3
	HWLYPAHW	HAWLEY	3
	HYBKPAHB	HONEY BROOK	3
	IMPRPAIM	IMPERIAL	3
	INDIPAIN	INDIANA	3
	IRWNPAIR	IRWIN	3
	JMTHPAJT	JIM THORPE	3
	JNNTPAJE	JEANNETTE	3

(This page filed under Transmittal No. 23)

Issued: April 13, 2001

Effective: April 28, 2001

Vice President
2980 Fairview Park Drive, Falls Church, Virginia 22042

ACCESS SERVICE

14. Operating Territory of the Verizon Telephone Companies (Cont'd)14.6 Rate Zones Wire Center Assignment (Cont'd)

WIRE CENTER ZONE ASSIGNMENTS

<u>STATE</u>	<u>CLLI</u>	<u>NAME</u>	<u>RATE ZONE</u>
PA	JRMYPAJE	JERMYN	3
	JRSHPAJS	JERSEY SHORE	3
	KANEPAKA	KANE	3
	KGTPAES	KINGSTON	3
	KHVLPKU	KUHNSVILLE	3
	KLMTPAKU	KULPMONT	3
	KMVLPAKV	KEMBLESVILLE	3
	KNSQPAKS	KENNETT SQUARE	3
	KRLNPAKL	KIRKLYN	3
	KZTNPAPZ	KUTZTOWN	3
	LARCPALM	LARCHMONT	3
	LBNNPAES	LEBANON	3
	LCHNPAES	LOCK HAVEN	3
	LDNBPALB	LANDENBERG	3
	LDVLPAPES	LANDISVILLE	3
	LDVYPALV	LORDS VALLEY	3
	LEPRPALE	LEEPER	3
	LGNRPALI	LIGONIER	3
	LHTNPALB	LEHIGHTON	3
	LKARPALA	LAKE ARIEL	3
	LKCPALC	LAKE COMO	3
	LNDLPALD	LANSDALE	3
	LNLXPALN	LINE LEXINGTON	3
	LNSDPALD	LANSDOWNE	3
	LRDLPALB	LAURELDALE	3
	LTRBPALA	LATROBE	3
	LWTWPALB	LEWISTOWN	3
	MBRGPAME	MECHANICSBURG	3
	MCADPAMC	MCADOO	3
	MCDDPAMC	MCDONALD	3
	MCMRPAMC	MCMURRAY	3
	MCPTPAMK	MCKEESPORT	3
	MCRKPAMR	MCKEES ROCKS	3
	MCTWPAMC	MCCLELLANDTOWN	3
	MDLDPAMI	MIDLAND	3
	MDTNPAMI	MIDDLETOWN	3
	MEDIPAME	MEDIA	3
	MHCYPAMC	MAHANOEY CITY	3
	MHFYPAMA	MAHAFFEY	3
	MIVLPAMI	MILLERSVILLE	3
	MLHMPAMI	MILLHEIM	3
	MLTNPAMI	MILTON	3
	MLVAPAMI	MILLVALE	3
	MLVLPAMI	MILLVILLE	3
	MNDNPAMH	MENDENHALL	3
	MNGHPAMO	MONONGAHELA	3
	MNTPPAMO	MOUNTAINTOP	3
	MNVIPAMI	MINERSVILLE	3

(This page filed under Transmittal No. 23)

Issued: April 13, 2001

Effective: April 28, 2001

Vice President
2980 Fairview Park Drive, Falls Church, Virginia 22042

ACCESS SERVICE

14. Operating Territory of the Verizon Telephone Companies (Cont'd)14.6 Rate Zones Wire Center Assignment (Cont'd)

WIRE CENTER ZONE ASSIGNMENTS

<u>STATE</u>	<u>CLLI</u>	<u>NAME</u>	<u>RATE ZONE</u>
PA	MONSPAMO	MONESSEN	3
	MOSCPAMC	MOOSIC	3
	MOVLPAMO	MONROEVILLE	3
	MRCHPAMA	MARCHAND	3
	MRCKPAMC	MARSHALLS CREEK	3
	MRCRPAME	MERCER	3
	MRCTPAMA	MARION CENTER	3
	MRS LPAMV	MORRISVILLE	3
	MRVLPAMA	MARIENVILLE	3
	MSCWPAMW	MOSCOW	3
	MSTWPAMA	MASONTOWN	3
	MTCRPAMC	MOUNT CARMEL	3
	MTGRPAMG	MOUNT GRETNA	3
	MTJWPAMJ	MOUNT JEWETT	3
	MTPCPAMP	MOUNT POCONO	3
	MTPTPAMP	MOUNT PLEASANT	3
	MTUNPAMU	MOUNT UNION	3
	MUVLPAES	MONTOURSVILLE	3
	MVTWPAES	MCVEYTOWN	3
	NATNPANR	NORTHAMPTON	3
	NFLDPANE	NEWFOUNDLAND	3
	NNTCPANA	NANTICOKE	3
	NRLDPAAA	NORTHUMBERLAND	3
	NSQHPANE	NESQUEHONING	3
	NUMDPANU	NUMIDIA	3
	NWCSPANC	NEW CASTLE	3
	NWFLPANF	NEW FLORENCE	3
	NWHPPANH	NEW HOPE	3
	NWKNPANK	NEW KENSINGTON	3
	NWLSPANW	NORTH WALES	3
	NWPHPANP	NEW PHILADELPH	3
	NWSLPANS	NEW SALEM	3
	NWSTPANS	NEW STANTON	3
	NWTWPANW	NEWTOWN	3
	OKDLPAOA	OAKDALE	3
	OKMTPAOA	OAKMONT	3
	OLYPPAOL	OLYPHANT	3
	ORBGPAOR	ORWIGSBURG	3
	OSMLPAES	OSCEOLA MILLS	3
	OXFRPAOX	OXFORD	3
	PATNPAPA	PATTON	3
	PEHLPAPH	PENN HILLS	3
	PGTWPAPT	PUGHTOWN	3
	PHBG PAPH	PHILIPSBURG	3
	PHLAPAEW	EASTWICK	3
	PHLAPAIV	IVYRIDGE	3
	PHLAPAKR	KNIGHTS ROAD	3
	PHLAPARE	REGENT	3

(This page filed under Transmittal No. 23)

Issued: April 13, 2001

Effective: April 28, 2001

Vice President
2980 Fairview Park Drive, Falls Church, Virginia 22042

ACCESS SERVICE

14. Operating Territory of the Verizon Telephone Companies (Cont'd)14.6 Rate Zones Wire Center Assignment (Cont'd)

WIRE CENTER ZONE ASSIGNMENTS

<u>STATE</u>	<u>CLLI</u>	<u>NAME</u>	<u>RATE ZONE</u>
PA	PHLAPASA	SARATOGA	3
	PITBPACA	CARRICK	3
	PITBPANS	NORTHSIDE	3
	PIVLPAPV	PINEVILLE	3
	PLHSPAPH	PLEASANT HILLS	3
	PLMOPAPL	PLYMOUTH	3
	PLMYPAPA	PALMYRA	3
	PLSGPAPG	PLEASANT GAP	3
	PNBGPAPB	PENNSBURG	3
	PRBGPAPB	PARKESBURG	3
	PRFDPAPF	PARKERFORD	3
	PRKSPAPE	PERKASIE	3
	PRTGPAPO	PORTAGE	3
	PRWDPAPA	PARKWOOD	3
	PRYPPAPE	PERRYOPOLIS	3
	PSVLPAPV	PLUMSTEADVILLE	3
	PTALPAPA	PORT ALLEGANY	3
	PTMRPAPM	POINT MARION	3
	PTTNPAPI	PITTSTON	3
	PUNXPAPU	PUNXSUTAWNEY	3
	PXVLPAPV	PHOENIXVILLE	3
	QKTWPAQT	QUAKERTOWN	3
	RBTTPART	ROBINSON TP	3
	RDPKPARP	RIDLEY PARK	3
	RENVPAPE	RENOVO	3
	REW PARE	REW	3
	RGVLPARI	RIEGELSVILLE	3
	RLTTPARO	ROULETTE	3
	ROCHPARC	ROCHESTER	3
	RSSLPARU	RUSSELL	3
	RYFRPARF	ROYERSFORD	3
	RYVLPARE	REYNOLDSVILLE	3
	SCDLPASC	SCOTTDAL	3
	SCHNPASC	SCHUYLKILL HAV	3
	SCHWPASV	SCHWENKSVILLE	3
	SDTNPASD	SOUDERTON	3
	SGGVPASG	SUGAR GROVE	3
	SHLNPASH	SHILLINGTON	3
	SHMKPASH	SHAMOKIN	3
	SHNDPASH	SHENANDOAH	3
	SHSAPASH	SHARPSBURG	3
	SLTTPAES	SLATINGTON	3
	SLWBPASL	SAINT LAWRENCE	3
	SMCKPASM	SMOCK	3
	SMPTPASM	SMETHPORT	3
	SNBYPASU	SUNBURY	3
	SNSPPASS	SINKING SPRING	3

(This page filed under Transmittal No. 23)

Issued: April 13, 2001

Effective: April 28, 2001

Vice President
2980 Fairview Park Drive, Falls Church, Virginia 22042

ACCESS SERVICE

14. Operating Territory of the Verizon Telephone Companies (Cont'd)14.6 Rate Zones Wire Center Assignment (Cont'd)

WIRE CENTER ZONE ASSIGNMENTS

<u>STATE</u>	<u>CLLI</u>	<u>NAME</u>	<u>RATE ZONE</u>
PA	SPDLPASP	SPRINGDALE	3
	SPFDPASF	SPRINGFIELD	3
	SPMLPASM	SPRING MILLS	3
	SPTWPASP	SPRINGTOWN	3
	SRVLPASH	SHARPSVILLE	3
	STBGPAES	STRASBURG	3
	STSTPASS	STANDING STONE	3
	SWKYPASE	SEWICKLEY	3
	SWSHPASS	SNOW SHOE	3
	SXTNPASA	SAXTON	3
	SYVLPASY	SYKESVILLE	3
	TAMQPATA	TAMAQUA	3
	TAYLPATA	TAYLOR	3
	TBYHPATO	TOBYHANNA	3
	TIDTPATI	TIDIOUTE	3
	TNSTPATI	TIONESTA	3
	TNVLPAATA	TANNERSVILLE	3
	TRCKPATC	TURTLE CREEK	3
	TRNTPATA	TARENTUM	3
	TYRNPATY	TYRONE	3
	ULYSPAUL	ULYSSES	3
	UNTNPAUN	UNIONTOWN	3
	WALXPAWA	WEST ALEXANDER	3
	WASHPAWA	WASHINGTON	3
	WDLDPAWO	WOODLAND	3
	WGRVPAWG	WEST GROVE	3
	WHHNPAWH	WHITEHAVEN	3
	WLPKPAES	WALLENPAUPACK	3
	WLPTPAWI	WILLIAMSPORT	3
	WLRCPAWO	WOOLRICH	3
	WLSTPAWS	WILLOW STREET	3
	WMDLPAWM	WEST MIDDLESEX	3
	WMFLPAWM	WEST MIFFLIN	3
	WMPMPAWA	WAMPUM	3
	WNBPAWI	WINBURNE	3
	WNTNPAWN	WEST NEWTON	3
	WRRNPAWA	WARREN	3
	WSHVPAWA	WASHINGTONVILL	3
	WSVPAWE	WEST VIEW	3
	WTHRPAWE	WEATHERLY	3
	WYNGPAWY	WYOMING	3
	YNVLPAYO	YOUNGSVILLE	3
	YRDLPAYL	YARDLEY	3
	ZLNPPAZE	ZELIENOPE	3
VA	ALXNVAAX	ALEXANDRIA	1
	ALXNVABA	BARCROFT	1
	ARTNVAAR	ARLINGTON	1

(This page filed under Transmittal No. 23)

Issued: April 13, 2001

Effective: April 28, 2001

Vice President
2980 Fairview Park Drive, Falls Church, Virginia 22042

ACCESS SERVICE

14. Operating Territory of the Verizon Telephone Companies (Cont'd)14.6 Rate Zones Wire Center Assignment (Cont'd)

WIRE CENTER ZONE ASSIGNMENTS

<u>STATE</u>	<u>CLLI</u>	<u>NAME</u>	<u>RATE ZONE</u>
VA	ARTNVACK	COLUMBIA PIKE	1
	CNVIVACT	CENTREVILLE	1
	FRFXVAFF	FAIRFAX	1
	HMPNVAQN	QUEEN ST	1
	HRNDVAHE	HERNDON	1
	MCLNVALV	LEWINSVILLE	1
	NRFLVABS	BUTE ST	1
	RCMDVAGR	GRACE ST	1
	RCMDVASR	STUART	1
	RONKVALK	LUCK	1
	RSTNVAFM	FOX MILL ROAD	1
	ALXNVAAD	ANNANDALE	2
	ALXNVACN	CAMERON	2
	ALXNVAMV	MOUNT VERNON	2
	ARTNVACY	CRYSTAL CITY	2 *
	ARTNVAFC	FALLS CHURCH	2
	BLBGVABB	BLACKSBURG	2
	FLCHVAMF	MERRIFIELD	2
	FRBGVAFB	FREDERICKSBURG	2
	FRFXVABF	BRADDOCK ROAD	2
	HMPNVAAB	ABERDEEN RD	2
	HRNDVADU	DULLES CORNER	2 *
	HRNDVAST	STERLING PARK	2 *
	LSBGVALB	LEESBURG	2
	LYBGVACH	CHURCH	2
	NRFLVAGS	GRANBY ST	2
	NRFLVAWC	WEST LITTLE CK	2
	NWNWVAJF	JEFFERSON	2
	PNTGVADF	PENTAGON	2 *
	PTBGVAPB	PETERSBURG	2
	RCMDVAHL	HULL ST	2
	RCMDVALS	LOGAN	2
	RCMDVAPE	PEMBERTON	2
	RCMDVAPS	PATTERSON	2
	SPFDVASP	SPRINGFIELD	2
	VRBHVACC	CHINESE CORNER	2
	VRBHVAIR	INDIAN RIVER R	2
	VRBHVAPT	PLAZA TRAIL	2
	VRBHVAVB	VA BCH 32ND ST	2
	WLBGVAWM	WILLIAMSBURG	2
	WNCHVAWC	WINCHESTER	2
	WRTNVAWR	WARRENTON	2
	ALXNVABR	BURGUNDY ROAD	3
	ALXNVAFR	FRANCONIA	3
	APLCVAAP	APPALACHIA	3
	ASBNVAAS	ASHBURN	3
	ASLDVAAS	ASHLAND	3

* This office was ranked in this zone based on contiguous criterion.

(This page filed under Transmittal No. 23)

Issued: April 13, 2001

Effective: April 28, 2001

Vice President
2980 Fairview Park Drive, Falls Church, Virginia 22042

ACCESS SERVICE

14. Operating Territory of the Verizon Telephone Companies (Cont'd)14.6 Rate Zones Wire Center Assignment (Cont'd)

WIRE CENTER ZONE ASSIGNMENTS

<u>STATE</u>	<u>CLLI</u>	<u>NAME</u>	<u>RATE ZONE</u>
VA	BCHNVABH	BUCHANAN	3
	BCKNVABC	BUCKNER	3
	BDFRVABD	BEDFORD	3
	BEVLVABV	BERRYVILLE	3
	BGISVABI	BIG ISLAND	3
	BKBGVABB	BROKENBURG	3
	BLMTVABM	BLUEMONT	3
	BNMTVABM	BENT MOUNTAIN	3
	BOYCVABY	BOYCE	3
	BSGPVABG	BIG STONE GAP	3
	BTHIVABT	BETHIA	3
	CALVVACA	CALVERTON	3
	CCVLVACH	CHURCHVILLE	3
	CGVLVACL	CRIGLERSVILLE	3
	CHCYVACC	CHARLES CTY	3
	CHESVACR	CHESTER	3
	CHHMVACH	CHATHAM	3
	CHSKVACD	CHURCHLAND	3
	CHSKVADC	DEEP CREEK	3
	CHSKVAGU	GUERRIERE	3
	CLHGVACO	COLONIAL HTS	3
	CLNCVACL	CLINCHCO	3
	CLPPVACU	CULPEPER	3
	CLPPVAGR	GRAYSON	3
	CLPPVALI	LIGNUM	3
	CLPPVARV	REVA	3
	CLVRVACL	CLOVER	3
	CLWDVACW	CLINTWOOD	3
	CMLDVACU	CUMBERLAND	3
	CNCRVACN	CONCORD	3
	CNCTVACT	CHINCOTEAGUE	3
	COBNVACB	COEBURN	3
	CPCHVACC	CAPE CHARLES	3
	CRBGVACB	CHRISTIANSBURG	3
	CRVIVACV	CRAIGSVILLE	3
	CRVLVACV	CARTERSVILLE	3
	DANTVADA	DANTE	3
	DAVLVADA	DANVILLE	3
	DAVLVAFP	FRANKLIN PIKE	3
	DAVLVAWE	WESTOVER	3
	DBLNVADU	DUBLIN	3
	DCVLVADV	DICKENSONVILLE	3
	DNWDVADW	DINWIDDIE	3
	DRVRVADR	DRIVER	3
	DVPTVADP	DAVENPORT	3
	ETVLVAEV	EASTVILLE	3
	EXMRVAEX	EXMORE	3
	FIFEVAFI	FIFE	3

(This page filed under Transmittal No. 23)

Issued: April 13, 2001

Effective: April 28, 2001

Vice President
2980 Fairview Park Drive, Falls Church, Virginia 22042

ACCESS SERVICE

14. Operating Territory of the Verizon Telephone Companies (Cont'd)14.6 Rate Zones Wire Center Assignment (Cont'd)

WIRE CENTER ZONE ASSIGNMENTS

<u>STATE</u>	<u>CLLI</u>	<u>NAME</u>	<u>RATE ZONE</u>
VA	FRBGVALH	LEE HILL	3
	GCLDVAGO	GOOCHLAND	3
	GNBOVAGA	GAINESBORO	3
	GNWDVAGW	GREENWOOD	3
	GOVLVAGV	GORDONSVILLE	3
	GRFLVAGF	GREAT FALLS	3
	GVTNVAGR	GROVETON	3
	HLBOVAHB	HILLSBORO	3
	HMPNVADC	DRUMMONDS CORN	3
	HMPNVAWD	WOODLAND RD	3
	HNKRVAHK	HONAKER	3
	HPWLVAHW	HOPEWELL	3
	HRWDVAHW	HARTWOOD	3
	HYSIVAHY	HAYSI	3
	JNVLVAJV	JONESVILLE	3
	LBNNVALB	LEBANON	3
	LBNNVARD	ROSEDALE	3
	LOUSVALU	LOUISA	3
	LRTNVAGU	GUNSTON	3
	LVTNVALN	LOVINGSTON	3
	LVVLVALV	LOVETTSVILLE	3
	LYBGVACV	CLEARVIEW	3
	LYBGVAMH	MADISON HEIGHT	3
	LYBGVANL	NEW LONDON RD	3
	LYBGVAOF	OLD FOREST ROA	3
	LYBGVATM	TIMBERLAKE	3
	LYBGVAYB	YELLOW BRANCH	3
	MCHVVAMV	MECHANICSVILLE	3
	MCKYVAMK	MCKENNEY	3
	MDBGVAMI	MIDDLEBURG	3
	MDLTVAMD	MIDLOTHIAN	3
	MDSNVAMA	MADISON	3
	MNKNVAMN	MANAKIN	3
	MNRLVAML	MINERAL	3
	MRSHVAMA	MARSHALL	3
	MTVAVAMT	MONTVALE	3
	NLFRVANF	NELLYSFORD	3
	NRFLVABL	BRICKELL RD	3
	NRFLVAOV	OCEAN VIEW	3
	NRFLVASP	SEWELLS PT	3
	NRTNVANO	NORTON	3
	NRWSVANA	NARROWS	3
	NWNWVAHU	HUNTINGTON	3
	NWNWVAHV	HARPERSVILLE	3
	NWNWVAND	NETTLES DRIVE	3
	NWNWVAYK	YORKTOWN	3
	ONNCVAON	ONANCOCK	3

(This page filed under Transmittal No. 23)

Issued: April 13, 2001

Effective: April 28, 2001

Vice President
2980 Fairview Park Drive, Falls Church, Virginia 22042

ACCESS SERVICE

14. Operating Territory of the Verizon Telephone Companies (Cont'd)14.6 Rate Zones Wire Center Assignment (Cont'd)

WIRE CENTER ZONE ASSIGNMENTS

<u>STATE</u>	<u>CLLI</u>	<u>NAME</u>	<u>RATE ZONE</u>
VA	ORNGVAOR	ORANGE	3
	PCVLVAPV	PURCELLVILLE	3
	PLSKVAPU	PULASKI	3
	PNGPVAPG	PENNINGTON GAP	3
	PNRVVAPR	PINEY RIVER	3
	PONDVAPO	POUND	3
	PRBGVAPB	PEARISBURG	3
	PRFRVAPF	PROVIDENCE FOR	3
	PRKSVAPK	PARKSLEY	3
	PTBGVACD	CHESDIN	3
	PTMOVAHF	HODGES FERRY	3
	PTMOVAHS	HIGH STREET	3
	PWHTVAPW	POWHATAN	3
	QNTNVAQN	QUINTON	3
	RCMDVACG	COGBILL	3
	RCMDVAGK	GASKINS	3
	RCMDVAGY	GAYTON ROAD	3
	RCMDVAHR	HERMITAGE	3
	RCMDVAHS	HUNGARY SPRING	3
	RCMDVAIT	TURNER RD	3
	RCMDVARA	RANDALL AVE	3
	RCMDVASN	SECOND AVE	3
	RCMDVATC	THE CROSSINGS	3
	RDFRVARA	RADFORD	3
	RKVLVARK	ROCKVILLE	3
	RMTNVARE	REMINGTON	3
	RNGLVARG	RINGGOLD	3
	RONKVABK	BARKLEY	3
	RONKVABS	BONSACK	3
	RONKVACS	CAVE SPRING	3
	RONKVACV	COVE ROAD	3
	RONKVAGC	GARDENCITY	3
	RSHLVALE	LEE	3
	RSTNVALF	LAKE FAIRFAX	3
	SALMVAFI	FORT LEWIS	3
	SALMVAMC	MASON'S COVE	3
	SALMVASA	SALEM	3
	SFFLVASK	SUFFOLK	3
	SHVLVASW	SHAWSVILLE	3
	SNMTVASM	STONE MT	3
	SNTNVASS	SANDSTON	3
	SPTSVASP	SPOTSYLVANIA	3
	SRVLVASP	SPERRYVILLE	3
	STCHVASC	SAINT CHARLES	3
	STCYVASC	STEPHENS CITY	3
	STDRVASD	STUARTS DRAFT	3

(This page filed under Transmittal No. 23)

Issued: April 13, 2001

Effective: April 28, 2001

Vice President
2980 Fairview Park Drive, Falls Church, Virginia 22042

ACCESS SERVICE

14. Operating Territory of the Verizon Telephone Companies (Cont'd)14.6 Rate Zones Wire Center Assignment (Cont'd)

WIRE CENTER ZONE ASSIGNMENTS

<u>STATE</u>	<u>CLLI</u>	<u>NAME</u>	<u>RATE ZONE</u>
VA	STPLVASP	SAINT PAUL	3
	STTNVAST	STAUNTON	3
	STTNVAVE	VERONA	3
	SWCKVASC	SWORDS CREEK	3
	SWVLVASV	STEWARTSVILLE	3
	THPLVATP	THE PLAINS	3
	TMVLVATV	TEMPERANCEVILL	3
	TNGRVATG	TANGIER	3
	TOANVATO	TOANO	3
	UNVLVAUV	UNIONVILLE	3
	UPVLVAUP	UPPERVILLE	3
	VARNVAVR	VARINA	3
	VINNVAVN	VIENNA	3
	VRBHVACT	CENTERVILLE TP	3
	VRBHVAGN	GREAT NECK RD	3
	VRBHVAIL	INDIAN LAKES	3
	VRBHVARC	ROBBINS CORNER	3
	VRBHVASR	SALEM ROAD	3
	WHOKVAWO	WHITE OAK	3
	WHVLVAWH	WHALEYVILLE	3
	WISEVAWI	WISE	3
	WNCHVANM	NORTH MOUNTAIN	3
	WNTRVAWG	WINTERGREEN	3
	WSPNVAWP	WEST POINT	3
	WTFRVAWT	WATERFORD	3
	WVRLVAWV	WAVERLY	3
WV	CHTNWVLE	CHARLESTON	1
	BCKLWVWD	BECKLEY	2
	CLBGWVMA	CLARKSBURG	2
	HNTNWVDT	HUNTINGTON	2
	MRBGWVBU	MARTINSBURG	2
	PRBGWVKT	PARKERSBURG	2
	STALWVSA	SAINT ALBANS	2
	ALCKWVAK	ALUM CREEK	3
	ALDRWVAD	ALDERSON	3
	ALLYWVAL	ALLOY	3
	ANSTWVAN	ANSTED	3
	APGVWVAP	APPLE GROVE	3
	BAVLWVPE	BARBOURSVILLE	3
	BCKHWVFL	BUCKHANNON	3
	BFLOWVBL	BUFFALO	3
	BHBTWVBE	BEECH BOTTOM	3
	BLLEWVRV	BELLE	3
	BLTNWVBB	BELINGTON	3
	BRDSWVBK	BRADSHAW	3
	BRNDWVBY	BRANDYWINE	3

(This page filed under Transmittal No. 23)

Issued: April 13, 2001

Effective: April 28, 2001

Vice President
2980 Fairview Park Drive, Falls Church, Virginia 22042

ACCESS SERVICE

14. Operating Territory of the Verizon Telephone Companies (Cont'd)

14.6 Rate Zones Wire Center Assignment (Cont'd)

(D)

(D)

(This page filed under Transmittal No. 1163)

Issued: September 16, 2011

Effective: October 1, 2011

Vice President, Federal Regulatory
1300 I Street, NW, Washington, DC 20005

(T)
(T)

ACCESS SERVICE

14. Operating Territory of the Verizon Telephone Companies (Cont'd)

14.6 Rate Zones Wire Center Assignment (Cont'd)

(D)

(D)

(This page filed under Transmittal No. 1163)

Issued: September 16, 2011

Effective: October 1, 2011

Vice President, Federal Regulatory
1300 I Street, NW, Washington, DC 20005

(T)

(T)

ACCESS SERVICE

14. Operating Territory of the Verizon Telephone Companies (Cont'd)

14.6 Rate Zones Wire Center Assignment (Cont'd)

(D)

(D)

(This page filed under Transmittal No. 1163)

Issued: September 16, 2011

Effective: October 1, 2011

Vice President, Federal Regulatory
1300 I Street, NW, Washington, DC 20005

(T)
(T)

ACCESS SERVICE

14. Operating Territory of the Verizon Telephone Companies (Cont'd)14.7 Metropolitan Statistical Areas

(A) General

Wire centers within the Telephone Company's operating territories have been arranged in Metropolitan Statistical Areas (MSAs). MSAs may achieve various phases of pricing relief pursuant to Subpart H of the Commission's Part 69 Rules. Telephone Company MSAs which qualify for Phase II pricing relief are shown in (C) following which identifies the MSA Name, MSA identification number, level of pricing relief for the MSA, and the CLLI, State and price band for each wire center within the MSA. Wire centers within a non-qualifying Phase II MSA are not subject to price banding and are not included in (C) following. Service provided from a qualifying MSA is subject to price band rates as determined by the level of pricing relief described in (1) and (2) following. All rates and charges are provided with in the same section of the tariff as the service descriptions.

(1) Level 1 MSA Pricing

MSAs assigned to Level 1 pricing are those MSAs which have achieved Phase II pricing relief for all rate elements associated with the portion of the transmission path connecting an Interexchange Carrier's Point of Presence to the wire center serving the secondary location involved (i.e., End User's designated premises). The rate elements associated with the transmission path are those rate elements applicable for the type of service involved whether configured on a point-to-point basis or in ring architecture. For example, a High Capacity 1.544 Mbps Service as set forth in Section 7.2.9 preceding is comprised of channel termination, channel mileage and optional features and functions rate elements. An OC12 DSR ring as set forth in Section 23.1 following is comprised of nodes, channel mileage and port rate elements. Rates and charges for rate elements subject to Level 1 pricing are shown in terms of price bands. To determine the price band for a rate element, first locate the wire center in (C) following from which the service is provided and find the corresponding rate band. Rates and charges for the rate elements associated with connecting the secondary location to its serving wire center are either the N-MSA (non-qualifying MSA) rates or the appropriate Rate Zone rates.

(T)

(T)

(Issued under Transmittal No. 640)

Issued: November 14, 2005

Effective: November 29, 2005

Vice President, Federal Regulatory
1300 I Street, NW, Washington, D.C. 20005

ACCESS SERVICE

14. Operating Territory of the Verizon Telephone Companies (Cont'd)14.7 Metropolitan Statistical Areas (Cont'd)

(N)

(A) General (Cont'd)

(2) Level 2 MSA Pricing

MSAs assigned to Level 2 pricing are those MSAs which have achieved Phase II pricing relief for all rate elements associated with the end-to-end transmission path connecting the Interexchange Carrier's Point of Presence to the secondary location involved. The rate elements associated with the transmission path are those rate elements applicable for the type of service involved whether configured on a point-to-point basis or in a ring architecture.

Rates and charges for rate elements subject to Level 2 pricing are shown in the section of the tariff as the corresponding service descriptions and are shown in terms of price bands. To determine the price band for a rate element, first locate the wire center in (C) following from which the service is provided and find the corresponding rate band.

(N)

(This page filed under Transmittal No. 55)

Issued: June 18, 2001

Effective: July 3, 2001

Vice President
2980 Fairview Park Drive, Falls Church, Virginia 22042

ACCESS SERVICE

14. Operating Territory of the Verizon Telephone Companies (Cont'd)14.7 Metropolitan Statistical Areas (Cont'd)

(B) Services Subject to MSA Price Banding

The Switched Access services, which are subject to MSA price bands, and which are also subject to Contract Tariff Options in those MSAs which qualify for Phase I or Phase II pricing relief, are as follows:

- Facilities Management Service
- Local Transport, Entrance Facilities
- Local Transport, Direct Trunked Transport
- Local Transport, Optional Features, Multiplexing

The Special Access services, which are subject to MSA price bands, and which are also subject to Contract Tariff Options in those MSAs which qualify for Phase I or Phase II pricing relief, are as follows:

- Bonded Digital Link Service
- Channel Extension Service
- Digital Data Service (DDS)
- Facilities Management Service (FMS)
- High Capacity DS1 and DS3
- IntelliLight Broadband Transport (IBT)
- IntelliLight Entrance Facilities (IEF)
- IntelliLight Optical Transport Service (IOTS)
- IntelliLight Shared Dual Path (ISDP)
- IntelliLight Shared Assurance Network (ISAN)
- IntelliLight Shared Single Path (ISSP)
- IntelliMux
- Internet Protocol Routing Service (IPRS)
- LAN Extension Service
- Lightwave
- Metallic
- Non-Standard Premises Connection Charge
- Program Audio
- Telecommunications Service Priority System (TSP)
- Telegraph
- Verizon Dedicated SONET Ring (DSR)
- Verizon Optical Networking
- Video
- Voice Grade
- WATS Access Line
- Wideband Data

The Fast Packet services which are subject to Contract Tariff Options in those MSAs which qualify for Phase I pricing relief are as follows:

- Exchange Access Frame Relay Service
- Exchange Access Asynchronous Transfer Mode Cell Relay Service
- ATM Cell Relay Service
- Transparent LAN Service

(D)

(Issued under Transmittal No. 1086)

Issued: May 7, 2010

Effective: May 22, 2010

Vice President, Federal Regulatory
1300 I Street, NW, Washington, D.C. 20005

ACCESS SERVICE

14. Operating Territory of the Verizon Telephone Companies (Cont'd)14.7 Metropolitan Statistical Areas (Cont'd)

(C) Rate Regulations

When the Interexchange Carrier's Point of Presence is located at a Collocated Interconnection Service multiplexing node or virtual collocation arrangement, price band rates and charges do not apply to any rate element associated with providing service to the Collocated Interconnection arrangement. (T)

To determine the price band for the channel mileage rate element when the wire centers involved are located within different price bands, apply the rates and charges for the higher price band number. When one of the wire centers involved is subject to price band rating and the other wire center involved is not subject to price band rating, the rates and charges applicable to the channel mileage element will be the N-MSA or Rate Zone rates and charges.

For the avoidance of doubt, in accordance with Section 2.4.7 of this Tariff, only Telephone Company wire centers in the operating territory of this Tariff will be considered in order to determine the applicable channel mileage rate element. If one wire center is in the operating territory of this Tariff and the other wire center is not, the rates and charges applicable to the channel mileage rate element will be dependent upon the level of pricing flexibility of only the wire center that is in the Telephone Company's operating territory.

However, for service within the New York-New Jersey Corridor, any Verizon wire center within the operating territory of the New York - New Jersey Corridor will be considered in order to determine the applicable channel mileage rate element.

(This page filed under Transmittal No. 1308)

Issued: May 1, 2015

Effective: May 16, 2015

Vice President, Federal Regulatory
1300 I Street, NW, Washington, D.C. 20005

ACCESS SERVICE

14. Operating Territory of the Verizon Telephone Companies (Cont'd)14.7 Metropolitan Statistical Areas (Cont'd)

(C) Rate Regulations (Cont'd)

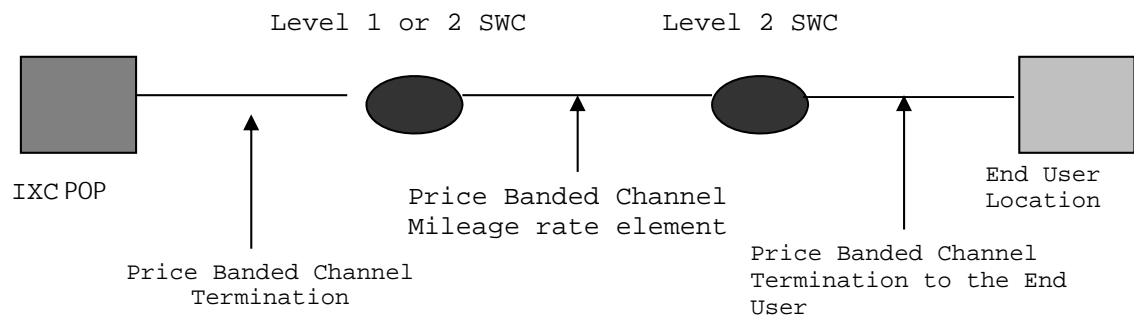
When service is provided under a Term Pricing Plan with a Commitment Discount as set forth in Sections 6.8.22(A) and (B), and 7.4.13(A) and (B) preceding, the discount percentage shall be applied to the rate applicable to the price band involved.

When service is provided as part of a Shared Use Arrangement, price band billing may apply to both, the switched access and the special access, portions of the facility.

The application of rates and charges for service subject to MSA pricing relief are described in Sections 6.8.1 and 7.4.1 preceding.

The following examples depict the application of the rate elements associated with a typical Access Service subject to Level 1 or Level 2 pricing.

Example: Level 1 or 2 pricing at POP SWC to Level 2 pricing at EU SWC



(x) Material on this page formerly appeared on 1st Revised Page 14-47.

(This page filed under Transmittal No. 1205)

Issued: September 21, 2012

Effective: October 6, 2012

Vice President, Federal Regulatory
1300 I Street, NW, Washington, D.C. 20005

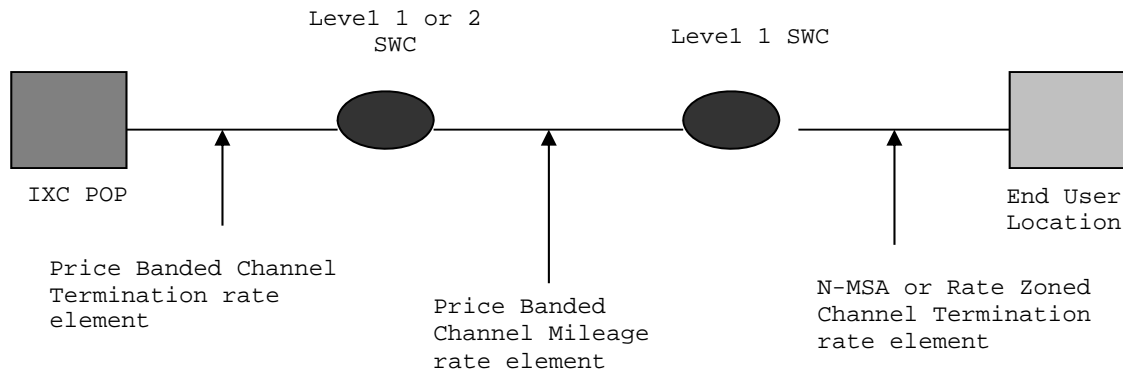
ACCESS SERVICE

14. Operating Territory of the Verizon Telephone Companies (Cont'd)

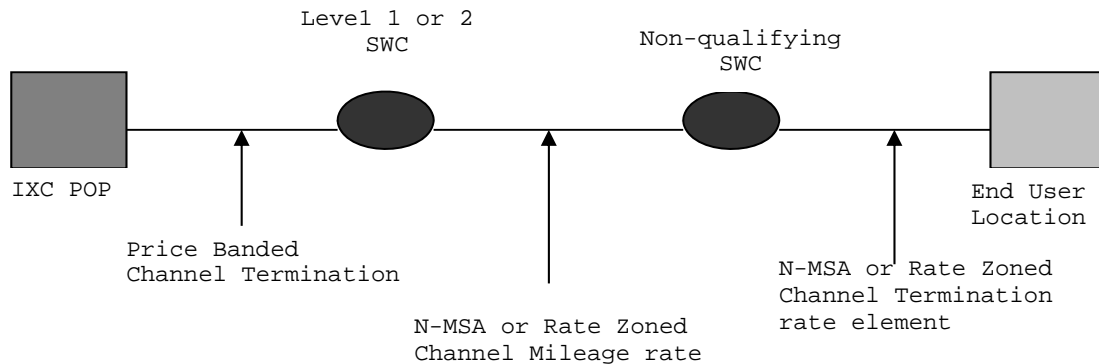
14.7 Metropolitan Statistical Areas (Cont'd)

(C) Rate Regulations (Cont'd)

Example: Level 1 or 2 pricing at POP SWC to Level 1 pricing at EU SWC



Example: Level 1 or 2 pricing at POP SWC to a Non-qualifying EU SWC



(This page filed under Transmittal No. 55)

Issued: June 18, 2001

Effective: July 3, 2001

Vice President
2980 Fairview Park Drive, Falls Church, Virginia 22042

ACCESS SERVICE

14. Operating Territory of the Verizon Telephone Companies (Cont'd)14.7 Metropolitan Statistical Areas (Cont'd)

(T)

<u>MSA ID</u>	<u>MSA Name</u>	<u>MSA Level</u>	<u>State</u>	<u>SWC CLLI</u>	<u>Price Band</u>
1	NEW YORK NY	1	NJ	BDBKNJBD	5
1	NEW YORK NY	1	NJ	BDMNNJ01	5
1	NEW YORK NY	1	NJ	BLFDNJBL	6
1	NEW YORK NY	1	NJ	BLVLNJBE	6
1	NEW YORK NY	1	NJ	BNTNNJBN	5
1	NEW YORK NY	1	NJ	BRVLNJBE	6
1	NEW YORK NY	1	NJ	BYNNNJ02	6
1	NEW YORK NY	1	NJ	CFPKNJCS	5
1	NEW YORK NY	1	NJ	CFTNNJCF	6
1	NEW YORK NY	1	NJ	CLSTNJCO	5
1	NEW YORK NY	1	NJ	CLWLNJCW	6
1	NEW YORK NY	1	NJ	CNFRNJCR	5
1	NEW YORK NY	1	NJ	DNVLNJRK	6
1	NEW YORK NY	1	NJ	DOVRNJDO	6
1	NEW YORK NY	1	NJ	DUMTNJDM	5
1	NEW YORK NY	1	NJ	ELZBNJEL	4
1	NEW YORK NY	1	NJ	ENWDNJEN	4
1	NEW YORK NY	1	NJ	EORNNJEO	5
1	NEW YORK NY	1	NJ	ERLKNJEL	6
1	NEW YORK NY	1	NJ	FRFDNJFA	5
1	NEW YORK NY	1	NJ	FRLNNJFL	5
1	NEW YORK NY	1	NJ	FTLENJLE	4
1	NEW YORK NY	1	NJ	HCKNNJHK	4
1	NEW YORK NY	1	NJ	HLDLNJWE	4
1	NEW YORK NY	1	NJ	HLDNNJ01	5
1	NEW YORK NY	1	NJ	IVTNNJES	5
1	NEW YORK NY	1	NJ	JRCYNJBR	4
1	NEW YORK NY	1	NJ	JRCYNJJO	4
1	NEW YORK NY	1	NJ	KRNYNJKN	6
1	NEW YORK NY	1	NJ	LNDNNJ01	6
1	NEW YORK NY	1	NJ	LNNGNJHC	6
1	NEW YORK NY	1	NJ	LTFLNJLF	6
1	NEW YORK NY	1	NJ	LTFYNJLF	5
1	NEW YORK NY	1	NJ	LVTNNJLI	5
1	NEW YORK NY	1	NJ	MDSNNJMA	5
1	NEW YORK NY	1	NJ	MGTNNJMI	6
1	NEW YORK NY	1	NJ	MLBNNJMB	5
1	NEW YORK NY	1	NJ	MNHMNJMD	6
1	NEW YORK NY	1	NJ	MRTWNJMR	4
1	NEW YORK NY	1	NJ	MTCHNJMT	4
1	NEW YORK NY	1	NJ	MTCLNJMC	5
1	NEW YORK NY	1	NJ	MTVWNJMV	5
1	NEW YORK NY	1	NJ	NBRGNJNB	5

(This page filed under Transmittal No. 1018)

Issued: May 28, 2009

Effective: June 12, 2009

Vice President, Federal Regulatory
1300 I Street, NW, Washington, DC 20005(T)
(T)

ACCESS SERVICE

14. Operating Territory of the Verizon Telephone Companies (Cont'd)14.7 Metropolitan Statistical Areas (Cont'd)

(T)

<u>MSA ID</u>	<u>MSA Name</u>	<u>MSA Level</u>	<u>State</u>	<u>SWC CLLI</u>	<u>Price Band</u>
1	NEW YORK NY	1	NJ	NBWKJNB	4
1	NEW YORK NY	1	NJ	NFLDNJNF	6
1	NEW YORK NY	1	NJ	NSHNNJ01	6
1	NEW YORK NY	1	NJ	NTCNNJ01	6
1	NEW YORK NY	1	NJ	NTLYNJNU	6
1	NEW YORK NY	1	NJ	NWPVNJMH	6
1	NEW YORK NY	1	NJ	NWRKNJ02	4
1	NEW YORK NY	1	NJ	NWRKNJ03	5
1	NEW YORK NY	1	NJ	NWRKNJIR	5
1	NEW YORK NY	1	NJ	NWRKNJWA	6
1	NEW YORK NY	1	NJ	OKLDNJ01	6
1	NEW YORK NY	1	NJ	PLFDNJPF	4
1	NEW YORK NY	1	NJ	PSSCNJPS	4
1	NEW YORK NY	1	NJ	PTSNNJAR	5
1	NEW YORK NY	1	NJ	RCPKNJ02	4
1	NEW YORK NY	1	NJ	RGWDNJRW	4
1	NEW YORK NY	1	NJ	RMSYNJRM	4
1	NEW YORK NY	1	NJ	RSLLNJRL	5
1	NEW YORK NY	1	NJ	RTFRNJRU	4
1	NEW YORK NY	1	NJ	RVDLNJPL	5
1	NEW YORK NY	1	NJ	RVEDNJOR	5
1	NEW YORK NY	1	NJ	SMMTNJSM	5
1	NEW YORK NY	1	NJ	SORGNJSO	5
1	NEW YORK NY	1	NJ	SOVLNJSM	4
1	NEW YORK NY	1	NJ	SUCCNJSU	6
1	NEW YORK NY	1	NJ	UNCYNJ02	4
1	NEW YORK NY	1	NJ	UNINNJUV	5
1	NEW YORK NY	1	NJ	WDPTNJWP	6
1	NEW YORK NY	1	NJ	WHIPNJWH	5
1	NEW YORK NY	1	NJ	WMFRNJ01	6
1	NEW YORK NY	1	NJ	WORNJWO	6
1	NEW YORK NY	1	NJ	WSFDNJWS	5
1	NEW YORK NY	1	NJ	WYCKNJWK	6
4	PHILADELPHIA PA-NJ	1	NJ	BKWDNJBW	6
4	PHILADELPHIA PA-NJ	1	NJ	BOTWNJBO	6
4	PHILADELPHIA PA-NJ	1	NJ	BRLNNJBR	6
4	PHILADELPHIA PA-NJ	1	NJ	BURLNJBU	5
4	PHILADELPHIA PA-NJ	1	NJ	BWMLNJ01	6

(This page filed under Transmittal No. 1018)

Issued: May 28, 2009

Effective: June 12, 2009

Vice President, Federal Regulatory
1300 I Street, NW, Washington, DC 20005(T)
(T)

ACCESS SERVICE

14. Operating Territory of the Verizon Telephone Companies (Cont'd)14.7 Metropolitan Statistical Areas (Cont'd)

(T)

<u>MSA ID</u>	<u>MSA Name</u>	<u>MSA Level</u>	<u>State</u>	<u>SWC CLLI</u>	<u>Price Band</u>
4	PHILADELPHIA PA-NJ	1	NJ	CLWDNJCW	5
4	PHILADELPHIA PA-NJ	1	NJ	CMDNNJCE	4
4	PHILADELPHIA PA-NJ	1	NJ	CNMNNJRT	5
4	PHILADELPHIA PA-NJ	1	NJ	CRHLNJCH	6
4	PHILADELPHIA PA-NJ	1	NJ	EHCYNJEH	6
4	PHILADELPHIA PA-NJ	1	NJ	FKVLNJFK	6
4	PHILADELPHIA PA-NJ	1	NJ	FLRNNJFL	6
4	PHILADELPHIA PA-NJ	1	NJ	GLBONJGB	5
4	PHILADELPHIA PA-NJ	1	NJ	GLCYNJGL	6
4	PHILADELPHIA PA-NJ	1	NJ	HDFDNJHD	4
4	PHILADELPHIA PA-NJ	1	NJ	LDVLNJLD	6
4	PHILADELPHIA PA-NJ	1	NJ	LEHTNJ01	6
4	PHILADELPHIA PA-NJ	1	NJ	LMVLNJLV	6
4	PHILADELPHIA PA-NJ	1	NJ	LRSPNJLS	4
4	PHILADELPHIA PA-NJ	1	NJ	MARLNJMA	4
4	PHILADELPHIA PA-NJ	1	NJ	MDFDNJ01	6
4	PHILADELPHIA PA-NJ	1	NJ	MHVLNJME	4
4	PHILADELPHIA PA-NJ	1	NJ	MLHLNJMH	6
4	PHILADELPHIA PA-NJ	1	NJ	MNTUNJWE	6
4	PHILADELPHIA PA-NJ	1	NJ	MSTWNJMO	4
4	PHILADELPHIA PA-NJ	1	NJ	MTHLNJMH	5
4	PHILADELPHIA PA-NJ	1	NJ	PLBONJPB	6
4	PHILADELPHIA PA-NJ	1	NJ	PNVLNJPV	6
4	PHILADELPHIA PA-NJ	1	NJ	RNMNDJBK	6
4	PHILADELPHIA PA-NJ	1	NJ	RVSDNJRS	6
4	PHILADELPHIA PA-NJ	1	NJ	SWBONJSW	6
4	PHILADELPHIA PA-NJ	1	NJ	VNTWNJ01	6
4	PHILADELPHIA PA-NJ	1	NJ	WDBYNJWB	6
4	PHILADELPHIA PA-NJ	1	NJ	WHNGNJ01	6
4	PHILADELPHIA PA-NJ	1	NJ	WLBONJWB	6
4	PHILADELPHIA PA-NJ	1	NJ	WLTWNJ02	6
4	PHILADELPHIA PA-NJ	1	NJ	WRTWNJFD	6
4	PHILADELPHIA PA-NJ	1	PA	AMBLPAAM	5
4	PHILADELPHIA PA-NJ	1	PA	ARMRPAAR	6
4	PHILADELPHIA PA-NJ	1	PA	BCYNPABC	5
4	PHILADELPHIA PA-NJ	1	PA	BRSTPABR	5
4	PHILADELPHIA PA-NJ	1	PA	BRYMPABM	6
4	PHILADELPHIA PA-NJ	1	PA	BTHYPABH	6
4	PHILADELPHIA PA-NJ	1	PA	CGVLPACL	6
4	PHILADELPHIA PA-NJ	1	PA	CHESPACA	6
4	PHILADELPHIA PA-NJ	1	PA	CHESPACB	6
4	PHILADELPHIA PA-NJ	1	PA	CHTTPACT	6
4	PHILADELPHIA PA-NJ	1	PA	CHVLPACH	5

(This page filed under Transmittal No. 1018)

Issued: May 28, 2009

Effective: June 12, 2009

Vice President, Federal Regulatory
1300 I Street, NW, Washington, DC 20005(T)
(T)

ACCESS SERVICE

14. Operating Territory of the Verizon Telephone Companies (Cont'd)14.7 Metropolitan Statistical Areas (Cont'd)

(T)

<u>MSA ID</u>	<u>MSA Name</u>	<u>MSA Level</u>	<u>State</u>	<u>SWC CLLI</u>	<u>Price Band</u>
4	PHILADELPHIA PA-NJ	1	PA	CNSHPACN	5
4	PHILADELPHIA PA-NJ	1	PA	CTVLPACV	6
4	PHILADELPHIA PA-NJ	1	PA	DWTWPADT	6
4	PHILADELPHIA PA-NJ	1	PA	DYTWPA DB	5
4	PHILADELPHIA PA-NJ	1	PA	EAGLPAEG	6
4	PHILADELPHIA PA-NJ	1	PA	EDTNPAED	5
4	PHILADELPHIA PA-NJ	1	PA	EXTNPAEX	5
4	PHILADELPHIA PA-NJ	1	PA	GLLDPA GN	6
4	PHILADELPHIA PA-NJ	1	PA	HRLVPAHV	6
4	PHILADELPHIA PA-NJ	1	PA	HTBOPA HB	5
4	PHILADELPHIA PA-NJ	1	PA	JENKPAJK	5
4	PHILADELPHIA PA-NJ	1	PA	KGPRPAKP	4
4	PHILADELPHIA PA-NJ	1	PA	KNSQPAKS	6
4	PHILADELPHIA PA-NJ	1	PA	KRLNPAKL	6
4	PHILADELPHIA PA-NJ	1	PA	LANGPALA	5
4	PHILADELPHIA PA-NJ	1	PA	LARCPALM	6
4	PHILADELPHIA PA-NJ	1	PA	LNDLPALD	6
4	PHILADELPHIA PA-NJ	1	PA	LNLXPALN	6
4	PHILADELPHIA PA-NJ	1	PA	LNSDPALD	6
4	PHILADELPHIA PA-NJ	1	PA	MEDIPAME	6
4	PHILADELPHIA PA-NJ	1	PA	MRSLPAMV	6
4	PHILADELPHIA PA-NJ	1	PA	NRTWPANR	5
4	PHILADELPHIA PA-NJ	1	PA	NWLSPANW	6
4	PHILADELPHIA PA-NJ	1	PA	NWTWPANW	6
4	PHILADELPHIA PA-NJ	1	PA	PAOLPAPA	4
4	PHILADELPHIA PA-NJ	1	PA	PHLAPABA	5
4	PHILADELPHIA PA-NJ	1	PA	PHLAPACH	5
4	PHILADELPHIA PA-NJ	1	PA	PHLAPADB	5
4	PHILADELPHIA PA-NJ	1	PA	PHLAPADE	4
4	PHILADELPHIA PA-NJ	1	PA	PHLAPAEV	4
4	PHILADELPHIA PA-NJ	1	PA	PHLAPAEW	6
4	PHILADELPHIA PA-NJ	1	PA	PHLAPAGE	5
4	PHILADELPHIA PA-NJ	1	PA	PHLAPATV	6
4	PHILADELPHIA PA-NJ	1	PA	PHLAPAJE	5
4	PHILADELPHIA PA-NJ	1	PA	PHLAPAKR	6
4	PHILADELPHIA PA-NJ	1	PA	PHLAPALO	4
4	PHILADELPHIA PA-NJ	1	PA	PHLAPAMK	4
4	PHILADELPHIA PA-NJ	1	PA	PHLAPAMY	5
4	PHILADELPHIA PA-NJ	1	PA	PHLAPAOR	5
4	PHILADELPHIA PA-NJ	1	PA	PHLAPAPE	4
4	PHILADELPHIA PA-NJ	1	PA	PHLAPAPI	5
4	PHILADELPHIA PA-NJ	1	PA	PHLAPAPO	5
4	PHILADELPHIA PA-NJ	1	PA	PHLAPARE	6
4	PHILADELPHIA PA-NJ	1	PA	PHLAPASA	6
4	PHILADELPHIA PA-NJ	1	PA	PHLAPASH	5

(This page filed under Transmittal No. 1018)

Issued: May 28, 2009

Effective: June 12, 2009

Vice President, Federal Regulatory
1300 I Street, NW, Washington, DC 20005

(T)

(T)

ACCESS SERVICE

14. Operating Territory of the Verizon Telephone Companies (Cont'd)14.7 Metropolitan Statistical Areas (Cont'd)

(T)

<u>MSA ID</u>	<u>MSA Name</u>	<u>MSA Level</u>	<u>State</u>	<u>SWC CLLI</u>	<u>Price Band</u>
4	PHILADELPHIA PA-NJ	1	PA	PHLAPATR	5
4	PHILADELPHIA PA-NJ	1	PA	PHLAPAWV	5
4	PHILADELPHIA PA-NJ	1	PA	PNBGPAPB	6
4	PHILADELPHIA PA-NJ	1	PA	PRKSPAPE	6
4	PHILADELPHIA PA-NJ	1	PA	PTTWPAPT	5
4	PHILADELPHIA PA-NJ	1	PA	PXVLPAPV	6
4	PHILADELPHIA PA-NJ	1	PA	QKTWPAQT	6
4	PHILADELPHIA PA-NJ	1	PA	RDPKPARP	6
4	PHILADELPHIA PA-NJ	1	PA	SDTNPASD	6
4	PHILADELPHIA PA-NJ	1	PA	SPFDPASF	6
4	PHILADELPHIA PA-NJ	1	PA	TRPRPATR	5
4	PHILADELPHIA PA-NJ	1	PA	TULYPATU	5
4	PHILADELPHIA PA-NJ	1	PA	WAYNPAWY	4
4	PHILADELPHIA PA-NJ	1	PA	WCHSPAWC	4
4	PHILADELPHIA PA-NJ	1	PA	WGTNPAWR	5
4	PHILADELPHIA PA-NJ	1	PA	WLGRPAWG	5
4	PHILADELPHIA PA-NJ	1	PA	YRDLPAYL	6
8	WASHINGTON DC-MD-VA	1	DC	WASHDCAC	6
8	WASHINGTON DC-MD-VA	1	DC	WASHDCBK	6
8	WASHINGTON DC-MD-VA	1	DC	WASHDCBN	6
8	WASHINGTON DC-MD-VA	1	DC	WASHDCCH	6
8	WASHINGTON DC-MD-VA	1	DC	WASHDCDK	6
8	WASHINGTON DC-MD-VA	1	DC	WASHDCDN	4
8	WASHINGTON DC-MD-VA	1	DC	WASHDCDP	4
8	WASHINGTON DC-MD-VA	1	DC	WASHDCFI	6
8	WASHINGTON DC-MD-VA	1	DC	WASHDCGG	4
8	WASHINGTON DC-MD-VA	1	DC	WASHDCGT	4
8	WASHINGTON DC-MD-VA	1	DC	WASHDCLC	5
8	WASHINGTON DC-MD-VA	1	DC	WASHDCMO	4
8	WASHINGTON DC-MD-VA	1	DC	WASHDCMT	4
8	WASHINGTON DC-MD-VA	1	DC	WASHDCSE	6
8	WASHINGTON DC-MD-VA	1	DC	WASHDCSW	4
8	WASHINGTON DC-MD-VA	1	DC	WASHDCWL	4
8	WASHINGTON DC-MD-VA	1	MD	ALTWMDAT	6
8	WASHINGTON DC-MD-VA	1	MD	BOWIMDBO	6
8	WASHINGTON DC-MD-VA	1	MD	BTHSMDBD	5
8	WASHINGTON DC-MD-VA	1	MD	BTHSMDRP	4
8	WASHINGTON DC-MD-VA	1	MD	BTHSMDWA	5
8	WASHINGTON DC-MD-VA	1	MD	BTHSMDWW	5
8	WASHINGTON DC-MD-VA	1	MD	BTVLMDBV	5
8	WASHINGTON DC-MD-VA	1	MD	CHCHMDBE	4
8	WASHINGTON DC-MD-VA	1	MD	CLPKMDBW	5

(This page filed under Transmittal No. 1018)

Issued: May 28, 2009

Effective: June 12, 2009

Vice President, Federal Regulatory
1300 I Street, NW, Washington, DC 20005(T)
(T)

ACCESS SERVICE

14. Operating Territory of the Verizon Telephone Companies (Cont'd)14.7 Metropolitan Statistical Areas (Cont'd)

(T)

<u>MSA ID</u>	<u>MSA Name</u>	<u>MSA Level</u>	<u>State</u>	<u>SWC CLLI</u>	<u>Price Band</u>
8	WASHINGTON DC-MD-VA	1	MD	CLTNMDCL	6
8	WASHINGTON DC-MD-VA	1	MD	CPHGMDCA	6
8	WASHINGTON DC-MD-VA	1	MD	DMSCMDDE	6
8	WASHINGTON DC-MD-VA	1	MD	FRDRMDFR	4
8	WASHINGTON DC-MD-VA	1	MD	FTWSMDCP	6
8	WASHINGTON DC-MD-VA	1	MD	GMTWMDGN	5
8	WASHINGTON DC-MD-VA	1	MD	GTBGMDGB	4
8	WASHINGTON DC-MD-VA	1	MD	HYVLMDCM	6
8	WASHINGTON DC-MD-VA	1	MD	HYVLMDDHY	5
8	WASHINGTON DC-MD-VA	1	MD	HYVLMDDRI	6
8	WASHINGTON DC-MD-VA	1	MD	LARLMDDY	4
8	WASHINGTON DC-MD-VA	1	MD	LDVRMDLO	5
8	WASHINGTON DC-MD-VA	1	MD	LNHMMDLN	5
8	WASHINGTON DC-MD-VA	1	MD	LPLTMDLA	6
8	WASHINGTON DC-MD-VA	1	MD	MRBOMDMB	6
8	WASHINGTON DC-MD-VA	1	MD	MRKKMDMK	6
8	WASHINGTON DC-MD-VA	1	MD	NRBHMDNE	6
8	WASHINGTON DC-MD-VA	1	MD	OLNYMDOK	6
8	WASHINGTON DC-MD-VA	1	MD	OXHLMDOH	6
8	WASHINGTON DC-MD-VA	1	MD	RKVLMDMR	4
8	WASHINGTON DC-MD-VA	1	MD	RKVLMDRV	4
8	WASHINGTON DC-MD-VA	1	MD	SLSPMDCV	5
8	WASHINGTON DC-MD-VA	1	MD	SLSPMDNB	5
8	WASHINGTON DC-MD-VA	1	MD	SLSPMDNW	5
8	WASHINGTON DC-MD-VA	1	MD	SLSPMDSS	4
8	WASHINGTON DC-MD-VA	1	MD	STLDMDSL	5
8	WASHINGTON DC-MD-VA	1	MD	TMHLMDDTH	6
8	WASHINGTON DC-MD-VA	1	MD	UPMRMDCC	6
8	WASHINGTON DC-MD-VA	1	MD	WDRFMDWD	4
8	WASHINGTON DC-MD-VA	1	MD	WHTNMDWT	5
8	WASHINGTON DC-MD-VA	1	MD	WLVLMDWL	6
8	WASHINGTON DC-MD-VA	1	VA	ALXNVAAD	5
8	WASHINGTON DC-MD-VA	1	VA	ALXNVAAX	4
8	WASHINGTON DC-MD-VA	1	VA	ALXNVABA	4
8	WASHINGTON DC-MD-VA	1	VA	ALXNVABR	6
8	WASHINGTON DC-MD-VA	1	VA	ALXNVACN	5
8	WASHINGTON DC-MD-VA	1	VA	ALXNVAFR	6
8	WASHINGTON DC-MD-VA	1	VA	ALXNVAMV	5
8	WASHINGTON DC-MD-VA	1	VA	ARTNVAAAR	4
8	WASHINGTON DC-MD-VA	1	VA	ARTNVACK	4
8	WASHINGTON DC-MD-VA	1	VA	ARTNVACY	5
8	WASHINGTON DC-MD-VA	1	VA	ARTNVAFD	5
8	WASHINGTON DC-MD-VA	1	VA	ASBNVAAS	6
8	WASHINGTON DC-MD-VA	1	VA	CLPPVACU	6
8	WASHINGTON DC-MD-VA	1	VA	CNVIVACT	4
8	WASHINGTON DC-MD-VA	1	VA	FLCHVAMF	5

(This page filed under Transmittal No. 1018)

Issued: May 28, 2009

Effective: June 12, 2009

Vice President, Federal Regulatory
1300 I Street, NW, Washington, DC 20005(T)
(T)

ACCESS SERVICE

14. Operating Territory of the Verizon Telephone Companies (Cont'd)14.7 Metropolitan Statistical Areas (Cont'd)

(T)

<u>MSA ID</u>	<u>MSA Name</u>	<u>MSA Level</u>	<u>State</u>	<u>SWC CLLI</u>	<u>Price Band</u>
8	WASHINGTON DC-MD-VA	1	VA	FRBGVAFB	5
8	WASHINGTON DC-MD-VA	1	VA	FRBGVALH	6
8	WASHINGTON DC-MD-VA	1	VA	FRFXVABF	5
8	WASHINGTON DC-MD-VA	1	VA	FRFXVAFF	4
8	WASHINGTON DC-MD-VA	1	VA	GRFLVAGF	6
8	WASHINGTON DC-MD-VA	1	VA	GVTNVAGR	6
8	WASHINGTON DC-MD-VA	1	VA	HRNDVADU	5
8	WASHINGTON DC-MD-VA	1	VA	HRNDVAHE	4
8	WASHINGTON DC-MD-VA	1	VA	HRNDVAST	5
8	WASHINGTON DC-MD-VA	1	VA	HRWDVAHW	6
8	WASHINGTON DC-MD-VA	1	VA	LRTNVAGU	6
8	WASHINGTON DC-MD-VA	1	VA	LSBGVALB	5
8	WASHINGTON DC-MD-VA	1	VA	MCLNVALV	4
8	WASHINGTON DC-MD-VA	1	VA	PNTGVADF	5
8	WASHINGTON DC-MD-VA	1	VA	RSTNVAFM	4
8	WASHINGTON DC-MD-VA	1	VA	SPFDVASP	5
8	WASHINGTON DC-MD-VA	1	VA	SPTSVASP	6
8	WASHINGTON DC-MD-VA	1	VA	VINNVAVN	6
8	WASHINGTON DC-MD-VA	1	VA	WRTNVAWR	5
13	PITTSBURGH PA	2	PA	ALQPPAAL	6
13	PITTSBURGH PA	2	PA	BGVLPABR	6
13	PITTSBURGH PA	2	PA	BLLVPABE	6
13	PITTSBURGH PA	2	PA	BLVNPABV	6
13	PITTSBURGH PA	2	PA	BRDDPABR	6
13	PITTSBURGH PA	2	PA	BTPKPABP	6
13	PITTSBURGH PA	2	PA	BVFLPABF	6
13	PITTSBURGH PA	2	PA	CARNPACA	6
13	PITTSBURGH PA	2	PA	CHRLPACH	6
13	PITTSBURGH PA	2	PA	CNBGPACA	6
13	PITTSBURGH PA	2	PA	CNLVPACO	6
13	PITTSBURGH PA	2	PA	CRAFPACR	6
13	PITTSBURGH PA	2	PA	CRPLPACO	6
13	PITTSBURGH PA	2	PA	DRMTPADO	5
13	PITTSBURGH PA	2	PA	ELZTPAET	6
13	PITTSBURGH PA	2	PA	FRCHPAFA	6
13	PITTSBURGH PA	2	PA	GLNSPAGL	6
13	PITTSBURGH PA	2	PA	GNBGPAGR	6
13	PITTSBURGH PA	2	PA	HMSTPAHO	6
13	PITTSBURGH PA	2	PA	IRWNPAIR	6
13	PITTSBURGH PA	2	PA	LTRBPALA	6
13	PITTSBURGH PA	2	PA	MCMRPAMC	6
13	PITTSBURGH PA	2	PA	MCPTPAMK	6
13	PITTSBURGH PA	2	PA	MCRKPAMR	6

(Issued under Transmittal No. 1018)

Issued: May 28, 2009

Effective: June 12, 2009

Vice President, Federal Regulatory
1300 I St NW, Washington, D.C. 20005

ACCESS SERVICE

14. Operating Territory of the Verizon Telephone Companies (Cont'd)14.7 Metropolitan Statistical Areas (Cont'd)

(T)

<u>MSA ID</u>	<u>MSA Name</u>	<u>MSA Level</u>	<u>State</u>	<u>SWC CLLI</u>	<u>Price Band</u>
13	PITTSBURGH PA	2	PA	MOVLPA MO	6
13	PITTSBURGH PA	2	PA	NWKNPANK	6
13	PITTSBURGH PA	2	PA	OKMTPAOA	6
13	PITTSBURGH PA	2	PA	PEHLPAPH	6
13	PITTSBURGH PA	2	PA	PITBPAAL	5
13	PITTSBURGH PA	2	PA	PITBPACA	6
13	PITTSBURGH PA	2	PA	PITBPADT	4
13	PITTSBURGH PA	2	PA	PITBPAEL	5
13	PITTSBURGH PA	2	PA	PITBPANS	6
13	PITTSBURGH PA	2	PA	PITBPAOK	5
13	PITTSBURGH PA	2	PA	PITBPASQ	5
13	PITTSBURGH PA	2	PA	PLHSPAPH	6
13	PITTSBURGH PA	2	PA	PYVLPAPE	4
13	PITTSBURGH PA	2	PA	RBTTPART	6
13	PITTSBURGH PA	2	PA	ROCHPARC	6
13	PITTSBURGH PA	2	PA	SHSAPASH	6
13	PITTSBURGH PA	2	PA	TRCKPATC	6
13	PITTSBURGH PA	2	PA	TRNTPATA	6
13	PITTSBURGH PA	2	PA	UNTNPAAUN	6
13	PITTSBURGH PA	2	PA	WASHPAWA	6
13	PITTSBURGH PA	2	PA	WKBGPAAWK	4
13	PITTSBURGH PA	2	PA	WMFLPAWM	6
14	BALTIMORE MD	1	MD	ABRDM DAB	6
14	BALTIMORE MD	1	MD	ANNPMDAN	4
14	BALTIMORE MD	1	MD	ARBTMDAR	6
14	BALTIMORE MD	1	MD	ARMGMDAR	6
14	BALTIMORE MD	1	MD	BLARMDBL	5
14	BALTIMORE MD	1	MD	BLTMM DCH	4
14	BALTIMORE MD	1	MD	BLTMM DED	6
14	BALTIMORE MD	1	MD	BLTMM DFR	6
14	BALTIMORE MD	1	MD	BLTMM DHM	6
14	BALTIMORE MD	1	MD	BLTMM DLB	6
14	BALTIMORE MD	1	MD	BLTMM DMD	6
14	BALTIMORE MD	1	MD	BLTMM DUV	5
14	BALTIMORE MD	1	MD	BLTMM DWL	5
14	BALTIMORE MD	1	MD	BLTMM DYK	5
14	BALTIMORE MD	1	MD	BRKLMDBK	6
14	BALTIMORE MD	1	MD	CHASMDCH	6
14	BALTIMORE MD	1	MD	CLMAMDCB	4
14	BALTIMORE MD	1	MD	CLMAMDOB	6
14	BALTIMORE MD	1	MD	CLVLM DCE	6
14	BALTIMORE MD	1	MD	COTNMDCR	6
14	BALTIMORE MD	1	MD	CTVLM DCT	6
14	BALTIMORE MD	1	MD	CYVLM DCK	5
14	BALTIMORE MD	1	MD	CYVLM DDA	5

(Issued under Transmittal No. 1018)

Issued: May 28, 2009

Effective: June 12, 2009

Vice President, Federal Regulatory
1300 I St NW, Washington, D.C. 20005

ACCESS SERVICE

14. Operating Territory of the Verizon Telephone Companies (Cont'd)14.7 Metropolitan Statistical Areas (Cont'd)

(T)

MSA ID	MSA Name	MSA Level	State	SWC CLLI	Price Band
14	BALTIMORE MD	1	MD	DNDLMDDN	6
14	BALTIMORE MD	1	MD	DRCRMDDC	6
14	BALTIMORE MD	1	MD	EDWDMDEG	6
14	BALTIMORE MD	1	MD	EKRGMDL	6
14	BALTIMORE MD	1	MD	ELCYMDEL	5
14	BALTIMORE MD	1	MD	ESSXMDEX	6
14	BALTIMORE MD	1	MD	FPATMDFR	6
14	BALTIMORE MD	1	MD	GLBRMDGL	5
14	BALTIMORE MD	1	MD	HDGRMDHV	6
14	BALTIMORE MD	1	MD	LARLMDLR	4
14	BALTIMORE MD	1	MD	NRPNMDNP	6
14	BALTIMORE MD	1	MD	ODTNMDON	6
14	BALTIMORE MD	1	MD	OWMLMDOM	6
14	BALTIMORE MD	1	MD	PARLMDPA	6
14	BALTIMORE MD	1	MD	PIVLMDPK	5
14	BALTIMORE MD	1	MD	PKVLMDPK	6
14	BALTIMORE MD	1	MD	PRHLMDPH	6
14	BALTIMORE MD	1	MD	RNTWMDRA	6
14	BALTIMORE MD	1	MD	RSTWMDRS	6
14	BALTIMORE MD	1	MD	SVPKMDSP	6
14	BALTIMORE MD	1	MD	SYVLMDSK	6
14	BALTIMORE MD	1	MD	TWSNMDTW	4
14	BALTIMORE MD	1	MD	WDLWMDWL	6
14	BALTIMORE MD	1	MD	WMNSMDWM	6
43	NORFOLK-VIRIGINA BEACH PORTSMOTH VA/NC, a.k.a. (NORFOLK)				
43	(NORFOLK)	2	VA	CHSKVACD	6
43	(NORFOLK)	2	VA	CHSKVADC	6
43	(NORFOLK)	2	VA	CHSKVAGU	6
43	(NORFOLK)	2	VA	NRFLVABL	6
43	(NORFOLK)	2	VA	NRFLVABS	4
43	(NORFOLK)	2	VA	NRFLVAGS	5
43	(NORFOLK)	2	VA	NRFLVASP	6
43	(NORFOLK)	2	VA	NRFLVAWC	5
43	(NORFOLK)	2	VA	PTMOVAHF	6
43	(NORFOLK)	2	VA	PTMOVAHS	6
43	(NORFOLK)	2	VA	SFFLVASK	6
43	(NORFOLK)	2	VA	VRBHVACC	5
43	(NORFOLK)	2	VA	VRBHVAGN	6
43	(NORFOLK)	2	VA	VRBHVAIL	6
43	(NORFOLK)	2	VA	VRBHVAIR	5
43	(NORFOLK)	2	VA	VRBHVAPT	5
43	(NORFOLK)	2	VA	VRBHVARC	6
43	(NORFOLK)	2	VA	VRBHVAVB	5

(This page filed under Transmittal No. 1018)

Issued: May 28, 2009

Effective: June 12, 2009

Vice President, Federal Regulatory
1300 I Street, NW, Washington, DC 20005(T)
(T)

ACCESS SERVICE

14. Operating Territory of the Verizon Telephone Companies (Cont'd)14.7 Metropolitan Statistical Areas (Cont'd)

(T)

<u>MSA ID</u>	<u>MSA Name</u>	<u>MSA Level</u>	<u>State</u>	<u>SWC CLLI</u>	<u>Price Band</u>
56	SCRANTON-WILKES-BARRE -HAZELTON PA, a.k.a. (SCRANTON)				
56	(SCRANTON)	2	PA	BEWKPABR	6
56	(SCRANTON)	2	PA	BMBGPABL	6
56	(SCRANTON)	2	PA	BRCKPAES	6
56	(SCRANTON)	2	PA	CRDLPACA	6
56	(SCRANTON)	2	PA	HZTNPAHZ	5
56	(SCRANTON)	2	PA	JRMYPAJE	6
56	(SCRANTON)	2	PA	KGTNPAES	6
56	(SCRANTON)	2	PA	MOSCPAMC	6
56	(SCRANTON)	2	PA	MSCWPAMW	6
56	(SCRANTON)	2	PA	MTPCPAMP	6
56	(SCRANTON)	2	PA	NNTCPANA	6
56	(SCRANTON)	2	PA	OLYPPAOL	6
56	(SCRANTON)	2	PA	PTTNPAPI	6
56	(SCRANTON)	2	PA	SCTNPASC	4
56	(SCRANTON)	2	PA	SRBGPAST	5
56	(SCRANTON)	2	PA	TNVLPAATA	6
56	(SCRANTON)	2	PA	WLBPAWB	5
58	ALLENTOWN- BETHLEHEM-EASTON PA, a.k.a. (ALLENTOWN)				
58	(ALLENTOWN)	1	NJ	HKTNNJHT	6
58	(ALLENTOWN)	1	NJ	PHBGNJPH	6
58	(ALLENTOWN)	1	NJ	WASHNJWA	6
58	(ALLENTOWN)	1	PA	ALTWPAAL	4
58	(ALLENTOWN)	1	PA	ALTWPAMT	4
58	(ALLENTOWN)	1	PA	BHLHPABE	4
58	(ALLENTOWN)	1	PA	CTSQPACT	5
58	(ALLENTOWN)	1	PA	ESTNPAEA	5
58	(ALLENTOWN)	1	PA	KHVLPAPU	6
58	(ALLENTOWN)	1	PA	NATNPANR	6
58	(ALLENTOWN)	1	PA	NZRTTPANA	5
59	RICHMOND	2	VA	ASLDVAAS	6
59	RICHMOND	2	VA	BTHIVABT	6
59	RICHMOND	2	VA	CHESVACR	6
59	RICHMOND	2	VA	MCHVVAMV	6
59	RICHMOND	2	VA	MDLTVAMD	6
59	RICHMOND	2	VA	PWHTVAPW	6
59	RICHMOND	2	VA	RCMDVACG	6
59	RICHMOND	2	VA	RCMDVAGK	6

(Issued under Transmittal No. 1018)

Issued: May 28, 2009

Effective: June 12, 2009

Vice President, Federal Regulatory
1300 I St NW, Washington, D.C. 20005

ACCESS SERVICE

14. Operating Territory of the Verizon Telephone Companies (Cont'd)14.7 Metropolitan Statistical Areas (Cont'd)

(T)

<u>MSA ID</u>	<u>MSA Name</u>	<u>MSA Level</u>	<u>State</u>	<u>SWC CLLI</u>	<u>Price Band</u>
59	RICHMOND	2	VA	RCMDVAGR	4
59	RICHMOND	2	VA	RCMDVAGY	6
59	RICHMOND	2	VA	RCMDVAHL	5
59	RICHMOND	2	VA	RCMDVAHR	6
59	RICHMOND	2	VA	RCMDVAHS	6
59	RICHMOND	2	VA	RCMDVAIT	6
59	RICHMOND	2	VA	RCMDVALS	5
59	RICHMOND	2	VA	RCMDVAPE	5
59	RICHMOND	2	VA	RCMDVAPS	5
59	RICHMOND	2	VA	RCMDVARA	6
59	RICHMOND	2	VA	RCMDVASN	6
59	RICHMOND	2	VA	RCMDVASR	4
59	RICHMOND	2	VA	SNTNVASS	6
69	WILMINGTON-NEWARK	DE-MD 2	DE	HCKSDEHC	6
69	WILMINGTON-NEWARK	DE-MD 2	DE	HLOKDEHL	6
69	WILMINGTON-NEWARK	DE-MD 2	DE	MDTWDEMT	6
69	WILMINGTON-NEWARK	DE-MD 2	DE	MSTNDEMA	6
69	WILMINGTON-NEWARK	DE-MD 2	DE	NWCSDENC	6
69	WILMINGTON-NEWARK	DE-MD 2	DE	NWRKDENB	4
69	WILMINGTON-NEWARK	DE-MD 2	DE	TLVLDETV	6
69	WILMINGTON-NEWARK	DE-MD 2	DE	WLMGDEPR	6
69	WILMINGTON-NEWARK	DE-MD 2	DE	WLMGDEWL	4
69	WILMINGTON-NEWARK	DE-MD 2	DE	WRHLDEWH	6
69	WILMINGTON-NEWARK	DE-MD 2	MD	EKTNMDEK	5
69	WILMINGTON-NEWARK	DE-MD 2	NJ	EMERNJEM	6
69	WILMINGTON-NEWARK	DE-MD 2	NJ	PGRVNJPG	6
69	WILMINGTON-NEWARK	DE-MD 2	NJ	SALMNJSA	6
69	WILMINGTON-NEWARK	DE-MD 2	NJ	WDTWNJWT	6
84	HARRISBURGH-LEBANON-CARLISLE PA, a.k.a. (HARRISBURGH)				
84	(HARRISBURGH)	2	PA	CPHLPACH	6
84	(HARRISBURGH)	2	PA	ENOLPAEN	6
84	(HARRISBURGH)	2	PA	HRBGPAHA	4
84	(HARRISBURGH)	2	PA	LBNNPAES	6
84	(HARRISBURGH)	2	PA	MBRGPAHE	6
84	(HARRISBURGH)	2	PA	MDTNPAMI	6
84	(HARRISBURGH)	2	PA	NCLDPANC	5
84	(HARRISBURGH)	2	PA	PLMYPAPA	6
84	(HARRISBURGH)	2	PA	PXTGPAPG	5
84	(HARRISBURGH)	2	PA	PXTNPAPA	5
84	(HARRISBURGH)	2	PA	SLTNPAST	4

(Issued under Transmittal No. 1018)

Issued: May 28, 2009

Effective: June 12, 2009

Vice President, Federal Regulatory
1300 I St NW, Washington, D.C. 20005

ACCESS SERVICE

14. Operating Territory of the Verizon Telephone Companies (Cont'd)14.7 Metropolitan Statistical Areas (Cont'd)

<u>MSA ID</u>	<u>MSA Name</u>	<u>MSA Level</u>	<u>State</u>	<u>SWC CLLI</u>	<u>Price Band</u>
104	NEWPORT NEWS-HAMPTON VA	1	VA	HMPNVAAB	5
104	NEWPORT NEWS-HAMPTON VA	1	VA	HMPNVADC	6
104	NEWPORT NEWS-HAMPTON VA	1	VA	HMPNVAQN	4
104	NEWPORT NEWS-HAMPTON VA	1	VA	HMPNVAWD	6
104	NEWPORT NEWS-HAMPTON VA	1	VA	NWNWVAHU	6
104	NEWPORT NEWS-HAMPTON VA	1	VA	NWNWVAHV	6
104	NEWPORT NEWS-HAMPTON VA	1	VA	NWNWVAJF	5
104	NEWPORT NEWS-HAMPTON VA	1	VA	NWNWVAND	6
104	NEWPORT NEWS-HAMPTON VA	1	VA	NWNWVAYK	6
104	NEWPORT NEWS-HAMPTON VA	1	VA	WLBGVAWM	5
105	LANCASTER PA	2	PA	EPBGPAEP	6
105	LANCASTER PA	2	PA	LNCSPALA	4
105	LANCASTER PA	2	PA	MIVLPAMI	6
					(D)
					(D)
118	READING PA	2	PA	LRDLPALB	6
118	READING PA	2	PA	RDNGPARE	5
118	READING PA	2	PA	SHLNPASH	6
118	READING PA	2	PA	SLWBPASL	6
118	READING PA	2	PA	SNSPPASS	6
					(D)
					(D)
157	ROANOKE VA	2	VA	RONKVABK	6
157	ROANOKE VA	2	VA	RONKVACS	6
157	ROANOKE VA	2	VA	RONKVALK	4
157	ROANOKE VA	2	VA	SALMVASA	6
					(D)
					(D)
203	LYNCHBURG VA	1	VA	BDFRVABD	6
203	LYNCHBURG VA	1	VA	LYBGVACH	5
203	LYNCHBURG VA	1	VA	LYBGVACV	6
203	LYNCHBURG VA	1	VA	LYBGVANL	6
203	LYNCHBURG VA	1	VA	LYBGVATM	6
203	LYNCHBURG VA	1	VA	SNMTVASM	6
203	LYNCHBURG VA	1	VA	SWVLVASV	6

(Issued under Transmittal No. 1163)

Issued: September 16, 2011

Effective: October 1, 2011

Vice President, Federal Regulatory
1300 I St NW, Washington, D.C. 20005

ACCESS SERVICE

14. Operating Territory of the Verizon Telephone Companies (Cont'd)14.7 Metropolitan Statistical Areas (Cont'd)

<u>MSA ID</u>	<u>MSA Name</u>	<u>MSA Level</u>	<u>State</u>	<u>SWC CLLI</u>	<u>Price Band</u>
225	ALTOONA PA	1	PA	ALNAPAAL	5
225	ALTOONA PA	1	PA	HLBGPAHO	6
228	VINELAND-MILLVILLE- BRIDGETON NJ, a.k.a. (VINELAND)				
228	(VINELAND)	2	NJ	BGTNNJBG	6
228	(VINELAND)	2	NJ	MCTWNJPN	6
228	(VINELAND)	2	NJ	MLVLNJMI	6
228	(VINELAND)	2	NJ	VNLDNJVL	6
238	SHARON PA	2	PA	SHRNPASH	5
251	WILLIAMSPORT PA	2	PA	JRSHPAJS	6
251	WILLIAMSPORT PA	2	PA	WLPTPAWI	6
257	HAGERSTOWN MD	2	MD	HGTWMDHG	4
259	STATE COLLEGE PA	2	PA	BLLFPABE	6
259	STATE COLLEGE PA	2	PA	STCGPAES	4
000	DELAWARE DE	2	DE	CMDNDECD	6
000	DELAWARE DE	2	DE	DOVRDEDV	5
000	DELAWARE DE	2	DE	GRTWDEGR	6
000	DELAWARE DE	2	DE	LEWSDELW	6
000	DELAWARE DE	2	DE	MLFRDEMF	6
000	DELAWARE DE	2	DE	OCVWDEOC	6
000	DELAWARE DE	2	DE	RHBHDERB	6
000	DELAWARE DE	2	DE	SEFRDESF	6
000	DELAWARE DE	2	DE	SMYRDESM	6

(D)

(D)

(Issued under Transmittal No. 1094)

Issued: June 16, 2010

Effective: July 1, 2010

Vice President, Federal Regulatory
1300 I Street, NW, Washington, D.C. 20005

ACCESS SERVICE

14. Operating Territory of the Verizon Telephone Companies (Cont'd)

14.7 Metropolitan Statistical Areas (Cont'd)

(D)

(D)

(Issued under Transmittal No. 1094)

Issued: June 16, 2010

Effective: July 1, 2010

Vice President, Federal Regulatory
1300 I Street, NW, Washington, D.C. 20005

ACCESS SERVICE

14. Operating Territory of the Verizon Telephone Companies (Cont'd)

14.7 Metropolitan Statistical Areas (Cont'd)

(D)

(D)

(Issued under Transmittal No. 1094)

Issued: June 16, 2010

Effective: July 1, 2010

Vice President, Federal Regulatory
1300 I Street, NW, Washington, D.C. 20005

ACCESS SERVICE

15. Exceptions to Access Service Offerings

The services offered under the provisions of this tariff are subject to availability as set forth in 2.1.4 preceding. In addition, the following exception applies:

- 15.1 The following offerings are limited to the same customer at the same location. Inside moves, rearrangements or additions will be permitted.

Interstate Served Direct Foreign Exchange Service

With the exception of Presubscription, as set forth in 4.2 preceding, the regulations and rates set forth in this tariff do not apply to customers of record as of December 11, 1984 for the type of connections and in the locations listed following. The regulations and rates for these connections are the applicable Telephone Exchange Service regulations and rates specified in the Local General Tariffs for the exchanges from which the connections are provided. In addition, regulations and rates for the associated channel between the locality in which the customer is located and the exchange from which the connection is provided, apply as specified in AT&T's Tariff F.C.C. No. 9 for Series 2000, Type 2006, Channels.

<u>Customer Location</u>		Exchange from which	
<u>Locality</u>	<u>State</u>	<u>Connection is</u> <u>Provided</u>	<u>Type of</u> <u>Connection</u>
Oak Grove,	Maryland	Seaford, Delaware	4-Party
Reliance,	Maryland	Seaford, Delaware	4-Party
Haymaker,	New York	Eldred, Pennsylvania	Rural
Marydel,	Delaware	Greensboro, Maryland	Individual
Mason and Dixon	Pennsylvania	Hagerstown, Maryland	Individual
Middleburg	Pennsylvania	Hagerstown, Maryland	Individual
Wingerton	Pennsylvania	Hagerstown, Maryland	Individual

(Issued under Transmittal No. 23)

Issued: April 13, 2001

Effective: April 28, 2001

Vice President
2980 Fairview Park Drive, Falls Church, Virginia 22042

ACCESS SERVICE

15. Exceptions to Access Service Offerings (Cont'd)

15.2 The following offering is limited to customers of record on December 31, 1983, and limited to the number of services provided as of that date. Inside moves and rearrangements will be permitted.

- A. Easton, Pennsylvania Foreign Exchange Service Provisioned by Verizon Pennsylvania LLC to Phillipsburg, New Jersey Customers (T)

These customers are billed interstate intraLATA rates and charges as specified in sections 3 and 6 preceding for Pennsylvania Lineside BSA and Feature Group A service. Authority for the provision of service under this paragraph is contained in ORDER NO. 82-0192 (Nov. 15, 1985); United States District Court for the District of Columbia.

- B. Cragmere, New Jersey Foreign Exchange Service Provisioned by Verizon New Jersey Inc. to Suffern, New York Customers

Cragmere, New Jersey foreign exchange service provided to Suffern, New York customers consists of Lineside BSA and Feature Group A Switched Access Service in the operating territory of Verizon New Jersey Inc., and Special Access Service between the Cragmere, New Jersey end office switch, where the FGA switching dial tone is provided, and the customer premises in Suffern, New York in the operating territory of Verizon New York Inc.

New York Telephone Company in whose operating territory the customer premises is located will accept the order for the foreign exchange service, notify the Verizon New Jersey Inc. of the order and coordinate the provision of the service. Each Exchange Telephone Company will render a bill to the customer for the portion of the foreign exchange service it provides. The rates and charges will be determined in the following manner:

(Issued under Transmittal No. 1240)

Issued: May 24, 2013

Effective: June 8, 2013

Vice President, Federal Regulatory
1300 I Street, NW, Washington, DC 20005

(T)
(T)

ACCESS SERVICE

15. Exceptions to Access Service Offerings (Cont'd)

15.2 (Cont'd)

B. (Cont'd)

- (1) The Lineside BSA and FGA rates and charges of Verizon New Jersey Inc., in whose operating territory the Cragmere, New Jersey end office switch providing the Lineside BSA and FGA switching dial tone is located, will apply.
- (2) For the associated Special Access Service, one Channel Termination will be charged at rates and charges of Verizon New York Inc. in whose operating territory the customer premises in Suffern, New York is located. The channel mileage will be the airline distance measured, using the V&H coordinates method, between the customer premises serving wire center in Suffern, New York and the Cragmere, New Jersey end office switch, where FGA switching dial tone is provided. The rates are then apportioned using the method set forth in 2.4.7(F) preceding.
- (3) Optional Features and Functions will be charged at the rates and charges of the Exchange Telephone Company that provides the element.

(Issued under Transmittal No. 23)

Issued: April 13, 2001

Effective: April 28, 2001

Vice President
2980 Fairview Park Drive, Falls Church, Virginia 22042

ACCESS SERVICE

16. Packet Data Services

16.1 Reserved for Future Use

(C)

(D)

(D)

(Issued under Transmittal No. 1070)

Issued: January 26, 2010

Effective: February 10, 2010

Vice President, Federal Regulatory
1300 I Street, NW, Washington, DC 20005

ACCESS SERVICE

16. Packet Data Services (Cont'd)

(D)

(D)

(D)

(Issued under Transmittal No. 1070)

Issued: January 26, 2010

Effective: February 10, 2010

Vice President, Federal Regulatory
1300 I Street, NW, Washington, DC 20005

(T)

(T)

ACCESS SERVICE

16. Packet Data Services (Cont'd)

(D)

(D)

(D)

(Issued under Transmittal No. 1070)

Issued: January 26, 2010

Effective: February 10, 2010

Vice President, Federal Regulatory
1300 I Street, NW, Washington, DC 20005

(T)

(T)

ACCESS SERVICE

16. Packet Data Services (Cont'd)

(D)

(D)

(D)

(Issued under Transmittal No. 1070)

Issued: January 26, 2010

Effective: February 10, 2010

Vice President, Federal Regulatory
1300 I Street, NW, Washington, DC 20005

(T)
(T)

ACCESS SERVICE

16. Packet Data Services (Cont'd)

(D)

(D)

(D)

(Issued under Transmittal No. 1070)

Issued: January 26, 2010

Effective: February 10, 2010

Vice President, Federal Regulatory
1300 I Street, NW, Washington, DC 20005

(T)

(T)

ACCESS SERVICE

16. Packet Data Services (Cont'd)

(D)

(D)

(D)

(Issued under Transmittal No. 1070)

Issued: January 26, 2010

Effective: February 10, 2010

Vice President, Federal Regulatory
1300 I Street, NW, Washington, DC 20005

(T)

(T)

ACCESS SERVICE

16. Packet Data Services (Cont'd)

(D)

(D)

(D)

(Issued under Transmittal No. 1070)

Issued: January 26, 2010

Effective: February 10, 2010

Vice President, Federal Regulatory
1300 I Street, NW, Washington, DC 20005

(T)

(T)

ACCESS SERVICE

16. Packet Data Services (Cont'd)

(D)

(D)

(D)

(D)

(Issued under Transmittal No. 1070)

Issued: January 26, 2010

Effective: February 10, 2010

Vice President, Federal Regulatory
1300 I Street, NW, Washington, DC 20005

(T)

(T)

ACCESS SERVICE

16. Packet Data Services (Cont'd)

(D)

(D)

(D)

(D)

(Issued under Transmittal No. 1070)

Issued: January 26, 2010

Effective: February 10, 2010

Vice President, Federal Regulatory
1300 I Street, NW, Washington, DC 20005

(T)

(T)

ACCESS SERVICE

16. Packet Data Services (Cont'd)

(D)

(D)

(D)

(Issued under Transmittal No. 1070)

Issued: January 26, 2010

Effective: February 10, 2010

Vice President, Federal Regulatory
1300 I Street, NW, Washington, DC 20005

(T)

(T)

ACCESS SERVICE

16. Packet Data Services (Cont'd)

(D)

(D)

(D)

(Issued under Transmittal No. 1070)

Issued: January 26, 2010

Effective: February 10, 2010

Vice President, Federal Regulatory
1300 I Street, NW, Washington, DC 20005

(T)

(T)

ACCESS SERVICE

16. Packet Data Services (Cont'd)

(D)

(D)

(D)

(D)

(Issued under Transmittal No. 1070)

Issued: January 26, 2010

Effective: February 10, 2010

Vice President, Federal Regulatory
1300 I Street, NW, Washington, DC 20005

(T)

(T)

ACCESS SERVICE

16. Packet Data Services (Cont'd)

(D)

(D)

(D)

(Issued under Transmittal No. 1070)

Issued: January 26, 2010

Effective: February 10, 2010

Vice President, Federal Regulatory
1300 I Street, NW, Washington, DC 20005

(T)
(T)

ACCESS SERVICE

16. Packet Data Services (Cont'd)

(D)

(D)

(D)

(Issued under Transmittal No. 1070)

Issued: January 26, 2010

Effective: February 10, 2010

Vice President, Federal Regulatory
1300 I Street, NW, Washington, DC 20005

(T)

(T)

ACCESS SERVICE

16. Packet Data Services (Cont'd)

(D)

(D)

(D)

(Issued under Transmittal No. 1070)

Issued: January 26, 2010

Effective: February 10, 2010

Vice President, Federal Regulatory
1300 I Street, NW, Washington, DC 20005

(T)

(T)

ACCESS SERVICE

16. Packet Data Services (Cont'd)

(D)

(D)

(D)

(Issued under Transmittal No. 1070)

Issued: January 26, 2010

Effective: February 10, 2010

Vice President, Federal Regulatory
1300 I Street, NW, Washington, DC 20005

ACCESS SERVICE

16. Packet Data Services (Cont'd)

(D)

(D)

(Issued under Transmittal No. 1070)

Issued: January 26, 2010

Effective: February 10, 2010

Vice President, Federal Regulatory
1300 I Street, NW, Washington, DC 20005

(T)
(T)

ACCESS SERVICE

16. Packet Data Services (Cont'd)

(D)

(D)

(D)

(D)

(Issued under Transmittal No. 1070)

Issued: January 26, 2010

Effective: February 10, 2010

Vice President, Federal Regulatory
1300 I Street, NW, Washington, DC 20005

(T)

(T)

ACCESS SERVICE

16. Packet Data Services (Cont'd)

(D)

(D)

(D)

(Issued under Transmittal No. 1070)

Issued: January 26, 2010

Effective: February 10, 2010

Vice President, Federal Regulatory
1300 I Street, NW, Washington, DC 20005

(T)

(T)

ACCESS SERVICE

16. Packet Data Services (Cont'd)

(D)

(D)

(D)

(Issued under Transmittal No. 1070)

Issued: January 26, 2010

Effective: February 10, 2010

Vice President, Federal Regulatory
1300 I Street, NW, Washington, DC 20005

(T)

(T)

ACCESS SERVICE

16. Packet Data Services (Cont'd)

(D)

(D)

(D)

(Issued under Transmittal No. 1070)

Issued: January 26, 2010

Effective: February 10, 2010

Vice President, Federal Regulatory
1300 I Street, NW, Washington, DC 20005

(T)

(T)

ACCESS SERVICE

16. Packet Data Services (Cont'd)

(D)

(D)

(D)

(Issued under Transmittal No. 1070)

Issued: January 26, 2010

Effective: February 10, 2010

Vice President, Federal Regulatory
1300 I Street, NW, Washington, DC 20005

(T)

(T)

ACCESS SERVICE

16. Packet Data Services (Cont'd)

(D)

(D)

(D)

(Issued under Transmittal No. 1070)

Issued: January 26, 2010

Effective: February 10, 2010

Vice President, Federal Regulatory
1300 I Street, NW, Washington, DC 20005

(T)

(T)

ACCESS SERVICE

16. Packet Data Services (Cont'd)

(D)

(D)

(D)

(D)

(Issued under Transmittal No. 1070)

Issued: January 26, 2010

Effective: February 10, 2010

Vice President, Federal Regulatory
1300 I Street, NW, Washington, DC 20005

ACCESS SERVICE

16. Packet Data Services (Cont'd)

(D)

(D)

(D)

(D)

(Issued under Transmittal No. 1070)

Issued: January 26, 2010

Effective: February 10, 2010

Vice President, Federal Regulatory
1300 I Street, NW, Washington, DC 20005

(T)

(T)

ACCESS SERVICE

16. Packet Data Services (Cont'd)

(D)

(D)

(D)

(D)

(Issued under Transmittal No. 1070)

Issued: January 26, 2010

Effective: February 10, 2010

Vice President, Federal Regulatory
1300 I Street, NW, Washington, DC 20005

(T)

(T)

ACCESS SERVICE

16. Packet Data Services (Cont'd)

(D)

(D)

(D)

(Issued under Transmittal No. 1070)

Issued: January 26, 2010

Effective: February 10, 2010

Vice President, Federal Regulatory
1300 I Street, NW, Washington, DC 20005

(T)

(T)

ACCESS SERVICE

16. Packet Data Services

16.2 Reserved for Future Use

(C)

(D)

(D)

(Issued under Transmittal No. 1086)

Issued: May 7, 2010

Effective: May 22, 2010

Vice President, Federal Regulatory
1300 I Street, NW, Washington, D.C. 20005

ACCESS SERVICE

16. Packet Data Services (Cont'd)

(D)

(D)

(Issued under Transmittal No. 1086)

Issued: May 7, 2010

Effective: May 22, 2010

Vice President, Federal Regulatory
1300 I Street, NW, Washington, DC 20005

THE VERIZON TELEPHONE COMPANIES

TARIFF F.C.C. NO. 1
2nd Revised Page 16-30
Cancels 1st Revised Page 16-30

ACCESS SERVICE

(D)

(D)

(Issued under Transmittal No. 1086)

Issued: May 7, 2010

Effective: May 22, 2010

Vice President, Federal Regulatory
1300 I Street, NW, Washington, DC 20005

(T)
(T)

ACCESS SERVICE

16. Packet Data Services (Cont'd)

(D)

(D)

(Issued under Transmittal No. 1086)

Issued: May 7, 2010

Effective: May 22, 2010

Vice President, Federal Regulatory
1300 I Street, NW, Washington, DC 20005

(T)
(T)

ACCESS SERVICE

16. Packet Data Services (Cont'd)

(D)

(D)

(Issued under Transmittal No. 1086)

Issued: May 7, 2010

Effective: May 22, 2010

Vice President, Federal Regulatory
1300 I Street, NW, Washington, DC 20005

(T)

(T)

ACCESS SERVICE

16. Packet Data Services (Cont'd)

(D)

(D)

(Issued under Transmittal No. 1086)

Issued: May 7, 2010

Effective: May 22, 2010

Vice President, Federal Regulatory
1300 I Street, NW, Washington, DC 20005

(T)
(T)

ACCESS SERVICE

16. Packet Data Services (Cont'd)

(D)

(D)

(Issued under Transmittal No. 1086)

Issued: May 7, 2010

Effective: May 22, 2010

Vice President, Federal Regulatory
1300 I Street, NW, Washington, DC 20005

(T)
(T)

ACCESS SERVICE

16. Packet Data Services (Cont'd)

(D)

(D)

(Issued under Transmittal No. 1086)

Issued: May 7, 2010

Effective: May 22, 2010

Vice President, Federal Regulatory
1300 I Street, NW, Washington, DC 20005

(T)
(T)

ACCESS SERVICE

16. Packet Data Services (Cont'd)

(D)

(D)

(Issued under Transmittal No. 1086)

Issued: May 7, 2010

Effective: May 22, 2010

Vice President, Federal Regulatory
1300 I Street, NW, Washington, DC 20005

(T)
(T)

ACCESS SERVICE

16. Packet Data Services (Cont'd)

(D)

(D)

(Issued under Transmittal No. 1086)

Issued: May 7, 2010

Effective: May 22, 2010

Vice President, Federal Regulatory
1300 I Street, NW, Washington, DC 20005

(T)

(T)

ACCESS SERVICE

16. Packet Data Services (Cont'd)

(D)

(D)

(Issued under Transmittal No. 1086)

Issued: May 7, 2010

Effective: May 22, 2010

Vice President, Federal Regulatory
1300 I Street, NW, Washington, DC 20005

(T)
(T)

ACCESS SERVICE

16. Packet Data Services (Cont'd)16.3 Exchange Access Frame Relay Service@

(T)

16.3.1 General

This service will be provided by the Telephone Company only in the State of New Jersey. Provision of this service in all other states will be provided through the Telephone Company's Tariff F.C.C. No. 20, Communications Services.

Exchange Access Frame Relay Service (XA-FRS) is a medium to high speed connection-oriented packet-switched data service that allows for the interconnection of Local Area Networks (LANs) or other compatible customer equipment across a wide area for the purpose of interstate access. XA-FRS allows for the transfer of variable length frames (packets). Frames are relayed by virtual connections although bandwidth is not dedicated to each virtual connection.

This service uses Permanent Virtual Connections (PVCs). A PVC is a logical channel from one Frame Relay port to another Frame Relay port. PVCs are end-to-end, bi-directional channels that are established and dis-established via the service order process.

(M)

(M)

The following footnote is not applicable to the 56 kbps and 64 kbps UNI Port With Access Line Connection, 56 kbps, 64 kbps, and 128 kbps UNI Port Only Connection, 56 kbps, 64 kbps, and 128 kbps Backup UNI, PVC CIR, and Premier PVC rates elements of XA-FRS. Effective May 9, 2007, orders for new XA-FRS are no longer permitted. The Telephone Company will continue to provide XA-FRS pursuant to this Section 16.3.1 on any existing XA-FRS that is in-service as of May 9, 2007, or any order for XA-FRS that is placed with the Telephone Company prior to May 9, 2007 (collectively, Existing FRS), subject to the following conditions:

a. The Telephone Company will continue to provide Existing FRS to a term plan customer for an additional six (6) months beyond the expiration date of the customer's current commitment period at the existing rates of the current term plan, or until the customer replaces the Existing FRS with a comparable Telephone Company provided service, or discontinues service, whichever comes first. Subject to the availability of network facilities, moves are permitted provided that such moves do not require a new commitment period. Administrative changes that do not result in a physical change to the underlying UNI/NNI are permitted. Additions are not permitted.

b. The Telephone Company will continue to provide Existing FRS UNIs/NNIs purchased on a month-to-month basis until November 9, 2007, or until the customer replaces the Existing FRS with a comparable Telephone Company provided service, or discontinues service, whichever comes first. Moves, additions, and/or changes are not permitted.

@ For 56 kbps and 64 kbps UNI Port With Access Line Connection, 56 kbps, 64 kbps, and 128 kbps UNI Port Only Connection, 56 kbps, 64 kbps, and 128 kbps Backup UNI, PVC CIR, and Premier PVC rate elements, please refer to the @ footnote on Page 16-37.1.

(N)

(N)

Certain material on this page formerly appeared on 1st Revised Page 16-37.1.

(Issued under Transmittal No. 1220)

Issued: February 11, 2013

Effective: February 26, 2013

Vice President, Federal Regulatory
1300 I Street, NW, Washington, D.C. 20005

ACCESS SERVICE

16. Packet Data Services (Cont'd)16.3 Exchange Access Frame Relay Service#@ (Cont'd)

(T)

16.3.1 General (Cont'd)

The Frame Relay standard specifies an address field called the Data Link Connection Identifier (DLCI). The DLCI specifies a connection (e.g., customer premises to LEC switch or LEC switch to interexchange carrier network). A PVC is comprised of two or more DLCIs.

This service, comprised of two Interfaces, a User Network Interface (UNI) and a Network-to-Network Interface (NNI), allows XA-FRS compatible customer premises equipment (CPE) to originate or terminate interexchange services. All UNI access facilities must be in conformance with American National Standards Institute (ANSI) Technical References ANSI T1.606-1990; ANSI T1.606, Addendum 1; ANSI T1.606a-1992; and ATIS T1.617-1991. All NNI access facilities must be in conformance with ANSI Technical Reference ANSI T1.606b-1993 and Technical Reference TR-TSV-061370, Issue 1.

XA-FRS may be connected to the following Telephone Company provided services, where such connections are technically and operationally feasible, as determined by the Telephone Company:

- asynchronous transfer mode cell relay service
- digital subscriber line service
- frame relay service

Service availability limited. Refer to # footnote on Page 16-37.

@ The following footnote is applicable to the 56 kbps and 64 kbps UNI Port With Access Line Connection, 56 kbps, 64 kbps, and 128 kbps UNI Port Only Connection, 56 kbps, 64 kbps, and 128 kbps Backup UNI, PVC CIR, and Premier PVC rates elements of XA-FRS (collectively, Narrowband XA-FRS). Effective February 26, 2013, orders for new Narrowband XA-FRS are no longer permitted. The Telephone Company will continue to provide Narrowband XA-FRS pursuant to this Section 16.3.1 on any existing Narrowband XA-FRS that is in-service as of February 26, 2013, or any order for Narrowband XA-FRS that is placed with the Telephone Company prior to February 26, 2013 (collectively, Existing Narrowband XA-FRS), subject to the following conditions:

(N)

- a. The Telephone Company will continue to provide Existing Narrowband XA-FRS to a term plan customer until the expiration date of the customer's current commitment period, and upon such expiration, on a Month-to-Month basis at monthly rates until the earlier of the date that customer replaces the Existing Narrowband XA-FRS with a comparable Telephone Company-provided service, or the date that customer discontinues the Existing Narrowband XA-FRS, or the date that Telephone Company discontinues Existing Narrowband XA-FRS.
- b. The Telephone Company will continue to provide Existing Narrowband XA-FRS purchased on a Month-to-Month basis until the earlier of the date that customer replaces the Existing Narrowband XA-FRS with a comparable Telephone Company-provided service, or the date that customer discontinues service, or the date that Telephone Company discontinues service.
- c. Subject to the availability of network facilities, moves are permitted provided that such moves do not require a new commitment period. Changes to UNI, PVC/CIR and Premier PVC are permitted. UNI adds are prohibited; however, PVC CIR and Premier PVC adds over existing UNIs are permitted.

(N)

Certain material formerly appearing on this page can now be found on 7th Revised Page 16-37.

(Issued under Transmittal No. 1220)

Issued: February 11, 2013

Effective: February 26, 2013

Vice President, Federal Regulatory
1300 I Street, NW, Washington, D.C. 20005

ACCESS SERVICE

16. Packet Data Services (Cont'd)16.3 Exchange Access Frame Relay Service#@ (Cont'd)

(T)

16.3.1 General

XA-FRS provides high-speed throughput over digital facilities at speeds of 56 kbps, 64 kbps, 128 kbps, 256 kbps, 384 kbps, 512 kbps, 768 kbps, 1.536 Mbps, 4 Mbps, 6 Mbps, 10 Mbps, 22 Mbps or 44.736 Mbps. Physical access to the Telephone Company Frame Relay network is provided via a UNI Port With Access Line Connection, a UNI Port Only Connection or a NNI Port Connection with a digital transmission facility.

UNI Port Only Connection also provides an XA-FRS Network connection to an appropriate CIS cross-connect within a wire center. Collocated Interconnection Service (CIS) Port Connection customers will continue to receive the same uninterrupted service under the Port Only Connection regulations set forth in 16.3.1(A)(2) following. (See Note below.)

A DS1 or a DS3 rated channel termination may be used as the NNI Port Connection transport link. Collocated Interconnection Services (CISs) as described in Section 19 following provide interoffice transport for NNI and UNI Port Only Connections.

When available, DS1 transport must be equipped with both B8ZS capability and Extended Super Frame (ESF), and DS3 transport must be equipped with B3ZS.

XA-FRS is ordered through the access service order process. The Access Order Service Date Interval for XA-FRS is negotiated. See Section 5.

#@ Service availability limited. Refer to # footnote on Page 16-37 and @ footnote on Page 16-37.1. (C)
(C)

Note: See Section 19 following for additional information.

(Issued under Transmittal No. 1220)

Issued: February 11, 2013

Effective: February 26, 2013

Vice President, Federal Regulatory
1300 I Street, NW, Washington, D.C. 20005

ACCESS SERVICE

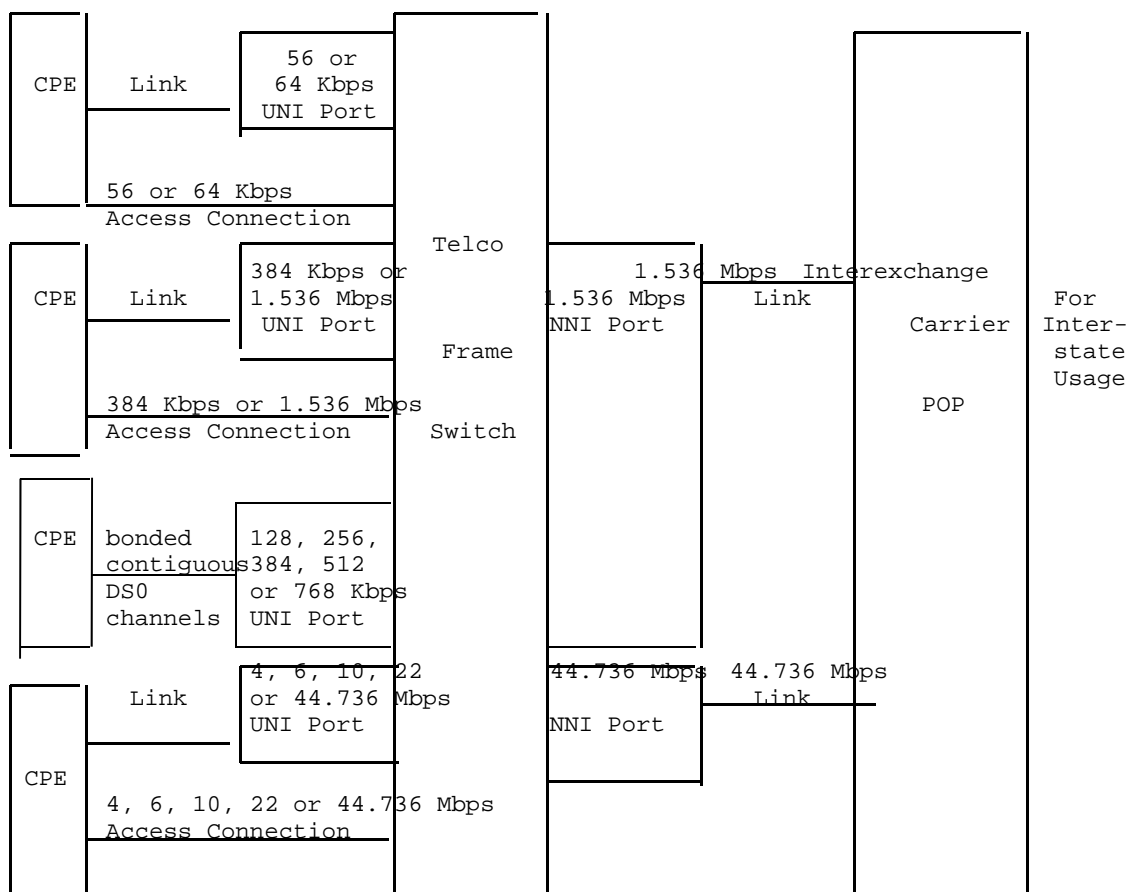
16. Packet Data Services (Cont'd)16.3 Exchange Access Frame Relay Service#@ (Cont'd)

(T)

16.3.1 General (Cont'd)

The following diagram depicts a generic view of the components of XA-FRS Service and the manner in which the components are combined to provide a complete XA-FRS connection.

FRAME RELAY SERVICE



#@ Service availability limited. Refer to # footnote on Page 16-37 and @ footnote on Page 16-37.1.

(C)
(C)

(This page filed under Transmittal No. 1220)

Issued: February 11, 2013

Effective: February 26, 2013

Vice President, Federal Regulatory
1300 I Street, NW, Washington, D.C. 20005

ACCESS SERVICE

16. Packet Data Services (Cont'd)16.3 Exchange Access Frame Relay Service#@ (Cont'd)

(T)

16.3.1 General (Cont'd)(A) User Network Interface (UNI) Connections

The User Network Interface (UNI) is a standard interface used to connect the end user to the Telephone Company XA-FRS Network. It receives the data frame from the customer's Local Area Network or other CPE devices and verifies that the DLCI is valid before relaying the frame to the destination end point.

- (1) The UNI Port With Access Line Connection consists of a 56 Kbps, 64 Kbps, 384 Kbps, 1.536 Mbps, 4 Mbps, 6 Mbps, 10 Mbps, 22 Mbps or a 44.736 Mbps digital facility from the customer premises to the XA-FRS network and the appropriate port interface connection. UNI Port with Access Line Connection also includes the transport from a customer's serving wire center to a Frame Relay Switch, when required. The effective data rate of this line is 56 Kbps and 64 Kbps for narrowband connectivity and 384 Kbps, 1.536 Mbps, 4 Mbps, 6 Mbps, 10 Mbps, 22 Mbps, and 44.736 Mbps for wideband connectivity.

#@ Service availability limited. Refer to # footnote on Page 16-37 and @ footnote on Page 16-37.1. (C)
(C)

(This page filed under Transmittal No. 1220)

Issued: February 11, 2013

Effective: February 26, 2013

Vice President, Federal Regulatory
1300 I Street, NW, Washington, D.C. 20005

ACCESS SERVICE

16. Packet Data Services (Cont'd)16.3 Exchange Access Frame Relay Service#@ (Cont'd)

(T)

16.3.1 General (Cont'd)(A) User Network Interface (UNI) Connections (Cont'd)

- (2) UNIs are also provisioned as a Port Only Connection. UNI Port Only Connection provides an XA-FRS Network connection based on the port connection speeds of 56 kbps, 64 kbps, 128 kbps, 256 kbps, 384 kbps, 512 kbps, 768 kbps, 1.536 Mbps, 4 Mbps, 6 Mbps, 10 Mbps, 22 Mbps and 44.736 Mbps. The channel speed of the access channel must be sufficient to accommodate the XA-FRS port speed. Each port can accommodate multiple PVCs.

UNI Port Only Connections also provide an XA-FRS Network connection for a Collocated Interconnection Service (CIS) Cross-Connect Service or SPOT Bay Frame and Terminations service in a wire center. The respective CIS Cross-Connect service is described in Section 19. (See Note below.)

UNI Port Only Connections do not include transport from a customer's serving wire center to a Frame Relay Switch. Such transport, when required, is the responsibility of the customer and must be ordered separately. Rates and charges for transport to the Frame Relay Switch apply in addition to UNI Port Only rates and charges. For UNI Port Only Connections ordered to provide an XA-FRS Network Connection from a Collocation Interconnection Service Cross Connect, associated transport must be ordered from Section 19 of this tariff, as applicable.

Customers may access Port Only Connections via Telephone Company-provided digital access facilities or via facilities provided by another carrier. When access facilities are provided by the Telephone Company, the associated regulations, rates, and charges for the specific type of access service apply as specified in other sections of this Tariff from which the service is ordered. The access facilities rates and charges are in addition to the rates and charges for XA-FRS. Interconnection charges to connect access line services provided by the Telephone Company or another carrier may apply and will be billed separately. Any special construction or nonstandard charges assessed by the carrier supplying the access facilities will be the responsibility of the customer.

- (3) Additional UNI Port With Access Line Connections and UNI Port Only Connections may be ordered under 16.3.1(D) following for disaster recovery of one or multiple UNI Port With Access Line Connections and UNI Port Only Connections and are referred to as Back-up UNIs.

#@ Service availability limited. Refer to # footnote on Page 16-37 and @ footnote on Page 16-37.1.

(C)
(C)

NOTE: See Section 19 for additional information.

(This page filed under Transmittal No. 1220)

Issued: February 11, 2013

Effective: February 26, 2013

Vice President, Federal Regulatory
1300 I Street, NW, Washington, D.C. 20005

ACCESS SERVICE

16. Packet Data Services (Cont'd)16.3 Exchange Access Frame Relay Service#@ (Cont'd)

(T)

16.3.1 General (Cont'd)(B) Network-to-Network Interface (NNI) Port Connection

The Network-to-Network Interface (NNI) specifies how an XA-FRS switch sends and receives data from a Frame Relay interexchange carrier's or other customer's network.

The NNI Port Connection provides connection of a digital transmission facility, including 1.536 Mbps/DS1, 44.736 Mbps/DS3 and CIS Cross Connects, to the Telephone Company's XA-FRS Network.

NNI Port Only Connections include interoffice mileage from a customer's serving wire center to a Frame Relay Switch. Rates and charges for applicable Channel Terminations are as specified in other sections of this tariff, as applicable.

(C) Committed Information Rate

The customer is required to specify either a Standard Committed Information Rate (CIR) per PVC at the rates set forth in 16.3.3(C) following or an Exchange Access Frame Relay Service to Exchange Access Asynchronous Transfer Mode Cell Relay Service Interworking (FRASI) CIR per PVC at the rates set forth in 16.3.3(D) following. Standard CIR provides the customer with a mechanism for prioritizing data on a per PVC basis across a given UNI. Both Standard and FRASI CIR allow a sustained throughput at a chosen rate without having any frames designated "discard eligible" under normal operating conditions. FRASI CIR enables the creation of a PVC that traverses both a Frame Relay switch and an ATM switch. FRASI CIR permits PVC paths to be established between Exchange Access Frame Relay Service subscribers and Exchange Access Asynchronous Transfer Mode Cell Relay Service users when interworking is available. Various CIR rates are available; however, 0 (zero) CIR is only available with 56 kbps ports provided under a Rate Stability Plan.

The customer must specify which UNI Port with Access Line Connection or UNI Port Only the standard PVC CIR will be billed against. FRASI CIR will be billed against the Exchange Access Frame Relay Service. PVC CIR cannot be billed against an NNI port.

(D) Optional UNI FeaturesAdditional PVCs per UNI

This feature provides the assignment of additional Data Link Connection Identifiers (DLCIs). When any two DLCIs are mapped together, a PVC is created. Additional PVCs per UNI are subject to availability of facilities.

#@ Service availability limited. Refer to # footnote on Page 16-37 and @ footnote on Page 16-37.1. (C)
(C)

(This page filed under Transmittal No. 1220)

Issued: February 11, 2013

Effective: February 26, 2013

Vice President, Federal Regulatory
1300 I Street, NW, Washington, D.C. 20005

ACCESS SERVICE

16. Packet Data Services (Cont'd)16.3 Exchange Access Frame Relay Service#@ (Cont'd)

(T)

16.3.1 General (Cont'd)(D) Optional UNI Features (Cont'd)Group Addressing

Effective October 23, 2004, Group Addressing is no longer available to new customers. Moves, additions or changes to existing Group Addressing assignments will not be permitted. This feature allows a customer to send a single data unit across established PVCs to several intended recipients. The recipients are identified by an assignment of a group address used as the destination for the Frame Relay data unit. The DLCI assigned is now a group address.

Northern Corridor Option

The Northern Corridor Option provides UNI subscribers (UNI Port With Access Line Connection and UNI Port Only Connection subscribers) in the New Jersey - New York Corridor the ability to connect a PVC at a specified CIR between locations in Newark or Jersey City Wire Centers and New York, New York as specified in Section 14 preceding.

Southern Corridor Option

The Southern Corridor Option provides UNI subscribers (UNI Port With Access Line Connection and UNI Port Only Connection subscribers) in the New Jersey - Pennsylvania Corridor the ability to connect a PVC at a specified CIR between locations in the Delaware Valley New Jersey Wire Centers and Philadelphia, Pennsylvania Wire Centers as specified in Section 14 preceding.

Committed Information Rate (CIR) Optional Feature

CIR is no longer available to new customers as an optional feature. Effective October 23, 2004, CIR is a chargeable basic component of XA-FRS as specified in 16.3.1(C) preceding.

CIR is a feature that provides the customer with a mechanism for prioritizing data on a per PVC basis across a given UNI. A committed Information Rate allows a sustained throughput at a chosen rate without having any frames designated "discard eligible" under normal operating conditions. Various CIR rates are available; however, 0 (zero) CIR is only available with 56 and 64 Kbps ports.

#@ Service availability limited. Refer to # footnote on Page 16-37 and @ footnote on Page 16-37.1. (C)
(C)

(This page filed under Transmittal No. 1220)

Issued: February 11, 2013

Effective: February 26, 2013

Vice President, Federal Regulatory
1300 I Street, NW, Washington, D.C. 20005

ACCESS SERVICE

16. Packet Data Services (Cont'd)16.3 Exchange Access Frame Relay Service#@ (Cont'd)

(T)

16.3.1 General (Cont'd)(D) Optional UNI Features (Cont'd)Back-up UNI

Back-up UNI service is a disaster avoidance and disaster recovery feature that consists of a Primary UNI and a Backup UNI and incorporates PVC remapping capabilities of the XA-FRS network. The Primary UNI is terminated at the primary customer host location and in normal operation services PVCs between the primary host location and various customer remote locations. A second UNI, which is designated by the customer as a Backup UNI, is installed and terminated at the customer's backup host location. During normal operations, no PVCs are mapped to the Backup UNI. The customer is required to purchase both UNIs.

A customer ordering Backup UNI service is responsible for the following:

- Determining network configuration before and after activation of Backup UNI service.
- Providing the Telephone Company with the appropriate information required for joint development of the Backup UNI database.
- Maintaining its own port configurations and router tables (for seamless changes from the Primary UNI to the Backup UNI, the customer must use the same addressing scheme on routers connected to the primary and backup sites)

A Backup UNI, which may serve as a backup to one or more Primary UNIs, can only back up one Primary UNI at a time. A Backup UNI must be the same port speed or greater than the Primary UNI(s).

In the event of failure of a Primary UNI, digital access line or host location, the customer must contact the Telephone Company to request that the Primary UNI be remapped to the Backup UNI.

Upon restoral of the Primary UNI service, the customer must contact the Telephone Company to request that the Backup UNI be remapped back to the Primary UNI.

A nonrecurring charge applies, per Backup UNI, per occurrence, when a customer requests an activation of the Backup UNI service.

There is no charge for deactivation of Backup UNI service.

#@ Service availability limited. Refer to # footnote on Page 16-37 and @ footnote on Page 16-37.1. (C)
(C)

(This page filed under Transmittal No. 1220)

Issued: February 11, 2013

Effective: February 26, 2013

Vice President, Federal Regulatory
1300 I Street, NW, Washington, D.C. 20005

ACCESS SERVICE

16. Packet Data Services (Cont'd)16.3 Exchange Access Frame Relay Service#@ (Cont'd)

(T)

16.3.1 General (Cont'd)(D) Optional UNI Features (Cont'd)Premier Permanent Virtual Circuit (PVC)

Premier PVC is a chargeable optional feature that enables customers to assign a higher priority of service to customer-specified PVCs. Premier PVC is suitable for PVCs carrying delay-sensitive, loss-intolerant data. Premier PVC is provided subject to the availability of facilities and is offered with both Standard Committed Information Rate (CIR) and FRASI CIR.

(E) Reserved for Future Use(F) Maintenance Window

Network maintenance and network upgrades for XA-FRS are performed during the hours of 11:00 p.m. and 8:00 a.m. At times, during the hours of maintenance activity, it will be necessary to place a customer's service in an inactive (out of service) condition. The amount of time that this scheduled out of service condition will exist is called a "maintenance window". The Company will provide the customer notice prior to the maintenance window. Maintenance window activity could be scheduled for consecutive days.

#@ Service availability limited. Refer to # footnote on Page 16-37 and @ footnote on Page 16-37.1.

(C)
(C)

(Issued under Transmittal No. 1220)

Issued: February 11, 2013

Effective: February 26, 2013

Vice President, Federal Regulatory
1300 I Street, NW, Washington, D.C. 20005

ACCESS SERVICE

16. Packet Data Services (Cont'd)16.3 Exchange Access Frame Relay Service#@ (Cont'd)

(T)

16.3.2 Rate Regulations(A) Administrative Charge

An administrative charge will be applied whenever a change is made to a customer's Frame Relay configuration at the customer's request. Such changes are defined as those rearrangements necessary to add, delete, or rearrange the customer's configuration, including changes to a customer's selected carrier. Although multiple changes may be caused by such actions, only one administrative charge will apply.

The administrative charge also applies for customer-requested changes to the bandwidth capacity of existing circuits (e.g., 384 Kbps to 1.536 Mbps, or 4 Mbps to 10 Mbps). However, if the customer upgrades between service levels (e.g., 384 Kbps to 4 Mbps) or downgrades between service levels (e.g., 10 Mbps to 1.536 Mbps), the nonrecurring service charge associated with the new service level applies.

The administrative charge applies per occurrence, per UNI Port With Access Line Connection, UNI Port Only Connection or NNI Port Only Connection.

(B) Term Pricing Plans

Extended commitment periods of one, three and five year Term Pricing Plans (TPPs) are available for UNI Port With Access Line Connections and UNI Port Only Connections.

Customers may add UNI Port With Access Line Connections or UNI Port Only Connections to an existing TPP within the initial 12 months. Otherwise, additional UNI Port With Access Line Connections or UNI Port Only Connections will be in a separate and new term pricing plan.

Prior to the end of the term commitment period, the customer may select one of the following options, to be effective at the end of the term:

1. Renew for the same commitment period;
2. Commit to a new term of shorter or longer duration;
3. Arrange for a change of service; or
4. Discontinue service.

#@ Service availability limited. Refer to # footnote on Page 16-37 and @ footnote on Page 16-37.1.

(C)
(C)

(This page filed under Transmittal No. 1220)

Issued: February 11, 2013

Effective: February 26, 2013

Vice President, Federal Regulatory
1300 I Street, NW, Washington, D.C. 20005

ACCESS SERVICE

16. Packet Data Services (Cont'd)16.3 Exchange Access Frame Relay Service#@ (Cont'd)

(T)

16.3.2 Rate Regulations (Cont'd)(B) Term Pricing Plans (Cont'd)

The following regulation applies to customers who enter into TPPs on or after October 23, 2004. In the event the customer does not select one of the above options, the customer will be converted to the shortest term period available under tariff (i.e., month-to-month, one year, etc.) for the same service, and will be subject to the applicable term commitment, if any, unless the customer terminates the service within sixty (60) days of the conversion date.

The following regulation applies to customers who entered into TPPs prior to October 23, 2004. Upon expiration of a TPP, the prevailing rates will apply.

(C) Termination Charges: Month-to-Month and TPPs

Each 56 Kbps, 64 Kbps, 384 Kbps, 1.536 Mbps, and 44.736 Mbps UNI Port With Access Line Connection provided on a month-to-month basis or on a Term Pricing Plan (1, 3 or 5 years) is subject to a minimum service period of one month.

Each 4 Mbps, 6 Mbps, 10 Mbps and 22 Mbps UNI Port With Access Line Connection provided on a month-to-month basis is subject to a minimum service period of three months.

Each 4 Mbps, 6 Mbps, 10 Mbps and 22 Mbps UNI Port With Access Line Connection provided on a TPP (1, 3, or 5 years) is subject to a minimum service period of 12 months.

Each 56 kbps, 64 kbps, 128 kbps, 256 kbps, 384 kbps, 512 kbps, 768 kbps, 1.536 Mbps and 44.736 Mbps UNI Port Only Connection provided on either a month-to-month basis or under a Term Pricing Plan is subject to a minimum period of one month.

Each 4 Mbps, 6 Mbps, 10 Mbps and 22 Mbps UNI Port Only Connection provided on a month-to-month basis is subject to a minimum period of three months.

Each NNI Port Only Connection provided on a month-to-month basis is subject to a minimum period of one month.

Term Pricing Plans are subject to early termination liability. In the event that service is disconnected in full or in part prior to completion of the term, the customer shall be liable for an early termination charge, except as noted following.

#@ Service availability limited. Refer to # footnote on Page 16-37 and @ footnote on Page 16-37.1. (C)
(C)

(This page filed under Transmittal No. 1220)

Issued: February 11, 2013

Effective: February 26, 2013

Vice President, Federal Regulatory
1300 I Street, NW, Washington, D.C. 20005

ACCESS SERVICE

16. Packet Data Services (Cont'd)16.3 Exchange Access Frame Relay Service#@ (Cont'd)

(T)

16.3.2 Rate Regulations (Cont'd)(C) Termination Charges: Month-to-Month and TPPs (Cont'd)

For customers who enter into TPPs on or after October 23, 2004, the amount of the early termination charge will be 25% of the monthly recurring charge(s) (MRC) for the remainder of the term. For example:

$25\% \times \text{MRC} \times \# \text{ of Port Only/Port With Access Line Connections} \times \text{Remainder of Term} = \text{Termination Charge}$

For customers who entered into TPPs prior to October 23, 2004, the amount of the early termination charge will be the lessor of:

- (1) an amount equal to the difference between the Month-to-Month monthly rate and the monthly rate for the selected term plan times the number of months or fraction thereof that the service was in effect;

or

- (2) 25% of the monthly rate for the selected TPP times the number of months or fraction thereof remaining in the term.

#@ Service availability limited. Refer to # footnote on Page 16-37 and @ footnote on Page 16-37.1.

(C)
(C)

(This page filed under Transmittal No. 1220)

Issued: February 11, 2013

Effective: February 26, 2013

Vice President, Federal Regulatory
1300 I Street, NW, Washington, D.C. 20005

ACCESS SERVICE

16. Packet Data Services (Cont'd)16.3 Exchange Access Frame Relay Service#@ (Cont'd)

(T)

16.3.2 Rate Regulations (Cont'd)(C) Termination Charges: Month-to-Month and TPPs (Cont'd)

In addition, if a UNI Port With Access Line Connection is disconnected within the first 36 months, the customer is liable for the full installation charge associated with the Month-to-Month Plan.

For customers who enter into TPPs on or after October 23, 2004, early termination charges will apply only to those rate elements under a term commitment plan. If any rates for the service are increased during the term period, exclusive of any increase due to local, state or federal fees, taxes or surcharges, the customer may terminate the service without incurring an early termination charge.

For customers who entered into TPPs prior to October 23, 2004, if rates increase during the plan period, the customer may discontinue service without termination liability within 120 days of the rate increase. If the service is continued after the 120 days, all current plan terms and conditions apply, including termination liability.

Early termination charges will not be assessed under the following circumstances:

For service that is disconnected on or after February 26, 2013, no early termination charge will apply.

(N)

(N)

#@ Service availability limited. Refer to # footnote on Page 16-37 and @ footnote on Page 16-37.1.

(C)

(C)

(This page filed under Transmittal No. 1220)

Issued: February 11, 2013

Effective: February 26, 2013

Vice President, Federal Regulatory
1300 I Street, NW, Washington, D.C. 20005

ACCESS SERVICE

16. Packet Data Services (Cont'd)16.3 Exchange Access Frame Relay Service#@ (Cont'd)

(T)

16.3.2 Rate Regulations (Cont'd)(C) Termination Charges: Month-to-Month and TPPs (Cont'd)

Customer moves existing service either to a new location within the same address and/or same building (inside move) or to a new location (outside move) and maintains that service for the remainder of the term;

Customer converts to a new term commitment plan for the same service before the current term commitment expires and the value of the new term commitment is equal to or greater than the remaining value of the current term commitment; or

Customer changes to another service or upgrades service to a higher speed or capacity under a term agreement, provided the following conditions are met:

(Z)

1. The value of the new term commitment is equal to or greater than the remaining value of the current term commitment;
2. Both the existing and the new services are provided solely by the Telephone Company; and
3. The order to discontinue the existing service and the order for the new or upgraded service are received by the Telephone Company at the same time.

#@ Service availability limited. Refer to # footnote on Page 16-37 and @ footnote on Page 16-37.1.

(C)
(C)

(This page filed under Transmittal No. 1220)

Issued: February 11, 2013

Effective: February 26, 2013

Vice President, Federal Regulatory
1300 I Street, NW, Washington, D.C. 20005

ACCESS SERVICE

16. Packet Data Services (Cont'd)

16.3 Exchange Access Frame Relay Service#@ (Cont'd)

(T)

16.3.2 Rate Regulations (Cont'd)

(D) Nonrecurring Charges

A nonrecurring charge applies for each installation of certain XA-FRS rate elements. This charge also applies whenever the facility associated with the rate element is moved, changed or rearranged. The charge is not applicable when a customer converts from one term plan to another and there is no physical change in the service facility.

#@ Service availability limited. Refer to # footnote on Page 16-37 and @
footnote on Page 16-37.1.

(C)
(C)

(This page filed under Transmittal No. 1220)

Issued: February 11, 2013

Effective: February 26, 2013

Vice President, Federal Regulatory
1300 I Street, NW, Washington, D.C. 20005

ACCESS SERVICE

16. Packet Data Services (Cont'd)16.3 Exchange Access Frame Relay Service#@ (Cont'd)

(T)

16.3.2 Rate Regulations (Cont'd)(E) Rate Stability Plans

- (1) This Exchange Access Frame Relay Service Rate Stability Plan (XA-FRS RSP) allows customers to stabilize their 56 Kbps UNI Port With Access Line Connection recurring and nonrecurring rates for an extended period of three or five years. For Rate Stability Plan customers of record prior to October 23, 2004, a CIR feature is included in the RSP UNI Port With Access Line Connection rate as an option at speeds of 0, 8, 16 and/or 28 Kbps. Effective October 23, 2004, the CIR feature is a required component included in the RSP UNI Port with Access Line Connection rate at speeds of 0, 8, 16 and/or 28 Kbps.
- (2) An RSP customer is guaranteed not to experience a rate increase during the term of the 3 or 5-year RSP. The XA-FRS RSP is available to any customer who meets the minimum service requirements and agrees to the plan's terms and conditions.
- (3) The minimum service requirements are:
 - (a) A commitment of a minimum of 300 56 Kbps UNI Port With Access Line Connections. Effective May 21, 2005 and thereafter, the minimum commitment of 300 56 Kbps UNI Port With Access Line Connections will also apply to Rate Stability Plans established prior to May 21, 2005.
 - (b) Installation of at least 300 UNI Port With Access Line Connections within one year of the initial order or contract date.
- (4) The terms and conditions are:
 - (a) The nonrecurring and recurring rates will remain stable or decrease during the plan period.
 - (b) New 56 Kbps UNI Port With Access Line Connections may be added to the plan subject to the plan's rate, expiration date, and terms and conditions.
 - (c) Optional features of XA-FRS (excluding 0, 8, 16, and 28 Kbps CIR for customers of record prior to October 23, 2004) are not a part of the plan but are available at standard rates.

#@ Service availability limited. Refer to # footnote on Page 16-37 and @ footnote on Page 16-37.1.

(C)
(C)

(This page filed under Transmittal No. 1220)

Issued: February 11, 2013

Effective: February 26, 2013

Vice President, Federal Regulatory
1300 I Street, NW, Washington, D.C. 20005

ACCESS SERVICE

16. Packet Data Services (Cont'd)16.3 Exchange Access Frame Relay Service#@ (Cont'd)

(T)

16.3.2 Rate Regulations (Cont'd)(E) Rate Stability Plans (Cont'd)

(4) (Cont'd)

- (d) In the first year, customers will be billed for UNI Port With Access Line Connections as they are installed. After the initial 12 months of the RSP, customers are billed for the minimum commitment level and for each UNI Port With Access Line Connection that exceeds 300.
- (e) There is no minimum revenue guarantee or termination liability for any UNI Port With Access Line Connections in excess of the 300 minimum commitment level. CIR is not subject to termination liability.
- (f) After the first year of the plan, customers are eligible for limited portability, i.e., the replacement of a UNI Port With Access Line Connection in the plan that is being disconnected with another 56 Kbps UNI Port With Access Line Connection for the balance of the RSP. Portability requirements are:
 - The replacement service can not already be in any Telephone Company term plan.
 - The orders to disconnect the existing service and connect the replacement must be received at the same time, with due dates within 90 days of each other, and related by a Related Purchase Order Number (RPON).
 - No more than 30 percent of the plan's access connections in place on the first year's anniversary date and each succeeding anniversary date are eligible for portability over the next 12 months. When more than 30 percent of the access connections in the plan are replaced in the same contract year (from last anniversary date to the next), all access connections in the plan will be billed at the Month-to-Month rate for the remainder of that contract year.
 - The replacement service is subject to any applicable nonrecurring charges.
- (g) Existing 56 Kbps UNI Port With Access Line Connections can be converted to a RSP service without additional charge as long as there is no change in the physical facility.

#@ Service availability limited. Refer to # footnote on Page 16-37 and @ footnote on Page 16-37.1.

(C)
(C)

(This page filed under Transmittal No. 1220)

Issued: February 11, 2013

Effective: February 26, 2013

Vice President, Federal Regulatory
1300 I Street, NW, Washington, D.C. 20005

ACCESS SERVICE

16. Packet Data Services (Cont'd)16.3 Exchange Access Frame Relay Service#@ (Cont'd)

(T)

16.3.2 Rate Regulations (Cont'd)(E) Rate Stability Plans (Cont'd)

(4) (Cont'd)

(h) Prior to February 26, 2013, if at any time during the plan period, the customer disconnects all plan services or the plan in its entirety, the customer will be subject to termination liability. Termination liability will be the lesser amount of the two calculations following: (C)

- The sum of the monthly rates for 300 UNI Port With Access Line Connections for the remainder of the RSP period.
- An amount equal to the difference between the monthly rate for basic Month-to-Month service and the selected RSP monthly rate times each UNI Port With Access Line Connection disconnected times the number of months the plan was in service.

(i) Effective February 26, 2013, if at any time during the remaining plan period the customer disconnects all plan services or the plan in its entirety, no termination liability will apply.

(N)

|
(N)

(F) Northern and Southern Corridor Options

The Northern Corridor Option is available on a Month-to-Month basis or may be included in the one-year, three-year or five-year term plan of the underlying UNI.

The Southern Corridor Option is available to customers at no charge.

(G) Premier PVC

A monthly recurring charge applies, on a per CIR basis, for each Premier PVC optional feature ordered. This charge applies in addition to the Standard or FRASI CIR rate element.

#@ Service availability limited. Refer to # footnote on Page 16-37 and @ footnote on Page 16-37.1. (C)
(C)

(This page filed under Transmittal No. 1220)

Issued: February 11, 2013

Effective: February 26, 2013

Vice President, Federal Regulatory
1300 I Street, NW, Washington, D.C. 20005

ACCESS SERVICE

16. Packet Data Services (Cont'd)
16.3 Exchange Access Frame Relay Service#@ (Cont'd) (T)
16.3.2 Rate Regulations (Cont'd)

#@ Service availability limited. Refer to # footnote on Page 16-37 and @ (C)
footnote on Page 16-37.1. (C)

(Issued under Transmittal No. 1220)

Issued: February 11, 2013

Effective: February 26, 2013

Vice President, Federal Regulatory
1300 I Street, NW, Washington, DC 20005

ACCESS SERVICE

16. Packet Data Services (Cont'd)16.3 Exchange Access Frame Relay Service#@ (Cont'd)

(T)

16.3.3 Rates and Charges

This service will be provided by the Telephone Company only in the State of New Jersey. Provision of this service in all other states will be provided through the Telephone Company's Tariff F.C.C. No. 20, Communications Services.

		<u>USOC</u>	<u>Monthly Charge</u>	<u>Nonrecurring Charge</u>
(A) <u>UNI Connections</u>				
(1) <u>UNI Port With Access Line Connection</u>				
56 Kbps				
Month-to-Month	NLZ5X	\$ 186.51	\$ 875.00	
One Year TPP	NLZ51	175.00	N/A	
Three Year TPP	NLZ53	170.52	N/A	
Five Year TPP	NLZ55	159.86	N/A	
64 Kbps				
Month-to-Month	NLZYX	186.51	875.00	
One Year TPP	NLZY1	175.00	N/A	
Three Year TPP	NLZY3	170.52	N/A	
Five Year TPP	NLZY5	159.86	N/A	
384 Kbps				
Month-to-Month	NLZ6X	367.00	1,000.00	
One Year TPP	NLZ61	351.50	N/A	
Three Year TPP	NLZ63	336.00	N/A	
Five Year TPP	NLZ65	325.00	N/A	
1.536 Mbps				
Month-to-Month	NLZ8X	463.60	1,000.00	
One Year TPP	NLZ81	445.00	N/A	
Three Year TPP	NLZ83	426.30	N/A	
Five Year TPP	NLZ85	404.99	N/A	
4 Mbps				
Month-to-Month	NLXQX	3,000.00	1,500.00	
One Year TPP	NLXQ1	2,850.00	N/A	
Three Year TPP	NLXQ3	2,451.23	N/A	
Five Year TPP	NLXQ5	2,238.08	N/A	
6 Mbps				
Month-to-Month	NLXRX	3,450.00	1,500.00	
One Year TPP	NLXR1	3,275.00	N/A	
Three Year TPP	NLXR3	2,770.95	N/A	
Five Year TPP	NLXR5	2,557.80	N/A	

#@ Service availability limited. Refer to # footnote on Page 16-37 and @ footnote on Page 16-37.1. (C)
(C)

(This page filed under Transmittal No. 1220)

Issued: February 11, 2013

Effective: February 26, 2013

Vice President, Federal Regulatory
1300 I Street, NW, Washington, D.C. 20005

ACCESS SERVICE

16. Packet Data Services (Cont'd)16.3 Exchange Access Frame Relay Service#@ (Cont'd)

(T)

16.3.3 Rates and Charges (Cont'd)

This service will be provided by the Telephone Company only in the State of New Jersey. Provision of this service in all other states will be provided through the Telephone Company's Tariff F.C.C. No. 20, Communications Services.

	<u>USOC</u>	<u>Monthly Charge</u>	<u>Nonrecurring Charge</u>
(1) <u>UNI Port With Access Line Connection</u>			
10 Mbps			
Month-to-Month	NLXXX	3,700.00	\$1,500.00
One Year TPP	NLXX1	3,500.00	N/A
Three Year TPP	NLXX3	2,900.00	N/A
Five Year TPP	NLXX5	2,750.00	N/A
22 Mbps			
Month-to-Month	NLXSX	4,000.00	1,500.00
One Year TPP	NLXS1	3,800.00	N/A
Three Year TPP	NLXS3	3,197.25	N/A
Five Year TPP	NLXS5	2,984.10	N/A
44.736 Mbps			
Month-to-Month	NLXTX	4,500.00	1,500.00
One Year TPP	NLXT1	4,300.00	N/A
Three Year TPP	NLXT3	4,049.85	N/A
Five Year TPP	NLXT5	3,836.70	N/A

#@ Service availability limited. Refer to # footnote on Page 16-37 and @ footnote on Page 16-37.1. (C)
(C)

(Issued under Transmittal No. 1220)

Issued: February 11, 2013

Effective: February 26, 2013

Vice President, Federal Regulatory
1300 I Street, NW, Washington, D.C. 20005

ACCESS SERVICE

16. Packet Data Services (Cont'd)

16.3 Exchange Access Frame Relay Service#@ (Cont'd)

(T)

16.3.3 Rates and Charges (Cont'd)

This service will be provided by the Telephone Company only in the State of New Jersey. Provision of this service in all other states will be provided through the Telephone Company's Tariff F.C.C. No. 20, Communications Services.

	<u>USOC</u>	<u>Monthly Charge</u>	<u>Nonrecurring Charge</u>
(2) <u>UNI Port Only Connection</u>			
56 Kbps			
Month-to-Month	FPUFX	\$ 80.00	\$300.00
One Year TPP	FPUF1	70.00	N/A
Three Year TPP	FPUF3	60.00	N/A
Five Year TPP	FPUF5	50.00	N/A
64 Kbps			
Month-to-Month	FPUAX	80.00	300.00
One Year TPP	FPUA1	70.00	N/A
Three Year TPP	FPUA3	60.00	N/A
Five Year TPP	FPUA5	50.00	N/A
128 Kbps			
Month-to-Month	FPUBX	157.33	300.00
One Year TPP	FPUB1	100.00	N/A
Three Year TPP	FPUB3	92.00	N/A
Five Year TPP	FPUB5	83.00	N/A
256 kbps			
Month-to-Month	FPUKX	165.00	300.00
One Year TPP	FPUK1	138.00	N/A
Three Year TPP	FPUK3	105.00	N/A
Five Year TPP	FPUK5	95.00	N/A
384 Kbps			
Month-to-Month	FPUCX	170.00	300.00
One Year TPP	FPUC1	150.00	N/A
Three Year TPP	FPUC3	125.00	N/A
Five Year TPP	FPUC5	110.00	N/A
512 kbps			
Month-to-Month	FPULX	185.00	300.00
One Year TPP	FPUL1	167.00	N/A
Three Year TPP	FPUL3	146.00	N/A
Five Year TPP	FPUL5	124.00	N/A
768 kbps			
Month-to-Month	FPUDX	200.00	300.00
One Year TPP	FPUD1	175.00	N/A
Three Year TPP	FPUD3	155.00	N/A
Five Year TPP	FPUD5	135.00	N/A
1.536 Mbps			
Month-to-Month	FPUEX	220.00	300.00
One Year Term	FPUE1	195.00	N/A
Three Year Term	FPUE3	165.00	N/A
Five Year Term	FPUE5	145.00	N/A

#@ Service availability limited. Refer to # footnote on Page 16-37 and @ footnote on Page 16-37.1. (C)
(C)

(Issued under Transmittal No. 1220)

Issued: February 11, 2013

Effective: February 26, 2013

Vice President, Federal Regulatory
1300 I Street, NW, Washington, D.C. 20005

ACCESS SERVICE

16. Packet Data Services (Cont'd)16.3 Exchange Access Frame Relay Service#@ (Cont'd)

(T)

16.3.3 Rates and Charges (Cont'd)

This service will be provided by the Telephone Company only in the State of New Jersey. Provision of this service in all other states will be provided through the Telephone Company's Tariff F.C.C. No. 20, Communications Services.

		USOC	Monthly Charge	Nonrecurring Charge
(2)	<u>UNI Port Only Connection</u>	(Cont'd)		
	4 Mbps			
	Month-to-Month	FPU4X	\$ 790.00	\$ 300.00
	One Year Term	FPU41	770.00	N/A
	Three Year Term	FPU43	675.00	N/A
	Five Year Term	FPU45	620.00	N/A
	6 Mbps			
	Month-to-Month	FPU5X	830.00	300.00
	One Year Term	FPU51	810.00	N/A
	Three Year Term	FPU53	700.00	N/A
	Five Year Term	FPU55	660.00	N/A
	10 Mbps			
	Month-to-Month	FPU6X	900.00	300.00
	One Year Term	FPU61	870.00	N/A
	Three Year Term	FPU63	760.00	N/A
	Five Year Term	FPU65	700.00	N/A
	22 Mbps			
	Month-to-Month	FPU7X	1,200.00	300.00
	One Year Term	FPU71	1,160.00	N/A
	Three Year Term	FPU73	1,010.00	N/A
	Five Year Term	FPU75	970.00	N/A
	44.736 Mbps			
	Month-to-Month	FPUOX	1,500.00	300.00
	One Year Term	FPUO1	1,350.00	N/A
	Three Year Term	FPUO3	1,125.00	N/A
	Five Year Term	FPUO5	1,050.00	N/A

#@ Service availability limited. Refer to # footnote on Page 16-37 and @ footnote on Page 16-37.1. (C)
(C)

(Issued under Transmittal No. 1220)

Issued: February 11, 2013

Effective: February 26, 2013

Vice President, Federal Regulatory
1300 I Street, NW, Washington, D.C. 20005

ACCESS SERVICE

16. Packet Data Services (Cont'd)16.3 Exchange Access Frame Relay Service#@ (Cont'd)

(T)

16.3.3 Rates and Charges (Cont'd)

This service will be provided by the Telephone Company only in the State of New Jersey. Provision of this service in all other states will be provided through the Telephone Company's Tariff F.C.C. No. 20, Communications Services.

	<u>USOC</u>	<u>Monthly Charge</u>	<u>Nonrecurring Charge</u>
(B) <u>NNI Port Connection</u>			
1.536 Mbps	NNL8X	234.47	300.00
44.736 Mbps	NNL9X	2,877.53	300.00

#@ Service availability limited. Refer to # footnote on Page 16-37 and @ footnote on Page 16-37.1. (C)
(C)

(Issued under Transmittal No. 1220)

Issued: February 11, 2013

Effective: February 26, 2013

Vice President, Federal Regulatory
1300 I Street, NW, Washington, D.C. 20005

ACCESS SERVICE

16. Packet Data Services (Cont'd)16.3 Exchange Access Frame Relay Service#@ (Cont'd)

(T)

16.3.3 Rates and Charges (Cont'd)

This service will be provided by the Telephone Company only in the State of New Jersey. Provision of this service in all other states will be provided through the Telephone Company's Tariff F.C.C. No. 20, Communications Services.

(C) Standard Committed Information Rates

	<u>USOC</u>	<u>Monthly Charge</u>	<u>Nonrecurring Charge</u>	
0/8/16/28/32 Kbps	R3TG2	\$ 5.00	\$12.00	*
56/64 Kbps	R3TA1	2.00	12.00	**
0 Kbps#	R3TVX	1.00	N/A	
4 Kbps	R3TYX	1.00	N/A	
8 Kbps	R3TZX	1.00	N/A	
16 Kbps	R3TOX	1.00	N/A	
28 Kbps	R3TPX	2.00	N/A	
32 Kbps	R3TTX	2.00	N/A	
42 Kbps	R3XZX	2.00	N/A	
48 Kbps	R3X1X	2.00	N/A	
64 Kbps	R3TQX	3.00	N/A	
96 Kbps	R3X2X	4.00	N/A	
128 Kbps	R3TB1	5.00	N/A	
192 Kbps	R3TC1	7.00	N/A	
256 Kbps	R3TD1	9.00	N/A	
288 Kbps	R3X3X	10.00	N/A	
384 Kbps	R3TE1	12.00	N/A	
512 Kbps	R3TF1	25.00	N/A	
576 Kbps	R3X4X	26.00	N/A	
768 Kbps	R3TH1	28.00	N/A	
1.152 Mbps	R3X5X	36.00	N/A	

Only available with 56 kbps ports provided under a Rate Stability Plan

* Effective October 23, 2004, this rate element is no longer applicable to new customers.

** Effective October 23, 2004, this rate element is no longer applicable to new customers. The Telephone Company will continue to provide this rate element to existing customers until February 20, 2005. Customers will be required to migrate to one of the new required CIR speeds by one of the following methods:

1. Customer may request a new CIR from among the speeds available at the then effective rates set forth herein; or
2. Customer may take no action, and effective February 20, 2005, the customer will automatically be assigned to the new required CIR speed of 64 kbps; or
3. Customer may discontinue service at any time prior to February 20, 2005.

#@ Service availability limited. Refer to # footnote on Page 16-37 and @ footnote on Page 16-37.1. (C)
(C)

(Issued under Transmittal No. 1220)

Issued: February 11, 2013

Effective: February 26, 2013

Vice President, Federal Regulatory
1300 I Street, NW, Washington, D.C. 20005

ACCESS SERVICE

16. Packet Data Services (Cont'd)16.3 Exchange Access Frame Relay Service#@ (Cont'd)

(T)

16.3.3 Rates and Charges (Cont'd)

This service will be provided by the Telephone Company only in the State of New Jersey. Provision of this service in all other states will be provided through the Telephone Company's Tariff F.C.C. No. 20, Communications Services.

(C) Standard Committed Information Rates (Cont'd)

	USOC	Monthly Charge	Nonrecurring Charge
1.536 Mbps	R3XW3	\$46.00	N/A
2 Mbps	R3TW1	50.00	N/A
3 Mbps	R3XB3	75.00	N/A
4 Mbps	R3XC3	100.00	N/A
5 Mbps	R3XD3	125.00	N/A
6 Mbps	R3XE3	150.00	N/A
7 Mbps	R3XF3	175.00	N/A
8 Mbps	R3XG3	200.00	N/A
9 Mbps	R3XH3	225.00	N/A
10 Mbps	R3XJ3	250.00	N/A
11 Mbps	R3XK3	275.00	N/A
12 Mbps	R3XL3	300.00	N/A
13 Mbps	R3XM3	325.00	N/A
14 Mbps	R3XN3	350.00	N/A
15 Mbps	R3XO3	375.00	N/A
16 Mbps	R3XP3	400.00	N/A
17 Mbps	R3XQ3	425.00	N/A
18 Mbps	R3XR3	450.00	N/A
19 Mbps	R3XS3	475.00	N/A
20 Mbps	R3XT3	500.00	N/A
21 Mbps	R3XU3	525.00	N/A
22 Mbps	R3XV3	550.00	N/A

#@ Service availability limited. Refer to # footnote on Page 16-37 and @ footnote on Page 16-37.1. (C)
(C)

(Issued under Transmittal No. 1220)

Issued: February 11, 2013

Effective: February 26, 2013

Vice President, Federal Regulatory
1300 I Street, NW, Washington, D.C. 20005

ACCESS SERVICE

16. Packet Data Services (Cont'd)16.3 Exchange Access Frame Relay Service#@ (Cont'd)

(T)

16.3.3 Rates and Charges (Cont'd)

This service will be provided by the Telephone Company only in the State of New Jersey. Provision of this service in all other states will be provided through the Telephone Company's Tariff F.C.C. No. 20, Communications Services.

(D) Exchange Access Frame Relay Service to Exchange Access Asynchronous Transfer Mode Cell Relay Service Interworking (FRASI) Committed Information Rates

	<u>USOC</u>	<u>Monthly Charge</u>	<u>Nonrecurring Charge</u>
4 Kbps	R3TYA	1.00	N/A
8 Kbps	R3TZA	1.00	N/A
16 Kbps	R3TOA	1.00	N/A
28 Kbps	R3TPA	2.00	N/A
32 Kbps	R3TTA	2.00	N/A
42 Kbps	R3XZA	2.00	N/A
48 Kbps	R3X1A	2.00	N/A
64 Kbps	R3TQA	3.00	N/A
96 Kbps	R3X2A	4.00	N/A
128 Kbps	R3TBA	5.00	N/A
192 Kbps	R3TCA	7.00	N/A
256 Kbps	R3TDA	9.00	N/A
288 Kbps	R3X3A	10.00	N/A
384 Kbps	R3TEA	12.00	N/A
512 Kbps	R3TFA	25.00	N/A
576 Kbps	R3X4A	26.00	N/A
768 Kbps	R3THA	28.00	N/A
1.152 Mbps	R3X5A	36.00	N/A
1.536 Mbps	R3XWA	46.00	N/A
2 Mbps	R3XAA	50.00	N/A
3 Mbps	R3XBA	75.00	N/A
4 Mbps	R3XCA	100.00	N/A
5 Mbps	R3XDA	125.00	N/A
6 Mbps	R3XEA	150.00	N/A
7 Mbps	R3XFA	175.00	N/A
8 Mbps	R3XGA	200.00	N/A
9 Mbps	R3XHA	225.00	N/A
10 Mbps	R3XJA	250.00	N/A
11 Mbps	R3XKA	275.00	N/A
12 Mbps	R3XLA	300.00	N/A
13 Mbps	R3XMA	325.00	N/A
14 Mbps	R3XNA	350.00	N/A
15 Mbps	R3XOA	375.00	N/A
16 Mbps	R3XPA	400.00	N/A
17 Mbps	R3XQA	425.00	N/A
18 Mbps	R3XRA	450.00	N/A
19 Mbps	R3XSA	475.00	N/A
20 Mbps	R3XTA	500.00	N/A
21 Mbps	R3XUA	525.00	N/A
22 Mbps	R3XVA	550.00	N/A

#@ Service availability limited. Refer to # footnote on Page 16-37 and @ footnote on Page 16-37.1. (C)
(C)

(Issued under Transmittal No. 1220)

Issued: February 11, 2013

Effective: February 26, 2013

Vice President, Federal Regulatory
1300 I Street, NW, Washington, D.C. 20005

ACCESS SERVICE

16. Packet Data Services (Cont'd)16.3 Exchange Access Frame Relay Service#@ (Cont'd)

(T)

16.3.3 Rates and Charges (Cont'd)

This service will be provided by the Telephone Company only in the State of New Jersey. Provision of this service in all other states will be provided through the Telephone Company's Tariff F.C.C. No. 20, Communications Services.

	<u>USOC</u>	<u>Monthly Charge</u>	<u>Nonrecurring Charge</u>
(E) <u>Administrative Charge</u>	NRBFR	\$ 0.00	\$ 50.00
(F) <u>Optional UNI Features</u>			
(1) Each Additional PVC	L7NAX	N/A	0.00
(2) Group Address*	G4A	N/A	35.00
(3) Committed Information Rates*	Refer to the rates and charges set forth in 16.3.3(C) preceding.		
(4) Backup UNI, per activation	NHC9K	N/A	200.00
(5) Premier PVC**, per CIR	QPF	\$10.00	N/A

#@ Service availability limited. Refer to # footnote on Page 16-37 and @ footnote on Page 16-37.1. (C)
(C)

* Effective October 23, 2004, this rate element is no longer available to new customers.

** Rate applies in addition to the associated Standard or FRASI CIR rate.

(Issued under Transmittal No. 1220)

Issued: February 11, 2013

Effective: February 26, 2013

Vice President, Federal Regulatory
1300 I Street, NW, Washington, D.C. 20005

ACCESS SERVICE

16. Packet Data Services (Cont'd)16.3 Exchange Access Frame Relay Service#@ (Cont'd)

(T)

16.3.3 Rates and Charges (Cont'd)

This service will be provided by the Telephone Company only in the State of New Jersey. Provision of this service in all other states will be provided through the Telephone Company's Tariff F.C.C. No. 20, Communications Services.

(F) <u>Optional UNI Features</u> (Cont'd)		<u>USOC</u>	<u>Monthly Charge</u>	<u>Nonrecurring Charge</u>
(6) <u>Northern Corridor Option</u>				
<u>At 16 Kbps CIR</u>				
Mo-to-Mo	NLCOM		\$ 0.00	\$ 0.00
1-year	NLC01		0.00	0.00
3-year	NLC03		0.00	0.00
5-year	NLC05		0.00	0.00
<u>At 28 or 32 Kbps CIR</u>				
Mo-to-Mo	NLCPM		0.00	0.00
1-year	NLCP1		0.00	0.00
3-year	NLCP3		0.00	0.00
5-year	NLCP5		0.00	0.00
<u>At 56* or 64 Kbps CIR</u>				
Mo-to-Mo	NLCAM		0.00	0.00
1-year	NLCA1		0.00	0.00
3-year	NLCA3		0.00	0.00
5-year	NLCA5		0.00	0.00
<u>At 128 or 192 Kbps CIR</u>				
Mo-to-Mo	NLCLM		0.00	0.00
1-year	NLCL1		0.00	0.00
3-year	NLCL3		0.00	0.00
5-year	NLCL5		0.00	0.00
<u>At 256 or 384 Kbps CIR</u>				
Mo-to-Mo	NLCRM		0.00	0.00
1-year	NLCR1		0.00	0.00
3-year	NLCR3		0.00	0.00
5-year	NLCR5		0.00	0.00
<u>At 512 or 768 Kbps CIR</u>				
Mo-to-Mo	NLCMM		0.00	0.00
1-year	NLCM1		0.00	0.00
3-year	NLCM3		0.00	0.00
5-year	NLCM5		0.00	0.00

(G) Reserved for Future Use

* Refer to 16.3.3(C) for 56 Kbps availability.

#@ Service availability limited. Refer to # footnote on Page 16-37 and @ footnote on Page 16-37.1.

(C)
(C)

(This page filed under Transmittal No. 1220)

Issued: February 11, 2013

Effective: February 26, 2013

Vice President, Federal Regulatory
1300 I Street, NW, Washington, D.C. 20005

ACCESS SERVICE

16. Packet Data Services (Cont'd)

16.3 Exchange Access Frame Relay Service#@ (Cont'd)

(T)

#@ Service availability limited. Refer to # footnote on Page 16-37 and @ footnote on Page 16-37.1. (C)
(C)

(This page filed under Transmittal No. 1220)

Issued: February 11, 2013

Effective: February 26, 2013

Vice President, Federal Regulatory
1300 I Street, NW, Washington, D.C. 20005

ACCESS SERVICE

16. Packet Data Services (Cont'd)16.3 Exchange Access Frame Relay Service#@ (Cont'd)

(T)

16.3.3 Rates and Charges (Cont'd)

This service will be provided by the Telephone Company only in the State of New Jersey. Provision of this service in all other states will be provided through the Telephone Company's Tariff F.C.C. No. 20, Communications Services.

	<u>USOC</u>	<u>Monthly Charge</u>	<u>Nonrecurring Charge</u>
(H) <u>UNI Port With Access Line Connection</u>			
<u>56 Kbps Rate Stability Plans</u>			
3-Year RSP	NLZ5T	\$106.00	\$0.00
5-Year RSP	NLZ5R	95.80	0.00

#@ Service availability limited. Refer to # footnote on Page 16-37 and @ footnote on Page 16-37.1.

(C)
(C)

(This page filed under Transmittal No. 1220)

Issued: February 11, 2013

Effective: February 26, 2013

Vice President, Federal Regulatory
1300 I Street, NW, Washington, D.C. 20005

ACCESS SERVICE

16. Packet Data Services (Cont'd)

16.4 Reserved

(C)

(D)

(D)

(This page filed under Transmittal No. 943)

Issued: August 21, 2008

Effective: September 5, 2008

Vice President, Federal Regulatory
1300 I Street, NW, Washington, DC 20005

(T)
(T)

ACCESS SERVICE

16. Packet Data Services (Cont'd)

(D)

(D)

(This page filed under Transmittal No. 943)

Issued: August 21, 2008

Effective: September 5, 2008

Vice President, Federal Regulatory
1300 I Street, NW, Washington, DC 20005

(T)
(T)

ACCESS SERVICE

16. Packet Data Services (Cont'd)

(D)

(D)

(This page filed under Transmittal No. 943)

Issued: August 21, 2008

Effective: September 5, 2008

Vice President, Federal Regulatory
1300 I Street, NW, Washington, DC 20005

(T)
(T)

ACCESS SERVICE

16. Packet Data Services (Cont'd)

(D)

(D)

(This page filed under Transmittal No. 943)

Issued: August 21, 2008

Effective: September 5, 2008

Vice President, Federal Regulatory
1300 I Street, NW, Washington, DC 20005

(T)
(T)

ACCESS SERVICE

16. Packet Data Services (Cont'd)

(D)

(D)

(This page filed under Transmittal No. 943)

Issued: August 21, 2008

Effective: September 5, 2008

Vice President, Federal Regulatory
1300 I Street, NW, Washington, DC 20005

(T)
(T)

ACCESS SERVICE

16. Packet Data Services (Cont'd)

(D)

(D)

(This page filed under Transmittal No. 943)

Issued: August 21, 2008

Effective: September 5, 2008

Vice President, Federal Regulatory
1300 I Street, NW, Washington, DC 20005

(T)
(T)

ACCESS SERVICE

16. Packet Data Services (Cont'd)

(D)

(D)

(This page filed under Transmittal No. 943)

Issued: August 21, 2008

Effective: September 5, 2008

Vice President, Federal Regulatory
1300 I Street, NW, Washington, DC 20005

(T)
(T)

ACCESS SERVICE

16. Packet Data Services (Cont'd)

(D)

(D)

(This page filed under Transmittal No. 943)

Issued: August 21, 2008

Effective: September 5, 2008

Vice President, Federal Regulatory
1300 I Street, NW, Washington, DC 20005

(T)
(T)

ACCESS SERVICE

16. Packet Data Services (Cont'd)16.5 IP (Internet Protocol) Routing Service16.5.1 Service Description

The Telephone Company's IP (Internet Protocol) Routing Service, IPRS, provides for the collection, concentration and management of the customer's data traffic within a LATA. IPRS consists of network routers located at LATA hub sites that will collect the customer's end user data traffic and concentrate it for connection and transport over the Telephone Company's Packet Data Service to a customer's designated location.

The customer has the option of utilizing, as a feature of IPRS, Single Number Routing in lieu of local telephone numbers, which are included as part of IPRS. This option provides for all end users in a defined geographic area (i.e., a LATA) to have access to the customer via one specialized telephone number. The end user can initiate a call within the service area to the customer, and the call will be treated as a local call by the Telephone Company for the connection and duration of the call. This option is part of the standard IPRS offering and is included in the rates and charges for IPRS at no additional charge.

The following two alternatives are offered to the customer under this option:

1. The Telephone Company will assign a Single Number Routing telephone number from a 500 NPA; or
2. The customer can provide the Telephone Company with its own 555-XXXX telephone number acquired from the North American Numbering Plan Administration.

For those customers that opt for Single Number Routing, the Telephone Company will provision either a single 500 or 555 telephone number. If the customer requests additional 500 or 555 telephone numbers, special assembly charges will apply.

IPRS provides two types of ports for the collection of end user data traffic. The port type(s) is/are determined by the method(s) chosen by the customer for access to its end user(s). The two port types are:

(This page filed under Transmittal No. 23)

Issued: April 13, 2001

Effective: April 28, 2001

Vice President
2980 Fairview Park Drive, Falls Church, Virginia 22042

ACCESS SERVICE

16. Packet Data Services (Cont'd)16.5 IP (Internet Protocol) Routing Service (Cont'd)16.5.1 Service Description (Cont'd)

- 1) Dial-up Port
- 2) IPRS DS1/1.544 Mbps Port*

The Dial-up Port type is intended for use with a single computer connection and not for connection to a Local Area Network (LAN).

IPRS does not include the end user access service. End user services and facilities are available from this and other public telephone network tariffs.

IPRS requires the use of RADIUS (Remote Authentication Dial-In User Service), a network security protocol, for the customer's authentication and authorization of its dial-up end user(s). See Section 16.5.2 following for technical references.

Maintenance and upgrades for IPRS are performed during the hours of 11:00 p.m. and 8:00 a.m. At times, during the hours of maintenance activity, it will be necessary to place a customer's service in an inactive or out-of-service condition. The amount of time that this scheduled out-of-service condition will exist is called a "maintenance window." The Telephone Company will provide the customer notice prior to the maintenance window and will work cooperatively with the customer to minimize service disruption. Maintenance window activity could be scheduled for consecutive days.

16.5.2 Technical Specifications

IPRS is provided in compliance with standards established by the Internet Architecture Board as stated in the following publications:

STD 0001: Internet Official Protocol Standards, J Postel, (T)
Editor. (T)

RFC 2138, Remote Authentication Dial-In User Service (T)
(RADIUS); C Rigney, A. Rubens, W. Simpson, S. Wilens. (T)

* Effective September 15, 2001, the IPRS DS1/1.544 Mbps Port will no longer be available for new service requests.

(Issued under Transmittal No. 1037)

Issued: August 27, 2009

Effective: September 11, 2009

Vice President, Federal Regulatory
1300 I Street, NW, Washington, D.C. 20005

(T)
(T)

ACCESS SERVICE

16. Packet Data Services (Cont'd)16.5 IP (Internet Protocol) Routing Service (Cont'd)16.5.3 Terms and Conditions

(A) IPRS is a hubbed service. IPRS wire centers are designated in (B) following.

(B) <u>LATA</u>	<u>HUB Wire Center</u>
Washington	Arlington
Washington	Gaithersburg
Washington	Reston - Fox Mills
Washington	Waldorf
Washington	Washington, D.C.
Baltimore	Columbia
Baltimore	Crofton
Baltimore	Westminster
Baltimore	Towson
Roanoke	Roanoke
Roanoke	Blacksburg
Roanoke	Norton
Salisbury	Salisbury
Culpeper	Culpeper
Culpeper	Fredericksburg
Culpeper	Leesburg
Hagerstown	Fredrick
Hagerstown	Hagerstown
Hagerstown	Martinsburg
Norfolk	Aberdeen
Richmond	Chester
Philadelphia	Conshohocken
Philadelphia	Ardmore
Philadelphia	Springfield
Philadelphia	Hatboro
Philadelphia	Newtown
Philadelphia	Doylestown
Philadelphia	Pottstown
Philadelphia	Exton
Philadelphia	West Chester
Philadelphia	Reading
Philadelphia	Market
Philadelphia	Mountainville
Philadelphia	Perkasie
Altoona	Altoona
Altoona	Barnesboro
Altoona	State College
Lynchburg	Church Street

(This page filed under Transmittal No. 23)

Issued: April 13, 2001

Effective: April 28, 2001

Vice President
2980 Fairview Park Drive, Falls Church, Virginia 22042

ACCESS SERVICE

16. Packet Data Services (Cont'd)16.5 IP (Internet Protocol) Routing Service (Cont'd)16.5.3 Terms and Conditions (Cont'd)

(B) (Cont'd)

<u>LATA</u>	<u>HUB Wire Center</u>
Pittsburgh	Downtown
Pittsburgh	Uniontown
Pittsburgh	Bethel Park
Pittsburgh	Washington
Pittsburgh	Greenburg
Pittsburgh	Robinson Township
Pittsburgh	Perrysville
Pittsburgh	Oakmont
Pittsburgh	Monroeville
Pittsburgh	Beaver Falls
Capital	Harrisburg
Capital	Lebanon
Capital	Millersville
Capital	Newark
Capital	Dover
Capital	Georgetown
North Jersey	New Brunswick
North Jersey	Toms River
North Jersey	Lakewood
North Jersey	Spring Lake
North Jersey	Middletown
North Jersey	Jamesburg
North Jersey	Woodbridge
North Jersey	Plainfield
North Jersey	Bernardsville
North Jersey	Madison
North Jersey	Newark 2
North Jersey	Little Falls
North Jersey	Cliffside park
North Jersey	Closter
North Jersey	Ramsey
North Jersey	West Milford
North Jersey	Succasunna
North Jersey	Washington
Delaware Valley	Collingswood
Delaware Valley	Camden
Delaware Valley	Ewing
Delaware Valley	Burlington
Delaware Valley	Mount Holly
Delaware Valley	Wenonah
Delaware Valley	Vineland
Atlantic Coastal	Ocean City
Atlantic Coastal	Hammonton
Atlantic Coastal	Pleasantville
Atlantic Coastal	Wildwood
Northeast	Scranton

(D)

(D)

(This page filed under Transmittal No. 1094)

Issued: June 16, 2010

Effective: July 1, 2010

Vice President, Federal Regulatory
1300 I Street, NW, Washington, DC 20005

(T)

(T)

ACCESS SERVICE

16. Packet Data Services (Cont'd)16.5 IP (Internet Protocol) Routing Service (Cont'd)16.5.3 Terms and Conditions (Cont'd)

- (C) IPRS is available on a month-to-month basis and for commitment periods of 3 years and 5 years.
- (D) Month-to-month service is subject to a minimum service period of 12 months.
- (E) Customers electing a 3-year or 5-year term must also select a minimum port volume for the service period.
- (F) IPRS is provided on a negotiated service date interval.
- (G) IPRS is monitored and maintained 24 hours-a-day 7 days-a-week for trouble isolation and resolution.
- (H) The customer is responsible for purchasing an adequate quantity of ports to accommodate originating dial-up traffic, which is delivered to the selected IPRS hub(s) for aggregation and routing to the customer's host location. A Port Capacity Report, furnished by the Telephone Company, that indicates 100% utilization for 30 minutes or more during any one-week period will require the customer to augment their port capacity accordingly in the affected hub(s).

(This page filed under Transmittal No. 23)

Issued: April 13, 2001

Effective: April 28, 2001

Vice President
2980 Fairview Park Drive, Falls Church, Virginia 22042

ACCESS SERVICE

16. Packet Data Services (Cont'd)16.5 IP (Internet Protocol) Routing Service (Cont'd)16.5.4 Rate Regulations

- A) All rate categories are billed monthly.
- B) Nonrecurring charges apply for the installation of each port as set forth in Section 16.5.6 following.

A conversion of service to a new commitment period of equal or greater length than the remainder of the existing term does not incur nonrecurring charges for the existing port.
- C) When the customer's commitment period ends, the rates associated with the quantity of ports installed under such commitment period will remain in effect.
- D) Termination liability applies when a port is disconnected prior to the end of the minimum service period or prior to the end of the selected commitment period. Liability is assessed as follows:

Month-to-Month Service: The customer is responsible for 100% of the monthly rates for the entire 12-month minimum service period.

3 and 5-Year Terms: The customer is responsible for 100% of the monthly rate for the first 12 months and 15% of the remaining monthly charges.

Termination liability is waived if a port is converted to another term of equal or greater value in revenue than the remainder of the present term.

Termination liability is waived when a customer replaces one port for another type and commits to a term of equal or greater value in revenue than the remainder of the current commitment. The replacement is subject to applicable nonrecurring charges.

If the customer's recurring rate increases, the customer may discontinue service without liability.

(This page filed under Transmittal No. 23)

Issued: April 13, 2001

Effective: April 28, 2001

Vice President
2980 Fairview Park Drive, Falls Church, Virginia 22042

ACCESS SERVICE

16. Packet Data Services (Cont'd)16.5 IP (Internet Protocol) Routing Service (Cont'd)16.5.4 Rate Regulations (Cont'd)

- (E) Customers with a 3-year or 5-year term commitment must order service with a volume commitment, enabling the customer to receive the discount applicable to the appropriate volume tier for the committed volume for all ports subscribed. Customers with this option and a 3-year term will have 12 months after the initial port installation to reach the committed port volume. Customers with a 5-year term who select this option will have 24 months after the initial port installation to reach the committed volume.

Six months after the end of the appropriate 12 or 24 month installation window, a review of the customer's account will be performed to verify that the committed volume level has been achieved. Rates will be adjusted accordingly based upon the number of ports in service.

Failure to achieve the guaranteed quantity of ports within the specified time frame will result in all ports being rerated to the applicable monthly rate for the quantity actually in service. In addition, a liability charge equal to the monthly rate per port at the guaranteed commitment level multiplied by the port shortfall (the difference between the committed volume and the actual number of ports in service) multiplied by 3 months will apply.

In the event the customer has exceeded the commitment level, and the number of ports in service qualifies for a lower monthly rate based upon the volume tier for that number of ports, all ports will be rerated to the new, lower monthly rate.

Customer account reviews will be performed semi-annually after the first review until the end of the commitment period.

- (F) Customers with a 3-year or 5-year term commitment may add additional ports at any time during the commitment period at the rates applicable for the term commitment and the volume commitment initially selected. All ports will therefore be subject to a common expiration date for service commitment.
- (G) IPRS ports must be purchased in increments of 23 ports, except where available as single port quantities.

(This page filed under Transmittal No. 23)

Issued: April 13, 2001

Effective: April 28, 2001

Vice President
2980 Fairview Park Drive, Falls Church, Virginia 22042

ACCESS SERVICE

16. Packet Data Services (Cont'd)16.5 IP (Internet Protocol) Routing Service (Cont'd)16.5.4 Rate Regulations (Cont'd)

(H) Upon receipt of a bona fide request from a customer for a port quantity in excess of 75,500 Ports, the Telephone Company will work cooperatively with the customer to develop a per port rate for the requested quantity. Once the per-port rate is developed and accepted by the customer, it will then be tariffed and made available to any other customers requesting that same port quantity.

(I) IPRS Reports

- (1) IPRS includes a text-based, preformatted Daily Capacity Report that includes all network elements and all items from the previous day. This report is provided to each IPRS customer each day via e-mail without charge.
- (2) Customers desiring additional reports may choose optional Customer Service Management (CSM) Reports. The Telephone Company will provide IPRS customers with traffic reports and the ability to access this traffic data in near real-time via web-based access. The following reports will be available to the IPRS customer:
 - (a) Total Connections, Analog and Digital
 - (b) Analog and Digital Ratio
 - (c) Calls Increment (Measuring total calls received in ten minute intervals)
 - (d) ISDN Connections
 - (e) Modem Connections (Measuring analog call connections)
 - (f) Seconds Increment (Measuring total duration in seconds for a specific period of time)
 - (g) Weekly Maximum for Total Connections, Analog and Digital

(This page filed under Transmittal No. 23)

Issued: April 13, 2001

Effective: April 28, 2001

Vice President
2980 Fairview Park Drive, Falls Church, Virginia 22042

ACCESS SERVICE

16. Packet Data Services (Cont'd)16.5 IP (Internet Protocol) Routing Service (Cont'd)16.5.4 Rate Regulations (Cont'd)(I) IPRS Reports (Cont'd)

- (3) Customers opting for the CSM Reports will have the ability to display varying time periods for archived data, in varying intervals (i.e., several days, weeks, or months up to 12 months prior). CSM customers will also have the ability to view the output data graphically. Appropriate output may also be displayed illustrating Raw Data, Peaks, or Averages. Polling across the IPRS network for the CSM reports occurs in 10-minute intervals on average. Output data is not available for the most recent 24 hours prior to the query.
- (4) Recurring and Nonrecurring charges are based on a per-user access limited to six (6) IP addresses. The price entitles the customer to access the entire menu of available reports. Charges are assessed based on the size of the IPRS network (200 IPRS ports or less, or greater than 200 IPRS ports). If additional user access is needed, customers will be required to pay an additional appropriate monthly rate for each additional user access requested.

(This page filed under Transmittal No. 23)

Issued: April 13, 2001

Effective: April 28, 2001

Vice President
2980 Fairview Park Drive, Falls Church, Virginia 22042

ACCESS SERVICE

16. Packet Data Services (Cont'd)

16.5 IP (Internet Protocol) Routing Service (Cont'd)

16.5.5 Rate Categories

- A) Dial-up Port: Provides one data path connection in a local calling area of the company designated by the customer for analog/ISDN dial-up access to the customer by the customer's end users, and the IP routing of the end user data to the customer.
- B) IPRS DS1/1.544 Mbps Port*: Provides connection and IP routing of end user data terminated over dedicated private line facilities at a speed of 1.544 Mbps. (C)

* Effective September 15, 2001, these ports will no longer be available for new service requests (N)
(N)

(This page filed under Transmittal No. 88)

Issued: August 31, 2001

Effective: September 15, 2001

Vice President
2980 Fairview Park Drive, Falls Church, Virginia 22042

ACCESS SERVICE

16. Packet Data Services (Cont'd)16.5 IP (Internet Protocol) Routing Service (Cont'd)16.5.6 Rates and Charges
- per port

A) Dial-up Port

<u>Port Category</u>	<u>USOC</u>	<u>Monthly Rate</u>	<u>Nonrecurring Charges</u>	
<u>Month-to-Month</u>				
Up to 75,500 Ports	PRLA6			
N-MSA		\$56.00	\$35.00	(T)
Price Band 4		56.00	35.00	(N)
Price Band 5		56.00	35.00	
Price Band 6		56.00	35.00	(N)
Over 75,500 Ports		See 16.5.4(H) preceding		
<u>3-year Term</u>				
Up to 9,660 Ports	PRLJ2			
N-MSA		39.00	0.00	(T)
Price Band 4		39.00	0.00	(N)
Price Band 5		39.00	0.00	
Price Band 6		39.00	0.00	(N)
Up to 16,100 Ports	PRLJ3			
N-MSA		38.00	0.00	(T)
Price Band 4		38.00	0.00	(N)
Price Band 5		38.00	0.00	
Price Band 6		38.00	0.00	(N)
Up to 32,200 Ports	PRLJ4			
N-MSA		37.00	0.00	(T)
Price Band 4		37.00	0.00	(N)
Price Band 5		37.00	0.00	
Price Band 6		37.00	0.00	(N)
Up to 48,300 Ports	PRLJ5			
N-MSA		36.00	0.00	(T)
Price Band 4		36.00	0.00	(N)
Price Band 5		36.00	0.00	
Price Band 6		36.00	0.00	(N)
Up to 64,400 Ports	PRLJ6			
N-MSA		34.00	0.00	(T)
Price Band 4		34.00	0.00	(N)
Price Band 5		34.00	0.00	
Price Band 6		34.00	0.00	(N)
Up to 75,500 Ports	PRLJ8			
N-MSA		32.00	0.00	(T)
Price Band 4		32.00	0.00	(N)
Price Band 5		32.00	0.00	
Price Band 6		32.00	0.00	(N)
Over 75,500 Ports		See 16.5.4(H) preceding		

Material formerly shown on this page now appears on Page 16-65.1.

(This page filed under Transmittal No. 55)

Issued: June 18, 2001

Effective: July 3, 2001

Vice President
2980 Fairview Park Drive, Falls Church, Virginia 22042

ACCESS SERVICE

16. Packet Data Services (Cont'd)16.5 IP (Internet Protocol) Routing Service (Cont'd)16.5.6 Rates and Charges (Cont'd)
- per port

A) Dial-up Port (Cont'd)

<u>Port Category</u>	<u>USOC</u>	<u>Monthly Rate</u>	<u>Nonrecurring Charges</u>	(M)
<u>5-Year Term</u>				
Up to 9,660 Ports	PRLQ2			(M)
N-MSA		\$36.00	\$0.00	(T)
Price Band 4		36.00	0.00	(N)
Price Band 5		36.00	0.00	
Price Band 6		36.00	0.00	(N)
Up to 16,100 Ports	PRLQ3			(M)
N-MSA		35.00	0.00	(T)
Price Band 4		35.00	0.00	(N)
Price Band 5		35.00	0.00	
Price Band 6		35.00	0.00	(N)
Up to 32,200 Ports	PRLQ4			(M)
N-MSA		34.00	0.00	(T)
Price Band 4		34.00	0.00	(N)
Price Band 5		34.00	0.00	
Price Band 6		34.00	0.00	(N)
Up to 48,300 Ports	PRLQ5			(M)
N-MSA		33.00	0.00	(T)
Price Band 4		33.00	0.00	(N)
Price Band 5		33.00	0.00	
Price Band 6		33.00	0.00	(N)
Up to 64,400 Ports	PRLQ6			(M)
N-MSA		31.00	0.00	(T)
Price Band 4		31.00	0.00	(N)
Price Band 5		31.00	0.00	
Price Band 6		31.00	0.00	(N)
Up to 75,500 Ports	PRLQ8			(M)
N-MSA		29.00	0.00	(T)
Price Band 4		29.00	0.00	(N)
Price Band 5		29.00	0.00	
Price Band 6		29.00	0.00	(N)
Over 75,500 Ports		See 16.5.4(H) preceding		

Certain material on this page previously appeared on Page 16-65.

(This page filed under Transmittal No. 55)

Issued: June 18, 2001

Effective: July 3, 2001

Vice President
2980 Fairview Park Drive, Falls Church, Virginia 22042

ACCESS SERVICE

16. Packet Data Services (Cont'd)16.5 IP (Internet Protocol) Routing Service (Cont'd)16.5.6 Rates and Charges (Cont'd)
- per port

B) DS-1 (1.544Mbps)*		(C)	
Port Category	USOC	Monthly Rate	Nonrecurring Charges
Month-to-Month	PRL1X		
N-MSA		\$175.00	\$200.00
Price Band 4		175.00	200.00
Price Band 5		175.00	200.00
Price Band 6		175.00	200.00
3-Year Term	PRLPX		
N-MSA		165.00	0.00
Price Band 4		165.00	0.00
Price Band 5		165.00	0.00
Price Band 6		165.00	0.00
5-Year Term	PRLVX		
N-MSA		150.00	0.00
Price Band 4		150.00	0.00
Price Band 5		150.00	0.00
Price Band 6		150.00	0.00

* Effective September 15, 2001, these ports will no longer be available (N)
for new service requests. (N)

CSM Reports

C) IPRS Networks of 200 IPRS Ports or Less Per user			
	F5R1R		
N-MSA		50.00	100.00
Price Band 4		50.00	100.00
Price Band 5		50.00	100.00
Price Band 6		50.00	100.00
D) IPRS Networks of Greater Than 200 IPRS Ports Per user			
	F5R2R		
N-MSA		350.00	500.00
Price Band 4		350.00	500.00
Price Band 5		350.00	500.00
Price Band 6		350.00	500.00

(This page filed under Transmittal No. 88)

Issued: August 31, 2001

Effective: September 15, 2001

Vice President
2980 Fairview Park Drive, Falls Church, Virginia 22042

ACCESS SERVICE

16. Packet Data Services (Cont'd)16.6 Exchange Access Asynchronous Transfer Mode Cell Relay Service
(XA ATM-CRS)#(A) General

Exchange Access Asynchronous Transfer Mode Cell Relay Service (XA ATM-CRS) is a telecommunications transport and switching service that provides for high speed connectivity between and among widely distributed locations. It is a fast packet, cell-based technology which supports user applications requiring high and flexible bandwidth, high-performance transport and switching.

XA ATM-CRS is comprised of an interface, User Network Interface (UNI) at the ATM switch and a transport facility that terminates on compatible customer premises equipment (CPE). These UNI Access Connections are connected via Permanent Virtual Circuits (PVCs) using Asynchronous Transfer Mode technology over the Telephone Company's fast packet network.

All XA ATM-CRS access facilities must be in conformance with American National Standards Institute (ANSI) standards. Technical specifications for this service are described in the following technical publications:

TR-NWT-001112, Issue 1	GR-1110-CORE, Issue 4	(C)(x)
GR-1248-CORE, Issue 4	SR-3330, Issue 2	(C)(x)

The compatible network channel interfaces (NCIs) and Network channel codes (NCCs) are:

<u>NCI</u>	<u>NCC</u>
DS1	HCE6
DS3	HFC6
OC3c	OBA6

XA ATM-CRS services are generally available in all LATAs except Hagerstown (240) and Salisbury (242).

(B) Definitions

1. User Network Interface (UNI) Access Connection: a dedicated digital transmission facility that provides a connection from the customer's premises to a UNI on a XA ATM-CRS switch. The effective maximum data rate for these services are DS1 (1.54 Megabits per second), DS3 (45 Mbps), or OC3c (155 Mbps).

#Service availability is limited. See regulations in Sections (D)(14) and (D)(15) following.

- (x) GR-1110-CORE, Issue 4, replaces GR-1110-CORE, Issue 1, in its entirety.
GR-1248-CORE, Issue 4, replaces GR-1248-CORE, Issue 2, in its entirety.
SR-3330, Issue 2, replaces SR-3330, Issue 1, in its entirety.

(Issued under Transmittal No. 1037)

Issued: August 27, 2009

Effective: September 11, 2009

Vice President, Federal Regulatory
1300 I Street, NW, Washington, DC 20005

(T)
(T)

ACCESS SERVICE

16. Packet Data Services (Cont'd)16.6 Exchange Access Asynchronous Transfer Mode Cell Relay Service
(XA ATM-CRS) #(Cont'd)(B) Definitions (Cont'd)

2. UNI Access Connection (UNI): Cont'd
Each UNI Access Connection requires at least one Permanent Virtual Circuit (PVC). A customer may elect to subscribe to multiple PVCs. This feature is established over the UNI Access Connection via address mapping which enables the customer to have virtual connections to various locations.
3. Permanent Virtual Connection (PVC): a Cell Relay Service used to provide a virtual connection between two customer locations. The PVC defines a path across the UNI Access Connection between the customer premises and the Telephone Company's ATM switch. Each UNI Access Connection requires the purchase of at least one PVC. The path is set up by the Telephone Company based on information contained on a service order rather than by dial-up signaling.

Virtual Channel Connection (VCC): a type of PVC with independent identity and defined service parameters that is provisioned via Service Order, and cannot be altered by the customer without additional Service Order activity.

Virtual Path Connection (VPC): a type of PVC with defined service parameters that is provisioned via a Service Order. Customers may provision their own virtual connections within the VPC provided that the sum of the service parameters of all of the virtual channels do not exceed the aggregate service parameters of the VPC.

4. Constant Bit Rate (CBR): a steady flow of user information required to support applications where variable delays in transmission can negatively impact the information content. Examples of applications requiring CBR are voice, and some types of video.
5. Variable Bit Rate (VBR): a flow of information that is bursty, and does not flow at a constant rate. An example of an application using VBR is Local Area Network (LAN) traffic.

#Service availability is limited. See regulations in Sections (D)(14) and (D)(15) following.

(This page filed under Transmittal No. 23)

Issued: April 13, 2001

Effective: April 28, 2001

Vice President
2980 Fairview Park Drive, Falls Church, Virginia 22042

ACCESS SERVICE

16. Packet Data Services (Cont'd)16.6 Exchange Access Asynchronous Transfer Mode Cell Relay Service
(XA ATM-CRS)#(Cont'd)(B) Definitions (Cont'd)

6. Sustained Cell Rate (SCR): the maximum rate at which VBR cells may be constantly transmitted with a high assurance that no cells will be lost. Cells transmitted within the SCR have the highest priority of the VBR traffic, and will not be tagged as eligible for discard.
7. Peak Cell Rate (PCR): the highest available rate of information transfer on a Variable Bit Rate connection, and the continuous cell rate allowed for Constant Bit Rate. Cells exceeding the sustained cell rate and below the peak cell rate will be limited to a maximum burst size.
8. Maximum Burst Size (MBS): the maximum number of cells that can be passed to the service provider's network in a single burst at a rate that exceeds the SCR, but does not exceed the PCR assigned to the VBR connection. Cells exceeding the MBS will be declared as nonconformant and will be discarded.
9. Cell Delay Variation Tolerance (CDV): the amount of variation permitted for early arrival of clusters of cells at the source UNI Access Connection. Cells exceeding the tolerance will be declared nonconformant and will be discarded.
10. Synchronous Optical Network (SONET): an international standard for the transmission of high capacity bandwidth over optical facilities. As defined in this service offering, the OC3c SONET connection is provisioned as a survivable service with an alternate (not diverse) route.

Direct Fiber: one type of SONET UNI Access Connection that is provisioned using an optical fiber interface with no alternate routing.
11. Unspecified Bit Rate (UBR): a bursty, not steady, flow of data with varying bandwidth requirements (e.g., Local Area Network traffic). UBR, unlike PCR and SCR, is the lowest class of service and has no quality of service parameters.

#Service availability is limited. See regulations in Sections (D)(14) and (D)(15) following.

(This page filed under Transmittal No. 23)

Issued: April 13, 2001

Effective: April 28, 2001

Vice President
2980 Fairview Park Drive, Falls Church, Virginia 22042

ACCESS SERVICE

16. Packet Data Services (Cont'd)16.6 Exchange Access Asynchronous Transfer Mode Cell Relay Service
(XA ATM-CRS)#(Cont'd)(C) Service Descriptions

1. Basic Service

The basic XA ATM-CRS service consists of transport of ATM cells of information from one UNI Access Connection to another or other UNI Access Connections. Each cell relay cell is delivered unchanged from the source to the destination. The service consist of:

- a. UNI Access Connection(s) from the customer's premises and from the premises of the customer's designated Interexchange Carrier to the Telephone Company's XA ATM-CRS network. The maximum bandwidths of the UNI Access Connections are 1.54 Mbps for the DS1, 45 Mbps for the DS3 and 155 Mbps for the OC3c.

The OC3c UNI Access Connection is available provisioned over SONET facilities which provide a survivable service that automatically switches to an alternate (not diverse) path in the event of a failure on the primary path, or provisioned over a direct fiber with no alternative route.

- b. An initial quantity of variable bit rate bandwidth for use by the customer is included within the UNI Access Connection. The initial quantity of bandwidth will be 10 Mbps for a DS3 UNI Access Connection or 25 Mbps for an OC3c UNI Access Connection. For the DS1 UNI Access Connection, the line speed of 1.54 Mbps will be the initial quantity of bandwidth.
- c. At least one PVC is required per UNI Access Connection. The PVC is purchased separately from the UNI Access Connection. PVCs can be either a VCC or a VPC of constant, variable, or unspecified bit rate.
- d. UBR is provided only when the following minimums are met and at no additional monthly charge: 25 Mbps of VBR, CBR or a combination of both for a DS3 UNI; any combination of at least 75 Mbps for an OC3c UNI; and any combination of 1.536 Mbps for a DS1 UNI.

2. Optional Features

- a. Additional variable bit rate bandwidth on the UNI Access Connection above the initial quantity in increments of 5 Mbps on DS3 or 10 Mbps on OC3c.
- b. Upgrade of the initial bandwidth of the DS3 UNI Access Connection from 10 Mbps of VBR bandwidth to any combination of CBR, and VBR bandwidth.

#Service availability is limited. See regulations in Sections (D)(14) and (D)(15) following.

(This page filed under Transmittal No. 23)

Issued: April 13, 2001

Effective: April 28, 2001

Vice President
2980 Fairview Park Drive, Falls Church, Virginia 22042

ACCESS SERVICE

16. Packet Data Services (Cont'd)16.6 Exchange Access Asynchronous Transfer Mode Cell Relay Service
(XA ATM-CRS) #(Cont'd)(C) Service Descriptions (Cont'd)

2. Optional Features (Cont'd)

- c. Upgrade of the bandwidth of the DS1 UNI Access Connection from VBR to any combination of VBR and CBR.
- d. Upgrade of OC3c UNI Access Connection from the initial 25 Mbps of VBR bandwidth to any combination of CBR, and VBR bandwidth.
- e. Upgrade of additional VBR bandwidth over and above the initial bandwidth to any combination of VBR and CBR bandwidth.

3. Service Parameters

a. CBR

Peak/Sustained Cell Rate	Customer selected in increments of 64 Kilobits per second up to the maximum speed of the UNI Access Connection.
--------------------------	---

Nonconforming Cells	Discarded
---------------------	-----------

Cell Delay Variation Tolerance (CDVT)	OC3c = 50 microseconds DS3 = 150 microseconds DS1 = 600 microseconds
---------------------------------------	--

b. VBR (non Real Time)

Sustained Cell Rate (SCR)	Customer specified in increments of 64 Kilobits per second up to the maximum available capacity of the UNI Access Connection.
---------------------------	---

Peak Cell Rate (PCR)	200% of Sustained Rate up to the maximum capacity of the line.
----------------------	--

Cell Delay Variation Tolerance (CDVT)	OC3c = 50 microseconds DS3 = 150 microseconds
---------------------------------------	--

Maximum Burst Size (MBS)	100 Cells
--------------------------	-----------

#Service availability is limited. See regulations in Sections (D)(14) and (D)(15) following.

(This page filed under Transmittal No. 23)

Issued: April 13, 2001

Effective: April 28, 2001

Vice President
2980 Fairview Park Drive, Falls Church, Virginia 22042

ACCESS SERVICE

16. Packet Data Services (Cont'd)16.6 Exchange Access Asynchronous Transfer Mode Cell Relay Service
(XA ATM-CRS) #(Cont'd)(C) Service Descriptions (Cont'd)

3. Service Parameters (Cont'd)

Nonconforming Cells

Exceeding Peak Rate	Discarded
Exceeding Sustained Cell Rate plus MBS	Tagged and/or Discarded

(D) Terms and Conditions

1. XA ATM-CRS is ordered under the Access Order provisions on a negotiated interval as set forth in Section 5 preceding. And, the cancellation charges for UNI Access Connections are the same as those for the underlying high capacity services as described in Section 5.
2. The customer must provide compatible equipment (e.g., routers, access concentrators, ATM switches, etc.) in accordance with interface specifications defined in the ATM Forum UNI 3.0 or 3.1 specifications for Permanent Virtual Connections. See the technical references listed in Section 16.6 A.
3. The Telephone Company's responsibility is limited to the furnishing of communications facilities and switches suitable for the digital User Network Interface.
4. The Telephone Company is not responsible for the installation, operation, or maintenance of any equipment provided by the customer.
5. Customer provided equipment must be capable of receiving clock and recovering clock from the network.
6. An administrative charge is applicable whenever a customer initiated change is made to the parameters of a Virtual Channel Connection or Virtual Path Connection regarding speed or other service parameters that do not involve remapping of the connection. Such changes are defined as those requiring no changes in physical facilities, and are able to be implemented from the Telephone Company's Network Control Center without dispatch of a technician to the customer location. The charge is applied on a per VCC/VPC basis.
7. A move or relocation of an UNI Access Connection will be treated as a termination of the existing service and the establishment of a new service. All charges applicable to a new installation apply.

#Service availability is limited. See regulations in Sections (D)(14) and (D)(15) following.

(This page filed under Transmittal No. 23)

Issued: April 13, 2001

Effective: April 28, 2001

Vice President
2980 Fairview Park Drive, Falls Church, Virginia 22042

ACCESS SERVICE

16. Packet Data Services (Cont'd)16.6 Exchange Access Asynchronous Transfer Mode Cell Relay Service
(XA ATM-CRS) #(Cont'd)(D) Terms and Conditions (Cont'd)

8. XA ATM-CRS is available on a Month-to-Month basis or for periods of 3 and 5 years.

a. Minimum Period

The minimum period for service purchased on a month-to-month basis is six months.

b. Termination Liability

For the three year term, the customer is liable for 100% of the monthly charges for 36 months.

For the five year term, the customer is liable for 100% of the monthly charges for 60 months

or

as an alternative, the liability is equal to the total number of months completed in the term period times the difference between the three year and five year rate. For example, if 48 months had elapsed from the time the service was in effect, and the five year plan had initially been selected, the alternative termination liability would be calculated using the following formula:

Terminating Liability = 48 X (the three year rate minus the five year rate)

9. A customer may at any time request to move from an existing term to a new term of equal or greater length without incurring termination liability for the initial term.
10. Once a term period has expired, the prevailing rates will apply.
11. If rates increase during the plan period, the customer may discontinue service without termination liability within 120 days of the rate increase. If the service is continued after the 120 days, all current plan terms and conditions apply, including termination liability.
12. The Telephone Company network maintenance and network upgrades are normally performed during the hours of 11:00 p.m. and 8:00 a.m. When it is necessary to place a customer's service in an inactive (out of service) condition, the Company will provide customers reasonable and timely notification to minimize impacts to the customer's service.

#Service availability is limited. See regulations in Sections (D)(14) and (D)(15) following.

(This page filed under Transmittal No. 23)

Issued: April 13, 2001

Effective: April 28, 2001

Vice President
2980 Fairview Park Drive, Falls Church, Virginia 22042

ACCESS SERVICE

16. Packet Data Services (Cont'd)16.6 Exchange Access Asynchronous Transfer Mode Cell Relay Service
(XA ATM-CRS) #(Cont'd)(D) Terms and Conditions (Cont'd)

13. All the Telephone Company XA ATM-CRS customers (existing service), whose total monthly recurring charges are greater than the total monthly charges for similar functions offered in the new "ATM Cell Relay Service" tariff as specified in section 16.6.1 following, may convert all of their existing services to those offered in the new tariff prior to February 18, 2000, without termination liability.

The following applies to those customers whose total monthly recurring charges under the existing tariff structure are less than the monthly recurring charges for similar functions in the new tariff service.

Customers that have existing Term Plans may continue under their current arrangement until the end of their term.

Existing Customers may add, delete, or change bandwidth, Virtual Circuits and Quality of Service levels under the existing terms and conditions as specified in Section 16.6 preceding as long as the existing UNIs remain in service under their existing Term Plans.

14. Effective December 2, 2000, this service will no longer be provided in the states of Pennsylvania and Delaware by the Telephone Company but through Verizon Advanced Data, Inc.
15. Effective December 16, 2000, this service will be provided by the Company only in the State of New Jersey. Provision of this service in all other states will be through Verizon Advanced Data, Inc.

#Service availability is limited. See regulations in Sections (D)(14) and (D)(15).

(This page filed under Transmittal No. 23)

Issued: April 13, 2001

Effective: April 28, 2001

Vice President
2980 Fairview Park Drive, Falls Church, Virginia 22042

ACCESS SERVICE

16. Packet Data Services (Cont'd)

16.6 Exchange Access Asynchronous Transfer Mode Cell Relay Service
(XA ATM-CRS) #(Cont'd)

(D) Terms and Conditions (Cont'd)

(D)

(D)

#Service availability is limited. See regulations in Sections (D)(14) and (D)(15).

(Issued under Transmittal No. 1086)

Issued: May 7, 2010

Effective: May 22, 2010

Vice President, Federal Regulatory
1300 I Street, NW, Washington, DC 20005

(T)
(T)

ACCESS SERVICE

16. Packet Data Services (Cont'd)16.6 Exchange Access Asynchronous Transfer Mode Cell Relay Service
(XA ATM-CRS) # (Cont'd)(E) Rates and Charges

		USOC	Monthly Rate	Nonrecurring Charge
1.	User Network Interface, (UNI), Access Connection, each			
a.	Month to Month			
	DS1 UNI Access Connection with 1.544 Mbps of Variable Bit Rate Bandwidth	N7A1M	\$ 650.00	\$0.00
	DS3 UNI Access Connection with 10 Mbps of Variable Bit Rate Bandwidth	N7AXM	3,700.00	0.00
	OC3c SONET UNI Access Connection with 25 Mbps of Variable Bit Rate Bandwidth	N7ASM	7,250.00	0.00
	OC3c SONET Direct Fiber UNI Access Connection with 25 Mbps of Variable Bit Rate Bandwidth	N7AFM	4,550.00	0.00
b.	Three Year Term			
	DS1 UNI Access Connection with 1.544 Mbps of Variable Bit Rate Bandwidth	N7A13	575.00	0.00
	DS3 UNI Access Connection with 10 Mbps of Variable Bit Rate Bandwidth	N7AX3	3,100.00	0.00
	OC3c SONET UNI Access Connection With 25 Mbps of Variable Bit Rate Bandwidth	N7AS3	6,000.00	0.00
	OC3c Direct Fiber UNI Access Connection with 25 Mbps of Variable Bit Rate Bandwidth	N7AF3	3,800.00	0.00

#Service availability is limited. See regulations in Sections (D)(14) and (D)(15) preceding.

(Issued under Transmittal No. 23)

Issued: April 13, 2001

Effective: April 28, 2001

Vice President
2980 Fairview Park Drive, Falls Church, Virginia 22042

ACCESS SERVICE

16. Packet Data Services (Cont'd)16.6 Exchange Access Asynchronous Transfer Mode Cell Relay Service
(XA ATM-CRS) # (Cont'd)(E) Rates and Charges (Cont'd)

		USOC	Monthly Rate	Nonrecurring Charge
1.	User Network Interface, (UNI), Access Connection (Cont'd)			
	c. Five Year Term			
	DS1 UNI Access Connection with 1.544 Mbps of Variable Bit Rate Bandwidth	N7A15	\$ 525.00	\$0.00
	DS3 UNI Access Connection with 10 Mbps of Variable Bit Rate Bandwidth	N7AX5	2,800.00	0.00
	OC3c SONET UNI Access Connection with 25 Mbps of Variable Bit Rate Bandwidth	N7AS5	5,500.00	0.00
	OC3c SONET Direct Fiber UNI Access Connection with 25 Mbps of Variable Bit Rate Bandwidth	N7AF5	3,450.00	0.00
2.	Permanent Virtual Connections (PVCs)			
	Constant Bit Rate VCC	VCHXC	2.00	50.00
	Variable Bit Rate VCC	VCHXV	2.00	50.00
	Constant Bit Rate VPC	VPEXC	4.00	50.00
	Variable Bit Rate VPC	VPEXV	4.00	50.00
3.	Optional Features			
	a. For DS1 UNI Access Connections			
	Upgrade of 1.544 Mbps of Variable Bit Rate Bandwidth to any Combination of Variable Bit Rate And Constant Bit Rate	CWVAE	10.00	50.00
	b. For DS3 UNI Access Connections			
	5 Mbps of Variable Bit Rate Sustained Cell Rate Bandwidth above the initial 10 Mbps	CSAXA	100.00	50.00

#Service availability is limited. See regulations in Sections (D)(14) and (D)(15) preceding.

(Issued under Transmittal No. 23)

Issued: April 13, 2001

Effective: April 28, 2001

Vice President
2980 Fairview Park Drive, Falls Church, Virginia 22042

ACCESS SERVICE

16. Packet Data Services (Cont'd)16.6 Exchange Access Asynchronous Transfer Mode Cell Relay Service
(XA ATM-CRS) # (Cont'd)(E) Rates and Charges (Cont'd)

		USOC	Monthly Rate	Nonrecurring Charge
3.	Optional Features (Cont'd)			
b.	(Cont'd)			
	Upgrade of initial 10 Mbps Variable Bit Rate Bandwidth to any combination of Constant Bit Rate or Variable Bit Rate Bandwidth	CWV1B	50.00	50.00
	Upgrade of 5 Mbps Variable Bit Rate Bandwidth over the initial 10 Mbps to any combination of Constant Bit Rate or Variable Bit Rate Bandwidth	CWVAA	25.00	50.00
c.	For OC3c SONET UNI Access Connections			
	10 Mbps of Variable Bit Rate Sustained Cell Rate Bandwidth above the initial 25 Mbps	CSAXB	\$150.00	\$50.00
	Upgrade of initial 25 Mbps Variable Bit Rate Bandwidth to any combination of Constant Bit Rate or Variable Bit Rate Bandwidth	CWV1D	125.00	50.00
	Upgrade of 10 Mbps Variable Bit Rate Bandwidth over the initial 25 Mbps to any combination of Constant Bit Rate or Variable Bit Rate Bandwidth	CWVAB	50.00	50.00
5.	Administrative Charge			
	One or more changes made to a VCC or VPC on a single Service Order - Per VCC/VPC changed	REAKF		75.00

#Service availability is limited. See regulations in Sections (D)(14) and (D)(15) preceding.

(Issued under Transmittal No. 23)

Issued: April 13, 2001

Effective: April 28, 2001

Vice President
2980 Fairview Park Drive, Falls Church, Virginia 22042

ACCESS SERVICE

16. Packet Data Services (Cont'd)16.6 Exchange Access Asynchronous Transfer Mode Cell Relay Service (XA ATM-CRS) (Cont'd)16.6.1 ATM Cell Relay Service#(A) General

This service will be provided by the Telephone Company only in the State of New Jersey. Provision of this service in all other states will be provided through the Telephone Company's Tariff F.C.C. No. 20, Communications Services.

Asynchronous Transfer Mode (ATM) Cell Relay Service (CRS) is a telecommunications transport and switching service that provides for high-speed connectivity between customer-designated locations. ATM CRS consists of two interfaces: User Network Interface (UNI) and Interim Inter-switch Signaling Protocol (IISP).

The UNI Port with Access Line Connection is a dedicated digital line that provides a link from the customer's premises to one of the Telephone Company's ATM CRS hubs. UNIs are also provisioned as an Inverse Multiplexing ATM (IMA) Port With Access Line Connection as defined in 16.6.1(B)(2) and as a Port Only Connection as defined in 16.6.1.(B)(4). (x)

The IISP Port with Access Line Connection, which is essentially equivalent to the UNI, provides a link from an Interexchange Carrier or another customer's network to one of the Telephone Company's ATM CRS hubs. IISPs are also provisioned as a Port Only Connection as defined in 16.6.1.(B)(4) following. (x)

- # Except as otherwise specified for Effective Bandwidth for Incremental UNIs, effective May 9, 2007, orders for new ATM CRS are no longer permitted. The Telephone Company will continue to provide ATM CRS pursuant to this Section 16.6.1 on any existing ATM CRS that is in-service as of May 9, 2007, or any order for ATM CRS that is placed with the Telephone Company prior to May 9, 2007 (collectively, Existing ATM CRS), subject to the following condition:

For any Existing ATM CRS that is currently subscribed to a term plan (i.e., commitment periods of 1-, 2-, 3-, and 5-years), the Telephone Company will continue to provide the Existing ATM CRS for an additional six (6) months beyond the expiration date of the customer's current commitment period at the prevailing rates of the current term plan, or until the customer replaces the Existing ATM CRS with a comparable Telephone Company provided service, or discontinues service, whichever comes first. Subject to availability of facilities and equipment, moves and/or changes to the Existing ATM CRS are permitted during the term plan commitment period provided that such moves and/or changes do not require a new commitment period. Orders for Effective Bandwidth for Incremental UNIs, including additions and changes, are permitted during the term plan commitment period and the six (6) month extension period. No other additions, changes or moves are permitted during the six (6) month extension period. (x)

(x) Issued under authority of Special Permission No. 08-019 of the Federal Communications Commission to withdraw material pending under Transmittal No. 952 and to reinstate material currently in effect

(Issued under Transmittal No. 957)

Issued: October 1, 2008

Effective: October 2, 2008

Vice President, Federal Regulatory
1300 I Street, NW, Washington, D.C. 20005

ACCESS SERVICE

16. Packet Data Services (Cont'd)

16.6 Exchange Access Asynchronous Transfer Mode Cell Relay Service (XA ATM-CRS) (Cont'd)

16.6.1 ATM Cell Relay Service# (Cont'd)

(x)

(x)

(x) Issued under authority of Special Permission No. 08-019 of the Federal Communications Commission to withdraw material pending under Transmittal No. 952 and to reinstate material currently in effect

(Issued under Transmittal No. 957)

Issued: October 1, 2008

Effective: October 2, 2008

Vice President, Federal Regulatory
1300 I Street, NW, Washington, D.C. 20005

ACCESS SERVICE

16. Packet Data Services (Cont'd)16.6 Exchange Access Asynchronous Transfer Mode Cell Relay Service (XA ATM-CRS) (Cont'd)16.6.1 ATM Cell Relay Service# (Cont'd)

(T)

(A) General (Cont'd)

(M)

The Port Only Connection also provides either a UNI or IISP connection to an appropriate CIS cross-connect within a wire center. Collocated Interconnection Service (CIS) Port Connection customers will continue to receive the same uninterrupted service under the Port Only Connection regulations set forth in 16.6.1(B)(3) following.

ATM CRS is a fast-packet, cell-based technology that can support user applications requiring high-bandwidth, high-performance transport and switching. This connectivity is provided via Permanent Virtual Circuits (PVCs) and/or Switched Virtual Circuits (SVCs) that are implemented over access facilities and switches that are dedicated to high-speed telecommunications services.

UNIs, IISPs, Port Only Connections, PVCs and SVCs are further described in 16.6.1(B) following.

(M)

ATM CRS may be connected to the following Telephone Company provided services, where such connections are technically and operationally feasible, as determined by the Telephone Company:

(N)

- digital subscriber line service
- point-to-point SONET service
- internet protocol virtual private network service
- frame relay service

(N)

(B) Service Components

The major components of ATM Cell Relay Service are:

- UNI Port with Access Line Connection
- UNI IMA Port With Access Line Connection
- IISP Port with Access Line Connection
- Port Only Connection
- Permanent Virtual Circuit (PVC)
- Switched Virtual Circuit (SVC)
- Effective Bandwidth
- Northern Corridor Option
- Southern Corridor Option

Certain material currently appearing on this page rpeviously appeared on 3rd Revised Page 16-78.

Service availability limited. Refer to # footnote on Page 16-78.

(N)

(Issued under Transmittal No. 797)

Issued: April 24, 2007

Effective: May 9, 2007

Vice President, Federal Regulatory
1300 I Street, NW, Washington, D.C. 20005

ACCESS SERVICE

16. Packet Data Services (Cont'd)16.6 Exchange Access Asynchronous Transfer Mode Cell Relay Service (XA ATM-CRS) (Cont'd)16.6.1 ATM Cell Relay Service# (Cont'd) (T)(B) Service Components (Cont'd)(1) User Network Interface (UNI) Port with Access Line Connection

UNI Port with Access Line Connections, which are available at the DS1, DS3, OC3c, and OC12c levels, provide dedicated transport between a customer-designated premises and an ATM CRS hub. There are two types of UNIs: Full and Incremental. The Full UNI includes all available bandwidth in one rate, and the Incremental UNI is sold and provisioned with Permanent Virtual Circuit (PVC) and/or Switched Virtual Circuit (SVC) bandwidth increments (the DS1 UNI is not offered in increments).

In order for customer traffic to be carried on the network, each Incremental UNI requires at least one 5 Mbps or 15 Mbps increment of either PVC or SVC bandwidth. At least one PVC must also be established to use PVC bandwidth. A customer may elect to subscribe to multiple PVCs. This feature is established over the UNI via connection identifiers, which enables the customer to have virtual connections to various locations.

UNIs are provided at nominal data rates of 1.544 Mbps (DS1), 45 Mbps (DS3), 155.52 Mbps (OC3c), or 622 Mbps (OC12c). OC3c and OC12c are provided as a concatenated signal in STS-3c and STS-12c (Synchronous Transport Signal) formats, respectively. The actual throughput into CRS is less than the line rate for the UNI provided.

Service availability limited. Refer to # footnote on Page 16-78. (N)

(Issued under Transmittal No. 797)

Issued: April 24, 2007

Effective: May 9, 2007

Vice President, Federal Regulatory
1300 I Street, NW, Washington, D.C. 20005

ACCESS SERVICE

16. Packet Data Services (Cont'd)16.6 Exchange Access Asynchronous Transfer Mode Cell Relay Service (XA ATM-CRS) (Cont'd)16.6.1 ATM Cell Relay Service# (Cont'd) (T)(B) Service Components (Cont'd)(1) User Network Interface (UNI) Port with Access Line Connection
(Cont'd)

The rates and charges for a UNI are differentiated by the capacity of the UNI, the location where the UNI originates (i.e., customer-designated premises) and, mileage ranges (expressed as tiers) associated with extending the UNI to the wire center designated as the ATM CRS hub.

The OC3c UNI Port with Access Line Connections are provisioned on either Unprotected, Protected or Protected Diverse Synchronous Optical Network (SONET) facilities. The OC12c UNI Port with Access Line Connections are provisioned on either Protected or Protected Diverse SONET facilities. SONET is a standards-based fiber optic communication network that transports both asynchronous and synchronous digital signals using the Synchronous Transport Signal (STS) format. ATM OC3c and OC12c Protected SONET UNI Port with Access Line Connections are provisioned over SONET as a survivable service with an alternate (not diverse) facility between the central office and the customer premises. ATM OC3c and OC12c Protected Diverse UNI Port with Access Line Connections are provisioned over SONET as a survivable service with an alternate and diverse path between the ATM CRS Hub and the customer premises. Unprotected SONET UNI is a type of OC3c ATM UNI that is provisioned over SONET with no alternate facility between the ATM CRS Hub and the customer premises. DS3, OC3c, OC12c, and other interfaces, both electrical and optical, are supported and defined to the technical specifications set forth in 16.6.1(B)(5) following.

Service availability limited. Refer to # footnote on Page 16-78. (N)

(Issued under Transmittal No. 797)

Issued: April 24, 2007

Effective: May 9, 2007

Vice President, Federal Regulatory
1300 I Street, NW, Washington, D.C. 20005

ACCESS SERVICE

16. Packet Data Services (Cont'd)16.6 Exchange Access Asynchronous Transfer Mode Cell Relay Service (XA ATM-CRS) (Cont'd)16.6.1 ATM Cell Relay Service# (Cont'd) (T)(B) Service Components (Cont'd)(2) UNI Inverse Multiplexin ATM (IMA) Port With Access Line Connection

UNI IMA Port With Access Line Connection permits the provisioning of bandwidth greater than DS1 and less than DS3 by binding together multiple DS1 facilities. The inverse multiplexer at each end of the connection aggregates and de-aggregates multiple parallel DS1 leased lines into a single higher speed link. IMA will be offered as Full bandwidth only. Two to six DS1 facilities will be permitted in an IMA group providing nominal aggregated bandwidth from three to nine megabits per second. IMA allows for all class of service parameters up to the combined nominal line rate of the aggregated DS1s and all PVCs and/or SVCs that will fit within the bandwidth. Ordering of DS1s within an IMA group must be done in ascending order. Disconnecting DS1s within an IMA group must be done in a descending order. Customer must purchase a minimum of two IMA DS1s.

Requests to change existing UNI Port With Access Line Connections to UNI IMA Port With Access Line Connections will be treated as a disconnect and new install. Termination liability charges, as set forth in Section 5.10.12, may apply.

Service availability limited. Refer to # footnote on Page 16-78. (N)

(Issued under Transmittal No. 797)

Issued: April 24, 2007

Effective: May 9, 2007

Vice President, Federal Regulatory
1300 I Street, NW, Washington, D.C. 20005

ACCESS SERVICE

16. Packet Data Services (Cont'd)16.6 Exchange Access Asynchronous Transfer Mode Cell Relay Service (XA ATM-CRS) (Cont'd)16.6.1 ATM Cell Relay Service# (Cont'd) (T)(B) Service Components (Cont'd)(3) Interim Inter-switch Signaling Protocol (IISP) Port with Access Line Connection

IISP Port with Access Line Connection, which is similar to the Full User Network Interface (UNI) described in (1) preceding, allows network-to-network connectivity through the use of Permanent Virtual Circuits (PVCs) and/or Switched Virtual Circuits (SVCs). The IISP interface specifies how a Telephone Company ATM CRS switch sends and receives data from an Interexchange Carrier's or other customer's ATM CRS network. The IISP connection consists of a 1.544 Mbps (DS1), a 45 Mbps (DS3), a 155.52 Mbps (OC3c), or a 622 Mbps (OC12c) digital facility from the IC's network to the Telephone Company's ATM CRS switch and the appropriate port interface connection. The monthly rates for the IISP Port With Access Line Connection interfaces apply only to the Tier 1 mileage band (0 to 5 miles).

The IISP Port With Access Line Connection, like the UNI Port With Access Line Connection, includes Protected and Unprotected OC3c and Protected Diverse OC12c SONET IISPs. ATM OC3c and OC12c Protected SONET IISP connections are provisioned over SONET as a survivable service with an alternate (not diverse) facility. ATM Protected Diverse OC3c and OC12c SONET IISP connections are provisioned over SONET as a survivable service with an alternate diverse path between the local serving office and the Customer premises. Unprotected fiber is one type of OC3c ATM IISP that is provisioned using an optical fiber interface with no alternate facility. DS3, OC3c, OC12c and other interfaces, both electrical and optical, are supported and defined to the technical specifications set forth in 16.6.1(B)(5) following.

(4) Port Only Connections

Port Only connections can be established as User to Network Interface (UNI) arrangement or Interim Inter-switch Signaling Protocol (IISP). UNI and IISP Port Only connection provides an ATM Cell Relay Network connection based on the port connection speed of DS1, DS3, OC3c and OC12c. The ATM port speed will be consistent with the channel speed of the access channel. The actual throughput of Customer traffic cannot exceed the bandwidth of the access channel and port speed.

Service availability limited. Refer to # footnote on Page 16-78. (N)

(Issued under Transmittal No. 797)

Issued: April 24, 2007

Effective: May 9, 2007

Vice President, Federal Regulatory
1300 I Street, NW, Washington, D.C. 20005

ACCESS SERVICE

16. Packet Data Services (Cont'd)16.6 Exchange Access Asynchronous Transfer Mode Cell Relay Service (XA ATM-CRS) (Cont'd)16.6.1 ATM Cell Relay Service# (Cont'd) (T)(B) Service Components (Cont'd)(4) Port Only Connections (Cont'd)

UNI Port Only connections are available as either Incremental or Full. IISP Port Only Connections are available as Full. This refers to the bandwidth that is required to provision PVCs on the port. Incremental ports come with no bandwidth and bandwidth is purchased in increments based on the customer bandwidth requirements. Full ports come with all bandwidth included up to the maximum rate of the port. Each port can accommodate multiple PVCs or SVCs depending on the bandwidth purchased. UNI or IISP Port Only is available on a one-year, two-year, three-year and five-year term.

Customers may access Port Only connections via Company-provided digital access facilities or via facilities provided by another carrier. When access facilities are provided by Company, the associated regulations, rates and charges under the appropriate Company Tariff shall apply in addition to the regulations, rates and charges associated with ATM CRS. Interconnection charges to connect access line services provided by Company or another carrier may apply and will be billed separately. Any special construction or nonstandard charges assessed by the carrier supplying the access facilities will be the responsibility of Customer.

UNI Port Only connections also provide an ATM Cell Relay Network connection for a Collocated Interconnection Service (CIS) Cross-Connect Service or SPOT Bay Frame and Terminations service in a wire center. The respective CIS Cross-Connect service is described in Section 19. (See Note below.)

Service availability limited. Refer to # footnote on Page 16-78. (N)

Note: See Section 19 for additional information.

(Issued under Transmittal No. 797)

Issued: April 24, 2007

Effective: May 9, 2007

Vice President, Federal Regulatory
1300 I Street, NW, Washington, D.C. 20005

ACCESS SERVICE

16. Packet Data Services (Cont'd)16.6 Exchange Access Asynchronous Transfer Mode Cell Relay Service (XA ATM-CRS) (Cont'd)16.6.1 ATM Cell Relay Service# (Cont'd)(B) Service Components (Cont'd)(5) Permanent Virtual Circuit (PVC)

The PVC defines a virtual connection across a UNI or IISP between the customer premises and the Telephone Company's ATM hub. Each UNI or IISP requires at least one PVC in order for customer traffic to traverse the network. Each ATM cell carries a unique tag which identifies that ATM cell as belonging to a particular PVC. A PVC is a logical channel connecting two or more customer designated premises with virtual connections through a Telephone Company provided ATM CRS switch(es). The PVCs may be provided on a point-to-point or point-to-multipoint basis. When a PVC is provided as a point-to-point virtual connection, transmission is bi-directional allowing for ATM cells to be transmitted or received over the same PVC. For point-to-multipoint virtual connections, transmission is provided as transmit only. The virtual connection is set up by the Telephone Company based on information contained on a service order rather than by dial-up signaling. (D)

Service availability limited. Refer to # footnote on Page 16-78.

(Issued under Transmittal No. 1067)

Issued: January 13, 2010

Effective: January 28, 2010

Vice President, Federal Regulatory
1300 I Street, NW, Washington, D.C. 20005

ACCESS SERVICE

16. Packet Data Services (Cont'd)16.6 Exchange Access Asynchronous Transfer Mode Cell Relay Service (XA ATM-CRS) (Cont'd)16.6.1 ATM Cell Relay Service# (Cont'd) (T)

(B) Service Components (Cont'd)

(5) Permanent Virtual Circuit (PVC) (Cont'd)

PVCs consist of two types: Virtual Channel Connections (VCCs) and Virtual Path Connections (VPCs). A VCC is a type of PVC with independent identity and defined service parameters that are provisioned via service order, and cannot be altered by the customer without additional service order activity. A VPC is a type of PVC with defined service parameters that is provisioned via service order. Customers may provision their own virtual channels within the VPC, provided that the sum of the service parameters of all of the virtual channels does not exceed the aggregate service parameters of the VPC.

(6) Switched Virtual Circuit (SVC)

Switched Virtual Circuits are similar in structure to PVCs. SVCs also consist of VCCs and VPCs, but SVCs are provisioned on demand by customer premises equipment that signals the ATM cell relay network to set up and tear down logical connections. The network will respond to these requests by provisioning a virtual connection across the network based on the class of service parameters requested, provided that sufficient network resources are available to establish the connection. Each UNI or IISP that is SVC signal enabled will be provided with a SVC ICD (International Code Designator) prefix that will uniquely identify the UNI or IISP. The customer must use this Telephone Company assigned prefix when requesting SVC virtual connections across the Telephone Company Cell Relay Network. Each Constant Bit Rate and Variable Bit Rate SVC will be limited to a maximum Peak Cell Rate of 20 Mbps and a maximum Sustained Cell Rate of 20 Mbps.

Closed User Group (CUG) capability is a feature associated with SVCs. A CUG provides the ability to contain SVC calls between certain User Network Interfaces (UNIs) or IISPs. A CUG functionally groups UNIs/IISPs into logical associations and allows calling privileges to be specified network wide. A CUG provides a network-wide mechanism for access control. CUGs provide a logical grouping of UNIs/IISPs, creating an SVC community of interest.

Service availability limited. Refer to # footnote on Page 16-78. (N)

(Issued under Transmittal No. 797)

Issued: April 24, 2007

Effective: May 9, 2007

Vice President, Federal Regulatory
1300 I Street, NW, Washington, D.C. 20005

ACCESS SERVICE

16. Packet Data Services (Cont'd)16.6 Exchange Access Asynchronous Transfer Mode Cell Relay Service (XA ATM-CRS) (Cont'd)16.6.1 ATM Cell Relay Service# (Cont'd) (T)(B) Service Components (Cont'd)(7) Northern Corridor Option

The Northern Corridor Option provides UNI and IISP subscribers (UNI or IISP Port With Access Line Connection and UNI or IISP Port Only Connection subscribers) in the New Jersey - New York Corridor the ability to connect between locations in Newark or Jersey City Wire Centers and New York, New York as specified in Section 14 preceding.

(8) Southern Corridor Option

The Southern Corridor Option provides UNI and IISP subscribers (UNI or IISP Port With Access Line Connection and UNI or IISP Port Only Connection subscribers) in the New Jersey - Pennsylvania Corridor the ability to connect between locations in Delaware Valley New Jersey Wire Centers and Philadelphia, Pennsylvania Wire Centers as defined in Section 14 preceding.

(9) Effective Bandwidth

Effective bandwidth is the bandwidth reserved for each logical connection (Permanent Virtual Circuit or Switched Virtual Circuit) that is set up across a UNI or IISP. It is based on the Peak Cell Rate, Sustained Cell Rate, Maximum Burst Size, and the class of service parameters selected, i.e., Constant Bit Rate (CBR), VBRrt (Variable Bit Rate real time), VBRnrt (Variable Bit Rate non-real time), or UBR (Unspecified Bit Rate). The total effective bandwidth of all the logical connections on a UNI or IISP cannot exceed the total bandwidth available on the UNI or IISP. Effective bandwidth prices do not vary by class of service level selected. However, effective bandwidth is consumed in varying degrees based on the class of service parameters selected. The higher the class of service, the more bandwidth will be reserved. A CBR PVC with the same Peak Cell Rate as a VBR PVC will reserve more effective bandwidth.

Service availability limited. Refer to # footnote on Page 16-78. (N)

(Issued under Transmittal No. 797)

Issued: April 24, 2007

Effective: May 9, 2007

Vice President, Federal Regulatory
1300 I Street, NW, Washington, D.C. 20005

ACCESS SERVICE

16. Packet Data Services (Cont'd)16.6 Exchange Access Asynchronous Transfer Mode Cell Relay Service (XA ATM-CRS) (Cont'd)16.6.1 ATM Cell Relay Service# (Cont'd)(C) Technical Specifications

The technical specifications for ATM Cell Relay Service are delineated in Technical References TR-NWT-001112, Issue 1; GR-1110-CORE, Issue 4; GR-1248-CORE, Issue 4; and SR-3330, Issue 2. (C)(x)
(C)(x)

The technical specifications for DS1 and DS3 signals are delineated in Technical Reference GR-342-CORE, Issue 1. (C)(x)

The technical specifications for OC3c and OC12c signals are delineated in Technical Reference GR-253-CORE, Issue 4. (C)(x)

The technical specifications for IISIP interfaces are delineated in Technical Reference ATM Forum Interim Inter-switch Signaling Protocol, Version 1.0 af-pnni-0026.000. (T)
(T)

The technical specifications for UNIs are delineated in Technical Reference ATM Forum ATM User Network Interface Specifications V3.0, af-uni-0010.001, and V3.1, af-uni-0010.002. Interface specifications for customer provided ATM compatible premises equipment or devices must also be in accordance with the specifications defined in these documents. (T)
(T)

- (x) GR-1110-CORE, Issue 4, replaces GR-1110-CORE in its entirety.
GR-1248-CORE, Issue 4, replaces GR-1248-CORE in its entirety.
GR-253-CORE, Issue 4, replaces GR-253-CORE, Issue 2, in its entirety.
GR-342-CORE, Issue 1, replaces TR-INS-000342 in its entirety.
SR-3330, Issue 2, replaces SR-3330 in its entirety.
TR-NWT-001112, Issue 1, replaces TR-NWT-001112 in its entirety.

Service availability limited. Refer to # footnote on Page 16-78.

(Issued under Transmittal No. 1037)

Issued: August 27, 2009

Effective: September 11, 2009

Vice President, Federal Regulatory
1300 I Street, NW, Washington, D.C. 20005

ACCESS SERVICE

16. Packet Data Services (Cont'd)16.6 Exchange Access Asynchronous Transfer Mode Cell Relay Service (XA ATM-CRS) (Cont'd)16.6.1 ATM Cell Relay Service# (Cont'd) (T)(D) Provision of Service

ATM Cell Relay Service includes:

- (1) At least one UNI Port with Access Line or Port Only, two UNI IMA Port With Access Lines, or one IISP Port with Access Line or Port Only from an Interexchange Carrier or other customer's network to the C.O. based ATM CRS switch, which has maximum nominal capacity for either DS1 (1.544Mbps), DS3 (45 Mbps), OC3c (155 Mbps), or OC12c (622 Mbps). The OC3c and OC12c UNIs are provisioned over either protected or unprotected SONET facilities. The protected OC3c and OC12c SONET facilities provide a backup facility that automatically switches in the event of a failure on the primary facility. The unprotected OC3c SONET facilities do not have an alternate facility.
- (2) Unlimited usage on purchased bandwidth.
- (3) Incremental UNIs must have at least one increment of effective bandwidth (either PVC or SVC) in order for traffic to traverse the network. The DS1, DS3, OC3c, and OC12c Full UNIs are equipped with the full effective bandwidth.
- (4) Either one or more Permanent Virtual Circuits. When PVC bandwidth is purchased, one or more PVCs must be selected for customer traffic to traverse the network.
- (5) Two types of Permanent Virtual Circuits, (i) Virtual Channel Connections and (ii) Virtual Path Connections, which support the following Classes of Service:
 - (a) Constant Bit Rate (CBR)
 - (b) Variable Bit Rate real time (VBRrt)
 - (c) Variable Bit Rate non-real time (VBRnrt)
 - (d) Unspecified Bit Rate (UBR)

(E) Tier Structure for Local Serving Offices

Locations (wire centers) that provide ATM Cell Relay Service have been designated as ATM CRS hubs. Each local serving office has been placed in a Tier, either 1, 2 or 3, based on its location relative to the closest ATM CRS hub.

Service availability limited. Refer to # footnote on Page 16-78. (N)

(Issued under Transmittal No. 797)

Issued: April 24, 2007

Effective: May 9, 2007

Vice President, Federal Regulatory
1300 I Street, NW, Washington, D.C. 20005

ACCESS SERVICE

16. Packet Data Services (Cont'd)16.6 Exchange Access Asynchronous Transfer Mode Cell Relay Service (XA ATM-CRS) (Cont'd)16.6.1 ATM Cell Relay Service# (Cont'd) (T)(F) Service Functionality

The basic ATM Cell Relay Service functionality consists of transporting 53-byte cells of information from the customer location to a Telephone Company ATM hub over a UNI or IISP. The traffic is routed in the switch to another UNI or IISP, or other suitable network connection.

(G) Class of Service Parameters

(1) Constant Bit Rate (CBR)

(a) Peak/Sustained Cell Rate:

Customer specified in increments of 64 Kilobits per second up to the maximum speed of the UNI or IISP.

(b) Non-conforming cells:

Discarded

(c) Cell Delay Variation Tolerance (CDVT):

DS1 = 600 microseconds

DS3 = 600 microseconds

OC3c = 600 microseconds

OC12c = 600 microseconds

(2) Variable Bit Rate real time/non-real time

(a) Sustained Cell Rate (SCR):

Customer specified in increments of 64 Kilobits per second up to the maximum speed of the UNI or IISP.

(b) Peak Cell Rate (PCR):

Customer selectable in increments of 64 kbps up to line rate. Default is 200% of SCR for PVCs. (The ratio of PCR to SCR will be signaled by the customer premises equipment for SVCs. Therefore there is no default value.)

Service availability limited. Refer to # footnote on Page 16-78. (N)

(Issued under Transmittal No. 797)

Issued: April 24, 2007

Effective: May 9, 2007

Vice President, Federal Regulatory
1300 I Street, NW, Washington, D.C. 20005

ACCESS SERVICE

16. Packet Data Services (Cont'd)16.6 Exchange Access Asynchronous Transfer Mode Cell Relay Service (XA ATM-CRS) (Cont'd)16.6.1 ATM Cell Relay Service# (Cont'd) (T)(G) Class of Service Parameters (Cont'd)

(2) Variable Bit Rate real time/non-real time (Cont'd)

(c) Non-conforming cells:

Discarded

(d) Cell Delay Variation Tolerance (CDVT):

DS1 = 600 microseconds

DS3 = 600 microseconds

OC3c = 600 microseconds

OC12c = 600 microseconds

(e) Maximum Burst Size (MBS):

Customer selectable

Default is 100 cells on PVCs

As signaled on SVCs

(3) Unspecified Bit Rate

(a) No Class of Service descriptors

(b) Best effort service

(c) Cells exceeding network capacity are discarded

Service availability limited. Refer to # footnote on Page 16-78. (N)

(Issued under Transmittal No. 797)

Issued: April 24, 2007

Effective: May 9, 2007

Vice President, Federal Regulatory
1300 I Street, NW, Washington, D.C. 20005

ACCESS SERVICE

16. Packet Data Services (Cont'd)16.6 Exchange Access Asynchronous Transfer Mode Cell Relay Service (XA ATM-CRS) (Cont'd)16.6.1 ATM Cell Relay Service# (Cont'd) (T)(H) Special Conditions

(1) ATM CRS is available where facilities and conditions permit in accordance with the regulations specified in Sections 2 and 5 preceding. For locations where the customer requests ATM CRS and digital or SONET facilities are not available, special construction charges may apply.

(2) Maintenance Window

To meet customers' requirements, occasional network upgrades must be performed. These network upgrades are needed to provide improved performance and new features. Generally these upgrades will be performed between the hours of 11 p.m. and 8 a.m. Network upgrades are planned to provide customers reasonable and timely notification in order to minimize any impact on customer service.

(I) Responsibility of the Customer

The customer must provide the necessary premises equipment or ATM device capable of interfacing with the Telephone Company's Cell Relay Service. The customer-provided equipment or ATM device must conform to the technical specifications set forth in 16.6.1(B)(5) preceding.

(J) Responsibility of the Company

ATM CRS is supported by the Telephone Company's Single Point of Contact (SPOC) center that provides continuous support for ATM CRS twenty-four hours per day, seven days per week (24x7) with the ability to manage Telephone Company-provided ATM CRS services as a single network. The SPOC performs maintenance, trouble resolution and network management functions on a 24x7 basis. Service order processing and network installation functions are performed only during normal business hours.

Service availability limited. Refer to # footnote on Page 16-78. (N)

(Issued under Transmittal No. 797)

Issued: April 24, 2007

Effective: May 9, 2007

Vice President, Federal Regulatory
1300 I Street, NW, Washington, D.C. 20005

ACCESS SERVICE

16. Packet Data Services (Cont'd)16.6 Exchange Access Asynchronous Transfer Mode Cell Relay Service (XA ATM-CRS) (Cont'd)16.6.1 ATM Cell Relay Service# (Cont'd) (T)

(K) Application of Rates and Charges

(1) Rate Elements

The following rate elements are applicable to ATM CRS:

- User Network Interfaces (UNIs) Port With Access Line Connection
- UNI Inverse Multiplexing ATM (IMA) Port With Access Line Connection
- User Network Interfaces (UNIs) Port Only Connection
- Interim Inter-Switch Signaling Protocol (IISP) Interfaces, Port With Access Line Connection
- Interim Inter-Switch Signaling Protocol (IISP) Interface, Port Only Connection
- Permanent Virtual Circuits (PVCs)
- Switched Virtual Circuits (SVCs)
- Effective Bandwidth for Incremental UNIs or IISPs
- Closed User Groups (CUG)
- Administrative Charge

(a) User Network Interfaces (UNIs) Port With Access Line Connection

A monthly rate applies on a per Port With Access Line Connection basis, based on the speed (i.e., DS1, DS3, OC3c or OC12c) and/or type (i.e., Full or Incremental, SONET, Protected or Protected Diverse) of the access connection. UNI Port With Access Line Connection is offered under one-year, two-year, three-year or five-year Extended Service Plans (ESP). No nonrecurring charges apply.

(b) UNI Inverse Multiplexing ATM (IMA) Port With Access Line Connection

A monthly rate applies on a per DS1 basis for each sequential DS1 ordered up to the desired bandwidth (i.e., 3 Mbps, 4.5 Mbps, 6 Mbps, 7.5 Mbps or 9 Mbps). IMA is offered as a one-year, two-year, three-year or five-year ESP. DS1s within an IMA group added subsequent to the initial installation of the first two DS1s will have their own term period. No nonrecurring charges apply.

(c) User Network Interfaces (UNIs) Port Only Connection

A monthly rate applies on a per Port Only basis, based on the speed (i.e., DS1, DS3, OC3c or OC12c) and/or type (i.e., Full or Incremental) of the port only connection. UNI Port Only is offered under one-year, two-year, three-year or five-year Extended Service Plans (ESP). No nonrecurring charges apply.

Service availability limited. Refer to # footnote on Page 16-78. (N)

(Issued under Transmittal No. 797)

Issued: April 24, 2007

Effective: May 9, 2007

Vice President, Federal Regulatory
1300 I Street, NW, Washington, D.C. 20005

ACCESS SERVICE

16. Packet Data Services (Cont'd)16.6 Exchange Access Asynchronous Transfer Mode Cell Relay Service (XA ATM-CRS) (Cont'd)16.6.1 ATM Cell Relay Service# (Cont'd) (T)

(K) Application of Rates and Charges (Cont'd)

(1) Rate Elements (Cont'd)

- (d) Interim Inter-Switch Signaling Protocol (IISP) Interfaces,
Port With Access Line Connection

A monthly rate applies on a per Port With Access Line Connection basis, based on the speed (i.e., DS1, DS3, OC3c or OC12c) and/or type (i.e., Full or Incremental, SONET) of the access connection. IISP Port With Access Line Connection is only available in Tier 1 and is offered under one-year, two-year, three-year or five-year Extended Service Plans (ESP). No nonrecurring charges apply.

- (e) Interim Inter-Switch Signaling Protocol (IISP) Interfaces,
Port Only Connection

A monthly rate applies on a per Port Only Connection basis, based on the speed (i.e., DS1, DS3, OC3c or OC12c) and/or type (i.e., Full or Incremental) of the port only connection. IISP Port Only Connection is only available in Tier 1 and is offered under one-year, two-year, three-year or five-year Extended Service Plans (ESP). No nonrecurring charges apply.

- (f) Permanent Virtual Circuit (PVCs)

A nonrecurring charge applies per order for Virtual Channel Connection (VCC) or Virtual Path Connection (VPC). PVCs are ordered per UNI or IISP. If multiple UNIs or IISPs are involved, a nonrecurring charge will apply to each UNI or IISP Port on which the virtual connections will reside. The nonrecurring charge does not apply when PVCs are installed at the same time as the respective UNIs or IISPs.

- (g) Switched Virtual Circuits (SVCs)

A nonrecurring charge applies per order for VCC or VPC. SVCs are ordered per UNI or IISP. If multiple UNIs or IISPs are involved, a nonrecurring charge will apply to each UNI or IISP Port on which the virtual connections will reside. The nonrecurring charge does not apply when SVCs are installed at the same time as the respective UNIs or IISPs.

Service availability limited. Refer to # footnote on Page 16-78. (N)

(Issued under Transmittal No. 797)

Issued: April 24, 2007

Effective: May 9, 2007

Vice President, Federal Regulatory
1300 I Street, NW, Washington, D.C. 20005

ACCESS SERVICE

16. Packet Data Services (Cont'd)16.6 Exchange Access Asynchronous Transfer Mode Cell Relay Service (XA ATM-CRS) (Cont'd)16.6.1 ATM Cell Relay Service# (Cont'd)

(K) Application of Rates and Charges (Cont'd)

(1) Rate Elements (Cont'd)

(h) Effective Bandwidth for Incremental UNIs

A monthly rate applies for incremental UNIs for CBR or VBR PVC and SVC bandwidth at 5 Mbps for DS3 or OC3c and at 15 Mbps for OC12c. A monthly rate also applies for incremental UNIs for UBR PVC and SVC bandwidth for DS3, OC3c and OC12c. No nonrecurring charges apply.

The monthly rate for PVC and/or SVC Unspecified Bit Rate bandwidth will be waived when the combined Variable Bit Rate and Constant Bit Rate effective bandwidth purchased (either SVC or PVC or any combination) is equal to at least 50% of the effective bandwidth capacity of the UNI. When UBR bandwidth is made available, it is available for both PVCs and SVCs. No nonrecurring charges apply.

Incremental UNIs with UBR PVC of zero bandwidth are provided at no charge to the customer only when ATM Cell Relay Service is used to transport Telephone Company-provided digital subscriber line service.

(T)

(i) Closed User Group (CUG)

A nonrecurring charge applies per order and per UNI/IISP for each CUG established and for each subsequent CUG member added to a CUG. The nonrecurring charge does not apply when a CUG is installed at the same time as the respective UNI or IISP.

Service availability limited. Refer to # footnote on Page 16-78.

(Issued under Transmittal No. 830)

Issued: July 23, 2007

Effective: August 7, 2007

Vice President, Federal Regulatory
1300 I Street, NW, Washington, D.C. 20005

ACCESS SERVICE

16. Packet Data Services (Cont'd)16.6 Exchange Access Asynchronous Transfer Mode Cell Relay Service (XA ATM-CRS) (Cont'd)16.6.1 ATM Cell Relay Service# (Cont'd) (T)(K) Application of Rates and Charges (Cont'd)(1) Rate Elements (Cont'd)(j) Northern and Southern Corridor Options

The Northern Corridor Option and the Southern Corridor Option are available to customers at no charge.

(k) Administrative Charge

A nonrecurring charge applies (per order, per UNI or IISP) when a customer initiates a change to one or more of the following: UNI or IISP bandwidth, PVCs, class of service parameters, and/or other service parameters that do not require changes in physical facilities and that can be provisioned by the Company's without the dispatch of a technician to the customer location. For each service order issued, the charge will be one Administrative Charge regardless of the number of changes made. The Administrative Charge does not apply for those items ordered on the same service order with the installation of a UNI or IISP.

(2) Minimum Period

The minimum period for ATM Cell Relay Service is 1 month.

(3) Extended Service Plans

The ATM CRS UNI Port With Access Line Connection, UNI IMA Port With Access Line Connection, UNI Port Only, IISP Port and Access, and IISP Port Only rate elements are available under an ESP.

Term commitments of one-, two-, three- and five- years are available to ATM CRS UNI Port With Access Line Connection, UNI Port Only, IISP Port With Access Line Connection and IISP Port Only. Customers and term commitments of one-, two-, three- and five-years are available to UNI IMA Port With Access Line Connections at the applicable rates set forth in Section 16.6.1 following, regardless of when they subscribe to an ESP arrangement.

Service availability limited. Refer to # footnote on Page 16-78.

(N)

(Issued under Transmittal No. 797)

Issued: April 24, 2007

Effective: May 9, 2007

Vice President, Federal Regulatory
1300 I Street, NW, Washington, D.C. 20005

ACCESS SERVICE

16. Packet Data Services (Cont'd)16.6 Exchange Access Asynchronous Transfer Mode Cell Relay Service (XA ATM-CRS) (Cont'd)16.6.1 ATM Cell Relay Service# (Cont'd) (T)(K) Application of Rates and Charges (Cont'd)(4) Termination Liability

In the event ATM CRS is terminated by the customer prior to completion of the initial term commitment period, Termination Liability charges, as set forth following, will apply.

In the event the service is terminated by the customer prior to completion of the current term commitment period, the customer shall be liable for an early termination charge, except as noted below. For customers entering into Extended Service Plans after December 6, 2003, the amount of the early termination charge will be 25% of the monthly recurring charge(s) (MRC) for the remainder of the term. For example:

$25\% \times \text{MRC} \times \# \text{ of Lines/Channels/Paths} \times \text{Remainder of Term} = \text{Termination Charge}$

Early termination charges will apply only to those rate elements under a term commitment period. If any rates for the service are increased during the term period, exclusive of any increase due to local, state or federal fees, taxes or surcharges, the customer may terminate the service without incurring an early termination charge.

For customers who entered into Extended Service Plans prior to December 6, 2003, the amount of the early termination charge will be the lesser of:

1. $25\% \times \text{MRC} \times \# \text{ of Lines/Channels/Paths} \times \text{Remainder of Term} = \text{Termination Charge}$
2. As an alternative for the five year term, the liability is equal to the total number of months completed in the term period times the difference between the three year and five year rate. For example, if 48 months had elapsed from the time the service was in effect, and the five year plan had initially been selected, the alternative termination liability would be calculated using the following formula:

$\text{Termination Liability} = 48 \times (\text{the three year rate minus the five year rate})$

Service availability limited. Refer to # footnote on Page 16-78.

(N)

(Issued under Transmittal No. 797)

Issued: April 24, 2007

Effective: May 9, 2007

Vice President, Federal Regulatory
1300 I Street, NW, Washington, D.C. 20005

ACCESS SERVICE

16. Packet Data Services (Cont'd)16.6 Exchange Access Asynchronous Transfer Mode Cell Relay Service (XA ATM-CRS) (Cont'd)16.6.1 ATM Cell Relay Service# (Cont'd) (T)(K) Application of Rates and Charges (Cont'd)(4) Termination Liability (Cont'd)

For customers of record prior to December 6, 2003, if rates increase during the plan period, the customer may discontinue service without termination liability within 120 days of the rate increase. If the service is continued after the 120 days, all current plan terms and conditions apply, including termination liability.

End of Term Options

Prior to the end of the term commitment period, the customer may select one of the following options, to be effect at the end of the term:

Renew for the same commitment period;
Commit to a new term period of shorter or longer duration;
Arrange for a change of service; or
Discontinue service.

In the event the customer does not select one of the above options, the customer will be converted to the shortest-term period available under tariff (i.e., 1-year, etc.) for the same service, and will be subject to the applicable term commitment, if any, unless the customer terminates the service within sixty (60) days of the conversion date.

Service availability limited. Refer to # footnote on Page 16-78.

(N)

(Issued under Transmittal No. 797)

Issued: April 24, 2007

Effective: May 9, 2007

Vice President, Federal Regulatory
1300 I Street, NW, Washington, D.C. 20005

ACCESS SERVICE

16. Packet Data Services (Cont'd)16.6 Exchange Access Asynchronous Transfer Mode Cell Relay Service (XA ATM-CRS) (Cont'd)16.6.1 ATM Cell Relay Service# (Cont'd) (T)(K) Application of Rates and Charges (Cont'd)

- (5) Early termination charges will not be assessed under the following circumstances:

Customer moves existing service either to a new location within the same address and/or same building (inside move) or to a new location (outside move) and maintains that service for the remainder of the term;

Customer attempts to move the existing service to a new location within the company's service area, but the service is unavailable;

Customer converts to a new term commitment plan for the same service before the current term commitment expires and the value of the new term commitment is equal to or greater than the remaining value of the current term commitment; or

Customer changes to another service or upgrades service to a higher speed or capacity under a term commitment, provided the following conditions are met:

The value of the new term commitment is equal to or greater than the remaining value of the current term commitment,

Both the existing and the new services are provided solely by the company, and

The order to discontinue the existing service and the order for the new or upgraded service are received by the company at the same time.

Service availability limited. Refer to # footnote on Page 16-78. (N)

(Issued under Transmittal No. 797)

Issued: April 24, 2007

Effective: May 9, 2007

Vice President, Federal Regulatory
1300 I Street, NW, Washington, D.C. 20005

ACCESS SERVICE

16. Packet Data Services (Cont'd)16.6 Exchange Access Asynchronous Transfer Mode Cell Relay Service (XA ATM-CRS) (Cont'd)16.6.1 ATM Cell Relay Service# (Cont'd) (T)(K) Application of Rates and Charges (Cont'd)(6) Moves

When a customer requests a move or relocation of the UNI or IISP, the move or relocation will be treated as a termination of the existing service and the establishment of a new service. Termination liability charges may be waived in certain conditions as specified in (5) preceding.

(7) Special Facilities Routing

A customer may request that the facilities used to provide ATM Cell Relay Service be specially routed. The regulations, rates and charges for Special Facilities Routing (i.e., Enhanced Access Diversity, Alternate Serving Wire Center, Avoidance, Diversity and Cable-Only) are set forth in Section 11 preceding.

(8) Acceptance Testing

At no additional charge, the Telephone Company will, at the customer's request, cooperatively test, at the time of installation. Acceptance tests will include tests for the parameters applicable to the service as specified in the order for service.

Service availability limited. Refer to # footnote on Page 16-78. (N)

(Issued under Transmittal No. 797)

Issued: April 24, 2007

Effective: May 9, 2007

Vice President, Federal Regulatory
1300 I Street, NW, Washington, D.C. 20005

ACCESS SERVICE

16. Packet Data Services (Cont'd)

16.6 Exchange Access Asynchronous Transfer Mode Cell Relay Service (XA ATM-CRS) (Cont'd)

16.6.1 ATM Cell Relay Service# (Cont'd) (T)

(K) Application of Rates and Charges (Cont'd)

(9) Access Order Provisions

ATM Cell Relay Service is ordered under the Access Order provisions set forth in Section 5 preceding. Also included in that section are other charges that may be associated with ordering ATM Cell Relay Service (e.g., Service Date Change Charges, Cancellation Charges, etc.).

Service availability limited. Refer to # footnote on Page 16-78. (N)

(Issued under Transmittal No. 797)

Issued: April 24, 2007

Effective: May 9, 2007

Vice President, Federal Regulatory
1300 I Street, NW, Washington, D.C. 20005

ACCESS SERVICE

16. Packet Data Services (Cont'd)

16.6 Exchange Access Asynchronous Transfer Mode Cell Relay Service (XA ATM-CRS) (Cont'd)

16.6.1 ATM Cell Relay Service# (Cont'd) (T)

Service availability limited. Refer to # footnote on Page 16-78. (N)

(Issued under Transmittal No. 797)

Issued: April 24, 2007

Effective: May 9, 2007

Vice President, Federal Regulatory
1300 I Street, NW, Washington, D.C. 20005

ACCESS SERVICE

16. Packet Data Services (Cont'd)16.6 Exchange Access Asynchronous Transfer Mode Cell Relay Service (XA ATM-CRS) (Cont'd)16.6.1 ATM Cell Relay Service# (Cont'd) (T)

This service will be provided by the Telephone Company only in the State of New Jersey. Provision of this service in all other states will be provided through the Telephone Company's Tariff F.C.C. No. 20, Communications Services.

(L) Rates and Charges(1) User Network Interfaces (UNIs) Port With Access Line Connection

(a) <u>One-Year ESP</u>	<u>USOC</u>	<u>Monthly Rate</u>	<u>Nonrecurring Charge</u>
- DS1 Full, each			
Tier 1 (0 to 5 miles)	UH511	\$650.00	None
Tier 2 (Over 5 to 25 miles)	UH521	650.00	None
Tier 3 (Over 25 to 50 miles)	UH531	650.00	None
- DS3 Full, each			
Tier 1 (0 to 5 miles)	UH541	2,890.00	None
Tier 2 (Over 5 to 25 miles)	UH551	3,955.00	None
Tier 3 (Over 25 to 50 miles)	UH561	6,640.00	None
- DS3 Incremental, each			
Tier 1 (0 to 5 miles)	UH571	2,250.00	None
Tier 2 (Over 5 to 25 miles)	UH581	3,315.00	None
Tier 3 (Over 25 to 50 miles)	UH591	6,000.00	None

Service availability limited. Refer to # footnote on Page 16-78.

(N)

(Issued under Transmittal No. 797)

Issued: April 24, 2007

Effective: May 9, 2007

Vice President, Federal Regulatory
1300 I Street, NW, Washington, D.C. 20005

ACCESS SERVICE

16. Packet Data Services (Cont'd)16.6 Exchange Access Asynchronous Transfer Mode Cell Relay Service (XA ATM-CRS) (Cont'd)16.6.1 ATM Cell Relay Service# (Cont'd) (T)

This service will be provided by the Telephone Company only in the State of New Jersey. Provision of this service in all other states will be provided through the Telephone Company's Tariff F.C.C. No. 20, Communications Services.

(L) Rates and Charges (Cont'd)(1) User Network Interfaces (UNIs) Port With Access Line Connection (Cont'd)

(a) <u>One-Year ESP</u> (Cont'd)	<u>USOC</u>	<u>Monthly Rate</u>	<u>Nonrecurring Charge</u>
OC3c SONET - Full			
- Protected, each			
Tier 1 (0 to 5 miles)	UH5A1	\$5,390.00	None
Tier 2 (Over 5 to 25 miles)	UH5B1	7,325.00	None
Tier 3 (Over 25 to 50 miles)	UH5C1	9,890.00	None
- Protected Diverse, each			
Tier 1 (0 to 5 miles)	UH5D1	\$5,840.00	None
Tier 2 (Over 5 to 25 miles)	UH5E1	7,775.00	None
Tier 3 (Over 25 to 50 miles)	UH5F1	10,340.00	None
- Unprotected, each			
Tier 1 (0 to 5 miles)	UH5G1	\$4,890.00	None
Tier 2 (Over 5 to 25 miles)	UH5H1	6,700.00	None
Tier 3 (Over 25 to 50 miles)	UH5J1	9,390.00	None

Service availability limited. Refer to # footnote on Page 16-78. (N)

(Issued under Transmittal No. 797)

Issued: April 24, 2007

Effective: May 9, 2007

Vice President, Federal Regulatory
1300 I Street, NW, Washington, D.C. 20005

ACCESS SERVICE

16. Packet Data Services (Cont'd)16.6 Exchange Access Asynchronous Transfer Mode Cell Relay Service (XA ATM-CRS) (Cont'd)16.6.1 ATM Cell Relay Service# (Cont'd) (T)

This service will be provided by the Telephone Company only in the State of New Jersey. Provision of this service in all other states will be provided through the Telephone Company's Tariff F.C.C. No. 20, Communications Services.

(L) Rates and Charges (Cont'd)(1) User Network Interfaces (UNIs) Port With Access Line Connection (Cont'd)

(a) <u>One-Year ESP</u> (Cont'd)	<u>USOC</u>	<u>Monthly Rate</u>	<u>Nonrecurring Charge</u>
OC3c SONET - Incremental			
- Protected, each			
Tier 1 (0 to 5 miles)	UH5K1	\$3,250.00	None
Tier 2 (Over 5 to 25 Miles)	UH5L1	5,190.00	None
Tier 3 (Over 25 to 50 Miles)	UH5M1	7,750.00	None
- Protected Diverse, each			
Tier 1 (0 to 5 miles)	UH5N1	\$3,700.00	None
Tier 2 (Over 5 to 25 Miles)	UH5O1	5,640.00	None
Tier 3 (Over 25 to 50 Miles)	UH5P1	8,200.00	None
- Unprotected, each			
Tier 1 (0 to 5 miles)	UH5Q1	\$2,750.00	None
Tier 2 (Over 5 to 25 Miles)	UH5R1	4,565.00	None
Tier 3 (Over 25 to 50 Miles)	UH5S1	7,250.00	None

Service availability limited. Refer to # footnote on Page 16-78. (N)

(Issued under Transmittal No. 797)

Issued: April 24, 2007

Effective: May 9, 2007

Vice President, Federal Regulatory
1300 I Street, NW, Washington, D.C. 20005

ACCESS SERVICE

16. Packet Data Services (Cont'd)16.6 Exchange Access Asynchronous Transfer Mode Cell Relay Service (XA ATM-CRS) (Cont'd)16.6.1 ATM Cell Relay Service# (Cont'd) (T)

This service will be provided by the Telephone Company only in the State of New Jersey. Provision of this service in all other states will be provided through the Telephone Company's Tariff F.C.C. No. 20, Communications Services.

(L) Rates and Charges (Cont'd)(1) User Network Interfaces (UNIs) Port With Access Line Connection (Cont'd)

(a) <u>One-Year ESP</u> (Cont'd)	<u>USOC</u>	<u>Monthly Rate</u>	<u>Nonrecurring Charge</u>
OC12c SONET - Full			
- Protected, each			
Tier 1 (0 to 5 miles)	UH5T1	\$15,935.00	None
Tier 2 (Over 5 to 25 Miles)	UH5U1	21,741.00	None
Tier 3 (Over 25 to 50 Miles)	UH5V1	29,435.00	None
- Protected Diverse, each			
Tier 1 (0 to 5 miles)	UH5W1	17,229.00	None
Tier 2 (Over 5 to 25 Miles)	UH5X1	23,035.00	None
Tier 3 (Over 25 to 50 Miles)	UH5Y1	30,729.00	None
OC12c SONET - Incremental			
- Protected, each			
Tier 1 (0 to 5 miles)	UH5Z1	9,750.00	None
Tier 2 (Over 5 to 25 Miles)	UH611	15,570.00	None
Tier 3 (Over 25 to 50 Miles)	UH621	23,250.00	None
- Protected Diverse, each			
Tier 1 (0 to 5 miles)	UH631	11,053.00	None
Tier 2 (Over 5 to 25 Miles)	UH641	16,858.00	None
Tier 3 (Over 25 to 50 Miles)	UH651	24,553.00	None

Service availability limited. Refer to # footnote on Page 16-78.

(N)

(Issued under Transmittal No. 797)

Issued: April 24, 2007

Effective: May 9, 2007

Vice President, Federal Regulatory
1300 I Street, NW, Washington, D.C. 20005

ACCESS SERVICE

16. Packet Data Services (Cont'd)16.6 Exchange Access Asynchronous Transfer Mode Cell Relay Service (XA ATM-CRS) (Cont'd)16.6.1 ATM Cell Relay Service# (Cont'd) (T)

This service will be provided by the Telephone Company only in the State of New Jersey. Provision of this service in all other states will be provided through the Telephone Company's Tariff F.C.C. No. 20, Communications Services.

(L) Rates and Charges (Cont'd)(1) User Network Interfaces (UNIs) Port With Access Line Connection (Cont'd)

(b) <u>Two-Year ESP</u>	<u>USOC</u>	<u>Monthly Rate</u>	<u>Nonrecurring Charge</u>
- DS1 Full, each			
Tier 1 (0 to 5 miles)	UH512	\$618.00	None
Tier 2 (Over 5 to 25 miles)	UH522	618.00	None
Tier 3 (Over 25 to 50 miles)	UH532	618.00	None
- DS3 Full, each			
Tier 1 (0 to 5 miles)	UH542	2,746.00	None
Tier 2 (Over 5 to 25 miles)	UH552	3,757.00	None
Tier 3 (Over 25 to 50 miles)	UH562	6,308.00	None
- DS3 Incremental, each			
Tier 1 (0 to 5 miles)	UH572	2,138.00	None
Tier 2 (Over 5 to 25 miles)	UH582	3,149.00	None
Tier 3 (Over 25 to 50 miles)	UH592	5,700.00	None

Service availability limited. Refer to # footnote on Page 16-78.

(N)

(Issued under Transmittal No. 797)

Issued: April 24, 2007

Effective: May 9, 2007

Vice President, Federal Regulatory
1300 I Street, NW, Washington, D.C. 20005

ACCESS SERVICE

16. Packet Data Services (Cont'd)16.6 Exchange Access Asynchronous Transfer Mode Cell Relay Service (XA ATM-CRS) (Cont'd)16.6.1 ATM Cell Relay Service# (Cont'd) (T)

This service will be provided by the Telephone Company only in the State of New Jersey. Provision of this service in all other states will be provided through the Telephone Company's Tariff F.C.C. No. 20, Communications Services.

(L) Rates and Charges (Cont'd)(1) User Network Interfaces (UNIs) Port With Access Line Connection (Cont'd)

(b) <u>Two-Year ESP</u> (Cont'd)	<u>USOC</u>	<u>Monthly Rate</u>	<u>Nonrecurring Charge</u>
OC3c SONET - Full			
- Protected, each			
Tier 1 (0 to 5 miles)	UH5A2	\$5,121.00	None
Tier 2 (Over 5 to 25 miles)	UH5B2	6,959.00	None
Tier 3 (Over 25 to 50 miles)	UH5C2	9,396.00	None
- Protected Diverse, each			
Tier 1 (0 to 5 miles)	UH5D2	\$5,548.00	None
Tier 2 (Over 5 to 25 miles)	UH5E2	7,386.00	None
Tier 3 (Over 25 to 50 miles)	UH5F2	9,823.00	None
- Unprotected, each			
Tier 1 (0 to 5 miles)	UH5G2	\$4,646.00	None
Tier 2 (Over 5 to 25 miles)	UH5H2	6,365.00	None
Tier 3 (Over 25 to 50 miles)	UH5J2	8,921.00	None

Service availability limited. Refer to # footnote on Page 16-78.

(N)

(Issued under Transmittal No. 797)

Issued: April 24, 2007

Effective: May 9, 2007

Vice President, Federal Regulatory
1300 I Street, NW, Washington, D.C. 20005

ACCESS SERVICE

16. Packet Data Services (Cont'd)16.6 Exchange Access Asynchronous Transfer Mode Cell Relay Service (XA ATM-CRS) (Cont'd)16.6.1 ATM Cell Relay Service# (Cont'd) (T)

This service will be provided by the Telephone Company only in the State of New Jersey. Provision of this service in all other states will be provided through the Telephone Company's Tariff F.C.C. No. 20, Communications Services.

(L) Rates and Charges (Cont'd)(1) User Network Interfaces (UNIs) Port With Access Line Connection (Cont'd)

(b) <u>Two-Year ESP</u> (Cont'd)	<u>USOC</u>	<u>Monthly Rate</u>	<u>Nonrecurring Charge</u>
OC3c SONET - Incremental			
- Protected, each			
Tier 1 (0 to 5 miles)	UH5K2	\$3,088.00	None
Tier 2 (Over 5 to 25 Miles)	UH5L2	4,931.00	None
Tier 3 (Over 25 to 50 Miles)	UH5M2	7,363.00	None
- Protected Diverse, each			
Tier 1 (0 to 5 miles)	UH5N2	\$3,515.00	None
Tier 2 (Over 5 to 25 Miles)	UH5O2	5,358.00	None
Tier 3 (Over 25 to 50 Miles)	UH5P2	7,790.00	None
- Unprotected, each			
Tier 1 (0 to 5 miles)	UH5Q2	\$2,613.00	None
Tier 2 (Over 5 to 25 Miles)	UH5R2	4,337.00	None
Tier 3 (Over 25 to 50 Miles)	UH5S2	6,888.00	None

Service availability limited. Refer to # footnote on Page 16-78.

(N)

(Issued under Transmittal No. 797)

Issued: April 24, 2007

Effective: May 9, 2007

Vice President, Federal Regulatory
1300 I Street, NW, Washington, D.C. 20005

ACCESS SERVICE

16. Packet Data Services (Cont'd)16.6 Exchange Access Asynchronous Transfer Mode Cell Relay Service (XA ATM-CRS) (Cont'd)16.6.1 ATM Cell Relay Service# (Cont'd) (T)

This service will be provided by the Telephone Company only in the State of New Jersey. Provision of this service in all other states will be provided through the Telephone Company's Tariff F.C.C. No. 20, Communications Services.

(L) Rates and Charges (Cont'd)(1) User Network Interfaces (UNIs) Port With Access Line Connection (Cont'd)

(b) <u>Two-Year ESP</u> (Cont'd)	<u>USOC</u>	<u>Monthly Rate</u>	<u>Nonrecurring Charge</u>
OC12c SONET - Full			
- Protected, each			
Tier 1 (0 to 5 miles)	UH5T2	\$15,138.00	None
Tier 2 (Over 5 to 25 Miles)	UH5U2	20,654.00	None
Tier 3 (Over 25 to 50 Miles)	UH5V2	27,963.00	None
- Protected Diverse, each			
Tier 1 (0 to 5 miles)	UH5W2	16,368.00	None
Tier 2 (Over 5 to 25 Miles)	UH5X2	21,883.00	None
Tier 3 (Over 25 to 50 Miles)	UH5Y2	29,193.00	None
OC12c SONET - Incremental			
- Protected, each			
Tier 1 (0 to 5 miles)	UH5Z2	9,263.00	None
Tier 2 (Over 5 to 25 Miles)	UH612	14,792.00	None
Tier 3 (Over 25 to 50 Miles)	UH622	22,088.00	None
- Protected Diverse, each			
Tier 1 (0 to 5 miles)	UH632	10,500.00	None
Tier 2 (Over 5 to 25 Miles)	UH642	16,015.00	None
Tier 3 (Over 25 to 50 Miles)	UH652	23,325.00	None

Service availability limited. Refer to # footnote on Page 16-78.

(N)

(Issued under Transmittal No. 797)

Issued: April 24, 2007

Effective: May 9, 2007

Vice President, Federal Regulatory
1300 I Street, NW, Washington, D.C. 20005

ACCESS SERVICE

16. Packet Data Services (Cont'd)16.6 Exchange Access Asynchronous Transfer Mode Cell Relay Service (XA ATM-CRS) (Cont'd)16.6.1 ATM Cell Relay Service# (Cont'd) (T)

This service will be provided by the Telephone Company only in the State of New Jersey. Provision of this service in all other states will be provided through the Telephone Company's Tariff F.C.C. No. 20, Communications Services.

(L) Rates and Charges (Cont'd)(1) User Network Interfaces (UNIs) Port With Access Line Connection (Cont'd)

(c) <u>Three Year ESP</u>	<u>USOC</u>	<u>Monthly Rate</u>	<u>Nonrecurring Charge</u>
- DS1 Full, each			
Tier 1 (0 to 5 miles)	UH513	\$565.00	None
Tier 2 (Over 5 to 25 miles)	UH523	565.00	None
Tier 3 (Over 25 to 50 miles)	UH533	565.00	None
- DS3 Full, each			
Tier 1 (0 to 5 miles)	UH543	2,460.00	None
Tier 2 (Over 5 to 25 miles)	UH553	3,360.00	None
Tier 3 (Over 25 to 50 miles)	UH563	5,645.00	None
- DS3 Incremental, each			
Tier 1 (0 to 5 miles)	UH573	1,915.00	None
Tier 2 (Over 5 to 25 miles)	UH583	2,815.00	None
Tier 3 (Over 25 to 50 miles)	UH593	5,100.00	None

Service availability limited. Refer to # footnote on Page 16-78.

(N)

(Issued under Transmittal No. 797)

Issued: April 24, 2007

Effective: May 9, 2007

Vice President, Federal Regulatory
1300 I Street, NW, Washington, D.C. 20005

ACCESS SERVICE

16. Packet Data Services (Cont'd)16.6 Exchange Access Asynchronous Transfer Mode Cell Relay Service (XA ATM-CRS) (Cont'd)16.6.1 ATM Cell Relay Service# (Cont'd) (T)

This service will be provided by the Telephone Company only in the State of New Jersey. Provision of this service in all other states will be provided through the Telephone Company's Tariff F.C.C. No. 20, Communications Services.

(L) Rates and Charges (Cont'd)(1) User Network Interfaces (UNIs) Port With Access Line Connection (Cont'd)

(c) <u>Three Year ESP</u> (Cont'd)	<u>USOC</u>	<u>Monthly Rate</u>	<u>Nonrecurring Charge</u>
OC3c SONET - Full			
- Protected, each			
Tier 1 (0 to 5 miles)	UH5A3	\$4,580.00	None
Tier 2 (Over 5 to 25 Miles)	UH5B3	6,225.00	None
Tier 3 (Over 25 to 50 Miles)	UH5C3	8,405.00	None
- Protected Diverse, each			
Tier 1 (0 to 5 miles)	UH5D3	\$4,965.00	None
Tier 2 (Over 5 to 25 Miles)	UH5E3	6,610.00	None
Tier 3 (Over 25 to 50 Miles)	UH5F3	8,790.00	None
- Unprotected, each			
Tier 1 (0 to 5 miles)	UH5G3	\$4,155.00	None
Tier 2 (Over 5 to 25 Miles)	UH5H3	5,695.00	None
Tier 3 (Over 25 to 50 Miles)	UH5J3	7,980.00	None

Service availability limited. Refer to # footnote on Page 16-78. (N)

(Issued under Transmittal No. 797)

Issued: April 24, 2007

Effective: May 9, 2007

Vice President, Federal Regulatory
1300 I Street, NW, Washington, D.C. 20005

ACCESS SERVICE

16. Packet Data Services (Cont'd)16.6 Exchange Access Asynchronous Transfer Mode Cell Relay Service (XA ATM-CRS) (Cont'd)16.6.1 ATM Cell Relay Service# (Cont'd) (T)

This service will be provided by the Telephone Company only in the State of New Jersey. Provision of this service in all other states will be provided through the Telephone Company's Tariff F.C.C. No. 20, Communications Services.

(L) Rates and Charges (Cont'd)(1) User Network Interfaces (UNIs) Port With Access Line Connection (Cont'd)

(c) <u>Three Year ESP</u> (Cont'd)	<u>USOC</u>	<u>Monthly Rate</u>	<u>Nonrecurring Charge</u>
OC3c SONET - Incremental			
- Protected, each			
Tier 1 (0 to 5 miles)	UH5K3	\$2,765.00	None
Tier 2 (Over 5 to 25 Miles)	UH5L3	4,410.00	None
Tier 3 (Over 25 to 50 Miles)	UH5M3	6,590.00	None
- Protected Diverse, each			
Tier 1 (0 to 5 miles)	UH5N3	\$3,145.00	None
Tier 2 (Over 5 to 25 Miles)	UH5O3	4,795.00	None
Tier 3 (Over 25 to 50 Miles)	UH5P3	6,970.00	None
- Unprotected, each			
Tier 1 (0 to 5 miles)	UH5Q3	\$2,340.00	None
Tier 2 (Over 5 to 25 Miles)	UH5R3	3,875.00	None
Tier 3 (Over 25 to 50 Miles)	UH5S3	6,165.00	None

Service availability limited. Refer to # footnote on Page 16-78.

(N)

(Issued under Transmittal No. 797)

Issued: April 24, 2007

Effective: May 9, 2007

Vice President, Federal Regulatory
1300 I Street, NW, Washington, D.C. 20005

ACCESS SERVICE

16. Packet Data Services (Cont'd)16.6 Exchange Access Asynchronous Transfer Mode Cell Relay Service (XA ATM-CRS) (Cont'd)16.6.1 ATM Cell Relay Service# (Cont'd) (T)

This service will be provided by the Telephone Company only in the State of New Jersey. Provision of this service in all other states will be provided through the Telephone Company's Tariff F.C.C. No. 20, Communications Services.

(L) Rates and Charges (Cont'd)(1) User Network Interfaces (UNIs) Port With Access Line Connection (Cont'd)

(c) <u>Three Year ESP</u> (Cont'd)	<u>USOC</u>	<u>Monthly Rate</u>	<u>Nonrecurring Charge</u>
------------------------------------	-------------	---------------------	----------------------------

OC12c SONET - Full

- Protected, each			
Tier 1 (0 to 5 miles)	UH5T3	\$13,545.00	None
Tier 2 (Over 5 to 25 Miles)	UH5U3	18,480.00	None
Tier 3 (Over 25 to 50 Miles)	UH5V3	25,020.00	None
- Protected Diverse, each			
Tier 1 (0 to 5 miles)	UH5W3	14,645.00	None
Tier 2 (Over 5 to 25 Miles)	UH5X3	19,580.00	None
Tier 3 (Over 25 to 50 Miles)	UH5Y3	26,120.00	None

OC12c SONET - Incremental

- Protected, each			
Tier 1 (0 to 5 miles)	UH5Z3	8,295.00	None
Tier 2 (Over 5 to 25 Miles)	UH613	13,230.00	None
Tier 3 (Over 25 to 50 Miles)	UH623	19,770.00	None
- Protected Diverse, each			
Tier 1 (0 to 5 miles)	UH633	9,395.00	None
Tier 2 (Over 5 to 25 Miles)	UH643	14,330.00	None
Tier 3 (Over 25 to 50 Miles)	UH653	20,870.00	None

Service availability limited. Refer to # footnote on Page 16-78.

(N)

(Issued under Transmittal No. 797)

Issued: April 24, 2007

Effective: May 9, 2007

Vice President, Federal Regulatory
1300 I Street, NW, Washington, D.C. 20005

ACCESS SERVICE

16. Packet Data Services (Cont'd)16.6 Exchange Access Asynchronous Transfer Mode Cell Relay Service (XA ATM-CRS) (Cont'd)16.6.1 ATM Cell Relay Service# (Cont'd) (N)

This service will be provided by the Telephone Company only in the State of New Jersey. Provision of this service in all other states will be provided through the Telephone Company's Tariff F.C.C. No. 20, Communications Services.

(L) Rates and Charges (Cont'd)(1) User Network Interfaces (UNIs) Port With Access Line Connection (Cont'd)

(d) <u>Five Year ESP</u>	<u>USOC</u>	<u>Monthly Rate</u>	<u>Nonrecurring Charge</u>
- DS1 Full, each			
Tier 1 (0 to 5 miles)	UH515	\$525.00	None
Tier 2 (Over 5 to 25 miles)	UH525	525.00	None
Tier 3 (Over 25 to 50 miles)	UH535	525.00	None
- DS3 Full, each			
Tier 1 (0 to 5 miles)	UH545	2,315.00	None
Tier 2 (Over 5 to 25 miles)	UH555	3,165.00	None
Tier 3 (Over 25 to 50 miles)	UH565	5,315.00	None
- DS3 Incremental, each			
Tier 1 (0 to 5 miles)	UH575	1,800.00	None
Tier 2 (Over 5 to 25 miles)	UH585	2,650.00	None
Tier 3 (Over 25 to 50 miles)	UH595	4,800.00	None

Service availability limited. Refer to # footnote on Page 16-78.

(N)

(Issued under Transmittal No. 797)

Issued: April 24, 2007

Effective: May 9, 2007

Vice President, Federal Regulatory
1300 I Street, NW, Washington, D.C. 20005

ACCESS SERVICE

16. Packet Data Services (Cont'd)16.6 Exchange Access Asynchronous Transfer Mode Cell Relay Service (XA ATM-CRS) (Cont'd)16.6.1 ATM Cell Relay Service# (Cont'd) (T)

This service will be provided by the Telephone Company only in the State of New Jersey. Provision of this service in all other states will be provided through the Telephone Company's Tariff F.C.C. No. 20, Communications Services.

(L) Rates and Charges (Cont'd)(1) User Network Interfaces (UNIs) Port With Access Line Connection (Cont'd)

(d) <u>Five Year ESP</u> (Cont'd)	<u>USOC</u>	<u>Monthly Rate</u>	<u>Nonrecurring Charge</u>
OC3c SONET - Full			
- Protected, each			
Tier 1 (0 to 5 miles)	UH5A5	\$4,310.00	None
Tier 2 (Over 5 to 25 Miles)	UH5B5	5,860.00	None
Tier 3 (Over 25 to 50 Miles)	UH5C5	7,900.00	None
- Protected Diverse, each			
Tier 1 (0 to 5 miles)	UH5D5	\$4,670.00	None
Tier 2 (Over 5 to 25 Miles)	UH5E5	6,220.00	None
Tier 3 (Over 25 to 50 Miles)	UH5F5	8,272.00	None
- Unprotected, each			
Tier 1 (0 to 5 miles)	UH5G5	\$3,910.00	None
Tier 2 (Over 5 to 25 Miles)	UH5H5	5,360.00	None
Tier 3 (Over 25 to 50 Miles)	UH5J5	7,510.00	None

Service availability limited. Refer to # footnote on Page 16-78. (N)

(Issued under Transmittal No. 797)

Issued: April 24, 2007

Effective: May 9, 2007

Vice President, Federal Regulatory
1300 I Street, NW, Washington, D.C. 20005

ACCESS SERVICE

16. Packet Data Services (Cont'd)16.6 Exchange Access Asynchronous Transfer Mode Cell Relay Service (XA ATM-CRS) (Cont'd)16.6.1 ATM Cell Relay Service# (Cont'd) (T)

This service will be provided by the Telephone Company only in the State of New Jersey. Provision of this service in all other states will be provided through the Telephone Company's Tariff F.C.C. No. 20, Communications Services.

(L) Rates and Charges (Cont'd)(1) User Network Interfaces (UNIs) Port With Access Line Connection (Cont'd)

(d) <u>Five Year ESP</u> (Cont'd)	<u>USOC</u>	<u>Monthly Rate</u>	<u>Nonrecurring Charge</u>
OC3c SONET - Incremental			
- Protected, each			
Tier 1 (0 to 5 miles)	UH5K5	\$2,600.00	None
Tier 2 (Over 5 to 25 Miles)	UH5L5	4,150.00	None
Tier 3 (Over 25 to 50 Miles)	UH5M5	6,200.00	None
- Protected Diverse, each			
Tier 1 (0 to 5 miles)	UH5N5	\$2,960.00	None
Tier 2 (Over 5 to 25 Miles)	UH5O5	4,510.00	None
Tier 3 (Over 25 to 50 Miles)	UH5P5	6,560.00	None
- Unprotected, each			
Tier 1 (0 to 5 miles)	UH5Q5	\$2,200.00	None
Tier 2 (Over 5 to 25 Miles)	UH5R5	3,650.00	None
Tier 3 (Over 25 to 50 Miles)	UH5S5	5,800.00	None

Service availability limited. Refer to # footnote on Page 16-78.

(N)

(Issued under Transmittal No. 797)

Issued: April 24, 2007

Effective: May 9, 2007

Vice President, Federal Regulatory
1300 I Street, NW, Washington, D.C. 20005

ACCESS SERVICE

16. Packet Data Services (Cont'd)16.6 Exchange Access Asynchronous Transfer Mode Cell Relay Service (XA ATM-CRS) (Cont'd)16.6.1 ATM Cell Relay Service# (Cont'd) (T)

This service will be provided by the Telephone Company only in the State of New Jersey. Provision of this service in all other states will be provided through the Telephone Company's Tariff F.C.C. No. 20, Communications Services.

(L) Rates and Charges (Cont'd)(1) User Network Interfaces (UNIs) Port With Access Line Connection (Cont'd)

(d) <u>Five Year ESP</u> (Cont'd)	<u>USOC</u>	<u>Monthly Rate</u>	<u>Nonrecurring Charge</u>
OC12c SONET - Full			
- Protected, each			
Tier 1 (0 to 5 miles)	UH5T5	\$12,748.00	None
Tier 2 (Over 5 to 25 Miles)	UH5U5	17,393.00	None
Tier 3 (Over 25 to 50 Miles)	UH5V5	23,548.00	None
- Protected Diverse, each			
Tier 1 (0 to 5 miles)	UH5W5	13,784.00	None
Tier 2 (Over 5 to 25 Miles)	UH5X5	18,428.00	None
Tier 3 (Over 25 to 50 Miles)	UH5Y5	24,583.00	None

OC12c SONET - Incremental

- Protected, each			
Tier 1 (0 to 5 miles)	UH5Z5	7,800.00	None
Tier 2 (Over 5 to 25 Miles)	UH615	12,450.00	None
Tier 3 (Over 25 to 50 Miles)	UH625	18,600.00	None
- Protected Diverse, each			
Tier 1 (0 to 5 miles)	UH635	8,842.00	None
Tier 2 (Over 5 to 25 Miles)	UH645	13,487.00	None
Tier 3 (Over 25 to 50 Miles)	UH655	19,642.00	None

Service availability limited. Refer to # footnote on Page 16-78.

(N)

(Issued under Transmittal No. 797)

Issued: April 24, 2007

Effective: May 9, 2007

Vice President, Federal Regulatory
1300 I Street, NW, Washington, D.C. 20005

ACCESS SERVICE

16. Packet Data Services (Cont'd)16.6 Exchange Access Asynchronous Transfer Mode Cell Relay Service (XA ATM-CRS) (Cont'd)16.6.1 ATM Cell Relay Service# (Cont'd) (T)

This service will be provided by the Telephone Company only in the State of New Jersey. Provision of this service in all other states will be provided through the Telephone Company's Tariff F.C.C. No. 20, Communications Services.

(L) Rates and Charges (Cont'd)(2) Interim Inter-Switch Signaling Protocol (IISP) Interfaces Port With Access Line Connection - Tier 1

(a) <u>One-Year ESP</u>		<u>USOC</u>	<u>Monthly Rate</u>	<u>Nonrecurring Charge</u>
(1)	DS1 Full, each	SPXA1	\$ 650.00	None
(2)	DS3 Full, each	SPXB1	2,890.00	None
(3)	OC3c SONET-Full			
	- Protected, each	SPXC1	5,390.00	None
	- Protected Diverse, each	SPXJ1	5,840.00	None
	- Unprotected, each	SPXD1	4,890.00	None
(4)	OC12c SONET-Full			
	- Protected, each	SPXV1	15,935.00	None
	- Protected Diverse, each	SPXW1	17,229.00	None
(b) <u>Two-Year ESP</u>				
(1)	DS1 Full, each	SPXA2	618.00	None
(2)	DS3 Full, each	SPXB2	2,746.00	None
(3)	OC3c SONET-Full			
	- Protected, each	SPXC2	4,646.00	None
	- Protected Diverse, each	SPXJ2	5,121.00	None
	- Unprotected, each	SPXD2	5,548.00	None
(4)	OC12c SONET-Full			
	- Protected, each	SPXV2	15,138.00	None
	- Protected Diverse, each	SPXW2	16,368.00	None

Service availability limited. Refer to # footnote on Page 16-78.

(N)

(Issued under Transmittal No. 797)

Issued: April 24, 2007

Effective: May 9, 2007

Vice President, Federal Regulatory
1300 I Street, NW, Washington, D.C. 20005

ACCESS SERVICE

16. Packet Data Services (Cont'd)16.6 Exchange Access Asynchronous Transfer Mode Cell Relay Service (XA ATM-CRS) (Cont'd)16.6.1 ATM Cell Relay Service# (Cont'd) (T)

This service will be provided by the Telephone Company only in the State of New Jersey. Provision of this service in all other states will be provided through the Telephone Company's Tariff F.C.C. No. 20, Communications Services.

(L) Rates and Charges (Cont'd)(2) Interim Inter-Switch Signaling Protocol (IISP) Interfaces Port With Access Line Connection - Tier 1 (Cont'd)

(c) <u>Three-Year ESP</u>	<u>USOC</u>	<u>Monthly Rate</u>	<u>Nonrecurring Charge</u>
(1) DS1 Full, each	SPXA3	565.00	None
(2) DS3 Full, each	SPXB3	2,460.00	None
(3) OC3c SONET-Full			
- Protected, each	SPXC3	4,580.00	None
- Protected Diverse, each	SPXJ3	4,964.00	None
- Unprotected, each	SPXD3	4,155.00	None
(4) OC12c SONET-Full			
- Protected, each	SPXV3	14,748.00	None
- Protected Diverse, each	SPXW3	14,645.00	None

Service availability limited. Refer to # footnote on Page 16-78.

(N)

(Issued under Transmittal No. 797)

Issued: April 24, 2007

Effective: May 9, 2007

Vice President, Federal Regulatory
1300 I Street, NW, Washington, D.C. 20005

ACCESS SERVICE

16. Packet Data Services (Cont'd)16.6 Exchange Access Asynchronous Transfer Mode Cell Relay Service (XA ATM-CRS) (Cont'd)16.6.1 ATM Cell Relay Service# (Cont'd) (T)

This service will be provided by the Telephone Company only in the State of New Jersey. Provision of this service in all other states will be provided through the Telephone Company's Tariff F.C.C. No. 20, Communications Services.

(L) Rates and Charges (Cont'd)(2) Interim Inter-Switch Signaling Protocol (IISP) Interfaces Port With Access Line Connection - Tier 1 (Cont'd)

(d) <u>Five Year ESP</u>	<u>USOC</u>	<u>Monthly Rate</u>	<u>Nonrecurring Charge</u>
(1) DS1 Full, each	SPXA5	\$ 525.00	None
(2) DS3 Full, each	SPXB5	2,315.00	None
(3) OC3c SONET-Full			
- Protected, each	SPXC5	4,310.00	None
- Protected Diverse, each	SPXJ5	4,672.00	None
- Unprotected, each	SPXD5	3,910.00	None
(4) OC12c SONET-Full			
- Protected, each	SPXV5	13,545.00	None
- Protected Diverse, each	SPXW5	13,784.00	None

Service availability limited. Refer to # footnote on Page 16-78.

(N)

(Issued under Transmittal No. 797)

Issued: April 24, 2007

Effective: May 9, 2007

Vice President, Federal Regulatory
1300 I Street, NW, Washington, D.C. 20005

ACCESS SERVICE

16. Packet Data Services (Cont'd)16.6 Exchange Access Asynchronous Transfer Mode Cell Relay Service (XA ATM-CRS) (Cont'd)16.6.1 ATM Cell Relay Service# (Cont'd) (T)

This service will be provided by the Telephone Company only in the State of New Jersey. Provision of this service in all other states will be provided through the Telephone Company's Tariff F.C.C. No. 20, Communications Services.

(L) Rates and Charges (Cont'd)(3) Optional Features(a) Permanent Virtual Circuits (PVCs for DS1, DS3, OC3c SONET, or OC12c SONET)

	Nonrecurring Charge*
1. Virtual Channel Connections (VCCs)	
Constant Bit Rate (CBR)	\$ 75.00
Variable Bit Rate real time (VBRrt)	75.00
Variable Bit Rate non-real time (VBRnrt)	75.00
Unspecified Bit Rate (UBR)	75.00
2. Virtual Path Connections (VPCs)	
Constant Bit Rate (CBR)	\$ 75.00
Variable Bit Rate real time (VBRrt)	75.00
Variable Bit Rate non-real time (VBRnrt)	75.00
Unspecified Bit Rate (UBR)	75.00

b. Switched Virtual Circuits (SVCs)

	Nonrecurring Charge*
1. Virtual Channel Connections (VCCs)	
Constant Bit Rate (CBR)	\$ 75.00
Variable Bit Rate real time (VBRrt)	75.00
Variable Bit Rate non-real time (VBRnrt)	75.00
Unspecified Bit Rate (UBR)	75.00
2. Virtual Path Connections (VPCs)	
Constant Bit Rate (CBR)	\$ 75.00
Variable Bit Rate real time (VBRrt)	75.00
Variable Bit Rate non-real time (VBRnrt)	75.00
Unspecified Bit Rate (UBR)	75.00

Service availability limited. Refer to # footnote on Page 16-78. (N)

* A nonrecurring administrative charge applies per service order. PVCs/SVCs are ordered per UNI or IISP. If multiple UNIs or IISPs are involved, a service order will apply to each UNI or IISP Port on which the virtual connections will reside. The nonrecurring charge will be waived when PVCs/SVCs are installed at the same time as the respective UNIs or IISPs.

(Issued under Transmittal No. 797)

Issued: April 24, 2007

Effective: May 9, 2007

Vice President, Federal Regulatory
1300 I Street, NW, Washington, D.C. 20005

ACCESS SERVICE

16. Packet Data Services (Cont'd)16.6 Exchange Access Asynchronous Transfer Mode Cell Relay Service (XA ATM-CRS) (Cont'd)16.6.1 ATM Cell Relay Service# (Cont'd) (T)

This service will be provided by the Telephone Company only in the State of New Jersey. Provision of this service in all other states will be provided through the Telephone Company's Tariff F.C.C. No. 20, Communications Services.

(L) Rates and Charges (Cont'd)(3) Optional Features (Cont'd)

	USOC	Monthly Rate	Nonrecurring Charge*
(b) Bandwidth for Incremental UNIs - DS3 or OC3c			
CBR or VBR PVC Bandwidth			
- 5 Mbps of Effective Bandwidth	CWVEA	\$ 75.00	
UBR PVC and SVC Bandwidth			
- Bandwidth up to UNI line rate			
DS3	BWAUX	375.00	
OC3c	BWAUX	1,125.00	
CBR or VBR SVC Bandwidth			
- 5 Mbps of Effective Bandwidth	CWVSA	75.00	
(c) Bandwidth for Incremental UNIs - OC12c			
CBR or VBR PVC Bandwidth			
- 15 Mbps of Effective Bandwidth	CWVPV	175.00	
UBR PVC and SVC Bandwidth			
- Bandwidth up to UNI line rate			
OC12c	BWAUX	3,500.00	
CBR or VBR SVC Bandwidth			
- 15 Mbps of Effective Bandwidth	CWVSV	175.00	
(d) Closed User Groups (CUGs) per UNI/IISP			
- Each CUG established	REALK	None	\$75.00
- Each subsequent CUG member added to a CUG	REALK	None	75.00

Service availability limited. Refer to # footnote on Page 16-78.

(N)

(Issued under Transmittal No. 797)

Issued: April 24, 2007

Effective: May 9, 2007

Vice President, Federal Regulatory
1300 I Street, NW, Washington, D.C. 20005

ACCESS SERVICE

16. Packet Data Services (Cont'd)

16.6 Exchange Access Asynchronous Transfer Mode Cell Relay Service (XA ATM-CRS) (Cont'd)16.6.1 ATM Cell Relay Service# (Cont'd) (T)

This service will be provided by the Telephone Company only in the State of New Jersey. Provision of this service in all other states will be provided through the Telephone Company's Tariff FCC No. 20, Communications Services.

(L) Rates and Charges (Cont'd)(4) UNI Inverse Multiplexing ATM (IMA) Port with Access Line Connection, Per DS1

1. First DS1, each (1.536 Mbps total bandwidth)

	<u>USOC</u>	<u>Monthly Rate</u>
Full		
Tier 1 (0 to 5 Miles)		
One Year	UU3A1	\$669.50
Two Year	UU3A2	636.03
Three Year	UU3A3	581.95
Five Year	UU3A5	540.75
Tier 2 (Over 5 to 25 Miles)		
One Year	UU3B1	669.50
Two Year	UU3B2	636.03
Three Year	UU3B3	581.95
Five Year	UU3B5	540.75
Tier 3 (Over 25 to 50 Miles)		
One Year	UU3C1	669.50
Two Year	UU3C2	636.03
Three Year	UU3C3	581.95
Five Year	UU3C5	540.75

2. Second DS1, each (3 Mbps total bandwidth)

Full		
Tier 1 (0 to 5 Miles)		
One Year	UU3D1	650.00
Two Year	UU3D2	617.50
Three Year	UU3D3	565.00
Five Year	UU3D5	525.00
Tier 2 (Over 5 to 25 Miles)		
One Year	UU3E1	650.00
Two Year	UU3E2	617.50
Three Year	UU3E3	565.00
Five Year	UU3E5	525.00
Tier 3 (Over 25 to 50 Miles)		
One Year	UU3F1	650.00
Two Year	UU3F2	617.50
Three Year	UU3F3	565.00
Five Year	UU3F5	525.00

Service availability limited. Refer to # footnote on Page 16-78.

(N)

(Issued under Transmittal No. 797)

Issued: April 24, 2007

Effective: May 9, 2007

Vice President, Federal Regulatory
1300 I Street, NW, Washington, D.C. 20005

ACCESS SERVICE

16. Packet Data Services (Cont'd)

16.6 Exchange Access Asynchronous Transfer Mode Cell Relay Service (XA ATM-CRS) (Cont'd)16.6.1 ATM Cell Relay Service# (Cont'd) (T)

This service will be provided by the Telephone Company only in the State of New Jersey. Provision of this service in all other states will be provided through the Telephone Company's Tariff FCC No. 20, Communications Services.

(L) Rates and Charges (Cont'd)(4) UNI Inverse Multiplexing ATM (IMA) Port with Access Line Connection, Per DS1 (Cont'd)

3. Third DS1, each (4.5 Mbps total bandwidth)

	<u>USOC</u>	<u>Monthly Rate</u>
Full		
Tier 1 (0 to 5 Miles)		
One Year	UU3G1	611.00
Two Year	UU3G2	580.45
Three Year	UU3G3	531.10
Five Year	UU3G5	493.50
Tier 2 (Over 5 to 25 Miles)		
One Year	UU3H1	611.00
Two Year	UU3H2	580.45
Three Year	UU3H3	531.10
Five Year	UU3H5	493.50
Tier 3 (Over 25 to 50 Miles)		
One Year	UU3J1	611.00
Two Year	UU3J2	580.45
Three Year	UU3J3	531.10
Five Year	UU3J5	493.50

4. Fourth DS1, each (6 Mbps total bandwidth)

Full		
Tier 1 (0 to 5 Miles)		
One Year	UU3K1	611.00
Two Year	UU3K2	580.45
Three Year	UU3K3	531.10
Five Year	UU3K5	493.50
Tier 2 (Over 5 to 25 Miles)		
One Year	UU3L1	611.00
Two Year	UU3L2	580.45
Three Year	UU3L3	531.10
Five Year	UU3L5	493.50
Tier 3 (Over 25 to 50 Miles)		
One Year	UU3M1	611.00
Two Year	UU3M2	580.45
Three Year	UU3M3	531.10
Five Year	UU3M5	493.50

Service availability limited. Refer to # footnote on Page 16-78.

(N)

(Issued under Transmittal No. 797)

Issued: April 24, 2007

Effective: May 9, 2007

Vice President, Federal Regulatory
1300 I Street, NW, Washington, D.C. 20005

ACCESS SERVICE

16. Packet Data Services (Cont'd)

16.6 Exchange Access Asynchronous Transfer Mode Cell Relay Service (XA ATM-CRS) (Cont'd)16.6.1 ATM Cell Relay Service# (Cont'd) (T)

This service will be provided by the Telephone Company only in the State of New Jersey. Provision of this service in all other states will be provided through the Telephone Company's Tariff FCC No. 20, Communications Services.

(L) Rates and Charges (Cont'd)(4) UNI Inverse Multiplexing ATM (IMA) Port with Access Line Connection, Per DS1 (Cont'd)

5. Fifth DS1, each (7.5 Mbps total bandwidth)

	<u>USOC</u>	<u>Monthly Rate</u>
Full		
Tier 1 (0 to 5 Miles)		
One Year	UU3N1	611.00
Two Year	UU3N2	580.45
Three Year	UU3N3	531.10
Five Year	UU3N5	493.50
Tier 2 (Over 5 to 25 Miles)		
One Year	UU3O1	611.00
Two Year	UU3O2	580.45
Three Year	UU3O3	531.10
Five Year	UU3O5	493.50
Tier 3 (Over 25 to 50 Miles)		
One Year	UU3P1	611.00
Two Year	UU3P2	580.45
Three Year	UU3P3	531.10
Five Year	UU3P5	493.50

6. Sixth DS1, each (9 Mbps total bandwidth)

Full		
Tier 1 (0 to 5 Miles)		
One Year	UU3Q1	611.00
Two Year	UU3Q2	580.45
Three Year	UU3Q3	531.10
Five Year	UU3Q5	493.50
Tier 2 (Over 5 to 25 Miles)		
One Year	UU3R1	611.00
Two Year	UU3R2	580.45
Three Year	UU3R3	531.10
Five Year	UU3R5	493.50
Tier 3 (Over 25 to 50 Miles)		
One Year	UU3S1	611.00
Two Year	UU3S2	580.45
Three Year	UU3S3	531.10
Five Year	UU3S5	493.50

Service availability limited. Refer to # footnote on Page 16-78.

(N)

(Issued under Transmittal No. 797)

Issued: April 24, 2007

Effective: May 9, 2007

Vice President, Federal Regulatory
1300 I Street, NW, Washington, D.C. 20005

ACCESS SERVICE

16. Packet Data Services (Cont'd)16.6 Exchange Access Asynchronous Transfer Mode Cell Relay Service (XA ATM-CRS) (Cont'd)16.6.1 ATM Cell Relay Service# (Cont'd)

(T)

This service will be provided by the Telephone Company only in the State of New Jersey. Provision of this service in all other states will be provided through the Telephone Company's Tariff F.C.C. No. 20, Communications Services.

(L) Rates and Charges (Cont'd)(5) UNI Port Only Connection

(a) <u>One-Year ESP</u>	USOC	Monthly Rate	Nonrecurring Charge
DS1, Full	APTT1	\$ 390.00	NONE
DS3, Incremental	APTO1	1,125.00	NONE
DS3, Full	APTU1	1,765.00	NONE
OC3c, Incremental	APTS1	1,625.00	NONE
OC3c, Full	APTV1	3,665.00	NONE
OC12c, Incremental	APTJ1	4,875.00	NONE
OC12c, Full	APTK1	10,125.00	NONE
(b) <u>Two-Year ESP</u>			
DS1, Full	APTT2	\$ 371.00	NONE
DS3, Incremental	APTO2	1,069.00	NONE
DS3, Full	APTU2	1,677.00	NONE
OC3c, Incremental	APTS2	1,544.00	NONE
OC3c, Full	APTV2	3,482.00	NONE
OC12c, Incremental	APTJ2	4,631.00	NONE
OC12c, Full	APTK2	9,619.00	NONE
(c) <u>Three-Year ESP</u>			
DS1, Full	APTT3	\$ 332.00	NONE
DS3, Incremental	APTO3	956.00	NONE
DS3, Full	APTU3	1,500.00	NONE
OC3c, Incremental	APTS3	1,381.00	NONE
OC3c, Full	APTV3	3,115.00	NONE
OC12c, Incremental	APTJ3	4,144.00	NONE
OC12c, Full	APTK3	8,606.00	NONE
(d) <u>Five-Year ESP</u>			
DS1, Full	APTT5	\$ 312.00	NONE
DS3, Incremental	APTO5	900.00	NONE
DS3, Full	APTU5	1,412.00	NONE
OC3c, Incremental	APTS5	1,300.00	NONE
OC3c, Full	APTV5	2,932.00	NONE
OC12c, Incremental	APTJ5	3,900.00	NONE
OC12c, Full	APTK5	8,100.00	NONE

Service availability limited. Refer to # footnote on Page 16-78.

(N)

(Issued under Transmittal No. 797)

Issued: April 24, 2007

Effective: May 9, 2007

Vice President, Federal Regulatory
1300 I Street, NW, Washington, D.C. 20005

ACCESS SERVICE

16. Packet Data Services (Cont'd)16.6 Exchange Access Asynchronous Transfer Mode Cell Relay Service (XA ATM-CRS) (Cont'd)16.6.1 ATM Cell Relay Service# (Cont'd) (T)

This service will be provided by the Telephone Company only in the State of New Jersey. Provision of this service in all other states will be provided through the Telephone Company's Tariff F.C.C. No. 20, Communications Services.

(L) Rates and Charges (Cont'd)(6) IISP Port Only Connection

(a) <u>One-Year ESP</u>	<u>USOC</u>	<u>Monthly Rate</u>	<u>Nonrecurring Charge</u>
DS1, Full	APTP1	\$ 390.00	NONE
DS3, Full	APTQ1	1,765.00	NONE
OC3c, Full	APTR1	3,665.00	NONE
OC12c, Full	APTL1	10,125.00	NONE
 (b) <u>Two-Year ESP</u>			
DS1, Full	APTP2	\$ 371.00	NONE
DS3, Full	APTQ2	1,677.00	NONE
OC3c, Full	APTR2	3,482.00	NONE
OC12c, Full	APTL2	9,619.00	NONE

Service availability limited. Refer to # footnote on Page 16-78. (N)

(Issued under Transmittal No. 797)

Issued: April 24, 2007

Effective: May 9, 2007

Vice President, Federal Regulatory
1300 I Street, NW, Washington, D.C. 20005

ACCESS SERVICE

16. Packet Data Services (Cont'd)16.6 Exchange Access Asynchronous Transfer Mode Cell Relay Service (XA ATM-CRS) (Cont'd)16.6.1 ATM Cell Relay Service# (Cont'd) (T)

This service will be provided by the Telephone Company only in the State of New Jersey. Provision of this service in all other states will be provided through the Telephone Company's Tariff F.C.C. No. 20, Communications Services.

(L) Rates and Charges (Cont'd)(6) IISP Port Only Connection (Cont'd)

(c) <u>Three-Year ESP</u>	<u>USOC</u>	<u>Monthly Rate</u>	<u>Nonrecurring Charge</u>
DS1, Full	APTP3	\$ 332.00	NONE
DS3, Full	APTQ3	1,500.00	NONE
OC3c, Full	APTR3	3,115.00	NONE
OC12c, Full	APTL3	8,606.00	NONE
(d) <u>Five-Year ESP</u>			
DS1, Full	APTP5	\$ 312.00	NONE
DS3, Full	APTQ5	1,412.00	NONE
OC3c, Full	APTR5	2,932.00	NONE
OC12c, Full	APTL5	8,100.00	NONE

Service availability limited. Refer to # footnote on Page 16-78. (N)

(Issued under Transmittal No. 797)

Issued: April 24, 2007

Effective: May 9, 2007

Vice President, Federal Regulatory
1300 I Street, NW, Washington, D.C. 20005

ACCESS SERVICE

16. Packet Data Services (Cont'd)16.7 Channel Extension Service#

(T)

Channel Extension Service provides dedicated point to point broadband data transmission between mainframe computers, between mainframes and peripheral devices and/or between Local Area Networks (LANs) using either a repeater backbone architecture or a dense wave division multiplexing (DWDM) backbone architecture.

16.7.1 Service Description

The repeater backbone architecture can support an ESCON (International Business Machines Corporation's (IBM's) Enterprise Systems CONnection protocol, ESCON® is an IBM registered trademark) or External Time Reference (ETR) interface with a bandwidth of 200 Mbps. The DWDM backbone architecture can support a bandwidth of up to 1.25 Gbps. Channel Extension Service is provided as a two point transmission between customer designated premises.

The ETR centralized time reference unit maintains time of day synchronization. This interface can be used on both the repeater backbone and the DWDM backbone architectures.

Channel Extension Service is provided over two fiber optic strands connecting the network interfaces at the customer designated premises. The repeater backbone architecture provides one ESCON channel over each fiber pair. The DWDM backbone architecture can provide up to fourteen channels over each fiber pair. For path redundancy, DWDM requires a second pair of fiber optic strands and a switch protection module in the equipment.

Effective October 5, 2007, orders for new Channel Extension Service are no longer permitted. The Telephone Company will continue to provide Channel Extension Service pursuant to this Section 16.7 on any existing Channel Extension Service that is in-service as of October 5, 2007, or any order for Channel Extension Service that is placed with the Telephone Company prior to October 5, 2007 (collectively, Existing CES), subject to the following condition:

(N)

The Telephone Company will continue to provide Existing CES to a term plan customer for the remainder of the customer's current commitment period plus an additional six (6) months beyond the expiration date of such commitment period at the existing rates of the current term plan, or until the customer replaces the Existing CES with a comparable Telephone Company provided service, or until the customer discontinues service, whichever occurs first. During the remainder of the current commitment period, and subject to the availability of facilities and equipment, orders involving additions and/or changes to Existing CES are permitted provided that they do not require a new commitment period. Orders involving additions and/or changes to Existing CES are not permitted during the additional six (6) month period.

(N)

(Issued under Transmittal No. 862)

Issued: September 20, 2007

Effective: October 5, 2007

Vice President, Federal Regulatory
1300 I Street, NW, Washington, DC 20005

(T)

(T)

ACCESS SERVICE

16. Packet Data Services (Cont'd)16.7 Channel Extension Service# (Cont'd)16.7.2 Technical Specifications

The technical specifications for Channel Extension Service using the repeater backbone architecture are described in the following Technical References: (T)

ANSI INCITS 296-1997 (R2007) Fiber Channel Single-byte Command Code Sets Connection Architecture (SBCON) (C)(x)

Enterprise Systems Architecture/390 ESCON I/O Interface, Physical Layer
SA23-0394-06 (C)(x)

ESA/390 ESCON I/O Interface
SA22-7202-02 (T)

ESCON Introduction
GA23-0383-01 (T)

Channel Extension Service using the DWDM backbone architecture is transparent for any data communications protocol and uses the application protocol of the attached device.

The compatible network channel interface code for Channel Extension Service using the repeater backbone architecture is 02FCF.20, and using the DWDM backbone architecture is 02FCF.125.

(x) ANSI INCITS 296-1997 (R2007) replaces ANSI X3.271 in its entirety.
SA23-0394-06 replaces SA23-0394-02 in its entirety.

Service availability limited. Refer to # footnote on Page 16-104.

(Issued under Transmittal No. 1037)

Issued: August 27, 2009

Effective: September 11, 2009

Vice President, Federal Regulatory
1300 I Street, NW, Washington, DC 20005

ACCESS SERVICE

16. Packet Data Services (Cont'd)16.7 Channel Extension Service# (Cont'd)

(T)

16.7.3 Terms and Conditions

Channel Extension Service is available between a customer's two premises where suitable single mode fiber optic facilities exist to provide such service. Where suitable facilities do not exist to provide the service, the Telephone Company may require that facilities be specially constructed subject to the provisions set forth in Sections 2.1.4, Provision of Services, and 5.1.3, Special Construction, preceding.

Channel Extension Service is provided under a 3 year or 5 year term plan as selected by the customer. Each channel is established with a contract that begins with the date of installation.

Channel Extension Service is provided on a Negotiated Interval as described in Section 5 preceding.

The Company will provide monitoring of the signal to the parameters specified in the technical references.

The Company cannot guarantee the successful performance of this service on the repeater backbone architecture when the distance between premises exceeds 20 kilometers or when transmission loss is greater than 14db. In these instances, a repeater is required. The maximum distance from end to end is approximately 43 kilometers, and the maximum number of repeaters per channel is one. The Telephone Company will determine the wire center in which such repeaters will be utilized.

The Telephone Company cannot guarantee the successful performance of this service on the DWDM backbone architecture when the transmission loss between premises is greater than 17db with Path Protection and 23db without Path Protection. The DWDM architecture does not have regeneration capabilities. The customer's interface will be 13nm.

The customer is responsible for purchasing the appropriate circuits and associated equipment required to provide the Telephone Company with out-of-band monitoring of the network devices. These circuits will connect the equipment located at the customer's premises to a control center location.

Service availability limited. Refer to # footnote on Page 16-104.

(N)

(Issued under Transmittal No. 862)

Issued: September 20, 2007

Effective: October 5, 2007

Vice President, Federal Regulatory
1300 I Street, NW, Washington, DC 20005

(T)

(T)

ACCESS SERVICE

16. Packet Data Services (Cont'd)16.7 Channel Extension Service# (Cont'd)

(T)

16.7.3 Terms and Conditions (Cont'd)

Network maintenance and network upgrades for Channel Extension Service are performed between 11:00pm and 8:00am. At times, during the hours of maintenance activity, it will be necessary to place a customer's service in an inactive (out of service) condition. The amount of time that this scheduled out of service condition will exist is called a "maintenance window." The Company will provide notice to the customer prior to the maintenance window. Down time during a maintenance window does not qualify for credit allowance as a service outage.

Moves and relocations of a channel termination are treated as disconnects.

Channel Extension Service is supported by the Telephone Company's Single Point of Contact (SPOC) center, which provides continuous maintenance, trouble resolution, and network monitoring twenty-four hours per day, seven days per week (24x7). Service order processing and network installation functions are preformed during normal business hours only.

Service availability limited. Refer to # footnote on Page 16-104.

(N)

(Issued under Transmittal No. 862)

Issued: September 20, 2007

Effective: October 5, 2007

Vice President, Federal Regulatory
1300 I Street, NW, Washington, DC 20005

(T)

(T)

ACCESS SERVICE

16. Packet Data Services (Cont'd)16.7 Channel Extension Service# (Cont'd)

(T)

16.7.4 Rate Regulations

The minimum payment period for Channel Extension Service is 3 years.

All rate elements of the same channel are charged in the same term plan.

At the expiration of a term plan, the customer's Channel Extension Service will automatically be renewed at the currently effective 3 year or 5 year rate or the customer may subscribe to a new term plan.

Termination liability charges apply when a service is disconnected prior to the end of the selected term period. Liability is assessed as follows:

For the termination of a 3 year term plan prior to its expiration date, the termination liability is equal to 100% of the applicable monthly charges (channel terminations, mileage and either repeater or redundant path switching) for each month or fraction thereof remaining in the term plan.

For the termination of a 5 year term plan, the termination liability is equal to the difference between the monthly rates for 36 months at the 3-year term rates and the actual number of months the plan has been in effect multiplied by the 5-year monthly rates.

Termination liability is not assessed when the customer elects to change a current plan to a longer term plan. The current plan is cancelled and the new longer term plan is established.

Service availability limited. Refer to # footnote on Page 16-104.

(N)

(Issued under Transmittal No. 862)

Issued: September 20, 2007

Effective: October 5, 2007

Vice President, Federal Regulatory
1300 I Street, NW, Washington, DC 20005

(T)

(T)

ACCESS SERVICE

16. Packet Data Services (Cont'd)16.7 Channel Extension Service# (Cont'd)

(T)

16.7.5 Rate Categories

Applicable rate categories with monthly recurring rates are channel termination, channel mileage, and where applicable, repeater or redundant path switching rate elements.

A channel termination rate element applies for each customer designated premises at which the channel is terminated. It includes the interface at each designated premises and the communications path from the premises to the serving wire center. As a two point service, each Channel Extension Service has two channel terminations. An Initial Channel Termination monthly recurring charge applies for the first channel termination at each premises. A Subsequent Channel Termination Charge applies for the second and any subsequent channel terminations added at each premises.

The channel mileage rate category applies for the interoffice transmission facilities between the serving wire centers. It consists of a fixed and a per mile rate element. See Section 7.4.6 preceding for mileage measurement.

The Repeater rate element applies when repeater equipment is required in a wire center to meet the transmission requirements for the service using the repeater backbone architecture. The Initial monthly recurring Repeater Charge applies for the first Channel Extension service requiring a repeater in a serving wire center. The Subsequent Repeater Charge applies to the second and all succeeding services requiring a repeater in the same wire center.

The Redundant Path Switching rate element applies when path redundancy is provided in the network for the service using the DWDM backbone redundancy.

Nonrecurring charges apply to the channel termination rate category. There are Initial and Subsequent charges that are applied on the same basis as the recurring rate element.

Service availability limited. Refer to # footnote on Page 16-104.

(N)

(Issued under Transmittal No. 862)

Issued: September 20, 2007

Effective: October 5, 2007

Vice President, Federal Regulatory
1300 I Street, NW, Washington, DC 20005

(T)

(T)

ACCESS SERVICE

16. Packet Data Services (Cont'd)16.7 Channel Extension Service# (Cont'd)

(T)

16.7.6 Rates and Charges

	<u>USOC</u>	<u>Monthly Rate</u>	<u>Nonrecurring Charge</u>
(A) Repeater Backbone Architecture			
(1) Channel Terminations			
<u>3 Year</u>			
Per Initial Termination	TZU1X		
N-MSA		\$3,600.00	\$1,500.00
Price Band 4		3,600.00	1,500.00
Price Band 5		3,600.00	1,500.00
Price Band 6		3,600.00	1,500.00
Per Subsequent Termination	TYH1X		
N-MSA		1,250.00	1,100.00
Price Band 4		1,250.00	1,100.00
Price Band 5		1,250.00	1,100.00
Price Band 6		1,250.00	1,100.00
<u>5 Year</u>			
Per Initial Termination	TZU4X		
N-MSA		3,250.00	1,500.00
Price Band 4		3,250.00	1,500.00
Price Band 5		3,250.00	1,500.00
Price Band 6		3,250.00	1,500.00
Per Subsequent Termination	TYH4X		
N-MSA		900.00	1,100.00
Price Band 4		900.00	1,100.00
Price Band 5		900.00	1,100.00
Price Band 6		900.00	1,100.00

Service availability limited. Refer to # footnote on Page 16-104.

(N)

(Issued under Transmittal No. 862)

Issued: September 20, 2007

Effective: October 5, 2007

Vice President, Federal Regulatory
1300 I Street, NW, Washington, DC 20005

(T)

(T)

ACCESS SERVICE

16. Packet Data Services (Cont'd)16.7 Channel Extension Service# (Cont'd)

(T)

16.7.6 Rates and Charges (Cont'd)(A) **Repeater Backbone Architecture** (Cont'd)(2) **Channel Mileage**

		Monthly Rate	
		Fixed	Per Mile
<u>3 Year</u>	1Y9LS		
N-MSA		20.00	135.00
Price Band 4		20.00	135.00
Price Band 5		20.00	135.00
Price Band 6		20.00	135.00
<u>5 Year</u>	1Y97S		
N-MSA		15.00	100.00
Price Band 4		15.00	100.00
Price Band 5		15.00	100.00
Price Band 6		15.00	100.00

Service availability limited. Refer to # footnote on Page 16-104.

(N)

(Issued under Transmittal No. 862)

Issued: September 20, 2007

Effective: October 5, 2007

Vice President, Federal Regulatory
1300 I Street, NW, Washington, DC 20005

(T)

(T)

ACCESS SERVICE

16. Packet Data Services (Cont'd)16.7 Channel Extension Service# (Cont'd)

(T)

16.7.6 Rates and Charges (Cont'd)(A) **Repeater Backbone Architecture** (Cont'd)(3) **Repeater**

	<u>USOC</u>	<u>Monthly Rate</u>	<u>Nonrecurring Charge</u>
<u>3 Year</u>			
Per Initial Circuit	RP613		
N-MSA		1,700.00	N/A
Price Band 4		1,700.00	N/A
Price Band 5		1,700.00	N/A
Price Band 6		1,700.00	N/A
Per Subsequent Circuit	RP6A3		
N-MSA		800.00	N/A
Price Band 4		800.00	N/A
Price Band 5		800.00	N/A
Price Band 6		800.00	N/A
<u>5 Year</u>			
Per Initial Circuit	RP615		
N-MSA		1,500.00	N/A
Price Band 4		1,500.00	N/A
Price Band 5		1,500.00	N/A
Price Band 6		1,500.00	N/A
Per Subsequent Circuit	RP6A5		
N-MSA		600.00	N/A
Price Band 4		600.00	N/A
Price Band 5		600.00	N/A
Price Band 6		600.00	N/A

Service availability limited. Refer to # footnote on Page 16-104.

(N)

(Issued under Transmittal No. 862)

Issued: September 20, 2007

Effective: October 5, 2007

Vice President, Federal Regulatory
1300 I Street, NW, Washington, DC 20005

(T)

(T)

ACCESS SERVICE

16. Packet Data Services (Cont'd)16.7 Channel Extension Service# (Cont'd)

(T)

16.7.6 Rates and Charges (Cont'd)(B) **Dense Wave Division Multiplexing Backbone Architecture**(1) **Channel Terminations**

	<u>USOC</u>	<u>Monthly Rate</u>	<u>Nonrecurring Charge</u>
<u>3 Year</u>			
Per Initial Termination	TZUQX		
N-MSA		\$4,600.00	\$1,000.00
Price Band 4		4,600.00	1,000.00
Price Band 5		4,600.00	1,000.00
Price Band 6		4,600.00	1,000.00
Per Subsequent Termination	TYHQX		
N-MSA		900.00	500.00
Price Band 4		900.00	500.00
Price Band 5		900.00	500.00
Price Band 6		900.00	500.00
<u>5 Year</u>			
Per Initial Termination	TZURX		
N-MSA		4,500.00	1,000.00
Price Band 4		4,500.00	1,000.00
Price Band 5		4,500.00	1,000.00
Price Band 6		4,500.00	1,000.00
Per Subsequent Termination	TYHRX		
N-MSA		750.00	500.00
Price Band 4		750.00	500.00
Price Band 5		750.00	500.00
Price Band 6		750.00	500.00

Service availability limited. Refer to # footnote on Page 16-104.

(N)

(Issued under Transmittal No. 862)

Issued: September 20, 2007

Effective: October 5, 2007

Vice President, Federal Regulatory
1300 I Street, NW, Washington, DC 20005

(T)

(T)

ACCESS SERVICE

16. Packet Data Services (Cont'd)16.7 Channel Extension Service# (Cont'd)

(T)

16.7.6 Rates and Charges (Cont'd)(B) **Dense Wave Division Multiplexing Backbone Architecture** (Cont'd)(2) **Channel Mileage**

	USOC	Monthly Rate	
		Fixed	Per Mile
<u>3 Year</u>	1YAJ5		
N-MSA		\$20.00	\$135.00
Price Band 4		20.00	135.00
Price Band 5		20.00	135.00
Price Band 6		20.00	135.00
<u>5 Year</u>	1YAK5		
N-MSA		15.00	100.00
Price Band 4		15.00	100.00
Price Band 5		15.00	100.00
Price Band 6		15.00	100.00

(3) **Redundant Path Switching**

	USOC	Monthly Rate	Nonrecurring Charge
<u>3 Year</u>			
Per Network	RP8E3		
N-MSA		600.00	N/A
Price Band 4		600.00	N/A
Price Band 5		600.00	N/A
Price Band 6		600.00	N/A
<u>5 Year</u>			
Per Network	RP8E5		
N-MSA		500.00	N/A
Price Band 4		500.00	N/A
Price Band 5		500.00	N/A
Price Band 6		500.00	N/A

Service availability limited. Refer to # footnote on Page 16-104.

(N)

(Issued under Transmittal No. 862)

Issued: September 20, 2007

Effective: October 5, 2007

Vice President, Federal Regulatory
1300 I Street, NW, Washington, DC 20005

(T)

(T)

ACCESS SERVICE

16. Packet Data Services (Cont'd)

16.8 Reserved for Future Use

(T)

(D)

(D)

(Issued under Transmittal No. 722)

Issued: July 31, 2006

Effective: August 15, 2006

Vice President, Federal Regulatory
1300 I Street, NW, Washington, DC 20005

ACCESS SERVICE

16. Packet Data Services (Cont'd)

(D)

(D)

(Issued under Transmittal No. 722)

Issued: July 31, 2006

Effective: August 15, 2006

Vice President, Federal Regulatory
1300 I Street, NW, Washington, DC 20005

ACCESS SERVICE

16. Packet Data Services (Cont'd)

(D)

(D)

(Issued under Transmittal No. 722)

Issued: July 31, 2006

Effective: August 15, 2006

Vice President, Federal Regulatory
1300 I Street, NW, Washington, DC 20005

ACCESS SERVICE

16. Packet Data Services (Cont'd)

(D)

(D)

(Issued under Transmittal No. 722)

Issued: July 31, 2006

Effective: August 15, 2006

Vice President, Federal Regulatory
1300 I Street, NW, Washington, DC 20005

ACCESS SERVICE

16. Packet Data Services (Cont'd)

(D)

(D)

(Issued under Transmittal No. 722)

Issued: July 31, 2006

Effective: August 15, 2006

Vice President, Federal Regulatory
1300 I Street, NW, Washington, DC 20005

ACCESS SERVICE

16. Packet Data Services (Cont'd)

(D)

(D)

(Issued under Transmittal No. 722)

Issued: July 31, 2006

Effective: August 15, 2006

Vice President, Federal Regulatory
1300 I Street, NW, Washington, DC 20005

(T)

(T)

ACCESS SERVICE

16. Packet Data Services (Cont'd)

(D)

(D)

(Issued under Transmittal No. 722)

Issued: July 31, 2006

Effective: August 15, 2006

Vice President, Federal Regulatory
1300 I Street, NW, Washington, DC 20005

ACCESS SERVICE

16. Packet Data Services (Cont'd)

(D)

(D)

(Issued under Transmittal No. 722)

Issued: July 31, 2006

Effective: August 15, 2006

Vice President, Federal Regulatory
1300 I Street, NW, Washington, DC 20005

ACCESS SERVICE

16. Packet Data Services (Cont'd)

(D)

(D)

(Issued under Transmittal No. 722)

Issued: July 31, 2006

Effective: August 15, 2006

Vice President, Federal Regulatory
1300 I Street, NW, Washington, DC 20005

ACCESS SERVICE

16. Packet Data Services (Cont'd)

(D)

(D)

(Issued under Transmittal No. 722)

Issued: July 31, 2006

Effective: August 15, 2006

Vice President, Federal Regulatory
1300 I Street, NW, Washington, DC 20005

ACCESS SERVICE

16. Packet Data Services (Cont'd)

(D)

(D)

(Issued under Transmittal No. 722)

Issued: July 31, 2006

Effective: August 15, 2006

Vice President, Federal Regulatory
1300 I Street, NW, Washington, DC 20005

ACCESS SERVICE

16. Packet Data Services (Cont'd)

(D)

(D)

(Issued under Transmittal No. 722)

Issued: July 31, 2006

Effective: August 15, 2006

Vice President, Federal Regulatory
1300 I Street, NW, Washington, DC 20005

ACCESS SERVICE

16. Packet Data Services (Cont'd)

(D)

(D)

(Issued under Transmittal No. 722)

Issued: July 31, 2006

Effective: August 15, 2006

Vice President, Federal Regulatory
1300 I Street, NW, Washington, DC 20005

ACCESS SERVICE

16. Packet Data Services (Cont'd)

(D)

(D)

(Issued under Transmittal No. 722)

Issued: July 31, 2006

Effective: August 15, 2006

Vice President, Federal Regulatory
1300 I Street, NW, Washington DC 20005

ACCESS SERVICE

16. Packet Data Services (Cont'd)

(D)

(D)

(Issued under Transmittal No. 722)

Issued: July 31, 2006

Effective: August 15, 2006

Vice President, Federal Regulatory
1300 I Street, NW, Washington, DC 20005

ACCESS SERVICE

16. Packet Data Services (Cont'd)

(D)

(D)

(Issued under Transmittal No. 722)

Issued: July 31, 2006

Effective: August 15, 2006

Vice President, Federal Regulatory
1300 I Street, NW, Washington, DC 20005

ACCESS SERVICE

16. Packet Data Services (Cont'd)

(D)

(D)

(Issued under Transmittal No. 722)

Issued: July 31, 2006

Effective: August 15, 2006

Vice President, Federal Regulatory
1300 I Street, NW, Washington, DC 20005

ACCESS SERVICE

16. Packet Data Services (Cont'd)

(D)

(D)

(Issued under Transmittal No. 722)

Issued: July 31, 2006

Effective: August 15, 2006

Vice President, Federal Regulatory
1300 I Street, NW, Washington, DC 20005

ACCESS SERVICE

16. Packet Data Services (Cont'd)

16.9 Reserved for Future Use

(T)

(D)

(D)

(Issued under Transmittal No. 722)

Issued: July 31, 2006

Effective: August 15, 2006

Vice President, Federal Regulatory
1300 I Street, NW, Washington, D.C. 20005

ACCESS SERVICE

16. Packet Data Services (Cont'd)

(D)

(D)

(Issued under Transmittal No. 722)

Issued: July 31, 2006

Effective: August 15, 2006

Vice President, Federal Regulatory
1300 I Street, NW, Washington, D.C. 20005

ACCESS SERVICE

16. Packet Data Services (Cont'd)

(D)

(D)

(Issued under Transmittal No. 722)

Issued: July 31, 2006

Effective: August 15, 2006

Vice President, Federal Regulatory
1300 I Street, NW, Washington, D.C. 20005

ACCESS SERVICE

16. Packet Data Services (Cont'd)

(D)

(D)

(Issued under Transmittal No. 722)

Issued: July 31, 2006

Effective: August 15, 2006

Vice President, Federal Regulatory
1300 I Street, NW, Washington, D.C. 20005

ACCESS SERVICE

16. Packet Data Services (Cont'd)

(D)

(D)

(Issued under Transmittal No. 722)

Issued: July 31, 2006

Effective: August 15, 2006

Vice President, Federal Regulatory
1300 I Street, NW, Washington, D.C. 20005

ACCESS SERVICE

16. Packet Data Services (Cont'd)

(D)

(D)

(Issued under Transmittal No. 722)

Issued: July 31, 2006

Effective: August 15, 2006

Vice President, Federal Regulatory
1300 I Street, NW, Washington, D.C. 20005

ACCESS SERVICE

16. Packet Data Services (Cont'd)

(D)

(D)

(Issued under Transmittal No. 722)

Issued: July 31, 2006

Effective: August 15, 2006

Vice President, Federal Regulatory
1300 I Street, NW, Washington, D.C. 20005

ACCESS SERVICE

16. Packet Data Services (Cont'd)

16.10 Reserved for Future Use

(T)

(D)

(D)

(Issued under Transmittal No. 722)

Issued: July 31, 2006

Effective: August 15, 2006

Vice President, Federal Regulatory
1300 I Street, NW, Washington, D.C. 20005

ACCESS SERVICE

16. Packet Data Services (Cont'd)

(D)

(D)

(Issued under Transmittal No. 722)

Issued: July 31, 2006

Effective: August 15, 2006

Vice President, Federal Regulatory
1300 I Street, NW, Washington, D.C. 20005

ACCESS SERVICE

16. Packet Data Services (Cont'd)

(D)

(D)

(Issued under Transmittal No. 722)

Issued: July 31, 2006

Effective: August 15, 2006

Vice President, Federal Regulatory
1300 I Street, NW, Washington, D.C. 20005

ACCESS SERVICE

16. Packet Data Services (Cont'd)

(D)

(D)

(Issued under Transmittal No. 722)

Issued: July 31, 2006

Effective: August 15, 2006

Vice President, Federal Regulatory
1300 I Street, NW, Washington, D.C. 20005

ACCESS SERVICE

16. Packet Data Services (Cont'd)

(D)

(D)

(Issued under Transmittal No. 722)

Issued: July 31, 2006

Effective: August 15, 2006

Vice President, Federal Regulatory
1300 I Street, NW, Washington, D.C. 20005

ACCESS SERVICE

16. Packet Data Services (Cont'd)

(D)

(D)

(Issued under Transmittal No. 722)

Issued: July 31, 2006

Effective: August 15, 2006

Vice President, Federal Regulatory
1300 I Street, NW, Washington, D.C. 20005

ACCESS SERVICE

16. Packet Data Services (Cont'd)

16.11 Transparent LAN Service#

This service is offered to customers in the State of New Jersey and in the New Jersey and New York Corridor, as described in Section 14.3.2 preceding.

(A) General

- (1) Transparent LAN Service (TLS) is a high speed data service which provides Ethernet transport within a LATA and within the New Jersey and New York Corridor (Ethernet TLS) or allows interconnection of Ethernet TLS as described herein between LATAs (National TLS). Ethernet TLS is provided over a shared network and utilizes FDDI, ATM, Gigabit Ethernet or a combination, to transport the customers' data between customer locations within a LATA and within the New Jersey and New York Corridor. National TLS interconnects Ethernet TLS with an Interexchange Carrier or other Service Provider, allowing the customers' data to be transported to a different Ethernet TLS in a different LATA by use of National TLS Ethernet Virtual Circuits across the Telephone Company's Multi-Protocol Label Switching network ("National TLS Network").

Ethernet TLS is available in two service types: Ethernet Multipoint Service (EMS) and Ethernet Relay Service (ERS). EMS is a connection-less Ethernet TLS service that allows connectivity among multiple customer designated locations within a LATA. ERS is a connection-oriented Ethernet TLS service that allows point-to-point connectivity between customer designated locations within a LATA.

EMS and ERS are available in two interfaces: User to Network Interface (UNI) or Network to Network Interface (NNI). Ethernet Virtual Circuits (Ethernet TLS EVCs), which are available with the ERS service type only, are required to create point-to-point virtual connections.

(x)
|
(x)

- # Effective March 30, 2007, orders for new TLS are no longer permitted. The Telephone Company will continue to provide TLS pursuant to this Section 16.11 on any existing Ethernet TLS or National TLS that is in-service as of March 30, 2007, or any order for Ethernet TLS or National TLS that is placed with the Telephone Company prior to March 29, 2007 (collectively, Existing Ethernet TLS or Existing National TLS, as applicable), subject to the following conditions:

- a. The Telephone Company will continue to provide Existing Ethernet TLS to a term plan customer for an additional six (6) months beyond the expiration date of the customer's current commitment period, or until the customer replaces the Existing Ethernet TLS with a comparable Telephone Company provided service, or discontinues service, whichever comes first. Moves, additions, and/or changes are not permitted. (x)
- b. The Telephone Company will continue to provide Existing Ethernet TLS purchased on a month-to-month basis until September 30, 2007, or until the customer replaces the Existing Ethernet TLS with a comparable Telephone Company provided service, or discontinues service, whichever comes first. Moves, additions, and/or changes are not permitted. (x)
- c. The Telephone Company will continue to provide Existing National TLS to a term plan customer until the customer replaces the Existing National TLS with a comparable Telephone Company provided service, discontinues service, or until the service is withdrawn from the Tariff, whichever comes first. Moves, additions, and/or changes are not permitted. (x)

(x) Issued under authority of Special Permission No. 08-019 of the Federal Communications Commission to withdraw material pending under Transmittal No. 952 and to reinstate material currently in effect

(Issued under Transmittal No. 957)

Issued: October 1, 2008

Effective: October 2, 2008

Vice President, Federal Regulatory
1300 I Street, NW, Washington, D.C. 20005

ACCESS SERVICE

16. Packet Data Services (Cont'd)16.11 Transparent LAN Service# (Cont'd)(A) General

(1) (Cont'd)

- (a) The UNI Port With Access Line Connection consists of a dedicated fiber pair that provides a link from the customer's premises to one of the Telephone Company's TLS nodes/switches and the appropriate port interface connection. If the serving wire center of the customer is not a Telephone Company TLS node/switch, Interoffice Mileage applies from the serving wire center to the TLS node/switch.
- (b) The NNI Port Only Connection provides a port Interface connection from an interexchange carrier's network or service provider's point of presence to one of the Telephone Company's TLS switches.
- (c) The Ethernet TLS EVC provides an Ethernet point-to-point virtual connection between customer locations.

UNIs, NNIs and Ethernet TLS EVCs are further described in (B) following.

National TLS consists of two service components: National TLS Ethernet Virtual Circuit (National TLS EVC) and Telephone Company provided Internet Protocol Interface (IP Interface). National TLS EVCs and IP Interface are further described in (B)(2) following.

- (2) Ethernet TLS creates a network with the ability to function as a shared public network. The customer must select either Ethernet Multipoint Service (EMS) or Ethernet Relay Service (ERS) as the service type for each domain.

With the EMS service type, Ethernet TLS protects data privacy by using closed user groups (CUGs), also known as virtual LANs. CUGs or virtual LANs are used to provide traffic separation, privacy and security between customers on the shared switch and backbone. When Ethernet TLS is used to access the National TLS Network, CUGs or virtual LANs are between a customer designated premises and the National TLS Network. Subscribers in a CUG can only access their own data. An EMS domain is comprised of the access lines designated by the customer to be included in a closed user group (CUG) or virtual LAN. EMS provides multipoint-to-multipoint connectivity among all of the customer's access lines within a given domain. (D)

With the ERS service type, Ethernet TLS EVCs provide point-to-point virtual connectivity between two customer access lines, between a customer's access line and an NNI, between a customer's access line and a National TLS EVC. An ERS domain is comprised of the Ethernet TLS EVCs (one Ethernet TLS EVC = one virtual LAN) designated by the customer to be included in the ERS domain. (D)

A customer may have more than one domain within a LATA, but connections between EMS domains or between domains of different service types are not permitted.

Service availability limited. Refer to # footnote on Page 5-136.

(Issued under Transmittal No. 1067)

Issued: January 13, 2010

Effective: January 28, 2010

Vice President, Federal Regulatory
1300 I Street, NW, Washington, D.C. 20005

ACCESS SERVICE

16. Packet Data Services (Cont'd)

16.11 Transparent LAN Service# (Cont'd)

(x)

(x)

(B) Service Components

(1) Ethernet TLS

The major components of Ethernet TLS are:

- (a) UNI Port With Access Line Connections are available in the following configurations:
 - (i) EMS - Standard UNI Port With Access Line Connection
 - (ii) ERS - Standard UNI Port With Access Line Connection
 - (iii) EMS - Real Time (RT) UNI Port With Access Line Connection
 - (iv) ERS - Premier UNI Port With Access Line Connection
- (b) NNI Port Only Connection(s) are available in the following configuration:
 - (i) 1000 Mbps (1 Gbps) via a single port interface
- (c) Ethernet Virtual Circuit (Ethernet TLS EVC)
- (d) Interoffice Mileage
- (e) Domain/Ethernet TLS EVC/LAN Extension Equipment Charges
- (f) Optional Features

(a) UNI Port With Access Line Connection

- (i) EMS - Standard UNI Port With Access Line Connection

EMS - Standard UNI Port With Access Line Connections, which are available at 10, 100 and 1000 Mbps, provide connectivity between the customer premises and the serving wire center. EMS - Standard UNI Port With Access Line Connections are only available where facilities and conditions permit. Connectivity can be established only between/among UNI/NNIs of the same service type.

- (ii) ERS - Standard UNI Port With Access Line Connection

ERS - Standard UNI Port With Access Line Connections, which are available at 10, 100 and 1000 Mbps, provide connectivity between the Customer premises and the serving wire center. ERS - Standard UNI Port With Access Line Connections are only available where facilities and conditions permit. Connectivity can be established only between/among UNI/NNIs of the same service type. ERS - Standard UNI Port With Access Line Connection requires purchase of Standard ERS EVCs, as described in Section 16.11(B)(1)(f) following, in order to establish point-to-point connectivity among the Customer's access lines.

Service availability limited. Refer to # footnote on Page 5-136.

(x) Issued under authority of Special Permission No. 08-019 of the Federal Communications Commission to withdraw material pending under Transmittal No. 952 and to reinstate material currently in effect

(Issued under Transmittal No. 957)

Issued: October 1, 2008

Effective: October 2, 2008

Vice President, Federal Regulatory
1300 I Street, NW, Washington, D.C. 20005

ACCESS SERVICE

16. Packet Data Services (Cont'd)16.11 Transparent LAN Service# (Cont'd)

(T)

(B) Service Components (Cont'd)(1) Ethernet TLS (Cont'd)

(a) UNI Port With Access Line Connection (Cont'd)

(iii) EMS - Real Time (RT) UNI Port With Access Line Connection

EMS - RT UNI Port With Access Line Connections, which are available at 100 Mbps or 1,000 Mbps, provide connectivity between the Customer premises and the serving wire center. This enhanced service class configures a fixed portion of the UNI to be configured for Real Time Traffic, where each 100 Mbps UNI has a Committed Information Rate (CIR) equal to 2 Mbps and an Excess Information Rate (EIR) equal to 0 and where each 1,000 Mbps UNI has CIR equal to 10 MBPS and EIR equal to 0. The remainder of the UNI can be used for CIR = 0 with EIR = 0 traffic. Connectivity can be established between/among EMS service types (RT and Standard) but not between EMS and ERS service types.

(iv) ERS - Premier UNI Port With Access Line Connection

ERS - Premier UNI Port With Access Line Connections, which are available at 100 Mbps or 1,000 Mbps, provide connectivity between the Customer premises and the serving wire center. ERS - Premier UNI Port With Access Line Connection requires some combination of ERS-B, ERS-PD, and/or ERS-RT EVC service classes, as described in Section 16.11(B)(1)(f) following, in order to establish point-to-point connectivity among the Customer's access lines. A Customer cannot mix ERS-Premier UNI ports with any other UNI type.

All of the following requirements must be met in order to provision ERS - Premier UNI Port with Access Line Connections:

The percentage allocated for EVC bandwidth for ERS-B is less than or equal to 500% of UNI Speed; and

The percentage allocated for EVC bandwidth for ERS-PD is less than or equal to 100% of UNI Speed; and

The percentage allocated for EVC bandwidth for ERS-RT is less than or equal to 50% of UNI Speed; and

The percentage allocated for EVC bandwidth for ERS-PD and ERS-RT is less than or equal to 100% of UNI Speed; and

The percentage allocated for EVC bandwidth for ERS-B and ERS-PD and ERS-RT is less than or equal to 600% of UNI Speed.

Service availability limited. Refer to # footnote on Page 5-136.

(N)

(Issued under Transmittal No. 785)

Issued: March 15, 2007

Effective: March 30, 2007

Vice President, Federal Regulatory
1300 I Street, NW, Washington, D.C. 20005

ACCESS SERVICE

16. Packet Data Services (Cont'd)16.11 Transparent LAN Service# (Cont'd)

(T)

(B) Service Components (Cont'd)

(1) Ethernet TLS (Cont'd)

(a) UNI Port With Access Line Connection (Cont'd)

(iv) ERS - Premier UNI Port With Access Line Connection (Cont'd)

ERS - Premier UNI Port With Access Line Connection are offered at the following CLLIs.

<u>State</u>	<u>CLLI</u>
NJ	CMDNNJCE
NJ	ELZBNJEL
NJ	FRHDNJFH
NJ	FRLNNJFL
NJ	HCKNNJHK
NJ	IVTNNJES
NJ	JRCYNJJO
NJ	MDTWNJMD
NJ	NBWKNJNB
NJ	NWRKNJ02
NJ	PLFDNJPF
NJ	PSVLNJPL
NJ	RHWYNJRA
NJ	RMSYNJRM
NJ	TRENNJTE
NJ	WDBDNJWD
NJ	WOVLNJWO

(b) Network to Network Interface (NNI) Port Only Connection

The TLS NNI Port Only configuration is used for connecting two networks together for bidirectional messaging and is available on a private basis only. NNI Port Only Connections are available as either EMS or ERS. Connectivity can be established only between/among UNI/NNIs of the same service type.

Service availability limited. Refer to # footnote on Page 5-136.

(N)

(Issued under Transmittal No. 785)

Issued: March 15, 2007

Effective: March 30, 2007

Vice President, Federal Regulatory
1300 I Street, NW, Washington, D.C. 20005

ACCESS SERVICE

16. Packet Data Services (Cont'd)16.11 Transparent LAN Service# (Cont'd)

(T)

(B) Service Components (Cont'd)(1) Ethernet TLS (Cont'd)(c) Ethernet Virtual Circuit (Ethernet TLS EVC) (Cont'd)

The number of EVCs permitted on each ERS - Standard UNI Port With Access Line Connection and/or ERS Premier UNI Port With Access Line Connection is limited as follows:

10 Mbps	=	2 EVCs
100 Mbps	=	No more than 10 EVCs
1000 Mbps	=	No more than 75 EVCs

Ethernet TLS EVCs are available with the following classes of service:

ERS Standard - This service class is available with ERS - Standard UNI Port With Access Line Connections at 10, 100 and 1000 Mbps. ERS Standard is designed for Customer applications that do not require a Committed Information Rate (CIR) or low delay, where CIR equals 0 and Excess Information Rate (EIR) equals the number of Mbps of the selected ERS-Standard EVC service class.

ERS Basic (ERS-B): This service class is available with ERS - Premier UNI Port With Access Line Connections at various bandwidths between 1 Mbps and 1000 Mbps. ERS-B is designed for Customer applications that do not require a CIR or low delay, where the CIR equals 0 and EIR equals the number of Mbps of the selected ERS-B EVC service class.

ERS-Priority Data (ERS-PD): This service class is available with ERS - Premier UNI Port With Access Line Connections at various bandwidths between 1 Mbps and 500 Mbps. ERS-PD is designed for Customer applications which do not require low delay, but require a CIR, where the CIR equals the number of Mbps of the selected ERS-PD EVC service class and EIR equals the number of Mbps of the selected ERS-PD EVC service class.

ERS-Real Time (ERS-RT): This service class is available with ERS - Premier UNI Port With Access Line Connections at various bandwidths between 1 Mbps and 100 Mbps. ERS-RT is designed for Customer applications which require a CIR and low delay for some portion of their traffic, where CIR equals the number of Mbps of the selected ERS-RT EVC service class and EIR equals 0.

Service availability limited. Refer to # footnote on Page 5-136.

(N)

(Issued under Transmittal No. 785)

Issued: March 15, 2007

Effective: March 30, 2007

Vice President, Federal Regulatory
1300 I Street, NW, Washington, D.C. 20005

ACCESS SERVICE

16. Packet Data Services (Cont'd)16.11 Transparent LAN Service# (Cont'd)

(T)

(B) Service Components (Cont'd)(1) Ethernet TLS (Cont'd)(c) Ethernet Virtual Circuit (Ethernet TLS EVC) (Cont'd)

Each ERS EVC can include up to three service classes (ERS-B, ERS-PD and ERS-RT) as described preceding, subject to the threshold requirements specified in Section 16.11(B)(1)(a)(iv) preceding. The Customer will be required to identify the Basic, PD and RT Class of Service Ethernet frames by one of the following choices: setting the VLAN Class of Service (CoS) ID (for 802.1q tagged Ethernet Frames), or setting the DiffServ Code Point (DSCP) (for tagged or untagged Ethernet frames) or setting the VLAN ID (for tagged or untagged Ethernet frames), appropriately. The Telephone Company provides no performance guarantees or Credit Allowances due to performance levels defined in these Classes of Service.

Service availability limited. Refer to # footnote on Page 5-136.

(N)

(Issued under Transmittal No. 785)

Issued: March 15, 2007

Effective: March 30, 2007

Vice President, Federal Regulatory
1300 I Street, NW, Washington, D.C. 20005

ACCESS SERVICE

16. Packet Data Services (Cont'd)16.11 Transparent LAN Service# (Cont'd)

(T)

(B) Service Components (Cont'd)(1) Ethernet TLS (Cont'd)(d) Interoffice Mileage

If customer's normal serving wire center is not equipped with TLS equipment, customer may obtain service from a TLS equipped wire center by ordering interoffice mileage. Interoffice mileage charges will apply in addition to TLS UNI/NNI charges. The dB loss cannot exceed the maximum allowable range, as specified in (D)(2) following.

The Telephone Company has no obligation to notify the customer when TLS equipment is deployed in customer's normal serving wire center or in a serving wire center that is closer to the customer's normal serving wire center. Should the customer decide to initiate a move of its TLS facilities when service becomes available in its normal serving wire center or a closer serving wire center, the regulations set forth in (E)(11) following will apply.

(e) Domain/Ethernet TLS EVC/LAN Extension Equipment Changes

A domain change is the reassignment of the customer's computer data to different virtual LAN, at the customer's request. The change is accomplished via software changes in the Telephone Company's database.

An Ethernet TLS EVC change is any change in the bandwidth of an Ethernet TLS EVC.

LAN extension equipment changes, other than for maintenance or repair, involve the physical replacement of Telephone Company-provided network interface on an existing TLS access line, at the same location on the customer's premises.

Service availability limited. Refer to # footnote on Page 5-136.

(N)

(Issued under Transmittal No. 785)

Issued: March 15, 2007

Effective: March 30, 2007

Vice President, Federal Regulatory
1300 I Street, NW, Washington, D.C. 20005

ACCESS SERVICE

16. Packet Data Services (Cont'd)16.11 Transparent LAN Service# (Cont'd)

(T)

(B) Service Components (Cont'd)

(1) Ethernet TLS (Cont'd)

(f) Optional Features

1. Customer Service Management (CSM)

CSM is an optional feature that provides customers with web-based reports. The reports give the customer the ability to extract "read-only" network traffic information, enabling them to monitor and manage their network performance. Network traffic information is not available on any EVC mapped to an NNI. CSM is provided per customer domain.

CSM is available where conditions and facilities permit. CSM is not available with National TLS.

The Telephone Company reserves the right to temporarily interrupt CSM for maintenance, for software upgrades and in emergency situations.

Service availability limited. Refer to # footnote on Page 5-136.

(N)

(Issued under Transmittal No. 785)

Issued: March 15, 2007

Effective: March 30, 2007

Vice President, Federal Regulatory
1300 I Street, NW, Washington, D.C. 20005

ACCESS SERVICE

16. Packet Data Services (Cont'd)16.11 Transparent LAN Service# (Cont'd)

(T)

(B) Service Components (Cont'd)(2) National TLS

National TLS consists of two service components: National TLS Ethernet Virtual Circuits (National TLS EVCs) and IP Interface.

(a) National TLS Ethernet Virtual Circuits (National TLS EVCs)

The National TLS EVC provides a point-to-point virtual connection from Ethernet TLS into the National TLS Network where it physically connects to an IP Interface on the Telephone Company's network. National TLS EVCs are available at 4, 6, 8, 10, 20, 30, 40, 50, 60, 70, 80, 90, 100, 200, 300, 400, 500 and 600 Mbps and only where facilities and conditions permit.

The customer must utilize suitable Ethernet TLS access facilities to connect to the National TLS EVC on the National TLS Network.

The customer's selection for speed and/or service performance issues on the Ethernet TLS access facilities may impact the performance of National TLS. The associated regulations, rates and charges for Ethernet TLS apply for such access facilities.

(b) IP Interface

An IP Interface is an Internet Protocol service consisting of a port on a LATA Core Router that provides an interface to the Telephone Company's IP network. The IP Interface is available subject to technical specifications and operational feasibility, as determined by the Telephone Company. Technical specifications for an IP Interface are as set forth in Section 22.2.7 following.

Service availability limited. Refer to # footnote on Page 5-136.

(N)

(Issued under Transmittal No. 785)

Issued: March 15, 2007

Effective: March 30, 2007

Vice President, Federal Regulatory
1300 I Street, NW, Washington, D.C. 20005

ACCESS SERVICE

16. Packet Data Services (Cont'd)16.11 Transparent LAN Service# (Cont'd)

(T)

(B) Service Components (Cont'd)

(2) National TLS

(c) Availability

Subject to the availability of equipment and facilities, National TLS EVCs are offered in the following LATAs. To determine what points are within a specific LATA, refer to the Local Exchange Routing Guide (LERG).

LATA

222

224

Subject to general regulations contained in Section 2 preceding, National TLS will be provided seven days a week, 24 hours a day, with the exception specified in (D)(7) following.

Service availability limited. Refer to # footnote on Page 5-136.

(N)

(Issued under Transmittal No. 785)

Issued: March 15, 2007

Effective: March 30, 2007

Vice President, Federal Regulatory
1300 I Street, NW, Washington, D.C. 20005

ACCESS SERVICE

16. Packet Data Services (Cont'd)

16.11 Transparent LAN Service# (Cont'd)

(C) Technical Specifications

The technical specifications for Ethernet TLS are delineated in
Technical References IEEE 802.3-2005/Cor2/D2.0-2007 and IEEE
802.1Q-2005/Cor1-2008.

(C)(x)
(C)(x)

- (x) IEEE 802.3-2005/Cor2/D2.0-2007 replaces IEEE802.3-2002 in its entirety.
IEEE 802.1Q-2005/Cor1-2008 replaces IEEE802.1Q in its entirety.

Service availability limited. Refer to # footnote on Page 5-136.

(Issued under Transmittal No. 1037)

Issued: August 27, 2009

Effective: September 11, 2009

Vice President, Federal Regulatory
1300 I Street, NW, Washington, D.C. 20005

ACCESS SERVICE

16. Packet Data Services (Cont'd)16.11 Transparent LAN Service# (Cont'd)

(T)

(B) Service Components (Cont'd)

(1) Ethernet TLS (Cont'd)

(b) Network to Network Interface (NNI) Port Only Connection (Cont'd)

NNI Port Only Connections are available at the speed of 1000 Mbps (1 Gbps) with a single port interface.

NNI Port Only Connections can only be accessed via:

- (i) LAN Extension Service, subject to the regulations, rates and charges specified in Section 7 of this tariff. The channel speed of the LAN Extension Service channel must be sufficient to accommodate the NNI Port speed. The commitment period for the NNI Port Only Connection must be the same as the commitment period of the corresponding LAN Extension Service.

Service availability limited. Refer to # footnote on Page 5-136.

(N)

(Issued under Transmittal No. 785)

Issued: March 15, 2007

Effective: March 30, 2007

Vice President, Federal Regulatory
1300 I Street, NW, Washington, D.C. 20005

ACCESS SERVICE

16. Packet Data Services (Cont'd)16.11 Transparent LAN Service# (Cont'd)

(T)

(B) Service Components (Cont'd)

(1) Ethernet TLS (Cont'd)

(b) Network to Network Interface (NNI) Port Only Connection (Cont'd)

(ii) Collocated Interconnection Service (CIS), subject to the regulations, rates and charges for cross-connection to a physical or virtual CIS arrangement specified in Section 19 of this tariff. Customer must provide connecting facility assignment (CFA) to which NNI will be cross connected in such an arrangement. The connection between a CIS and TLS must occur within the same Telephone Company wire center, except when LAN Extension Service, Verizon Optical Networking, Telephone Company provided dedicated fiber transport with network interface device, or Telephone Company provided ethernet private line service are used to provide the transport between a CIS and a TLS NNI Port Only Connection that are not in the same wire center.

(T)

(C)

|

(C)

(iii) Verizon Optical Networking, subject to the regulations, rates and charges specified in Section 7 of this tariff. The channel speed of the Verizon Optical Networking service channel must be sufficient to accommodate the NNI Port speed. The commitment period for the NNI Port Only Connection must be the same as the commitment period of the corresponding Verizon Optical Networking service.

(iv) Telephone Company provided dedicated fiber transport with network interface device, where such access is technically and operationally feasible, as determined by the Telephone Company.

(N)

(v) Telephone Company provided ethernet private line service, where such access is technically and operationally feasible, as determined by the Telephone Company.

(N)

(c) Ethernet Virtual Circuit (Ethernet TLS EVC)

Ethernet TLS EVCs, which are available in various bandwidths, provide point-to-point virtual Ethernet connectivity between two UNIs, between a UNI and an NNI, between a UNI and a National TLS EVC, or between a UNI and an IP-VPN i-VC. Ethernet TLS EVCs are only available with ERS.

Service availability limited. Refer to # footnote on Page 5-136.

(N)

(Issued under Transmittal No. 785)

Issued: March 15, 2007

Effective: March 30, 2007

Vice President, Federal Regulatory
1300 I Street, NW, Washington, D.C. 20005

ACCESS SERVICE

16. Packet Data Services (Cont'd)16.11 Transparent LAN Service# (Cont'd)

(T)

(D) Terms and Conditions

- (1) A typical Ethernet TLS network will be limited to central offices in a specific geographic location. Customers gain access to the shared Ethernet TLS network via TLS equipment deployed in the customer's serving wire center.
- (2) Ethernet TLS provided with a UNI is available to customers whose serving wire center is equipped with TLS equipment and whose location is within the maximum allowable range of the serving central office. The maximum allowable range is determined by the dB loss rate so the actual distance between the TLS equipped serving central office and the customer's location may vary due to the facility used in each serving arrangement. The maximum dB loss cannot exceed 20dB @1310nm for 10 Mbps service, 26dB @1310nm for 100 Mbps service, 9.5dB @1330nm for 1000 Mbps, or 22dB @1550nm for 1000 Mbps.
- (3) Ethernet TLS includes:

	When Provided With	
	<u>UNI Interface</u>	<u>NNI Interface</u>
Network Interface Device (NID) at Customer's Premises to terminate the fiber pair.	X	
Dedicated fiber pair from Customer's premises to the serving wire center.	X	
Network management including fault monitoring and diagnostics, performance and network configuration applications, and manual monitoring when necessary.	X	X
A dedicated port on the node/switch.	X	X
One or more Ethernet TLS EVCs (ERS service type only)	X	X
TLS interoffice mileage, where applicable*.	X	
Optional features, if applicable.	X	X

* TLS interoffice mileage will not apply for Ethernet TLS provided with an NNI Interface. However, when LAN Extension Service, Verizon Optical Networking, Telephone Company provided dedicated fiber transport with network interface device or Telephone Company provided ethernet private line service are used to access NNI as specified in 16.11(B)(1)(b) preceding, channel mileage under those services will apply.

Service availability limited. Refer to # footnote on Page 5-136. (N)

(Issued under Transmittal No. 785)

Issued: March 15, 2007

Effective: March 30, 2007

Vice President, Federal Regulatory
1300 I Street, NW, Washington, D.C. 20005

ACCESS SERVICE

16. Packet Data Services (Cont'd)16.11 Transparent LAN Service# (Cont'd)

(T)

(D) Terms and Conditions (Cont'd)(4) Availability of Service

Subject to general regulations contained in Section 2 preceding, Ethernet TLS will be provided seven days a week, 24 hours a day, from wire centers equipped to provide this service with the exception specified in (D)(7) following. Ethernet TLS is available where facilities and conditions permit. Special construction charges may apply.

(5) Ethernet TLS Connections

- (a) The network interface is the LAN interface on the TLS equipment at the customer's premises. The customer is responsible for any inside wire required in connecting the LAN to the TLS equipment.
- (b) The customer is responsible for installation, operation, and maintenance of any customer-provided equipment.
- (c) The Telephone Company has the service responsibility up to and including the network interface.

(6) Limitations

The customer's location must be within the maximum allowable range of the Ethernet TLS equipped wire center.

(7) Maintenance Window

To meet the Ethernet TLS customers' requirements, occasional network upgrades must be performed. These network upgrades are needed to provide improved performance and new features. Generally, these upgrades will be performed between the hours of 11 p.m. and 8 a.m. Network upgrades are planned to provide the customer with reasonable and timely notification in order to minimize any impact on the customer's service.

To meet the National TLS customers' requirements, the Telephone Company performs occasional network upgrades as needed to provide the service and enhancements to the service. Generally, these upgrades will be performed between the hours of 2:00 AM and 6:00 AM on Tuesdays and Thursdays. The Telephone Company cannot guarantee availability of EVCs during such periods that maintenance and network upgrades are being performed.

However, the Telephone Company reserves the right to perform maintenance at any time, at its discretion, when it believes such unscheduled maintenance is necessary to maintain network performance. The Telephone Company will make reasonable effort to provide notice to those customers likely to be affected by such maintenance work.

Service availability limited. Refer to # footnote on Page 5-136.

(N)

(Issued under Transmittal No. 785)

Issued: March 15, 2007

Effective: March 30, 2007

Vice President, Federal Regulatory
1300 I Street, NW, Washington, D.C. 20005

ACCESS SERVICE

16. Packet Data Services (Cont'd)16.11 Transparent LAN Service# (Cont'd)

(T)

(D) Terms and Conditions (Cont'd)

(8) Transmission Mode for Ethernet TLS

The transmission mode supported is dependent on the access rate.
The supported transmission mode for 10 Mbps, 100 Mbps and 1000 Mbps access is full duplex.

(E) Application of Rates

The following rate elements are applicable to TLS:

Ethernet TLS

- UNI Port With Access Line Connection
 - EMS - Standard UNI Port With Access Line Connection
 - ERS - Standard UNI Port With Access Line Connection
 - EMS - Real Time UNI Port With Access Line Connection
 - ERS - Premier UNI Port With Access Line Connection
- NNI Port Only Connection
- Ethernet Virtual Circuit (Ethernet TLS EVC)
 - ERS EVC Setup
 - ERS EVC Standard
 - ERS EVC Bandwidth (Basic, Priority Data and Real Time)
- Interoffice Mileage
- Domain/Ethernet TLS EVC/LAN Extension Equipment Changes
- Optional Features
- Customer Service Management (CSM)

National TLS

- National TLS Ethernet Virtual Circuit (National TLS EVC)
- National TLS Administrative Change Charge
- National TLS EVC Expedite Charge

(1) UNI Port With Access Line Connection

A monthly rate applies on a per-line basis, based on the speed of the access connection (i.e., 10 Mbps, 100 Mbps, or 1000 Mbps). The UNI Port With Access Line Connection is offered on a month-to-month basis or as a 3 Year or 5 Year Term Plan. A nonrecurring charge applies to the installation of the UNI Port With Access Line Connection provided on a month-to-month basis.

(2) NNI Port Only Connection

A monthly rate applies on a per port connection basis. The NNI Port Only Connection is offered on a 3 Year or 5 Year Term Plan. A nonrecurring charge applies to the installation of the NNI Port Only Connection.

(3) Ethernet Virtual Circuit (Ethernet TLS EVC)

For Customers who order the ERS - Standard EVC, a monthly rate and a nonrecurring charge applies on a per ERS EVC - Standard (ERS EVC-Std) basis and varies by the bandwidth selected. The EVC bandwidth must be equal to the lower speed bandwidth of the two end points it is connecting.

Service availability limited. Refer to # footnote on Page 5-136.

(N)

(Issued under Transmittal No. 785)

Issued: March 15, 2007

Effective: March 30, 2007

Vice President, Federal Regulatory
1300 I Street, NW, Washington, D.C. 20005

ACCESS SERVICE

16. Packet Data Services (Cont'd)16.11 Transparent LAN Service# (Cont'd)

(T)

(E) Application of Rates (Cont'd)

(3) Ethernet Virtual Circuit (Ethernet TLS EVC) (Cont'd)

For Customers who order the ERS-B, ERS-PD, or ERS-RT EVC, a monthly rate applies, per Class of Service, on a per EVC basis, and varies by the bandwidth selected. A nonrecurring Setup Charge applies per ERS EVC. A Customer may have more than one Class of Service on the EVC, but only one EVC Setup Charge applies.

(4) Interoffice Mileage

The Interoffice Mileage charge is applied per line based on the Per-Mile charge multiplied by the distance between the customer's serving central office and the nearest TLS equipped central office. The mileage measurement is calculated using the V&H Coordinates method as specified by NATIONAL EXCHANGE CARRIER ASSOCIATION TARIFF F.C.C. No. 4. This monthly charge applies in addition to the applicable rates and charges for the TLS Access Line.

(5) Domain/Ethernet TLS EVC/LAN Extension Equipment Changes

Customer requests for changes in domains, changes in bandwidth of Ethernet TLS EVCs or replacement of LAN extension equipment will be charged a nonrecurring charge per location per change.

(6) Optional Features

(a) Customer Service Management (CSM)

A monthly rate and a nonrecurring charge apply for each CSM arrangement. The customer will be charged on a per domain basis. The nonrecurring charge applies in addition to all other applicable service charges.

(7) National TLS Ethernet Virtual Circuit (National TLS EVC)

A monthly rate applies on a per National TLS EVC basis and is differentiated by the speed of the connection. The National TLS EVC is offered under 1 Year, 2 Year, or 3 Year Term Plans. A nonrecurring charge applies to the installation of a National TLS EVC provided under a 1 Year Term Plan.

Service availability limited. Refer to # footnote on Page 5-136.

(N)

(Issued under Transmittal No. 785)

Issued: March 15, 2007

Effective: March 30, 2007

Vice President, Federal Regulatory
1300 I Street, NW, Washington, D.C. 20005

ACCESS SERVICE

16. Packet Data Services (Cont'd)16.11 Transparent LAN Service# (Cont'd)

(T)

(E) Application of Rates (Cont'd)(9) National TLS Administrative Change Charge

A nonrecurring National TLS Administrative Change Charge applies in the following circumstances:

- When a customer requests a later provisioning due date
- When a customer cancels an order which is already in progress
- When a customer upgrades service in accordance with (14)(c) following
- When a National TLS EVC is remapped at a Customer's request, except when such remapping is required as a result of the disconnection of an IP Interface.

One National TLS Administrative Change Charge shall apply per order.

(10) National TLS EVC Expedite Charge

The Telephone Company offers an expedite capability on National TLS EVCs but does not guarantee that every request will be accepted or expedited per the requested time. When requested by the customer, the National TLS EVC Expedite Charge will apply, on a per National TLS EVC basis, when the Telephone Company meets an interval shorter than the standard interval. The National TLS EVC Expedite Charge is in lieu of the Special Handling Charge set forth in Section 5.2.2(D) preceding.

(11) Minimum Period

The minimum period for Ethernet TLS under the month-to-month plan is nine months. The minimum period for National TLS is twelve months. The regulations applicable to TLS provided under a Term Payment Plan are specified in (13) following.

(12) Moves, Changes, and Upgrades

When Customer requests a move or relocation of the Ethernet TLS access line to a different address and/or different building, the move or relocation will be treated as a termination of the existing service and the establishment of a new service for the application of all charges.

When the Customer requests an upgrade in UNI/NNI speed (10 Mbps to 100 Mbps) or change in service type (EMS to ERS), at an existing address, the upgrade in UNI/NNI speed or change in service type will be treated as a termination of the existing service and the establishment of a new service for the application of all charges.

Early termination charges may be waived under the conditions specified in (14)(d) following.

Service availability limited. Refer to # footnote on Page 5-136.

(N)

(Issued under Transmittal No. 785)

Issued: March 15, 2007

Effective: March 30, 2007

Vice President, Federal Regulatory
1300 I Street, NW, Washington, D.C. 20005

ACCESS SERVICE

16. Packet Data Services (Cont'd)16.11 Transparent LAN Service# (Cont'd)

(T)

(E) Application of Rates (Cont'd)(13) Term Payment Plan

The TLS UNI Port With Access Line Connection, NNI Port Only Connection and National TLS EVC are offered under the Term Payment Plans specified in (F) following.

(a) End of Term Options

1. Prior to the end of the term commitment period, the customer may select one of the following options, to be effective at the end of the term:
 - Renew for the same commitment period;
 - Commit to a new term period of shorter or longer duration;
 - Arrange for a change of service; or
 - Discontinue service
2. In the event the customer does not select one of the above options, the customer will be converted to the shortest-term period available under tariff (i.e., month-to-month, etc) for the same service, and will be subject to the applicable term commitment, if any, unless the customer terminates service within sixty (60) days of the conversion date.

Service availability limited. Refer to # footnote on Page 5-136.

(N)

(Issued under Transmittal No. 785)

Issued: March 15, 2007

Effective: March 30, 2007

Vice President, Federal Regulatory
1300 I Street, NW, Washington, D.C. 20005

ACCESS SERVICE

16. Packet Data Services (Cont'd)16.11 Transparent LAN Service# (Cont'd)

(T)

(E) Application of Rates (Cont'd)(14) Termination Liability

- (a) In the event the service is terminated by the customer prior to completion of the current term commitment period, the customer shall be liable for an early termination charge, except as noted in (b), (c) or (d) following.

1. Termination Liability for Ethernet TLS

Termination liability will be 25% of the monthly recurring charge(s) (MRC) for Ethernet TLS for the remainder of the term. For customers who entered into term plans prior to December 27, 2003, when there is a term plan less than the actual time the term plan has been in effect, the termination liability charge will be the lesser of:

- the difference between the discounted monthly rates resulting from the highest term plan commitment period that could be satisfied prior to the disconnection and the discounted monthly rates resulting from the term plan multiplied by the actual number of months the service has been in effect; or
- 25% of the monthly recurring charge(s) (MRC) for the remainder of the term. For example:

25% X MRC X # of Lines/Channels/Paths X Remainder of Term =
Termination Charge

Service availability limited. Refer to # footnote on Page 5-136.

(N)

(Issued under Transmittal No. 785)

Issued: March 15, 2007

Effective: March 30, 2007

Vice President, Federal Regulatory
1300 I Street, NW, Washington, D.C. 20005

ACCESS SERVICE

16. Packet Data Services (Cont'd)16.11 Transparent LAN Service# (Cont'd)

(T)

(E) Application of Rates (Cont'd)(14) Termination Liability (Cont'd)

(a) (Cont'd)

2. Termination Liability for National TLS:

Termination liability applies to National TLS EVCs when National TLS is disconnected after the minimum period but prior to the expiration of the term plan.

Termination liability regulations applicable to National TLS EVCs are set forth as follows:

For disconnects prior to the expiration of a one-year term plan, termination liability is equal to the minimum period obligation, or 100% of the applicable MRCs for the unexpired portion of the plan.

For disconnects within the first twelve months of a two- or three- year term plan, the termination liability charge is equal to 100% of the applicable MRCs for the unexpired portion of the first twelve months and 50% of the applicable MRCs for the remainder of the plan.

For disconnects after the first twelve months of a two- or three-year term plan, the termination liability charge is equal to 50% of the applicable MRCs for the remainder of the plan.

- (b) Early termination charges will apply only to those rate elements under a term commitment period. If any rates for the service are increased during the term period, exclusive of any increase due to local, state, or federal fees, taxes, or surcharges, the customer may terminate the service without incurring an early termination charge.

Service availability limited. Refer to # footnote on Page 5-136.

(N)

(Issued under Transmittal No. 785)

Issued: March 15, 2007

Effective: March 30, 2007

Vice President, Federal Regulatory
1300 I Street, NW, Washington, D.C. 20005

ACCESS SERVICE

16. Packet Data Services (Cont'd)16.11 Transparent LAN Service# (Cont'd)

(T)

(E) Application of Rates (Cont'd)(14) Termination Liability (Cont'd)

(c) Early termination charges for Ethernet TLS will not be assessed under the following circumstances:

1. The customer moves its existing service either to a new location within the same address and/or same building (inside move) or to a new location (outside move) and maintains that service for the remainder of the term;
2. The customer attempts to move the existing service to a new location within the Company's service area, but the service is unavailable;
3. The customer converts a new term commitment plan for the same service before the current term commitment expires, and the dollar value of the new term commitment is equal to or greater than the remaining dollar value of the current term commitment; or
4. The customer changes to another service or upgrades service to a higher speed or capacity under a term commitment, provided the following conditions are met:

Service availability limited. Refer to # footnote on Page 5-136.

(N)

(Issued under Transmittal No. 785)

Issued: March 15, 2007

Effective: March 30, 2007

Vice President, Federal Regulatory
1300 I Street, NW, Washington, D.C. 20005

ACCESS SERVICE

16. Packet Data Services (Cont'd)16.11 Transparent LAN Service# (Cont'd)

(T)

(E) Application of Rates (Cont'd)(14) Termination Liability (Cont'd)

(c) (Continued)

4. (Continued)

- a. The dollar value of the new term commitment is equal to or greater than the remaining dollar value of the current term commitment,
- b. Both the existing and new services are provided solely by the Company; and
- c. The order to discontinue the existing service and the order for the new or upgraded service are received by the Company at the same time.

(d) Early termination charges for National TLS will not be assessed under the following circumstances:

1. The customer subscribes to a new term commitment for the same service before the term plan expires, and the aggregate amount of all MRCs included under the new term plan is equal to or greater than the aggregate amount of the MRCs remaining under the expiring term plan. A National TLS Administrative Change Charge will apply if there is no nonrecurring charge associated with the new term plan.
2. The customer upgrades National TLS EVC service components under a term plan to a higher speed provided that each of the following conditions are met. A National TLS Administrative Change Charge will apply if there is no nonrecurring charge associated with the new term plan.
 - The aggregate amount of all MRCs included under the term plan for the upgraded service components is equal to or greater than the aggregate amount of the MRCs remaining for the existing service components;
 - Both the existing and the upgraded service components are provided solely by the Telephone Company; and
 - The order to discontinue the existing National TLS EVC service components and the order for the upgraded service components are received by the Telephone Company at the same time on the same order.

Service availability limited. Refer to # footnote on Page 5-136.

(N)

(Issued under Transmittal No. 785)

Issued: March 15, 2007

Effective: March 30, 2007

Vice President, Federal Regulatory
1300 I Street, NW, Washington, D.C. 20005

ACCESS SERVICE

16. Packet Data Services (Cont'd)16.11 Transparent LAN Service# (Cont'd)

(T)

(E) Application of Rates (Cont'd)(14) Termination Liability (Cont'd)

(d) (Cont'd)

3. In the event the Telephone Company initiates a rate increase, exclusive of any increase due to local, state or federal fees, taxes or surcharges, and the total discounted monthly rates increase by 8% or more, the customer may cancel its term plan for the affected service without termination liability. The customer must exercise its option to cancel the term plan for the affected service within 30 days of the date of the effective rate increase. The Telephone Company will provide written notification to the customer before any rate increase is filed in the tariff, and said notification will apprise customer of its options.

Service availability limited. Refer to # footnote on Page 5-136.

(N)

(Issued under Transmittal No. 785)

Issued: March 15, 2007

Effective: March 30, 2007

Vice President, Federal Regulatory
1300 I Street, NW, Washington, D.C. 20005

ACCESS SERVICE

16. Packet Data Services (Cont'd)16.11 Transparent LAN Service# (Cont'd)

(T)

(F) Rates and Charges

	<u>USOC</u>	<u>Nonrecurring Charge</u>	<u>Monthly Rate</u>
(1) EMS or ERS - Standard UNI Port with Access Line Connection, per line			
(a) Month to Month Plan	LNHLX		
10 Mbps		\$1,300.00	\$1,200.00
100 Mbps		1,300.00	2,400.00
1000 Mbps		1,300.00	4,000.00
(b) Three Year Plan	LNHL3		
10 Mbps		N/A	1,000.00
100 Mbps		N/A	2,000.00
1000 Mbps		N/A	3,500.00
(c) Five Year Plan	LNHL5		
10 Mbps		N/A	900.00
100 Mbps		N/A	1,800.00
1000 Mbps		N/A	3,200.00
2. EMS - Real Time UNI Port With Access Line Connection, per line			
(a) Month to Month Plan			
100 Mbps	LNHLX	1,300.00	2,500.00
1000 Mbps	LNHLX	1,300.00	4,500.00
(b) Three Year Plan			
100 Mbps	LNHL3	N/A	2,100.00
1000 Mbps	LNHL3	N/A	4,000.00
(c) Five Year Plan			
100 Mbps	LNHL5	N/A	1,900.00
1000 Mbps	LNHL5	N/A	3,700.00

Service availability limited. Refer to # footnote on Page 5-136.

(N)

(Issued under Transmittal No. 785)

Issued: March 15, 2007

Effective: March 30, 2007

Vice President, Federal Regulatory
1300 I Street, NW, Washington, D.C. 20005

ACCESS SERVICE

16. Packet Data Services (Cont'd)16.11 Transparent LAN Service# (Cont'd)

(T)

(F) Rates and Charges (Cont'd)

	<u>USOC</u>	<u>Nonrecurring Charge</u>	<u>Monthly Rate</u>
3. ERS - Premier UNI Port With Access Line Connection, per line			
(a) Month to Month Plan			
100 Mbps	LNHLX	\$1,300.00	\$1,200.00
1000 Mbps	LNHLX	1,300.00	2,400.00
(b) Three Year Plan			
100 Mbps	LNHL3	N/A	1,000.00
1000 Mbps	LNHL3	N/A	2,000.00
(c) Five Year Plan			
100 Mbps	LNHL5	N/A	900.00
1000 Mbps	LNHL5	N/A	1,800.00
(4) NNI Port Only Connection, EMS or ERS, per port			
(a) Three Year Plan			
1000 Mbps	P9CB3	N/A	3,700.00
(b) Five Year Plan			
1000 Mbps	P9CB5	N/A	3,500.00
(c) NNI Port Only Installation, per port	NHCES	1,300.00	N/A
(5) Ethernet TLS EVC			
(a) ERS EVC Standard (ERS-Std), Per EVC			
10 Mbps	EVVFX	200.00	50.00
100 Mbps	EVVGX	200.00	100.00
1000 Mbps	EVVHX	200.00	200.00

Service availability limited. Refer to # footnote on Page 5-136.

(N)

(Issued under Transmittal No. 785)

Issued: March 15, 2007

Effective: March 30, 2007

Vice President, Federal Regulatory
1300 I Street, NW, Washington, D.C. 20005

ACCESS SERVICE

16. Packet Data Services (Cont'd)16.11 Transparent LAN Service# (Cont'd)

(T)

(F) Rates and Charges (Cont'd)

(5) Ethernet TLS EVC (Cont'd)

(b) ERS EVC Bandwidth,
per Class of Service, per EVC

Basic (ERS-B) Class of Service

	USOC	Nonrecurring Charge	Monthly Rate
1 Mbps	EVV1X	N/A	\$ 15.00
2 Mbps	EVV2X	N/A	30.00
3 Mbps	EVV3X	N/A	45.00
4 Mbps	EVV4X	N/A	60.00
5 Mbps	EVV5X	N/A	75.00
6 Mbps	EVV6X	N/A	90.00
7 Mbps	EVV7X	N/A	105.00
8 Mbps	EVV8X	N/A	120.00
9 Mbps	EVV9X	N/A	135.00
10 Mbps	EVZAA	N/A	150.00
20 Mbps	EVVJX	N/A	300.00
30 Mbps	EVVKX	N/A	450.00
40 Mbps	EVVLX	N/A	600.00
50 Mbps	EVVMX	N/A	750.00
60 Mbps	EVVNX	N/A	850.00
70 Mbps	EVVOX	N/A	950.00
80 Mbps	EVVPX	N/A	1,050.00
90 Mbps	EVVQX	N/A	1,150.00
100 Mbps	EVZBA	N/A	1,250.00
200 Mbps	EVVRX	N/A	1,350.00
300 Mbps	EVVSX	N/A	1,450.00
400 Mbps	EVVTX	N/A	1,550.00
500 Mbps	EVVUX	N/A	1,650.00
600 Mbps	EVVVX	N/A	1,740.00
700 Mbps	EVVWX	N/A	1,830.00
800 Mbps	EVVXX	N/A	1,920.00
900 Mbps	EVVYX	N/A	2,010.00
1000 Mbps	EVZCA	N/A	2,100.00

Service availability limited. Refer to # footnote on Page 5-136.

(N)

(Issued under Transmittal No. 785)

Issued: March 15, 2007

Effective: March 30, 2007

Vice President, Federal Regulatory
1300 I Street, NW, Washington, D.C. 20005

ACCESS SERVICE

16. Packet Data Services (Cont'd)16.11 Transparent LAN Service# (Cont'd)

(T)

(F) Rates and Charges (Cont'd)

(5) Ethernet TLS EVC (Cont'd)

(b) ERS EVC Bandwidth,
per Class of Service, per EVC (Continued)

Priority Data (ERS-PD) Class of Service		Nonrecurring	Monthly
	USOC	Charge	Rate
1 Mbps	EVV1P	N/A	\$ 40.00
2 Mbps	EVV2P	N/A	80.00
3 Mbps	EVV3P	N/A	120.00
4 Mbps	EVV4P	N/A	160.00
5 Mbps	EVV5P	N/A	200.00
6 Mbps	EVV6P	N/A	220.00
7 Mbps	EVV7P	N/A	240.00
8 Mbps	EVV8P	N/A	260.00
9 Mbps	EVV9P	N/A	280.00
10 Mbps	EVVFP	N/A	300.00
20 Mbps	EVVJP	N/A	600.00
30 Mbps	EVVKP	N/A	900.00
40 Mbps	EVVLP	N/A	1,200.00
50 Mbps	EVVMP	N/A	1,500.00
60 Mbps	EVVNP	N/A	1,720.00
70 Mbps	EVVOP	N/A	1,940.00
80 Mbps	EVVPP	N/A	2,100.00
90 Mbps	EVVQP	N/A	2,300.00
100 Mbps	EVVGP	N/A	2,500.00
200 Mbps	EVVRP	N/A	2,700.00
300 Mbps	EVVSP	N/A	2,900.00
400 Mbps	EVVTP	N/A	3,100.00
500 Mbps	EVVUP	N/A	3,300.00

Service availability limited. Refer to # footnote on Page 5-136.

(N)

(Issued under Transmittal No. 785)

Issued: March 15, 2007

Effective: March 30, 2007

Vice President, Federal Regulatory
1300 I Street, NW, Washington, D.C. 20005

ACCESS SERVICE

16. Packet Data Services (Cont'd)16.11 Transparent LAN Service# (Cont'd)

(T)

(F) Rates and Charges (Cont'd)

(5) Ethernet TLS EVC (Cont'd)

(b) ERS EVC Bandwidth,
per Class of Service, per EVC (Continued)

Real Time (ERS-RT) Class of Service

	USOC	Nonrecurring Charge	Monthly Rate
1 Mbps	EVV1R	N/A	\$ 120.00
2 Mbps	EVV2R	N/A	240.00
3 Mbps	EVV3R	N/A	360.00
4 Mbps	EVV4R	N/A	480.00
5 Mbps	EVV5R	N/A	600.00
6 Mbps	EVV6R	N/A	660.00
7 Mbps	EVV7R	N/A	720.00
8 Mbps	EVV8R	N/A	780.00
9 Mbps	EVV9R	N/A	840.00
10 Mbps	EVVFR	N/A	900.00
20 Mbps	EVVJR	N/A	1,175.00
30 Mbps	EVVKR	N/A	1,450.00
40 Mbps	EVVLR	N/A	1,725.00
50 Mbps	EVVMR	N/A	2,000.00
60 Mbps	EVVNR	N/A	2,200.00
70 Mbps	EVVOR	N/A	2,400.00
80 Mbps	EVVPR	N/A	2,600.00
90 Mbps	EVVQR	N/A	2,800.00
100 Mbps	EVVGR	N/A	3,000.00

(c) ERS EVC Setup Charge
for ERS Premier UNI
Port With Access Line
Connection or
NNI Port Only
Connection, per EVC

NHCET 200.00 N/A

(6) Interoffice Mileage,
per line 1HOLS

Per Mile N/A 100.00

(7) Domain/Ethernet TLS EVC/
LAN Extension Equipment Changes NHCER 400.00 N/A(8) Customer Service NM9WX
Management, per customer,
Per Domain 350.00 150.00

Service availability limited. Refer to # footnote on Page 5-136.

(N)

(Issued under Transmittal No. 785)

Issued: March 15, 2007

Effective: March 30, 2007

Vice President, Federal Regulatory
1300 I Street, NW, Washington, D.C. 20005

ACCESS SERVICE

16. Packet Data Services (Cont'd)16.11 Transparent LAN Service# (Cont'd)

(T)

(F) Rates and Charges (Cont'd)

	<u>Nonrecurring Charge</u>	<u>Monthly Rate</u>
9. National TLS Ethernet Virtual Circuit (EVC), per EVC		
(a) One Year Plan		
4 Mbps	\$200.00	\$ 100.00
6 Mbps	200.00	145.00
8 Mbps	200.00	180.00
10 Mbps	200.00	210.00
20 Mbps	200.00	400.00
30 Mbps	200.00	590.00
40 Mbps	200.00	780.00
50 Mbps	200.00	970.00
60 Mbps	200.00	1,160.00
70 Mbps	200.00	1,330.00
80 Mbps	200.00	1,500.00
90 Mbps	200.00	1,660.00
100 Mbps	200.00	1,700.00
200 Mbps	200.00	3,300.00
300 Mbps	200.00	4,900.00
400 Mbps	200.00	6,400.00
500 Mbps	200.00	7,900.00
600 Mbps	200.00	9,300.00
(b) Two Year Plan		
4 Mbps	N/A	100.00
6 Mbps	N/A	145.00
8 Mbps	N/A	180.00
10 Mbps	N/A	210.00
20 Mbps	N/A	390.00
30 Mbps	N/A	570.00
40 Mbps	N/A	750.00
50 Mbps	N/A	920.00
60 Mbps	N/A	1,100.00
70 Mbps	N/A	1,250.00
80 Mbps	N/A	1,410.00
90 Mbps	N/A	1,575.00
100 Mbps	N/A	1,600.00
200 Mbps	N/A	3,200.00
300 Mbps	N/A	4,700.00
400 Mbps	N/A	6,300.00
500 Mbps	N/A	7,800.00
600 Mbps	N/A	9,000.00

Service availability limited. Refer to # footnote on Page 5-136.

(N)

(Issued under Transmittal No. 785)

Issued: March 15, 2007

Effective: March 30, 2007

Vice President, Federal Regulatory
1300 I Street, NW, Washington, D.C. 20005

ACCESS SERVICE

16. Packet Data Services (Cont'd)16.11 Transparent LAN Service# (Cont'd)

(T)

(F) Rates and Charges (Cont'd)

	<u>Nonrecurring Charge</u>	<u>Monthly Rate</u>
9. National TLS Ethernet Virtual Circuit (EVC), per EVC (Cont'd)		
(c) Three Year Plan		
4 Mbps	N/A	\$ 90.00
6 Mbps	N/A	125.00
8 Mbps	N/A	145.00
10 Mbps	N/A	165.00
20 Mbps	N/A	330.00
30 Mbps	N/A	495.00
40 Mbps	N/A	640.00
50 Mbps	N/A	800.00
60 Mbps	N/A	950.00
70 Mbps	N/A	1,095.00
80 Mbps	N/A	1,235.00
90 Mbps	N/A	1,380.00
100 Mbps	N/A	1,400.00
200 Mbps	N/A	2,700.00
300 Mbps	N/A	4,000.00
400 Mbps	N/A	5,300.00
500 Mbps	N/A	6,600.00
600 Mbps	N/A	7,800.00
10. National TLS Administrative Change Charge, per request	\$200.00	N/A
11. National TLS EVC Expedite Charge, per EVC	250.00	N/A

Service availability limited. Refer to # footnote on Page 5-136.

(N)

(Issued under Transmittal No. 785)

Issued: March 15, 2007

Effective: March 30, 2007

Vice President, Federal Regulatory
1300 I Street, NW, Washington, D.C. 20005

ACCESS SERVICE

16. Packet Data Services (Cont'd)

(D)

(D)

(Issued under Transmittal No. 785)

Issued: March 15, 2007

Effective: March 30, 2007

Vice President, Federal Regulatory
1300 I Street, NW, Washington, D.C. 20005

ACCESS SERVICE

16. Packet Data Services (Cont'd)

(D)

(D)

(Issued under Transmittal No. 785)

Issued: March 15, 2007

Effective: March 30, 2007

Vice President, Federal Regulatory
1300 I Street, NW, Washington, D.C. 20005

ACCESS SERVICE

16. Packet Data Services (Cont'd)

(D)

(D)

(Issued under Transmittal No. 785)

Issued: March 15, 2007

Effective: March 30, 2007

Vice President, Federal Regulatory
1300 I Street, NW, Washington, D.C. 20005

ACCESS SERVICE

17. Federal Telecommunications Access Service 2001 (FTAS 2001)17.1 General

The Federal Telecommunications Access Services 2001 (FTAS 2001) is a custom designed network of Special Access Services offered to Interexchange Carriers (ICs) selected by the U.S. Government and only when such ICs order service(s) associated with the provision of the Federal Telecommunications System 2001 network. FTAS 2001 provides dedicated access connections between specific government locations and FTAS 2001 service distribution points to each of the participating authorized ICs.

FTAS 2001 is provided pursuant to a contractual arrangement between the U.S. General Services Administration (GSA) and selected Interexchange Carriers. In addition, FTAS 2001 is also provided to ICs awarded Metropolitan Area Awards (MAA) only when such ICs order service associated with the provision of the Federal Telecommunications System 2001 network. These designated ICs are hereafter referred to as customers. The initial contract period is for 4 years (i.e., expiration September 22, 2003). The contract commences with the tariff effective date, also known as the contract date and/or the anniversary date and terminates with the expiration of the contract or any extensions thereto. The contract can be extended in 1-year increments up to an additional 4 years.

FTAS 2001 services, specified in 17.3 following, are provided at the rate levels contained in 17.10 following. Participating ICs are subject to a Minimum Revenue Guarantee as specified in 17.6 following.

17.2 General Regulations

Except as otherwise noted, the regulations specified herein are in addition to other applicable regulations contained in other sections of this tariff for the underlying services, including minimum period requirements, service guarantees, etc. See Sections 1, 2, 5, 7, and 8, preceding.

17.3 Service Components

The FTAS 2001 includes Voice Grade Service, Digital Data Service (DDS), High Capacity DS1 and DS3 (electrical only) services, IntelliLight Shared Assurance Network (ISAN, a.k.a. ICAN) service, IntelliLight Broadband Transport (IBT, a.k.a. SABT) service and IntelliLight Entrance Facility (IEF, a.k.a. SALT) service.

Lower capacity channels of a multiplexed High Capacity DS1 or DS3 service, ISAN service or IEF service are permitted with FTAS 2001 provided that the initial order to install the lower capacity channels includes at least one FTAS 2001 service.

(Issued under Transmittal No. 23)

Issued: April 13, 2001

Effective: April 28, 2001

Vice President
2980 Fairview Park Drive, Falls Church, Virginia 22042

ACCESS SERVICE

17. Federal Telecommunications Access Service 2001(FTAS 2001) (Cont'd)17.4 Rate Plan

The FTAS 2001 rate plan includes only the rate elements listed in 17.10 following. Rates and charges for optional features and functions which are not included under the FTAS 2001 rate plan but which may be necessary to provide the total service(s) required by a customer apply as specified in other sections of this tariff.

17.5 Shared Use

FTAS 2001 services may not be provided in a Shared Use arrangement.

17.6 Minimum Revenue Guarantee

Each customer is subject to a minimum revenue guarantee (MRG). The MRG is based upon the recurring revenues from all the customer's FTAS 2001 services within The Verizon Telephone Companies operating territories (those covered by this tariff and Verizon Tariff F.C.C. No.11).

No MRG applies during an initial period of eighteen months. This period, the ramp-up period, allows time for the Company and the customer to establish the services in the customer's FTAS 2001 plan. The ramp-up period begins on the date the first FTAS 2001 service is installed. Ninety percent (90%) of actual FTAS 2001 revenue billed during the last twelve months of the ramp-up period is used to establish the initial MRG.

At the end of each 12-month period following the ramp-up period ("Annual Review"), actual billed revenue is reviewed. The MRG is revised to reflect ninety percent of a customer's preceding year's actual FTAS 2001 billed revenue, or the initial MRG, whichever is greater.

Subsequent additions of FTAS 2001 service(s) are included in the actual billed revenue calculated for an Annual Review. MRG obligations do not change if individual services are disconnected.

If a customer fails to meet its MRG at an Annual Review but wishes to retain its services under the FTAS rate plan, a Shortfall Liability will be assessed as described in Section 17.7 following. A customer may change its services to non-FTAS 2001 services as offered under other sections of this tariff, subject to MRG regulation as described in Section 17.9 following.

(Issued under Transmittal No. 23)

Issued: April 13, 2001

Effective: April 28, 2001

Vice President
2980 Fairview Park Drive, Falls Church, Virginia 22042

ACCESS SERVICE

17. Federal Telecommunications Access Service 2001 (FTAS 2001) (Cont'd)17.7 Shortfall Liability

Shortfall Liability applies when a FTAS 2001 customer fails to meet its MRG. Shortfall liability is the difference between the actual billed revenue and the customer's MRG. When applicable, shortfall liability is assessed at the Annual Review.

If the GSA enters into a contractual arrangement with additional customer(s) beyond those in the original contract and an initial participating IC fails to meet its MRG obligation, 25% of any applicable Shortfall Liability will be waived for the immediate and the following Annual Reviews. No more than 25 % of a customer's Shortfall Liability will be waived in a single Annual Review.

17.8 Expiration of FTAS 2001

If on the initial or extended expiration date of the FTAS 2001 contract, the customer has not notified the Company to disconnect its FTAS 2001 services, the Company will continue to bill FTAS 2001 rates for up to two years.

If the customer still has not notified the Company to disconnect its FTAS 2001 services by the end of this period, any remaining services will automatically be converted to (1) non-FTAS 2001 services billed at month-to-month rates; or (2) non-FTAS 2001 services billed at the shortest term plan available.

17.9 Cancellation of FTAS 2001

A customer may cancel its entire FTAS 2001 plan by providing written notice to the Company. The customer must still meet, in full, its then effective MRG obligation for the regularly scheduled Annual Reviews for both the year service is cancelled and the following year.

However, when FTAS 2001 is cancelled due to the loss of GSA contract, the MRG will be prorated based upon the number of months and fraction thereof that FTAS 2001 was in service during that annual period. For example, if a customer cancels its FTAS 2001 service on May 20th, the MRG will be reduced by 7/12; only 5/12 of the MRG obligation will apply at the regularly scheduled Annual Review.

(Issued under Transmittal No. 23)

Issued: April 13, 2001

Effective: April 28, 2001

Vice President
2980 Fairview Park Drive, Falls Church, Virginia 22042

ACCESS SERVICE

17. Federal Telecommunications Access Service 2001 (FTAS 2001) (Cont'd)17.10 Rates and Charges17.10.1 **Voice Grade Service**

	<u>USOC</u>	<u>Monthly Rate</u>	<u>Nonrecurring Rate</u>
A) Channel Terminations			
- Two Wire	TYFY2	\$20.90	\$1.00
- Four Wire	TYFY4	44.10	1.00
B) Channel Mileage	1YWNS		N/A
- Fixed		14.00	
- Per mile		0.35	

17.10.2 **Digital Data Service**

A) Channel Terminations				
USOCs: TYFZX*, TYFZ2				(C)
2.4 kbps		42.75	1.00	(T)
4.8 kbps		47.50	1.00	
9.6 kbps		52.25	1.00	
19.2 kbps		55.34	1.00	
56.0 kbps		58.43	1.00	
64.0 kbps		66.50	1.00	(T)

***Effective June 1, 2001, the service associated with this USOC will no longer be available for new service requests.**

(N)
(N)

B) Channel Mileage

	<u>USOC</u>	<u>Monthly Rate Fixed</u>	<u>Monthly Rate Per Mile</u>
2.4 kbps	1YWOS	\$33.25	\$1.19
4.8 kbps	1YWOS	35.63	1.24
9.6 kbps	1YWOS	37.29	1.28
19.2 kbps	1YWOS	39.66	1.38
56.0 kbps	1YWOS	42.04	1.76
64.0 kbps	1YWOS	47.50	1.90

17.10.2 **DS1 Service**

	<u>USOC</u>	<u>Monthly Rate</u>	<u>Nonrecurring Rate</u>
A) Channel Termination	TYF1X	\$145.00	1.00
B) Channel Mileage	1YWPS		N/A
- Fixed		42.50	
- Per mile		8.00	
C) DS1 Multiplexing			N/A
- To Voice	MKB6X	140.58	NONE
- To DS0	MKR1X	140.58	NONE

(Issued under Transmittal No. 40)

Issued: May 17, 2001

Effective: June 1, 2001

Vice President
2980 Fairview Park Drive, Falls Church, Virginia 22042

ACCESS SERVICE

17. Federal Telecommunications Access Service 2001 (FTAS 2001) (Cont'd)17.10 Rates and Charges (Cont'd)17.10.4 **DS3 Service**

A) Channel Termination

Base Rates

# DS3 CTs Counted	USOC	Monthly Rate, Per CT	Nonrecurring Charge
1	TYF3X	\$1,739.00	\$1.00
2	TYF3X	1,598.00	\$1.00
3	TYF3X	1,410.00	\$1.00
4	TYF3X	940.00	\$1.00
5	TYF3X	893.00	\$1.00
6	TYF3X	846.00	\$1.00
7	TYF3X	799.00	\$1.00
8	TYF3X	752.00	\$1.00
9	TYF3X	705.00	\$1.00
10	TYF3X	658.00	\$1.00
11	TYF3X	634.50	\$1.00
12	TYF3X	611.00	\$1.00
13	TYF3X	940.00	\$1.00
14	TYF3X	893.00	\$1.00
15	TYF3X	846.00	\$1.00
16	TYF3X	799.00	\$1.00
17	TYF3X	752.00	\$1.00
18	TYF3X	705.00	\$1.00
19	TYF3X	658.00	\$1.00
20	TYF3X	648.60	\$1.00
21	TYF3X	639.20	\$1.00
22	TYF3X	629.80	\$1.00
23	TYF3X	620.40	\$1.00
24	TYF3X	611.00	\$1.00
25 and Over	TYF3X	1,034.00	\$1.00
Per DS3 CT at each Secondary Premises TYF3S			
		1,828.30	\$1.00
B) Channel Mileage			
	USOC	Monthly Rate	Nonrecurring Rate
- Fixed	1YWQS	606.30	N/A
- Per mile		89.30	
C) DS3 Multiplexing			
	M5MXX	399.50	NONE

(Issued under Transmittal No. 23)

Issued: April 13, 2001

Effective: April 28, 2001

Vice President
2980 Fairview Park Drive, Falls Church, Virginia 22042

ACCESS SERVICE

17. Federal Telecommunications Access Service 2001 (FTAS 2001) (Cont'd)17.10 Rates and Charges (Cont'd)17.10.5 **IntelliLight Shared Assurance Network, ISAN (a.k.a. ICAN)**A) ISAN POP Entrance Ring
- Per STS3 Termination

USOCs:	Single POP	Dual POP	Nonrecurring Rate
	NEESG	NEEDG	
# of STS3s	Monthly Rate	Monthly Rate	
4 Minimum	\$2,340.00	\$2,890.00	\$1.00
5	2,230.00	2,780.00	1.00
6	2,125.00	2,670.00	1.00
7	1,930.00	2,560.00	1.00
8	1,865.00	2,485.00	1.00
9	1,815.00	2,300.00	1.00
10	1,775.00	2,225.00	1.00
11	1,735.00	2,175.00	1.00
12	1,655.00	2,050.00	1.00
13	1,620.00	1,995.00	1.00
14	1,585.00	1,930.00	1.00
15	1,585.00	1,895.00	1.00
16	1,585.00	1,825.00	1.00
17	1,585.00	1,825.00	1.00
18	1,585.00	1,825.00	1.00
19	1,585.00	1,825.00	1.00
20	1,535.00	1,760.00	1.00
21	1,535.00	1,760.00	1.00
22	1,535.00	1,760.00	1.00
23	1,535.00	1,760.00	1.00
24	1,450.00	1,695.00	1.00
25	1,450.00	1,695.00	1.00
26	1,450.00	1,695.00	1.00
27	1,450.00	1,695.00	1.00
28	1,320.00	1,640.00	1.00
29	1,320.00	1,640.00	1.00
29 +	1,320.00	1,640.00	1.00

B) Additional POP Entrance Ring Mileage
(for rings over 10 air miles in circumference)
- Per each group of 16 STS3s, per mile for each mile over 10

USOC: 1YWRS Monthly rate: \$ 700.00

(Issued under Transmittal No. 23)

Issued: April 13, 2001

Effective: April 28, 2001

Vice President
2980 Fairview Park Drive, Falls Church, Virginia 22042

ACCESS SERVICE

17. Federal Telecommunications Access Service 2001 (FTAS 2001) (Cont'd)17.10 Rates and Charges (Cont'd)17.10.5 **IntelliLight Shared Assurance Network, ISAN, (a.k.a. ICAN)**
(Cont'd)C) ISAN Transport Channels
- From the POP SWC

USO

Mileage Bands

			0-3 Miles	4-20 Miles	20+ Miles
1) DS1 Transport					
Basic On-Net	TC8F2	\$	190.00	\$ 275.00	\$ 380.00
Basic Off-Net	TC8F3		220.00	300.00	415.00
Basic On-Net to Hub	TC8G5		67.00	150.00	260.00
2) DS3 Transport					
Basic On-Net	TC8H2		1,900.00	2,755.00	4,180.00
Basic Off-Net	TC8H3		2,375.00	3,190.00	4,325.00
3) OC3/OC3c Transport					
Basic On-Net 4F	TC8J2		5,130.00	7,220.00	9,500.00
Basic Off-Net 4F	TC8J3		4,850.00	6,950.00	9,300.00

(Issued under Transmittal No. 23)

Issued: April 13, 2001

Effective: April 28, 2001

Vice President
2980 Fairview Park Drive, Falls Church, Virginia 22042

ACCESS SERVICE

17. Federal Telecommunications Access Service 2001 (FTAS 2001) (Cont'd)17.10 Rates and Charges (Cont'd)17.10.6 **IntelliLight Entrance Facility, IEF (a.k.a. SALT)**

(A)	Per STS1/51.84 Mbps Termination*	USOC TYF4X	Monthly Rate	Nonrecurring Rate
	1		\$1,530.00	1.00
	2		1,530.00	1.00
	3		1,156.00	1.00
	4		648.00	1.00
	5		558.00	1.00
	6		486.00	1.00
	7		434.00	1.00
	8		396.00	1.00
	9		366.00	1.00
	10		342.00	1.00
	11		358.00	1.00
	12		340.00	1.00
	13		338.00	1.00
	14		336.00	1.00
	15		334.00	1.00
	16		332.00	1.00
	17		330.00	1.00
	18		328.00	1.00
	19		326.00	1.00
	20		324.00	1.00
	21		322.00	1.00
	22		320.00	1.00
	23		318.00	1.00
	24		316.00	1.00
	25		314.00	1.00
	26		312.00	1.00
	27		310.00	1.00
	28		308.00	1.00
	29		306.00	1.00
	30		304.00	1.00
	31		302.00	1.00
	32		300.00	1.00
	33		298.00	1.00
	34		296.00	1.00
	35		294.00	1.00
	36		292.00	1.00
	37		290.00	1.00
	38		288.00	1.00
	39		284.00	1.00
	40		280.00	1.00
	41		275.00	1.00
	42		270.00	1.00
	43		265.00	1.00
	44		260.00	1.00
	45		255.00	1.00
	46		250.00	1.00
	47		245.00	1.00
	48 and up		240.00	1.00

*Interface sold separately

(Issued under Transmittal No. 23)

Issued: April 13, 2001

Effective: April 28, 2001

Vice President
2980 Fairview Park Drive, Falls Church, Virginia 22042

ACCESS SERVICE

17. Federal Telecommunications Access Service 2001 (FTAS 2001) (Cont'd)17.10 Rates and Charges (Cont'd)17.10.6 **IntelliLight Entrance Facility, IEF (a.k.a. SALT)** (Cont'd)B) IEF Electrical
Interfaces

	<u>USOC</u>	<u>Monthly Rate</u>	<u>Nonrecurring Charge</u>
DS1 Interface	P8TJX	\$27.00	\$1.00
DS3 interface	P8TKX	90.00	1.00

17.10.7 **IntelliLight Broadband Transport, IBT (a.k.a. SABT)**

	<u>USOC</u>	<u>Monthly Rate</u>	<u>Nonrecurring Charge</u>
A) Terminations			
OC3 or OC3c	TYF5X	\$3,200.00	\$1.00
OC12 or OC12c	TYF5X	4,100.00	1.00
B) Ports			
OC3, 2 fiber	S9NAX	150.00	\$1.00
OC3, 4 fiber 1+1	S9NBX	300.00	1.00
OC3c, 2 fiber	S9NAX	160.00	1.00
OC3c, 4 fiber 1+1	S9NBX	320.00	1.00
OC12, 2 fiber	S9NAX	300.00	1.00
OC12, 4 fiber 1+1	S9NBX	600.00	1.00
OC12c, 2fiber	S9NAX	320.00	1.00
OC12c, 4 fiber 1+1	S9NBX	650.00	1.00

C) IOF Mileage

	<u>USOC</u>	<u>Monthly Rates</u>	
		<u>Fixed</u>	<u>Per Mile</u>
OC3 or OC3c	1H4VS	\$1,500.00	\$170.00
OC12 or OC12c	1H4VS	3,325.00	450.00

(Issued under Transmittal No. 23)

Issued: April 13, 2001

Effective: April 28, 2001

Vice President
2980 Fairview Park Drive, Falls Church, Virginia 22042

ACCESS SERVICE

17A. Federal Telecommunications Access Service (FTAS)17A.1 General

- A) The Federal Telecommunications Access Services (FTAS) is a custom designed network of access services offered for the exclusive use of the Interexchange Carriers (ICs) selected by the U.S. Government to provide the Federal Telecommunications System 2000 network. FTAS provides, to each of General Services Administration's (GSA) participating authorized Interexchange Carriers, dedicated access connections between specific government locations and FTS-2000 Service Distribution Points.
- B) This FTAS 2000 service plan will be continued to December 6, 2001, commencing with the tariff effective date of the new FTAS 2001 service, so as to allow for an orderly conversion of the network to new providers and new contract services without interruptions. During the remainder of the conversion period, the FTAS services detailed in 17A.2, following, will be provided at the frozen rate levels contained in 17A.4, following. (C)
- C) General regulations for FTAS are the same as Sections 1, 2, and 5, preceding, of this tariff. (C)

17A.2 Service Components

The FTAS includes Voice Grade, High Capacity DS1 and DS3 services to meet the communications requirements of the FTS 2000 network.

17A.3 Rate PlanA) Rate Elements

- 1) FTAS 2000 will apply rate levels, as specified following, for the Voice Grade, High Capacity DS1 and DS3 channel termination and channel mileage recurring rate elements, the DS3 to DS1 and DS1 to Voice Grade Multiplexer optional feature recurring rate elements and the DS3 channel termination and DS3 to DS1 multiplexer nonrecurring charge elements. FTAS 2000 does not include the rates for any other optional features and functions and nonrecurring charges as may be necessary for the total services required. Full recurring rates for all other features and functions are applicable according to the rates in effect as specified in other Sections of this tariff.
- 2) FTAS 2000 High Capacity DS1 and DS3 services are excluded from any application of Shared Use reduction regulations and are billed at rates shown in 17A.4, following.
- 3) The rates specified in Section 17A.4 will be frozen at current levels for the duration of the 2-year conversion period.

(Issued under Transmittal No. 74)

Issued: July 13, 2001

Effective: August 15, 2001

Vice President
2980 Fairview Park Drive, Falls Church, Virginia 22042

ACCESS SERVICE

17A. Federal Telecommunications Access Service (FTAS) (Cont'd)17A.4 Rates and Charges

	<u>USOC</u>	<u>Monthly Rates</u>	<u>Nonrecurring Charges</u>	
			<u>First</u>	<u>Additional</u>
(A) <u>Channel Termination</u> - Per Point of Termination				
1. <u>Voice Grade</u>				
- Two-Wire Installation/Change Rearrangement	TUT12	\$23.43	\$1.00 .90	\$.75 .60
- Four-Wire Installation/Change Rearrangement	TUT14	37.49	1.00 .90	.75 .60
2. <u>High Capacity Service</u>				
(a) DS1/1.544 Mbps Installation/Change Rearrangement	TUT8X	178.50	1.00 .90	.75 .60
(b) DS3/44.736 Mbps	TUT9X	1,650.00	1.00	

(Issued under Transmittal No. 23)

Issued: April 13, 2001

Effective: April 28, 2001

Vice President
2980 Fairview Park Drive, Falls Church, Virginia 22042

ACCESS SERVICE

17A. Federal Telecommunications Access Service (FTAS) (Cont'd)17A.4 Rates and Charges (Cont'd)

(B) <u>Channel Mileage</u>	<u>USOC</u>	<u>Monthly Rates</u>	
		<u>Fixed</u>	<u>Per Mile</u>
(1) Voice Grade	1U51S	\$14.25	\$.43
(2) 1.544 Mbps	1U58S	48.45	15.05
(3) 44.736 Mbps	1U59S	470.29	56.63
(4) 44.736 Mbps (X3)	1W59S	1,154.35	169.91

(C) <u>High Capacity Multiplexing</u>		<u>Monthly Rate</u>	<u>Nonrecurring Charges</u>
(1) DS3 to DS1 - Per arrangement	MKBGX	\$294.25	\$575.00
(2) DS1 to Voice - Per arrangement	MKMGX	119.49	None

(Issued under Transmittal No. 23)

Issued: April 13, 2001

Effective: April 28, 2001

Vice President
2980 Fairview Park Drive, Falls Church, Virginia 22042

ACCESS SERVICE

18. Interconnection Between Collocated Spaces

(N)

18.1 Dedicated Transit Service

Unless otherwise specified herein, general regulations contained in other sections of this tariff apply in addition to the regulations contained in this section.

18.1.1 Description

- (A) The Telephone Company provides Dedicated Transit Service (DTS) which allows a collocating telecommunications carrier to interconnect its network with that of another telecommunications carrier at the Telephone Company's premises and to connect its collocated equipment to the collocated equipment of another telecommunications carrier within the same Telephone Company premises pursuant to Section 251(C)(6) of the Communications Act of 1934, as amended. DTS is provided between the collocated arrangements (physical and virtual) of the same or of two different Collocators in the same Telephone Company premises using Telephone Company provided distribution facilities. DTS is available at DS1 and DS3/STS1 electrical, or using dark fiber, provided that the collocated equipment is also used for interconnection with the Telephone Company or for access to the Telephone Company's unbundled network elements. In addition, the Telephone Company will also provide other technically feasible cross-connection arrangements, including lit fiber, on an Individual Case Basis (ICB) basis as requested by a collocating telecommunications carrier.

(B) DTS is only available when both collocated arrangements (either physical or virtual) are within the Telephone Company premises.

- (C) The DTS arrangement requires one Collocator to provide cable assignment information for itself as well as for the other Collocator. The Telephone Company will not make cable assignments for DTS.

(N)

(This page filed under Transmittal No. 99)

Issued: September 28, 2001

Effective: October 13, 2001

Vice President
2980 Fairview Park Drive, Falls Church, Virginia 22042

ACCESS SERVICE

18. Interconnection Between Collocated Spaces (Cont'd)

(N)

18.1 Dedicated Transit Service (Cont'd)18.1.1 Description (Cont'd)

(D) DTS also allows for one Collocator to connect two of its virtual collocation arrangements in the same Telephone Company premises (virtual collocation cascading arrangement).

(E) DTS is provided at the same transmission level from Collocator to Collocator.

18.1.2 Responsibility of the Collocator

(A) The ordering Collocator is responsible for all ordering, bill payment, disconnect orders and maintenance transactions and is the customer of record.

(B) The Collocator ordering DTS must provide a letter of agency from the Collocator to which it is connecting authorizing the connection and facility assignment.

(C) The ordering Collocator must submit to the Telephone Company written certification that more than ten percent (10%) of the amount of traffic to be transmitted through its DTS connection will be interstate. The Telephone Company will accept the certification unless the Federal Communications Commission grants a Section 208 complaint filed by the company that challenges the certification.

(N)

(This page filed under Transmittal No. 99)

Issued: September 28, 2001

Effective: October 13, 2001

Vice President
2980 Fairview Park Drive, Falls Church, Virginia 22042

ACCESS SERVICE

18. Interconnection Between Collocated Spaces (Cont'd)

(N)

18.1 Dedicated Transit Service (Cont'd)18.1.3 Rate Regulations

(A) Nonrecurring charges apply for the installation of DTS between collocated arrangements as follows:

(1) A Service Order Charge applies which includes the costs for order placement and issuance provided by the Telephone Company.

(2) A Circuit Provisioning Charge applies which includes the costs for circuit engineering, circuit wiring and turn-up, etc. Provisioning charges apply per DS1 or DS3/STS1 or for the provision of dark fiber.

(B) Monthly rates apply as a transmission-specific recurring rate to each collocated arrangement included in the DTS arrangement.

Cross-Connect Service applies upon service initiation for physical and/or virtual collocation arrangements. Cross-Connect Service rates are set forth in Sections 19.7.1 and 19.7.2 following.

(C) When DTS is provided using lit fiber or other technically feasible cross-connection arrangement for which general tariff rates and charges do not already exist, the rates and charges for DTS will be developed on an Individual Case Basis and filed in Section 18.1.4 following.

(N)

(This page filed under Transmittal No. 99)

Issued: September 28, 2001

Effective: October 13, 2001

Vice President
2980 Fairview Park Drive, Falls Church, Virginia 22042

ACCESS SERVICE

18. Interconnection Between Collocated Spaces (Cont'd)

(N)

18.1 Dedicated Transit Service (Cont'd)18.1.4 Rates and Charges

Nonrecurring	Monthly	
	<u>USOC</u>	<u>Rate</u> <u>Charge</u>
(A) Service Order Charge - per order		\$ 72.56
(B) Circuit Provisioning, per circuit		
- per DS1		154.80
- per DS3/STS1		204.71
- per Dark Fiber, per pair		204.71
(C) Lit Fiber and Other Technically Feasible Cross-Connect Arrangements		

Individual Case Basis (ICB) Rates and Charges are filed
following.

(N)

(This page filed under Transmittal No. 99)

Issued: September 28, 2001

Effective: October 13, 2001

Vice President
2980 Fairview Park Drive, Falls Church, Virginia 22042

ACCESS SERVICE

19. Collocated Interconnection Service19.1 General

This Section contains regulations, terms and conditions for Collocated Interconnection service, hereafter referred to as "Collocated Interconnection" or "Collocation," and associated Switched Transport, Special Access, and Packet Data services provided by the Company to the customer, hereafter referred to as "Collocator." This Section does not apply to any other service offered by the Company.

The regulations set forth in this Section 19 apply to the following: (N)

- (1) Virtually Collocated Interconnection arrangements
- (2) Physically Collocated Interconnection and SCOPE arrangements which are in-service or on order (i.e., a Collocation Application has been submitted to the Telephone Company) prior to February 17, 2004 and have not converted under 19.4(R) or 19.10.1(G) or 19.10.4(H) following.

Except as set forth above, physical collocation is available pursuant to the Order in WC Docket No. 02-237, adopted October 17, 2003 and released October 22, 2003.

(x)
(N)(x)

The Company undertakes to provide Collocated Interconnection offered in this Section pursuant to the regulations, terms and conditions specified herein.

All terms and conditions within this Section apply to each Collocator purchasing Collocated Interconnection unless otherwise specified in Section 19.7.3 following.

(x) Issued under authority of Special Permission No. 03-105 of the Federal Communications Commission.

Certain regulations previously found on this page can now be found on Page No. 19-1.1.

(Issued under Transmittal No. 412)

Issued: February 2, 2004

Effective: February 17, 2004

Vice President, Federal Regulatory
1300 I Street, NW, Washington, D.C. 20005

(T)
(T)

ACCESS SERVICE

19. Collocated Interconnection Service #

(C)

19.1 General (Cont'd)

Regulations, terms and conditions as specified in this Section of the tariff apply only to the Company's offering of Collocated Interconnection and associated Switched Transport, Special Access, and Packet Data services provided to the Collocator. The regulations, terms, and conditions do not apply to any Collocator offering of services to its Subscribers.

(M)

The provision of Collocated Interconnection by the Company as set forth in this Section does not constitute a joint undertaking with the Collocator for the furnishing of the Collocator's services.

Collocated Interconnection is subject to general regulations as put forth in Section 2 of this tariff unless otherwise stated herein.

Collocated Interconnection will be provided where facilities are available as specified in Section 19.7.3 following. In addition, the Telephone Company maintains the Collocation Space Summary, which associates the central offices contained in Section 19.7.3 with their designations as Physical, SCOPE, or Virtual and may be found on the Telephone Company's Internet website at http://www22.verizon.com/wholesale/clecsupport/content/0_east-wholesale-resources-res_site_summ_00.html

(C)

Requests for Collocated Interconnection at remote offices will be accepted when the necessary space and technical capabilities exist.

(M)

See Section 19.1 above for further information.

Regulations on this page formerly appeared on Page No. 19-1.

(Issued under Transmittal No. 412)

Issued: February 2, 2004

Effective: February 17, 2004

Vice President, Federal Regulatory
1300 I Street, NW, Washington, D.C. 20005

ACCESS SERVICE

19. Collocated Interconnection Service# (Cont'd)

(C)

19.1 General (Cont'd)

The Telephone Company will accept bona fide requests for Collocated Interconnection in central offices not specified in the Section 19.7.3 following. For each bona fide request, the Telephone Company will determine the feasibility of providing Collocated Interconnection from that central office. For Physical Collocation, the Telephone Company will file the necessary tariff modifications to be effective upon 15 days notice. If necessary, the Telephone Company will file a request with appropriate state authorities to designate a central office as a Virtual Interconnection office. Tariff modifications reflecting such exemptions will be promptly filed upon approval. These tariff modifications will also be filed to be effective upon 15 days notice.

Hereinafter in this Section 19, the term Collocator facilities shall include facilities provided by the Collocator, facilities that are leased by the Collocator to the Telephone Company or a third party (i.e., Competitive Fiber Provider), or facilities provided by a Virtual Collocator for which a Bill of Sale is executed as described in Section 19.5(C)(2) following. The provision of facilities involving a third party are set forth in Section 19.10.3 following.

(S)(x)
| |
(S)(x)

See Section 19.1 above for additional information.

(N)

(x) Reissued material filed under Transmittal No. 406 and effective January 31, 2004.

(Issued under Transmittal No. 412)

Issued: February 2, 2004

Effective: February 17, 2004

Vice President, Federal Regulatory
1300 I Street, NW, Washington, DC 20005

ACCESS SERVICE

19. Collocated Interconnection Service #(Cont'd)19.2 Service Description

Collocated Interconnection provides for central office interconnection of Telephone Company-provided interstate Switched Transport, Special Access, and Packet Data services and facilities as specified below to Collocator-provided transmission equipment*.

(T)

This interconnection may be accomplished through either Physical, Virtual, or SCOPE Collocated Interconnection arrangements. Each central office where Physical, Virtual, or SCOPE Collocated arrangements are available is identified in Section 19.7.3 following. Specific designations for Physical, Virtual, and SCOPE arrangements are shown on the Collocation Space Summary, which can be found on the Telephone Company's Internet website at http://www22.verizon.com/wholesale/clecsupport/content/0,,east-wholesale-resources-res_site_summ,00.html

Collocated Interconnection is provided subject to the availability of suitable space and facilities in each central office building designated in Section 19.7.3 following.

Interconnection Cross Connects provides a Cross-connect and associated equipment for interconnecting Telephone Company-provided/tariffed services to an interconnection arrangement pursuant to the Order in WC Docket No. 02-237, adopted October 17, 2003 and released October 22, 2003. (See Note below.)

See Section 19.1 above for additional information.

* The following provision applies with regard to IntelliLight® Optical Transport Service (IOTS) Partial Ring Service provided by the Telephone Company pursuant to Section 7 of this tariff. Because the collocation of Collocator-provided transmission equipment within close proximity to the Telephone Company's IOTS device (node or amplifier) may interfere with the operation of IOTS, notwithstanding anything in this tariff limiting Collocated Interconnection collocation to transmission equipment, Collocator-provided fiber optic cross connect equipment may be collocated in a Collocated Interconnection collocation arrangement in a Telephone Company central office, in lieu of collocated transmission equipment, for interconnection with an IOTS Partial Ring Service provided by the Telephone Company, in accordance with the rates and other provisions of this tariff applicable to the collocation of transmission equipment.

(N)

(N)

Certain material previously found on this page can now be found on Original Page 19-3.1.

(Issued under Transmittal No. 677)

Issued: February 16, 2006

Effective: March 3, 2006

Vice President, Federal Regulatory
1300 I Street, NW, Washington, D.C. 20005

ACCESS SERVICE

19. Collocated Interconnection Service #(Cont'd)19.2 Service Description (Cont'd)

The Telephone Company will provide interconnection to the following interstate services:

(M)

- 1.544 Mbps DS1 Service and multiplexing functionality
- 44.736 Mbps DS3 Service and multiplexing functionality
- Short Term DS3
- Exchange Access Frame Relay Service (XA-FRS)
- Exchange Access Switched Multi-Megabit Data Service (XA-SMDS)
- ATM Cell Relay Service at DS3/45Mbps and OC3c/155Mbps
- IntelliLight Broadband Transport (IBT) OC3, OC3C, OC12, OC12C, OC48 and OC48c
- Special Access IntelliLight Shared Single Path (ISSP)
- LAN Extension Service (LES)
- IntelliLight Optical Transport Service (IOTS) Partial Ring Service
- Verizon Dedicated SONET Ring (DSR) Partial Ring Service
- IP Port Service
- Verizon Optical Networking
- Transparent LAN Service

Collocated Interconnection is available for Microwave Collocation where feasible on an individually negotiated basis.

The Interconnection Cross Connect can be provided at the fiber optic level, DS3 level (44.736 Mbps), and DS1 level (1.544 Mbps).

(M)

See Section 19.1 above for additional information.

Certain material on this page formerly appeared on 12th Revised Page 19-3.

(Issued under Transmittal No. 677)

Issued: February 16, 2006

Effective: March 3, 2006

Vice President, Federal Regulatory
1300 I Street, NW, Washington, D.C. 20005

ACCESS SERVICE

19. Collocated Interconnection Service #(Cont'd) (C)19.2 Service Description (Cont'd)Short-Term DS3 Service

Short-Term DS3 Cross Connect is provided for Collocators who require a DS3 service for a short duration of 30 days or less, such as for a convention, trade show, or demonstration.

Short-Term DS3 service is provided where facilities permit and is subject to a full month's billing for each 30-day period regardless of time in service. In addition, special construction charges for nonreusable equipment or additional labor costs apply. The nonrecurring charges that will be applied to Short-Term DS3 are shown in Section 7.5.9 preceding. (Z)

19.2.1 Minimum Periods

The minimum service periods for Switched and Special Access Collocated Interconnection facilities are as follows:

DS3: 12 Months

All other services: 1 month

When service is disconnected prior to the expiration of the minimum period, charges are applicable for the balance of the minimum period.

The Minimum Period Charge for monthly billed services will be determined as follows:

- (1) For Switched, Special, XA-FRS, and XA-SMDS Access facilities, the charge for a month or fraction thereof is 100% of the applicable monthly rates for the service as set forth in 19.7 following.

The minimum Period Charge is in addition to all applicable nonrecurring charges for the service.

See Section 19.1 above for additional information. (N)

(Issued under Transmittal No. 412)

Issued: February 2, 2004

Effective: February 17, 2004

Vice President, Federal Regulatory
1300 I Street, NW, Washington, D.C. 20005

(T)
(T)

ACCESS SERVICE

19. Collocated Interconnection Service #(Cont'd) (C)19.3 Regulations

- (A) The Collocator must provide to the Telephone Company the Design and Planning Fee, as specified in Section 19.7 following, along with a completed Collocation Application Form for each central office Collocated Interconnection arrangement requested. Collocators requesting unique Virtual Interconnection arrangements will be billed a negotiated Design and Planning Fee (based on design and planning costs incurred due to their unique Collocation request) following their submission to the Telephone Company of a completed Collocation Application Form and the completion of any necessary initial negotiations.
- (B) The Telephone Company will process Applications for Collocation on a first-come, first-served basis as determined through the receipt of a completed Collocation Application Form and applicable Design and Planning Fee in accordance with the provisions of Telephone Company Tariff. No work or design and planning will commence until after the Collocator has provided to the Telephone Company the applicable Design and Planning Fee as specified in Section 19.7 following.
- (C) To the extent practicable and consistent with the needs of the Telephone Company and other Collocators, the Telephone Company will make a best effort to place the Physically Collocated Interconnection space so as to permit the Collocator to expand its Collocated Interconnection within the same contiguous area.
- (D) Subject to availability, Physically-Collocated and SCOPE Interconnection arrangements will be provided on a first-come, first-served basis in a Physically-Collocated or SCOPE office until such space and facilities are exhausted. In such instances where two or more requests for space are received at the same time for a central office building with limited space, a lottery will be administered to determine the order of selection of applicants. Central offices as defined in Section 19.7.3 following, located within the Collocator premises are available for Collocation subject to the approval of the premises owner.

See Section 19.1 above for additional information. (N)

(Issued under Transmittal No. 412)

Issued: February 2, 2004

Effective: February 17, 2004

Vice President, Federal Regulatory
1300 I Street, NW, Washington, D.C. 20005

(T)
(T)

ACCESS SERVICE

19. Collocated Interconnection Service #(Cont'd)

(C)

19.3 Regulations (Cont'd)

- (E) If the space remaining in the defined portion of the central office in which Physical Collocation is provided (the "Collocation Space") is less than 100 square feet or otherwise configured so as to be unsuited to meet the requirements of another Collocator that has requested such space, the existing Collocator(s) shall have the option of applying for any portion(s) of the remaining space. Section 19.3.5 following will apply once the space is granted.
- (F) In the event that the Collocator withdraws its request for Collocation service prior to completion, the Telephone Company will refund the pre-paid Design and Planning Fee less the actual costs incurred. If a Collocator cancels or withdraws its request prior to turn-up, the Collocator is responsible for all costs and liabilities incurred by the Telephone Company in developing, establishing, or otherwise furnishing the Collocation arrangement up to the point of cancellation or withdrawal.
- (G) Upon receipt of the Collocator's first Collocation Application Form, the Telephone Company will, upon request, make available to the Collocator at cost any applicable Telcordia or Telephone Company-specific documentation as listed in 19.3.5 following. The Collocator is responsible for obtaining all other applications listed in 19.3.5 following.

See Section 19.1 above for additional information.

(N)

(Issued under Transmittal No. 412)

Issued: February 2, 2004

Effective: February 17, 2004

Vice President, Federal Regulatory
1300 I Street, NW, Washington, D.C. 20005(T)
(T)

ACCESS SERVICE

19. Collocated Interconnection Service #(Cont'd) (C)19.3 Regulations (Cont'd)

(H) A Physical Collocator may occupy only that space set forth in the Collocation schedule(s). Occupancy for all space will be granted upon completion of the Design and Construction work as defined in Section 19.3.1 following, including installation of the Telephone Company cabling at the Point of Termination based on the requested interconnections identified by the Physical Collocator in the Application for Collocation. The standard interval to establish a Physical Collocation arrangement will be 120 business days. The standard interval to establish a Virtual Collocation arrangement will be 60 business days. The Telephone Company will use its best efforts to provide occupancy of the space(s) on the agreed date and will keep the Collocator advised of any delays. However, if the Telephone Company fails for any reason to provide occupancy of the space(s) to the Collocator within the agreed-to interval for turnover of space(s), the Telephone Company shall not be liable to the Collocator in any way as a result of such failure to provide occupancy, provided that the Telephone Company has used reasonable efforts to provide occupancy within the estimated interval for turnover. In the event that the Telephone Company is delayed in providing occupancy to the Collocator for any reason other than the acts or omissions of the Collocator, the Collocator shall not be obliged to pay the Occupancy Fees for such space(s) until the date that the Telephone Company provides occupancy to the Collocator.

(I) The Telephone Company shall have the right to terminate all Collocated Interconnection arrangements at any time with respect to Collocated Interconnection and associated Cable Support Structure(s), and Cable Space(s) where the central office premises becomes the subject of a taking by an eminent authority having such power. The Telephone Company will notify the Collocator in writing as soon as practicable but at least 180 days in advance of such terminations unless the Telephone Company is notified in less than 180 days. The Telephone Company will identify the schedule, as soon as practicable, by which the Collocator must proceed to have the Collocator's equipment or property removed from the Collocated Interconnection and associated Cable Support Structure(s), and Cable Space(s). The Telephone Company shall proceed with such termination and relocation activities in a manner which is intended to be least intrusive to the Collocator. The Telephone Company will work cooperatively with the Collocator to minimize any potential for service interruption, resulting from the relocation. The Collocator shall have no claim against the Telephone Company for: (1) any relocation expenses (unless the Telephone Company is awarded relocation expenses as part of any award made for such taking), (2) any part of any award that may be made for such taking or value of any unexpired initial term or renewal periods that result from a termination by the Telephone Company, or (3) any loss of business from full or partial interruption or interference due to any termination. However, nothing herein shall be construed as preventing the Collocator from making its own claim against the eminent authority ordering the taking of the central office premises.

See Section 19.1 above for additional information.

(N)

(Issued under Transmittal No. 412)

Issued: February 2, 2004

Effective: February 17, 2004

Vice President, Federal Regulatory
1300 I Street, NW, Washington, D.C. 20005

(T)
(T)

ACCESS SERVICE

19. Collocated Interconnection Service #(Cont'd) (C)19.3 Regulations (Cont'd)

- (J) The Collocator may terminate Collocated Interconnection arrangements, Cable Support Structure Space, Cable Space(s) and other arrangements described in Section 19.9 following by giving ninety (90) days prior written notice to the Telephone Company. The Collocator is responsible for the costs of partial termination.
- (K) Collocated Interconnection arrangements will automatically terminate if the central office in which the space is located is closed, decommissioned or sold and is no longer used as a Telephone Company central office. At least one hundred and eighty (180) days written notice will be given to the Collocator of events which may lead to the automatic termination of any such arrangement pursuant to this tariff, except when extraordinary circumstances require a shorter interval. In such cases, the Telephone Company will provide notice to the Collocator as soon as practicable. The Telephone Company will work with the Collocator to identify alternate Collocated Interconnection arrangements. The Telephone Company will work cooperatively with the Collocator to minimize any potential for service interruption resulting from such actions.
- (L) The regulations for Shared Use Analog and Digital High Capacity Services, as specified in Section 7.4.8 preceding, are not applicable for the services provided under Collocated Interconnection.
- (M) When special construction of network facilities is required for the provision of Collocated Interconnection, the regulations for special construction are as set forth in the applicable Special Construction Tariff; however, the applicable rates and charges shall be filed in this section of this tariff, not in the Special Construction tariff.
- (N) Telecommunications carriers may connect equipment housed in Virtual Collocation arrangements to equipment housed in either Physical or SCOPE Collocation arrangements in the same central office. Equipment housed in separate, but non-contiguous, Physical or SCOPE Collocation arrangements in the same central office may be connected by ordering the appropriate cross-connect to each Collocation arrangement.

See Section 19.1 above for additional information. (N)

(Issued under Transmittal No. 412)

Issued: February 2, 2004

Effective: February 17, 2004

Vice President, Federal Regulatory
1300 I Street, NW, Washington, D.C. 20005

(T)
(T)

ACCESS SERVICE

19. Collocated Interconnection Service #(Cont'd) (C)19.3 Regulations (Cont'd)

- (O) The regulations described herein are in addition to other terms and conditions specified in this tariff. The Telephone Company's obligation to provide Collocated Interconnection is contingent upon the Telephone Company's receipt of all applicable fees, rates, charges, application forms and required permits.
- (P) When an existing Collocator vacates Collocated Interconnection Space as specified in Section 19.3(J) preceding, and the Telephone Company has received all appropriate rates and fees and Collocation Construction Charges as specified in this tariff from another Collocator which has requested Collocated Interconnection arrangements in the same Collocated Interconnection Space previously vacated, the Telephone Company will credit the initial Collocator the pro rata share of the Collocator Construction charges paid to the Telephone Company as defined in 19.6(A) following. The Telephone Company will credit the initial Collocator Nonrecurring Cage Construction Charges if another Collocator occupies the same caged space previously occupied by the initial Collocator. The credit to the initial Collocator will be the initial nonrecurring Cage Construction charge less 1/360th for each month elapsed until occupancy occurs with the new incoming Collocator. The new incoming Collocator will be assessed the full nonrecurring Cage Construction charge less 1/360th for each month elapsed from occupancy by the initial Collocator.
- (Q) When ordering Access Services to a Collocation site, customers must provide the Telephone Company with a Letter of Agency (LOA) from the Collocation vendor authorizing the access customer to order to their facility. The LOA should include the quantity and type(s) of services authorized.

See Section 19.1 above for additional information. (N)

(Issued under Transmittal No. 412)

Issued: February 2, 2004

Effective: February 17, 2004

Vice President, Federal Regulatory
1300 I Street, NW, Washington, D.C. 20005

(T)
(T)

ACCESS SERVICE

19. Collocated Interconnection Service # (Cont'd) (C)19.3 Regulations (Cont'd)19.3.1 Design & Planning

- (A) Prior to May 18, 1999, upon receipt of a completed Collocation Application Form for Physical Collocation in an office that has been listed in Section 19.7.3 following, the Telephone Company will calculate an estimated Room Construction Charge on a time and materials basis. For completed Collocation Application Forms received after May 18, 1999, a Space and Facility Charge, as described in Section 19.3.1.1 following, will apply for construction charges.
- (B) The estimated Room Construction Charge includes the rates for the construction work undertaken on behalf of the Collocator and any vendor(s) charges for materials. The Telephone Company shall notify the Collocator of the estimated Room Construction Charge in writing within 30 business days following receipt of a Physical Collocation Application Form.
- (C) If adequate space is unavailable, the Telephone Company will make a reasonable effort to negotiate a tariffed Virtual Collocation arrangement. If the Collocator elects to apply for Virtual Collocation, the difference between the Physical or SCOPE and Virtual Design and Planning Fee will be refunded. If it is determined that adequate space is unavailable and the Collocator does not desire Virtual Collocation, the Telephone Company will refund the pre-paid Design and Planning Fee less the reasonable costs incurred.

See Section 19.1 above for additional information. (N)

(Issued under Transmittal No. 412)

Issued: February 2, 2004

Effective: February 17, 2004

Vice President, Federal Regulatory
1300 I Street, NW, Washington, D.C. 20005

(T)
(T)

ACCESS SERVICE

19. Collocated Interconnection Service # (Cont'd) (C)19.3 Regulations (Cont'd)19.3.1 Design & Planning (Cont'd)

- (D) A Physical Collocator shall have 30 days from receipt of the estimated Room Construction Charge to pay the first installment (50%) of the Collocated Interconnection construction work estimate charges for the initial room construction or, if room construction is completed from previous requests, the full pro rata payment as defined in 19.6 following will apply. The estimated interval for turnover of space will run from the date of payment by the Physical Collocator of the first installment of the estimated Collocated Interconnection Room Construction Charge and will be contingent upon receipt of all applicable required permits. Unless the Collocator notifies the Telephone Company to the contrary, this payment shall signify acceptance of the design as well as all construction work estimates. If the Telephone Company does not receive the first installment of the estimated Room Construction Charge within the 30-day period, the Telephone Company will consider the offer rejected and will cancel the application and make the available space allocated for that application available to meet additional Collocator requests. The Telephone Company will refund the pre-paid Design and Planning Fee less the reasonable costs incurred.
- (E) The Telephone Company shall designate all spaces to be occupied by the Collocator's facilities.
- (F) In the event the Telephone Company determines that the Telephone Company's or any other entity's cable facilities in the Cable Support Structure or the Telephone Company's central office equipment needs rearrangement to accommodate the Collocator's designated facilities, the Telephone Company will include the costs of needed rearrangement activities either in the Special Construction Tariff or in Section 19.9 following depending on the nature of the work involved. The Telephone Company will notify the Collocator of any charges for needed rearrangement activities, in writing, within 30 days of receipt of the Collocator's request for service.

See Section 19.1 above for additional information. (N)

(This page filed under Transmittal No. 412)

Issued: February 2, 2004

Effective: February 17, 2004

Vice President, Federal Regulatory
1300 I Street, NW, Washington D.C. 20005

(T)
(T)

ACCESS SERVICE

19. Collocated Interconnection Service # (Cont'd) (C)19.3 Regulations (Cont'd)19.3.1 Design & Planning (Cont'd) (T)

- (G) The Collocator agrees to meet with the Telephone Company, if requested by the Telephone Company, to review design, work plans and schedules for the central office and installation of the Collocator's designated equipment within the central office.

19.3.1.1 Space & Facility

- (A) After May 18, 1999, upon receipt of a completed Collocation Application Form for Physical Collocation in an office that has been listed in Section 19.7.3 following, a Space and Facility Charge will apply for construction of the first 100 square feet of the Collocation arrangement. When the Collocation arrangement is less than 100 square feet, the Space and Facility Charge will be adjusted by multiplying the difference in the square footage by the Space and Facility Additional Square Foot Charge and subtracting that amount from the charge for 100 square feet. When the Collocation arrangement is more than 100 square feet, the Space and Facility Charge will be adjusted by multiplying the difference in the square footage by the Space and Facility Additional Square Foot Charge and adding that amount to the charge for 100 square feet.

The following example describes the calculation performed to determine the charge for a Collocation arrangement that is greater than 100 square feet.

Example 1: Collocator requests 120 square feet Collocation arrangement

\$47,686.20	Space and Facility Charge (first 100 square feet)
<u>+ 4,768.60</u>	Add'l cost (20 sq. ft. x \$238.43) of contiguous space
\$52,454.80	Adjusted Space and Facility Charge for 120 sq. ft. Collocation arrangement

See Section 19.1 above for additional information. (N)

(Issued under Transmittal No. 412)

Issued: February 2, 2004

Effective: February 17, 2004

Vice President, Federal Regulatory
1300 I Street, NW, Washington, D.C. 20005

(T)
(T)

ACCESS SERVICE

19. Collocated Interconnection Service # (Cont'd) (C)19.3 Regulations (Cont'd)19.3.1 Design & Planning (Cont'd) (T)19.3.1.1 Space & Facility (Cont'd)

The following example describes the calculation performed to determine the charge for a Collocation arrangement that is less than 100 square feet.

Example 2: Collocator requests 25 square feet
Collocation arrangement

\$47,686.20	Space and Facility Charge (first 100 square feet)
<u>-17,882.25</u>	Reduction (75 sq. ft. x \$238.43)
\$29,803.95	Adjusted Space and Facility Charge for 25 sq. ft. Collocation arrangement

- (B) Receipt of the completed Collocation application and the appropriate Design and Planning Fee will determine the order of priority of Collocators' requests.

At the time that the Telephone Company provides the Collocator with its proposal for the design and construction work, the Collocator must review and sign the proposal, indicating acceptance of the plan and pay the Telephone Company 50% of the total Space and Facility nonrecurring charge. The Collocation implementation schedule will start once the Telephone Company receives the 50% payment. If the Telephone Company does not receive the signed proposal and 50% of the total Space and Facility nonrecurring charge within 30 days of the Collocator receiving the proposal from the Telephone Company, the Telephone Company will consider the offer rejected and will cancel the application and make available the space allocated for that application to meet additional Collocation arrangement requests.

The balance of the Space and Facility Charge will be billed to the Collocator at the time the Telephone Company grants occupancy of or 30 days from the date the Telephone Company provides access to the Collocation arrangement.

See Section 19.1 above for additional information. (N)

(Issued under Transmittal No. 412)

Issued: February 2, 2004

Effective: February 17, 2004

Vice President, Federal Regulatory
1300 I Street, NW, Washington, D.C. 20005

(T)
(T)

ACCESS SERVICE

19. Collocated Interconnection Service # (Cont'd) (C)19.3 Regulations (Cont'd)19.3.1 Design & Planning (Cont'd) (T)19.3.1.1 Space & Facility (Cont'd)

Should a Collocator vacate its Collocation arrangement, the Collocator will be credited with the remaining unamortized amount of the Space and Facility Charge upon subsequent occupancy of the same Collocation arrangement by another Collocator or if the same Collocation arrangement is used by the Telephone Company. The subsequent Collocator will be responsible for payment of the remaining unamortized amount of the Space and Facility Charge prior to occupying the Collocation arrangement.

- (C) Effective May 18, 1999, the Telephone Company will discontinue the Common Nonrecurring Charge Proration described in Section 19.6(A) following. All new applications for Physical Collocation arrangements received after May 18, 1999, will be billed the appropriate Space and Facility Charge. In addition, all pending applications for rooms that are under construction on May 18, 1999, where final costs have not yet been rendered, will be billed at the appropriate Space and Facility Charge.

Collocators who have paid under the Proration plan for more than their share of an existing room where there is still space for additional Collocators will be made whole to the appropriate flat rate when the space is fully occupied and paid for by the other Collocators. No refunds will be given in those rooms where there is no additional space available and all pro rata refunds have already been given.

See Section 19.1 above for additional information. (N)

(Issued under Transmittal No. 412)

Issued: February 2, 2004

Effective: February 17, 2004

Vice President, Federal Regulatory
1300 I Street, NW, Washington, D.C. 20005

(T)
(T)

ACCESS SERVICE

19. Collocated Interconnection Service # (Cont'd) (C)19.3 Regulations (Cont'd)19.3.2 Acceptance and Turnover of Space(s)

- (A) The Telephone Company will notify the Physical Collocator in writing of the completion of the Collocated Interconnection construction work.
- (B) For completed Collocation Application forms received prior to May 18, 1999, and before beginning installation work or occupancy, the Physical Collocator must provide the Telephone Company with a signed statement indicating acceptance of the Collocated Interconnection construction work. The Telephone Company will render a final bill to reconcile the Collocated Interconnection construction work estimate with actual costs when specific charges are made available after completion of the Collocated Interconnection construction work. Payment is due within 30 days of the bill date.
- (C) Before beginning delivery, installation, replacement or removal work for equipment and/or facilities located within the Collocated Interconnection Space, the Collocator must obtain the Telephone Company's written approval of the Collocator-proposed scheduling of the work in order to coordinate use of temporary staging areas and other building facilities. The Telephone Company may request additional information before granting approval and may require scheduling changes.
- (D) Temporary Staging Area

The Physical Collocator shall have the right to use a portion of the central office(s) and loading areas, if available, on a temporary basis during the Physical Collocator's equipment installation work in the Collocated Interconnection Space. The Physical Collocator is responsible for protecting the Telephone Company's equipment and central office walls and flooring within the staging area and along the staging route. The Physical Collocator will store equipment and materials within the Collocated Interconnection Space when work is not in progress (e.g., overnight). No storing of equipment and materials overnight will be permitted in the staging area(s). The Physical Collocator will meet all Telephone Company fire, safety, security and environmental requirements. The temporary staging area will be vacated and delivered to the Telephone Company in a broom-clean condition upon completion of the installation work. The Telephone Company may assess a cleaning charge for failure to comply with this obligation. The cleaning charge will be as set forth for Additional Labor in the Telephone Company's tariff(s), Access Service, Section 13.

See Section 19.1 above for additional information. (N)

(Issued under Transmittal No. 412)

Issued: February 2, 2004

Effective: February 17, 2004

Vice President, Federal Regulatory
1300 I Street, NW, Washington, D.C. 20005

(T)
(T)

ACCESS SERVICE

19. Collocated Interconnection Service # (Cont'd) (C)19.3 Regulations (Cont'd)19.3.2 Acceptance and Turnover of Space(s) (Cont'd) (T)(E) Inspections of Physical Collocator's Facilities

The Telephone Company has the right to inspect, at the Physical Collocator's expense, the completed installation of the Physical Collocator's equipment and facilities and to make subsequent and periodic inspections of the Physical Collocator's equipment and facilities occupying Collocated Interconnection Space(s), associated Cable Space and Cable Support Structure Space. Such further inspections will be at the expense of the Physical Collocator if that Physical Collocator is found not to be in compliance with the terms and conditions of this tariff. The Telephone Company will notify the Physical Collocator in writing at least two weeks in advance of such Telephone Company initiated inspections, and the Physical Collocator shall have the right to be present at the time of inspection. The Telephone Company will make no more than one inspection on a monthly basis. This inspection limitation does not include inspections of an emergency nature or inspections initiated by outside agencies (e.g., fire, safety and insurance). The Telephone Company will notify the Collocator in writing of any outside agency inspection promptly upon being notified by the specific agency requesting such inspection unless the Telephone Company is not notified in time; in such cases the Telephone Company will notify the Collocator as soon as reasonably possible. The Physical Collocator shall have the right to be present at the time of inspection by the outside agency unless the Telephone Company is not notified in advance of such inspections.

In the event that an emergency necessitates an inspection, the Telephone Company, as soon as reasonably possible, will notify the Collocator of the emergency, the nature of the emergency, and that an inspection is being conducted in response to the emergency.

See Section 19.1 above for additional information. (N)

(Issued under Transmittal No. 412)

Issued: February 2, 2004

Effective: February 17, 2004

Vice President, Federal Regulatory
1300 I Street, NW, Washington, D.C. 20005

(T)
(T)

ACCESS SERVICE

19. Collocated Interconnection Service # (Cont'd) (C)19.3 Regulations (Cont'd)19.3.3 Other Obligations of Collocators(A) Insurance

All following regulations apply, unless otherwise agreed to between the Physical Collocator and the Telephone Company, and specifically explained in Section 19.9 following.

- (1) The Physical Collocator shall, at its sole cost and expense, procure, maintain, pay for and keep in force insurance as specified in Sections 19.3.3(A)(2)(a), (b), (c), and (d) following and underwritten by insurance companies licensed to do business in the jurisdiction where Collocation occurs having a BEST Insurance rating of at least AA-12, which is consistent with the rating maintained by all companies doing business with the Telephone Company. The Telephone Company shall be named as an ADDITIONAL INSURED and a LOSS PAYEE on ALL applicable policies as specified in Sections 19.3.3(A)(2)(a), (b), (c), and (d) following.
- (2)
 - (a) Comprehensive General Liability coverage on an occurrence basis in an amount of \$2 million combined single limit for bodily injury and property damage, with a policy aggregate of \$4 million. Said coverage shall include the contractual, independent contractors products/completed operations, broad form property and personal injury endorsements.
 - (b) Umbrella/Excess Liability coverage in an amount of \$10 million in excess of coverage specified in (a) above.
 - (c) All Risk Property coverage on a full replacement cost basis insuring all of the Physical Collocator's real and personal property situated on or within the Telephone Company location(s). The Physical Collocator may also elect to purchase business interruption and contingent business interruption insurance.
 - (d)
 - (1) Statutory Worker's Compensation coverage
 - (2) Contractual Liability coverage
 - (3) Automobile Liability coverage
 - (4) Employer's Liability coverage in an amount of \$2 million.

See Section 19.1 above for additional information. (N)

(Issued under Transmittal No. 412)

Issued: February 2, 2004

Effective: February 17, 2004

Vice President, Federal Regulatory
1300 I Street, NW, Washington, D.C. 20005

(T)
(T)

ACCESS SERVICE

19. Collocated Interconnection Service # (Cont'd) (C)19.3 Regulations (Cont'd)19.3.3 Other Obligations of Collocators(A) Insurance (Cont'd)

- (3) All policies purchased by the Physical Collocator shall be deemed to be primary and not contributing to or in excess of any similar coverage purchased by the Telephone Company.
- (4) All insurance must be in effect on or before the Telephone Company authorizes access by the Collocator employees or placement of Collocator equipment or facilities within the Telephone Company premises and such insurance shall remain in force as long as the Physical Collocator's facilities remain within the Telephone Company's central offices. If the Physical Collocator fails to maintain the coverage, the Telephone Company will assume the expense for such coverage and seek reimbursement from the Physical Collocator. Failure to make a timely reimbursement will constitute a material breach of the terms of this tariff.
- (5) The Physical Collocator shall submit certificates of insurance reflecting the coverage specific in Sections 19.3.3(A)(2)(a), (b), (c), and (d) preceding prior to the commencement of the work called for in this tariff. The Physical Collocator shall arrange for the Telephone Company to receive 30 days advance notice of cancellation from the Physical Collocator's insurance company. Notice of cancellation should be forwarded to the Telephone Company:
- (6) The Physical Collocator must also conform to the recommendation(s) made by the Telephone Company's fire insurance company which the Telephone Company has already agreed to or to such recommendations the Telephone Company shall hereafter agree to.
- (7) Failure to comply with the provisions of this Section will be deemed a material breach of the terms of this tariff arrangement.

See Section 19.1 above for additional information. (N)

(Issued under Transmittal No. 412)

Issued: February 2, 2004

Effective: February 17, 2004

Vice President, Federal Regulatory
1300 I Street, NW, Washington, D.C. 20005

(T)
(T)

ACCESS SERVICE

19. Collocated Interconnection Service # (Cont'd) (C)19.3 Regulations (Cont'd)19.3.4 Use of Space

- (A) "Efficiently used" shall mean that substantially all of the floor space is taken up by the equipment specified in the Telephone Company tariffs. Such equipment must be placed no greater than 20% above the minimum distribution permitted by Telcordia Network Engineering Building System (NEBS) Generic Equipment Requirements (GR-63-CORE). The determination as to whether or not this criterion is met is solely within the reasonable judgement of the Telephone Company.

If the Collocated Interconnection space is not secured in a metal enclosure (cage), the equipment frame placement must adhere to minimum aisle spacing standards for that system between the equipment frame placement and the perimeter of the Collocated Interconnection space as defined in the most recent issue of Telcordia Network Equipment Building System (NEBS) requirements (GR-63-CORE).

The Telephone Company will work cooperatively with the collocater to accommodate as many collocation arrangements as possible at central offices where there is limited physical space available.

- (B) If Collocated Interconnection Space is needed to accommodate another Physical Collocator or the Telephone Company's service, the Telephone Company may take back from the Physical Collocator any Collocated Interconnection Space that is not being "efficiently used." In addition, the Telephone Company may take back for the same purposes space that is not being used at all to house equipment specified in the Telephone Company tariffs for Collocated Interconnection. The Physical Collocator will have one hundred eighty (180) days from the time of notice by the Telephone Company to the Physical Collocator of the need for such space to ensure that such space is being used in accordance with the terms herein.

See Section 19.1 above for additional information. (N)

(Issued under Transmittal No. 412)

Issued: February 2, 2004

Effective: February 17, 2004

Vice President, Federal Regulatory
1300 I Street, NW, Washington, D.C. 20005

(T)
(T)

ACCESS SERVICE

19. Collocated Interconnection Service # (Cont'd)19.3 Regulations (Cont'd)19.3.5 Installation, Engineering and Maintenance(A) Specifications

- (1) Collocation facilities shall be placed, maintained, relocated or removed in accordance with the applicable requirements and specifications of the current editions of the National Electrical Code (NEC), the National Electrical Safety Code (NESC) and rules and regulations of the Occupational Safety and Health Act (OSHA), the Federal Communications Commission, and any other governing authority having jurisdiction. All Collocated entrance facilities and splices must comply with the Telcordia Generic Specification for Optical Fiber and Optical Fiber Cable (GR-20-CORE, Issue 3), Cable Placing Handbook, Cable Splicing Handbook, Cable Maintenance Handbook, and General Information Tools and Safety, as they relate to fire, safety, health, environmental safeguards or interference with Telephone Company services or facilities. The Collocator's designated equipment located within the Telephone Company's central office must comply with the most recent issue, unless otherwise specified, of Telcordia Network Equipment - Building System (NEBS) requirements (GR-63-CORE, Issue 1). This equipment must also comply with the most current issue, unless otherwise specified, of the Telephone Company's Network Equipment Installation Standards (Verizon Information Publication IP 72201, Issue 1A) and the Telephone Company's Central Office Engineering Standards (Verizon Information Publication IP 72013, Issue 6). (C)(x)

Where a difference in specification may exist, the more stringent shall apply. The Collocator's designated facilities shall not electronically or inductively interfere with the Telephone Company's, other Collocator's, tenant's or any other party's facilities. If such interference occurs, the Telephone Company may take action as permitted under Section 2 preceding.

- (2) The Telephone Company reserves the right to specify the type of cable, equipment and construction standards required in situations not otherwise covered in this tariff. In such cases, the Telephone Company will at its discretion furnish to the Collocator written material which will specify and explain the required construction.

See Section 19.1 above for additional information.

(x) GR-20-CORE, Issue 3, replaces TR-TSY-00020 in its entirety.

GR-63-CORE, Issue 1, replaces GR-63-CORE in its entirety.

Verizon Information Publication IP 72201, Issue 1A, replaces Verizon Information Publication IP 72201 in its entirety.

Verizon Information Publication IP 72013, Issue 6, replaces Verizon Information Publication IP 72013 in its entirety.

(Issued under Transmittal No. 1037)

Issued: August 27, 2009

Effective: September 11, 2009

Vice President, Federal Regulatory
1300 I Street, NW, Washington, D.C. 20005

ACCESS SERVICE

19. Collocated Interconnection Service # (Cont'd) (C)19.3 Regulations (Cont'd)19.3.5 Installation, Engineering and Maintenance (Cont'd)(B) Entrance Facilities(1) Entry Points

The Telephone Company will provide, when requested, two separate points of entry to a central office whenever there are at least two entry points for the Telephone Company cable and both entrances have available facilities. In those central offices with only one entry point, a Collocator may request Special Construction of any additional entry points. The Design and Planning Fee is based on the requested number of entry points. Special Construction charges as specified in the Special Construction tariff or Section 19.7 following, will apply in these instances.

The Collocator may also interconnect its transmission equipment with transmission equipment located in another Interexchange Carrier point of presence already located in the same Telephone Company building as the serving wire center, access tandem, or remote node (i.e., a point of presence established under terms other than those specified for Collocated Interconnection). Cable Installation and Cable Support Structure charges, as defined in 19.7.4 and 19.7.5 following, will apply.

(2) Central Office Manhole

The Collocator is responsible for installing and maintaining its fiber optic cable to the Telephone Company-designated location serving the central office and for leaving sufficient cable length for the Telephone Company to extend fully such cable through the cable vault located in the central office to the location of the Collocated Interconnection Space or the Virtual Collocation equipment as the case may be.

A Virtual Collocator alternatively may request a Telephone Company-performed splice to the Telephone Company-provided fire-retardant cable in the Telephone Company central office cable vault. If the cable vault splicing option is chosen, the Collocator is still responsible for placement of the fiber optic facility to the central office manhole or another Telephone Company-designated location.

See Section 19.1 above for additional information. (N)

(Issued under Transmittal No. 412)

Issued: February 2, 2004

Effective: February 17, 2004

Vice President, Federal Regulatory
1300 I Street, NW, Washington, D.C. 20005

(T)
(T)

ACCESS SERVICE

19. Collocated Interconnection Service # (Cont'd) (C)19.3 Regulations (Cont'd)19.3.5 Installation, Engineering and Maintenance (Cont'd)(B) Entrance Facilities (Cont'd)(2) Central Office Manhole (Cont'd)

The installation and maintenance of the fiber optic cable to the Telephone Company-designated location require a Telephone Company escort. Escorts shall be paid for based on rates as specified in Section 19.7 following. All Collocator work performed on the Telephone Company premises requires a Telephone Company escort.

In the Telephone Company-designated location serving the central office in a Telephone Company manhole, the Telephone Company reserves the right to exclude all equipment and facilities, other than cable, from its central office manholes. No metallic sheath cable may be placed in the Telephone Company manholes or central offices. No Collocator-performed splicing will be permitted in the central office or manhole, except within a Collocated dedicated space.

(3) Point of Interconnection

The Telephone Company will designate Points(s) of Interconnection at the point(s) of demarcation between the Collocator-designated facilities and the Telephone Company facilities. The Telephone Company will provide and be responsible for installing and maintaining all facilities on the Telephone Company side of the Point of Interconnection.

See Section 19.1 above for additional information. (N)

(Issued under Transmittal No. 412)

Issued: February 2, 2004

Effective: February 17, 2004

Vice President, Federal Regulatory
1300 I Street, NW, Washington, D.C. 20005

(T)
(T)

ACCESS SERVICE

19. Collocated Interconnection Service # (Cont'd) (C)19.3 Regulations (Cont'd)19.3.5 Installation, Engineering and Maintenance (Cont'd)(B) Entrance Facilities (Cont'd)(4) Cable Installation and Cable Support Structure

The Telephone Company will extend the Collocator-provided fiber optic cable to the cable vault and place the cable in the Telephone Company-provided fire retardant tubing prior to extension to the central office equipment, except as described in Section 19.10.3 following. Any applicable Special Construction charges will apply.

In Virtual Collocation, the Collocator may opt for the cable vault splicing option. The Telephone Company will extend the Collocator-provided fiber optic cable to the cable vault where it will be spliced to the Telephone Company-provided fire retardant cable, except as described in Section 19.10.3 following.

The Telephone Company is responsible for installing the Collocator-designated fiber optic feeder cable in the Cable Support Structure to the Collocated Interconnection location. The cable installation and Cable Support Fees are set forth in Section 19.7 following.

See Section 19.1 above for additional information. (N)

(Issued under Transmittal No. 412)

Issued: February 2, 2004

Effective: February 17, 2004

Vice President, Federal Regulatory
1300 I Street, NW, Washington, D.C. 20005

(T)
(T)

ACCESS SERVICE

19. Collocated Interconnection Service # (Cont'd) (C)19.3 Regulations (Cont'd)19.3.5 Installation, Engineering and Maintenance (Cont'd)(C) Collocated Interconnection Space(1) Physical Collocation Space

The Telephone Company is responsible for providing Collocated Interconnection Space in accordance with this tariff. The Physical Collocator will be responsible for accepting delivery, installation and maintenance of its equipment within the Collocated Interconnection Space. The Physical Collocator may not construct improvements or make alterations or repairs to the Collocated Interconnection Space without the prior written approval of the Telephone Company.

(2) Virtual Collocation

The Telephone Company will be responsible for installation, maintenance and all related activities between its equipment and the Collocator-provided equipment and for the maintenance and related activities for the fiber facilities located between the Collocator-provided equipment and the Telephone Company-designated location serving the central office building. The Telephone Company is also responsible for maintenance of the Collocator-provided equipment.

See Section 19.1 above for additional information. (N)

(Issued under Transmittal No. 412)

Issued: February 2, 2004

Effective: February 17, 2004

Vice President, Federal Regulatory
1300 I Street, NW, Washington, D.C. 20005

(T)
(T)

ACCESS SERVICE

19. Collocated Interconnection Service # (Cont'd) (C)19.3 Regulations (Cont'd)19.3.5 Installation, Engineering and Maintenance (Cont'd)(D) Point of Interconnection(1) Physical Collocation

The Telephone Company will designate Point(s) of Interconnection at the point(s) of physical demarcation between Physical Collocator's facilities and the Telephone Company facilities. The Telephone Company will provide and be responsible for installing and maintaining all facilities on the Telephone Company side of the Point of Interconnection. The Physical Collocator will pay a Maintenance of Service Charge, as specified in Section 13 preceding, whenever Telephone Company personnel are required to identify a trouble as being on the Physical Collocator's side of the Point of Interconnection; e.g., in the connection cabling or associated cross connections on the Physical Collocator's side.

(2) Virtual Collocation

The Telephone Company will work cooperatively with the Collocator to permit all appropriate testing and maintenance. The Collocator is responsible for providing the terminating transmission equipment, as specified in Section 19.3.5(G) following. The Collocator must also specify all software options for the transmission equipment and associated plug-ins. In addition, the Collocator shall provide the following:

- all necessary plug-ins/circuit packs (both working and spare) including any required options that must be physically set on the plug-ins
- all unique tools and test equipment

See Section 19.1 above for additional information. (N)

(Issued under Transmittal No. 412)

Issued: February 2, 2004

Effective: February 17, 2004

Vice President, Federal Regulatory
1300 I Street, NW, Washington, D.C. 20005

(T)
(T)

ACCESS SERVICE

19. Collocated Interconnection Service # (Cont'd)

(C)

19.3 Regulations (Cont'd)19.3.5 Installation, Engineering and Maintenance (Cont'd)(E) Installation and Engineering Options

The Collocator has two options for the installation and engineering of the Collocator-provided equipment: (1) engage the services of the Telephone Company at rates specified in Section 19.7(C) and/or 19.7(D) following; (2) contract directly with a Telephone Company-approved installation vendor. Under option (2), the Collocator may itself become a Telephone Company-approved installation vendor upon prior approval of the Telephone Company.

(F) Non-Compliant Installations and Operations

If at any time the Telephone Company reasonably determines that either the equipment or the engineering and installation, if contracted per (2) above, do not meet the requirements outlined in this tariff, the Collocator will be responsible for the costs associated with the removal of equipment or modification of the equipment or engineering and installation to render it compliant. If the Collocator fails to correct any non-compliance with these standards within 15 days' written notice to the Collocator, the Telephone Company may have the equipment removed or the condition corrected at the Collocator's expense. If, during the installation phase, the Telephone Company reasonably determines that any Collocator-designated equipment is unsafe, non-standard or in violation of any applicable fire, environmental, security or other laws or regulations, the Telephone Company has the right to immediately stop the work until the problem is corrected to the Telephone Company's satisfaction. However, when any of the above conditions poses an immediate threat to the safety of the Telephone Company employees, interferes with the performance of the Telephone Company's service obligations, or poses an immediate threat to the physical integrity of the Cable Support Structure or any other facilities of the Telephone Company, the Telephone Company may perform such work and/or take such action that the Telephone Company deems necessary without prior notice to the Collocator. The reasonable cost of said work and/or actions shall be borne by the Collocator. The Telephone Company reserves the right to remove products, facilities and equipment from its list of approved products if such products, facilities and equipment are determined to be no longer compliant with NEBS and the Telephone Company standards.

See Section 19.1 above for additional information.

(N)

(Issued under Transmittal No. 412)

Issued: February 2, 2004

Effective: February 17, 2004

Vice President, Federal Regulatory
1300 I Street, NW, Washington, D.C. 20005

(T)

(T)

ACCESS SERVICE

19. Collocated Interconnection Service # (Cont'd)

(C)

19.3 Regulations (Cont'd)19.3.5 Installation, Engineering and Maintenance (Cont'd)

- (G) Defined Virtual DS1 and DS3 Collocated Interconnection services will interconnect with Transmission Equipment (i.e., SONET Network Elements (SNE) or Optical Line Terminating Equipment (OLTE)) located in the Telephone Company's central office. In order to ensure the compatibility of the transmission capabilities, associated protection and the SNE or OLTE located in both the Collocator's premises and the Telephone Company's central office, the SNE or OLTE, as well as the fiber located in the Telephone Company's central office, will be provided by the Collocator to the Telephone Company for a nominal sum. The Telephone Company will own and maintain the fiber, cable, and transmission equipment that the Telephone Company purchases from the Collocator. Upon termination of the service arrangement pursuant to the Telephone Company tariff, the Collocator has the option of repurchasing the same SNE or OLTE for the same nominal sum initially paid to the Collocator.
- (H) The Collocator will be responsible for obtaining and providing to the Telephone Company administrative codes, e.g., common language codes, for all equipment installed in central office buildings. These codes, commonly obtained from the equipment manufacturer or Telcordia, must be consistent with those used by the Telephone Company for its own equipment.
- (I) All central office Collocated Interconnections will be DS1 or DS3 at the electrical side of the transmission equipment as listed in 19.3.5(G) preceding. Additional types of Collocated Interconnection will be tarified upon receipt of a Bona Fide Request, where the needed technology is available.

See Section 19.1 above for additional information.

(N)

(Issued under Transmittal No. 412)

Issued: February 2, 2004

Effective: February 17, 2004

Vice President, Federal Regulatory
1300 I Street, NW, Washington, D.C. 20005(T)
(T)

ACCESS SERVICE

19. Collocated Interconnection Service # (Cont'd)

(C)

19.3 Regulations (Cont'd)19.3.5 Installation, Engineering and Maintenance (Cont'd)

- (J) DS3 to DS1 multiplexing is only available in the Telephone Company-designated Hubs, as indicated in the National Exchange Carrier Association Tariff F.C.C. No. 4.
- (K) Reserved
- (L) DS1-DS0 multiplexing is only available in the Telephone Company-designated Hubs, as indicated in the National Exchange Carrier Association Tariff F.C.C. No. 4.
- (M) Reserved
- (N) Reserved
- (O) If the Collocator wishes to view the Virtual Collocation arrangement in the Telephone Company central offices, the Collocator's personnel will be allowed access only when a Telephone Company-authorized representative is available. The Telephone Company shall provide an authorized representative to accompany the Collocator's personnel for access to these central offices on reasonable notice, and the charges for the Telephone Company-authorized representative's time will be as set forth for Collocation Labor rates as specified in Section 19.7 following.

See Section 19.1 above for additional information.

(N)

(Issued under Transmittal No. 412)

Issued: February 2, 2004

Effective: February 17, 2004

Vice President, Federal Regulatory
1300 I Street, NW, Washington, D.C. 20005(T)
(T)

ACCESS SERVICE

19. Collocated Interconnection Service # (Cont'd)

(C)

19.3 Regulations (Cont'd)19.3.5 Installation, Engineering and Maintenance (Cont'd)(P) Security Arrangements

- (1) The Physical Collocator must abide by all Telephone Company security practices for non-Telephone Company employees with access to the Telephone Company central offices.
- (2) The Physical Collocator will maintain with the Telephone Company a list of all Physical Collocator employees who are currently authorized by the Physical Collocator to access its Collocated Interconnection Space and will include social security numbers of all such individuals. The Physical Collocator will also maintain with the Telephone Company a list of its Collocated-approved vendors and their Social Security numbers who request access to Interconnection Space. Only those individuals approved by the Telephone Company will be allowed access to the Telephone Company central office and the Collocated Interconnection Space. Where required by agencies of federal, state, or local government, only individuals that are U.S. citizens will be granted access. All Physical Collocator personnel must obtain and conspicuously wear a non-employee Telephone Company identification card. Former employees of the Telephone Company will be given access to the Telephone Company central office by the Physical Collocator in accordance with the Telephone Company's normal security procedures applicable to any Vendor(s) or Contractor(s) on the Telephone Company's premises.
- (3) The Telephone Company, for good cause shown, may deny access to any individual authorized by the Physical Collocator to have access to its space.
- (4) In the event of work stoppages, separate entrances will be established for the Physical Collocator, where possible. Failure to provide such separate entrances shall not render the Telephone Company liable for any claim for damages. The Physical Collocator will notify the Telephone Company of any work stoppages by Physical Collocator employees.

(T)

See Section 19.1 above for additional information.

(N)

(Issued under Transmittal No. 412)

Issued: February 2, 2004

Effective: February 17, 2004

Vice President, Federal Regulatory
1300 I Street, NW, Washington, D.C. 20005

(T)

(T)

ACCESS SERVICE

19. Collocated Interconnection Service # (Cont'd)

(C)

19.3 Regulations (Cont'd)19.3.5 Installation, Engineering and Maintenance (Cont'd)(Q) Removals, Relocations and Rearrangements

Upon termination of all or any 100-square-foot portion of the Physical Collocator's Collocated Interconnection arrangements pursuant to Section 2 of this tariff, the Physical Collocator must remove its equipment from that space within 30 days. Upon removal by the Physical Collocator of all its equipment from the Collocated Interconnection Space or portion thereof, the Physical Collocator will reimburse the Telephone Company for the cost to restore the Collocated Interconnection Space to its original condition at time of occupancy and to make whatever modifications are needed to reduce the size of the occupancy. The cost will be applied on a time and materials basis as set forth in Section 13 preceding. Due to physical and technical constraints, removal of cable will be at the Telephone Company's option. When the Physical Collocator wishes to consolidate its facilities which were located in two or more Collocated Interconnection Space locations, a request must be submitted to the Telephone Company, and the Telephone Company will provide the Physical Collocator with an estimate of the cost which the Physical Collocator must pay for such a consolidation, the cost of which will be calculated on the basis of the initial construction. The cost will be applied on a time and materials basis as set forth in Section 13 preceding. Monthly charges for Cable Support Structure apply until the cable is removed. The Removal Charge will be applied on a time and materials basis as set forth in Section 13 preceding.

(R) Access Rights of the Telephone Company

The Physical Collocator will provide access to its Collocated Interconnection Space at all times to allow the Telephone Company to react to emergencies, to maintain the building operating systems (where applicable and necessary) and to ensure compliance with OSHA/Telephone Company regulations and standards related to fire, safety, health and environmental safeguards. Except under emergency conditions, the Telephone Company will notify the Physical Collocator when access is required, and the Physical Collocator will have the option to be present at the time of access. If emergency access occurs, the Telephone Company will inform the Physical Collocator as soon as reasonably possible after the termination of the emergency.

See Section 19.1 above for additional information.

(N)

(Issued under Transmittal No. 412)

Issued: February 2, 2004

Effective: February 17, 2004

Vice President, Federal Regulatory
1300 I Street, NW, Washington, D.C. 20005

(T)

(T)

ACCESS SERVICE

19. Collocated Interconnection Service # (Cont'd)

(C)

19.3 Regulations (Cont'd)19.3.5 Installation, Engineering and Maintenance (Cont'd)(S) Shared Building Facilities

Where the Physical Collocator shares a common entrance to the central office with the Telephone Company, the reasonable use of shared building facilities (e.g., elevators, unrestricted corridors, designated restrooms, etc.) will be permitted. However, access to such facilities may be restricted by security requirements, and a Telephone Company employee may be required to accompany the Physical Collocator's personnel.

In certain central offices, the Collocator's personnel will be allowed access only when an authorized Telephone Company technician is available. The Telephone Company shall provide a technician to accompany the Collocator's personnel for access to these central offices on reasonable notice, and the charges for the Telephone Company technician's time will be as set forth for Additional Labor in the Telephone Company's tariff, Access Service, Section 13 preceding.

See Section 19.1 above for additional information.

(N)

(Issued under Transmittal No. 412)

Issued: February 2, 2004

Effective: February 17, 2004

Vice President, Federal Regulatory
1300 I Street, NW, Washington, D.C. 20005

(T)

(T)

ACCESS SERVICE

19. Collocated Interconnection Service # (Cont'd)

(C)

19.3 Regulations (Cont'd)19.3.6 Rules of Conduct

The Collocator agrees that its employees/vendors with access to the Telephone Company central office(s) shall at all times adhere to the rules of conduct established by the Telephone Company for the central office, the Telephone Company's personnel and vendors provided to the Collocator. The Telephone Company reserves the right to make changes to such procedures and rules to preserve the integrity and operation of the Telephone Company network or facilities or to comply with applicable laws and regulations. The Telephone Company will provide the Collocator with written notice of such changes.

19.3.7 Liability and Damages

- (A) The Telephone Company shall be liable to the Collocator only for and to the extent of any physical damage directly and primarily caused by the negligence of the Telephone Company's agents or employees to the Collocator-designated facilities or equipment occupying the Telephone Company's central office. The Telephone Company shall not be liable to the Collocator or customers of the Collocator for any interruption of the Collocator's service or for interference with the operation of the Collocator-designated facilities arising in any manner out of the Collocator's presence in the Telephone Company's central office(s), unless such interruption or interference is caused by the Telephone Company's willful misconduct.
- (B) The Collocator shall indemnify, defend and hold harmless the Telephone Company from and against any and all losses, claims, demands, causes of action and costs, including attorneys' fees, whether suffered, made, instituted or asserted by the Collocator or by any other party or person for damages to property and injury or death to persons, including payments made under any Workers' Compensation Law or under any plan for employees' disability and death benefits, which may arise out of or be caused by the installation, maintenance, repair, replacement, presence, use or removal of the Collocator-designated equipment or facilities or by their proximity to the equipment or facilities of all parties occupying space in the Telephone Company's central office(s), or by any act or omission of the Telephone Company, its employees, agents, former or striking employees, or contractors in connection therewith. The provisions of this Section 19.3.7 shall survive the termination, cancellation, modification or recession of this tariff arrangement for at least 18 months from the date of termination.

See Section 19.1 above for additional information.

(N)

(Issued under Transmittal No. 412)

Issued: February 2, 2004

Effective: February 17, 2004

Vice President, Federal Regulatory
1300 I Street, NW, Washington, D.C. 20005

(T)

(T)

ACCESS SERVICE

19. Collocated Interconnection Service # (Cont'd)

(C)

19.3 Regulations (Cont'd)19.3.7 Liability and Damages (Cont'd)

- (C) The Collocator shall indemnify, defend and hold harmless the Telephone Company from any and all damages, cost and expenses imposed on the Telephone Company as a result of the Collocator's presence in the central office and/or acts by the Collocator, its employees, or its agents or contractors, including but not limited to damages, costs and expense of relocating Cable Support Structure arrangement resulting from loss of right-of-way or property owner consents and/or the costs and expense of defending these rights.
- (D) In no event shall the Telephone Company or any of its directors, officers, employees or agents be liable for any loss of profit or revenue by the Collocator or for any loss of AC or DC power, HVAC interruptions, consequential, incidental, special, punitive or exemplary damages incurred or suffered by the Collocator, even if the Telephone Company has been advised of the possibility of such loss or damage. The Collocator shall indemnify, defend and hold harmless the Telephone Company, its directors, officers, employees, servants, agents, affiliates and parent from and against any and all claims, costs, expenses or liability arising out of installation and engineering of Collocation equipment.
- (E) The Collocator represents, warrants and covenants that the Collocator shall not cause or permit any other party to cause any environmental conditions in, at or affecting the Telephone Company's central office which violate any Federal, State or Local law, ordinance, rule or regulation. The Collocator shall indemnify, defend and hold harmless the Telephone Company from any and all liability, damage, claim or cost of any kind, including reasonable attorneys' fees resulting from or arising out of any breach of the foregoing sentence. The provisions of this paragraph shall survive the termination, cancellation, modification, or rescission and the termination of any Collocation arrangement with the Collocator for at least 18 months from the date of termination.

See Section 19.1 above for additional information.

(N)

(Issued under Transmittal No. 412)

Issued: February 2, 2004

Effective: February 17, 2004

Vice President, Federal Regulatory
1300 I Street, NW, Washington, D.C. 20005(T)
(T)

ACCESS SERVICE

19. Collocated Interconnection Service # (Cont'd)

(C)

19.3 Regulations (Cont'd)19.3.7 Liability and Damages (Cont'd)

- (F) If the Collocated equipment location as designated by the Telephone Company is partially damaged or rendered partially unusable by fire or other casualty not caused by the Collocator, the damages thereto but not the Collocator equipment contained therein shall be repaired by and at the expense of the Telephone Company.
- (G) The Physical Collocator shall be responsible to ensure that all persons under its control work in compliance herewith, satisfactorily, and in harmony with all others working in the Telephone Company's central office and Cable Support Structure Space.
- (H) (1) If the demised premises or any part thereof shall be damaged by fire or other casualty, the Physical Collocator shall give immediate notice thereof to the Telephone Company, and the regulations in this tariff shall continue in full force and effect except as hereinafter set forth.
- (2) If the Collocated Interconnection Space is partially damaged or rendered partially unusable by fire or other casualty not caused by the Physical Collocator, the damages thereto shall be repaired by and at the expense of the Telephone Company.
- The Occupancy Fee, until such repair shall be substantially completed, shall be apportioned from the day following the casualty according to the part of the Collocated Interconnection Space and/or associated Cable Support Structure Spaces which is usable.
- (3) If the Collocated Interconnection Space or Cable Support Structure Space or Cable Space is totally damaged or rendered unusable by fire or other casualty not caused by the Physical Collocator, then the Occupancy Fees shall be proportionately paid up to the time of the casualty and thenceforth shall cease until the date when the Space shall have been repaired and restored by the Telephone Company, subject to the Telephone Company's right to elect not to restore the same, as hereinafter provided.

See Section 19.1 above for additional information.

(N)

(Issued under Transmittal No. 412)

Issued: February 2, 2004

Effective: February 17, 2004

Vice President, Federal Regulatory
1300 I Street, NW, Washington, D.C. 20005

(T)

(T)

ACCESS SERVICE

19. Collocated Interconnection Service # (Cont'd)

(C)

19.3 Regulations (Cont'd)19.3.7 Liability and Damages (Cont'd)

(I) If the Collocated equipment location or Cable Support Structure Space is rendered wholly unusable through no fault of the Physical Collocator, or if the building shall be so damaged that the Telephone Company shall decide to demolish it, rebuild it, or abandon it for central office purposes (whether or not the demised premises are damaged in whole or in part), then, in any of such events, the Telephone Company may elect to terminate the Collocated Interconnected arrangements in the damaged building by providing written notification to the Collocator as soon as practicable but no later than 180 days after such fire or casualty specifying a date for the termination of the Collocated Interconnected arrangements, which shall not be more than 60 days after the giving of such notice. Upon the date specified in such notice, the term of this agreement shall expire as fully and completely as if such date were the date set forth above for the termination of this agreement. The Physical Collocator shall forthwith quit, surrender and vacate the premises without prejudice. However, the Telephone Company's rights and remedies against the Physical Collocator in effect prior to such termination, and any Occupancy Fee owing, shall be paid up to such date. Any payments of Occupancy Fee made by the Physical Collocator which were on account of any period subsequent to such date shall be returned to the Physical Collocator. Unless the Telephone Company shall serve a termination notice as provided for herein, the Telephone Company shall make the repairs and restorations under the condition of (2) and (3) preceding, with all reasonable expedition subject to delays due to adjustment of insurance claims, labor troubles and causes beyond the Telephone Company's reasonable control. After any such casualty, the Physical Collocator shall cooperate with the Telephone Company's restoration by removing from the Collocated Interconnection Space, as promptly as reasonably possible, all of the Physical Collocator's salvageable inventory and movable equipment, furniture and other property. The Physical Collocator's liability for Occupancy Fee shall resume either upon occupancy by the Physical Collocator or 30 days after written notice from the Telephone Company that the Collocated Interconnection Space or Cable Support Structure Space is restored to a condition comparable to that existing prior to such casualty. The Telephone Company will work cooperatively with the Collocator to minimize any disruption to service, resulting from any damage. The Telephone Company will provide written notification to the Collocator as soon as practicable detailing its plans to rebuild the Collocated Interconnection building. The Telephone Company will restore service to the Collocator as soon as practicable.

See Section 19.1 above for additional information.

(N)

(Issued under Transmittal No. 412)

Issued: February 2, 2004

Effective: February 17, 2004

Vice President, Federal Regulatory
1300 I Street, NW, Washington, D.C. 20005

(T)

(T)

ACCESS SERVICE

19. Collocated Interconnection Service # (Cont'd)

(C)

19.3 Regulations (Cont'd)19.3.8 Confidential Information

The Telephone Company will hold in confidence information provided to it by the Collocator and information known to the Telephone Company as a result of the interconnection of equipment contained in the central office to the Telephone Company facilities and services, if such information is of a competitive nature. Similarly, the Collocator is to hold in confidence information provided to it by the Telephone Company and information known to the Collocator as a result of its presence in Telephone Company locations if such information is of a competitive nature. Neither party is obligated to hold in confidence information that:

- (1) was already known to the party free of any obligation to keep it confidential;
- (2) was or becomes publicly available by other than unauthorized disclosure; or
- (3) was rightfully obtained from a third party not obligated to hold such information in confidence.

See Section 19.1 above for additional information.

(N)

(Issued under Transmittal No. 412)

Issued: February 2, 2004

Effective: February 17, 2004

Vice President, Federal Regulatory
1300 I Street, NW, Washington, D.C. 20005

(T)
(T)

ACCESS SERVICE

19. Collocated Interconnection Service # (Cont'd)19.3 Regulations (Cont'd)19.3.9 Business Integrated Timing Supply

- (A) Business Integrated Timing Supply (BITS) provides a synchronized timing source for the Collocator's electronic communication equipment from a central source within the Telephone Company's network. BITS is the synchronization architecture which the Telephone Company utilizes to distribute and synchronize timing throughout its network. With BITS, timing is distributed from a primary timing reference source to Stratum level clocks or other timing devices within Telephone Company central offices. Timing is extended to various network elements within the central office over cabling from output cards on Timing Signal Generator (TSG) units installed in the central offices. Timing output cards are provided with automatic switching to protect timing should the primary card fail. The BITS/TSG regenerates the primary reference source synchronization signal and reformats the signal into either DS1 or 64 Kbps Composite Clock format, as required by the digital network elements to which timing is extended.
- (2) The Telephone Company will extend timing from output ports on the TSG to the Collocator's network elements within its Virtual Collocation arrangement or to the Point of Termination (POT) Bay of its Physical or SCOPE Collocation arrangement. Cabling from the POT Bay to the network elements located within the Physical or SCOPE arrangement are the responsibility of the Collocator. The maximum cable distance and type of cable to be used are determined by the type of timing signal required (i.e., DS1 or Composite Clock). Distance limitations, cable requirements, and other technical requirements are contained in Technical References GR-436-CORE, Issue 1; GR-1244-CORE, Issue 3; and ANSI T1.101. (C)(x)
(C)(x)
- (3) The Collocator must specify BITS timing in its initial or augment Collocation application and is subject to the appropriate Design and Planning fee for the type of application involved.
- (4) BITS is only available to Collocator's for DS1 and Composite Clock timing requests, subject to the availability of the timing source in the central office involved.
- (5) The rates for BITS include monthly and nonrecurring charges and are shown in Sections 19.7.4(J), 19.7.5(F), and 19.19.1(G) following. Both charges are applied per timing output port requested by the Collocator.

See Section 19.1 above for additional information.

(x) GR-436-CORE, Issue 1, replaces GR-436-CORE in its entirety.
GR-1244-CORE, Issue 3, replaces GR-1244-CORE in its entirety.

(Issued under Transmittal No. 1037)

Issued: August 27, 2009

Effective: September 11, 2009

Vice President, Federal Regulatory
1300 I Street, NW, Washington, D.C. 20005

ACCESS SERVICE
19. Collocated Interconnection Service # (Cont'd) (C)

19.3 Regulations (Cont'd) (D)

See Section 19.1 above for additional information. (N)

(Issued under Transmittal No. 412)

Issued: February 2, 2004 Effective: February 17, 2004

Vice President, Federal Regulatory (T)
1300 I Street, NW, Washington, D.C. 20005 (T)

- ACCESS SERVICE
19. Collocated Interconnection Service # (Cont'd) (C)
19.3 Regulations (Cont'd)

See Section 19.1 above for additional information. (N)

(Issued under Transmittal No. 412)

Issued: February 2, 2004 Effective: February 17, 2004

Vice President, Federal Regulatory (T)
1300 I Street, NW, Washington, D.C. 20005 (T)

ACCESS SERVICE

19. Collocated Interconnection Service # (Cont'd)

(C)

19.4 Physically-Collocated Interconnection

- (A) The minimum size of Interconnection Space will be 25 square feet of segregated secure space per central office building per Collocator. Additional space will be provided on a per request basis, where feasible, and where space is being efficiently used as specified in Section 19.3.4 preceding. Additional space can be requested by the Collocator by completing and submitting a new Collocation Application Form. The Telephone Company will not provide a single Physical Collocator more than half of the initial space available for Physically Collocated Interconnection unless such amount is required to provide 25 square feet of Interconnection Space.

For Physical Collocation applications received after October 28, 1998, the Telephone Company will no longer require the Physical Collocator to secure all its equipment in a metal enclosure (cage) and the rate for Standard and Non-Standard Cage Construction as shown in 19.7.4 following will no longer apply. However, the collocator may at its own expense contract directly with a Telephone Company approved contractor for a standard or non-standard cage construction, providing it conforms with the Telephone Company specifications and safety standards.

For Physical Collocation applications received prior to October 28, 1998, cages provided by the Telephone Company will continue to be provided and maintained as follows. The Telephone Company will require the Physical Collocator to secure all equipment owned or leased by the Physical Collocator in a metal enclosure (cage). The Telephone Company will construct the cage with a standard enclosure or an enclosure with a roof (non-standard). The Telephone Company may require the Physical Collocator to order a non-standard enclosure to ensure the Telephone Company's access to overhead structures for maintenance without the need for entry into the Physical Collocator's Interconnection Space. In cases where there is no other Collocation Space available, the Collocator has the option of accepting the Telephone Company designated Collocation Interconnection Space and paying for a non-standard enclosure. If the Collocator chooses to accept such Collocation Space, then the Collocator will be charged for a Telephone Company provided non-standard cage construction as set forth in Section 19.7 following. In the case of any request, the Physical Collocator may at its own expense contract directly with a Telephone Company approved contractor for a standard or non-standard cage construction, providing it conforms with the Telephone Company specifications and safety standards. The Telephone Company will consider for approval any Collocator recommended contractor not currently approved by the Telephone Company.

See Section 19.1 above for additional information.

(N)

(Issued under Transmittal No. 412)

Issued: February 2, 2004

Effective: February 17, 2004

Vice President, Federal Regulatory
1300 I Street, NW, Washington, D.C. 20005

(T)
(T)

ACCESS SERVICE

19. Collocated Interconnection Service # (Cont'd)

(C)

19.4 Physically-Collocated Interconnection (Cont'd)

- (B) The use of Collocated Interconnection Space by the Physical Collocator is to place equipment owned or leased, installed, operated and maintained by the Physical Collocator, which interconnects with the Telephone Company facilities in accordance with the Telephone Company tariffs.
- (C) The Collocator may place in the Collocated Interconnection Space the equipment described in Section 19.4(H) following. The Collocator is also permitted to place in the Collocated Interconnection Space ancillary equipment such as cross connect frames, as well as storage cabinets and work surfaces (e.g., tables). To help ensure the availability of sufficient space for all the Collocators, the storage cabinets and work surfaces must not take up more than the amount of space specified in Section 19.3.4 preceding describing efficient use of space and must meet the Telephone Company's central office environmental standards. The Collocator may order from the Telephone Company business message rate services for administrative purposes required within the Physical Collocated Interconnection Space. The Collocator may, upon request, order additional administrative lines and/or circuits for the expressed use of directly supporting the network maintenance and administration functions for the collocated equipment within the collocation arrangement.
- (D) The Telephone Company will designate the floor space within each central office that will constitute the Physical Collocator's Interconnection Space. The Telephone Company, at its option and depending on safety and building requirements (e.g., local government, state government, zoning or occupancy regulations, etc.), may require a Physical Collocator to enclose its Interconnection Space in a cage.
- (E) The Physical Collocator is responsible for installing and maintaining its fiber optic cable up to the Telephone Company-designated location and leaving sufficient cable length for the Telephone Company to extend fully such cable to the cable vault located in the central office and to the Collocator's Interconnection Space, except as described in Section 19.10.3 following.
- (F) The Telephone Company will extend the Collocator's fiber optic cable to the cable vault and place the cable in fire retardant tubing prior to extension to the Collocator's Interconnection Space. Any applicable Special Construction charges will apply.

See Section 19.1 above for additional information.

(N)

(Issued under Transmittal No. 412)

Issued: February 2, 2004

Effective: February 17, 2004

Vice President, Federal Regulatory
1300 I Street, NW, Washington, D.C. 20005(T)
(T)

ACCESS SERVICE

19. Collocated Interconnection Service # (Cont'd)

(C)

19.4 Physically-Collocated Interconnection (Cont'd)

- (G) The Physical Collocator shall maintain the fiber optic feeder cable from the central office manhole or other Physical Collocator-designated location into the central office cable vault and between the cable vault and the Collocated Interconnection Space. The Telephone Company shall, upon reasonable notice, provide a technician to accompany the Collocator's personnel within the central office cable vault and between the cable vault and the Collocated Interconnection Space, and the charges for the Telephone Company technician's time will be as set forth for Additional Labor in the Telephone Company's tariff, Access Service, Section 13.
- (H) The Collocator's Interconnection Space will be the location where the Collocator may install and maintain the equipment (e.g., optical terminations, multiplexing) needed to terminate basic transmission facilities in the central office.
- (I) All equipment to be installed in the Telephone Company central offices must comply with the Telcordia Network Equipment - Building System (NEBS) Requirements (GR-63-CORE), the Telephone Company central office environmental and transmission standards and any statutory (local, state or federal) and/or regulatory requirements in effect at the time of equipment installation or that subsequently becomes effective. In addition, all equipment to be installed must comply with the provisions as set forth in Section 19.3.5(A) preceding.
- (J) Effective February 17, 2004, 48-Volt battery-backed DC power will no longer be provided in this tariff.
- (K) The Telephone Company will be responsible for the installation, maintenance and all related activities between Telephone Company equipment and Collocator equipment. The Telephone Company is also responsible for installing a Network Cable Rack between the Collocated Interconnection Space and the Telephone Company's Network. The Network Cable Rack will be provided on a per service basis.
- (L) All central office building Collocated Interconnections will be DS1 and DS3 electrical only.
- (M) DS3 to DS1 multiplexing is only available in the Telephone Company Hubs as indicated in the National Exchange Carrier Association Tariff F.C.C. No. 4.

See Section 19.1 above for additional information.

(N)

(Issued under Transmittal No. 412)

Issued: February 2, 2004

Effective: February 17, 2004

Vice President, Federal Regulatory
1300 I Street, NW, Washington, D.C. 20005(T)
(T)

ACCESS SERVICE

19. Collocated Interconnection Service # (Cont'd)

(C)

19.4 Physically-Collocated Interconnection (Cont'd)

(N) Reserved

- (O) The Telephone Company will permit the Collocator's employees, agents and contractors, as approved by the Telephone Company as specified in Section 19.3.5(E) preceding, to have access to the Collocator's Interconnection Space at all times, except as specified in Section 19.3.5(P) preceding, provided that the Collocator's employees, agents, and contractors comply with all policies and practices of the Telephone Company including those associated with Collocation escort, fire, safety, environmental and security standards.
- (P) The Collocator will be responsible for all installation, maintenance, repair and service functions for Collocator equipment located in its Collocated Interconnection Space.
- (Q) The Telephone Company will work cooperatively with the Collocator to permit all appropriate testing and maintenance.

See Section 19.1 above for additional information.

(N)

(Issued under Transmittal No. 412)

Issued: February 2, 2004

Effective: February 17, 2004

Vice President, Federal Regulatory
1300 I Street, NW, Washington, D.C. 20005(T)
(T)

ACCESS SERVICE

19. Collocated Interconnection Service # (Cont'd)

(C)

19.4 Physically-Collocated Interconnection (Cont'd)

(R) The Collocator may convert a physical collocation arrangement under this tariff to a physical collocation arrangement pursuant to the Order in WC Docket No. 02-237, adopted October 17, 2003 and released October 22, 2003 and subject to (1) through (5) following.

(N)

(x)

I

(x)

(1) The physical collocation arrangement must have been in service or on order (i.e., a Collocation Application has been submitted to the Telephone Company) under this tariff prior to February 17, 2004.

(2) No later than March 18, 2004, the Collocator must notify the Telephone Company of its intent to convert its physical collocation arrangement by submitting written or electronic notification at the same address/website it would normally submit applications for collocation. The notification must include the 11 character CLLI for the physical collocation arrangement, the total square footage of the physical collocation arrangement, the order date for the physical collocation arrangement, and the tariff or Interconnection Agreement to which it is being converted. The Collocator must also specify if any adjustment due under (4) following should be applied as a one-time credit or as an annual credit of nine (9) installments.

(3) The Telephone Company will convert rates and charges for the physical collocation arrangement set forth in Section 19.7 of this tariff pursuant to the Order in WC Docket No. 02-237, adopted October 17, 2003 and released October 22, 2003. The effective date for converted arrangements will be March 18, 2004, regardless of the actual date that the Collocator provided notification to the Telephone Company pursuant to (2) preceding.

(x)

(x)

(N)

See Section 19.1 above for additional information.

(N)

(x) Issued under authority of Special Permission No. 03-105 of the Federal Communications Commission.

(Issued under Transmittal No. 412)

Issued: February 2, 2004

Effective: February 17, 2004

Vice President, Federal Regulatory
1300 I Street, NW, Washington, D.C. 20005

ACCESS SERVICE

19. Collocated Interconnection Service # (Cont'd)19.4 Physically-Collocated Interconnection (Cont'd)

(R) (Cont'd)

- (4) Eligible Collocators will receive an adjustment to offset the difference between the Space and Facility Charges for space preparation and construction of the physical collocation arrangement assessed and paid under this tariff and the corresponding rates and charges applicable under the state rates, terms, and conditions to which the physical collocation arrangement is converted. To be eligible for the credit, the physical collocation arrangement must have been ordered under this tariff after the date specified below in the state in which the physical collocation arrangement was established.

<u>State</u>	<u>Credit Availability Date</u>
Delaware	May 8, 2001
Pennsylvania	April 3, 2001
Maryland	July 24, 2002
New Jersey	January 1, 2001
Virginia	July 15, 2002
Washington D.C.	December 20, 2002

(D)

- (5) The following activities related to the conversion of a physical collocation arrangement pursuant to the Order in WC Docket No. 02-237, adopted October 17, 2003 and released October 22, 2003 will be completed by the Telephone Company within a timeframe that is reasonable to complete such activities.
- (a) Convert the Collocator's service records and associated monthly billing to physical collocation in accordance with the applicable state rates, terms, and conditions; and
- (b) Convert the associated cross-connects to cross-connect services subject to state rates, terms, and conditions; and
- (c) Apply either the one-time credit or first installment of the nine (9) year annual credit as requested by the customer pursuant to (R)(2) preceding. When an annual credit is requested, each annual installment will be applied in the same bill period as the first installment was applied. The adjustment amounts are specified in Section 19.7.4(K)(1) and (K)(2) following. The amounts shown for the annual credit include interest at 5.45%.

See Section 19.1 above for additional information.

(Issued under Transmittal No. 1094)

Issued: June 16, 2010

Effective: July 1, 2010

Vice President, Federal Regulatory
1300 I Street, NW, Washington, D.C. 20005

ACCESS SERVICE

19. Collocated Interconnection Service # (Cont'd) (C)19.4 Physically-Collocated Interconnection (Cont'd)

(R) (Cont'd)

(5) (Cont'd)

For Collocators who choose to convert their existing collocation arrangements under this tariff to state arrangements, both the one-time credit and the annual credit will be applied against and as reductions in the amounts paid by the Collocator in the past under this tariff for space preparation in the accounts in which those payments were made. If, as a result of such credit, there is a net balance payable from the Telephone Company to the Collocator, taking into account all accounts of the Collocator and all liabilities of the Collocator to the Telephone Company, the Collocator will have the option of receiving the net balance as a payment from the Telephone Company or as a continuing credit against future charges.

Credits will not be applied to converted Collocated Interconnection arrangements for which the customer has previously waived claims or executed releases that subsume claims for refund of nonrecurring charges related to Collocated Interconnection under this tariff.

Payment of the annual incentive will continue to the original Collocator if the physical collocation arrangement is disconnected or is assigned to a new billing party as allowed under this tariff.

In all cases, the annual adjustment shall cease after nine (9) years.

- (6) For Collocators who do not convert an existing physical collocation arrangement to a state arrangement, the Telephone Company will provide DC power and other supporting services other than existing cross-connects and existing cable racking and entrance cabling to such arrangements pursuant to the Order in WC Docket No. 02-237, adopted October 17, 2003 and released October 22, 2003. Charges for cable space, other space, and cross-connects under this tariff will continue to apply to such arrangements for facilities in place as of February 17, 2004.

(N)

(x)
(x)
(x)

(N)

See Section 19.1 above for additional information.

(N)

(x) Issued under authority of Special Permission No. 03-105 of the Federal Communications Commission.

(Issued under Transmittal No. 412)

Issued: February 2, 2004

Effective: February 17, 2004

Vice President, Federal Regulatory
1300 I Street, NW, Washington, D.C. 20005

ACCESS SERVICE

19. Collocated Interconnection Service # (Cont'd)

(C)

19.5 Virtually-Collocated Interconnection

- (A) The Virtual Collocator is responsible for installing and maintaining its fiber optic cable to the Telephone Company-designated location serving the central office and leaving sufficient cable length for the Telephone Company to extend fully such cable through the cable vault located in the central office and connect it directly to the central office equipment. The Collocator will not have physical access to the central office building.
- (B) The Telephone Company will extend the Collocator-provided fiber optic cable to the cable vault and place the cable in Telephone Company-provided fire retardant tubing prior to extension to the central office equipment, except as described in Section 19.10.3 following. Any applicable Special Construction charges will apply.

The Telephone Company will splice the Collocator-provided fiber optic cable to the Telephone Company-provided fire-retardant cable in the Telephone Company central office cable vault if the Collocator chooses the cable vault splicing option.

The Collocator may also provide its own transport fiber to interconnect its virtual collocation arrangement with transmission equipment located in another Interexchange Carrier point of presence already located in the same Telephone Company building as the serving wire center, access tandem, or remote node (i.e., a point of presence established under terms other than those specified for Collocated Interconnection). Cable Installation and Cable Support Structure charges, as defined in 19.7.4 and 19.7.5 following, will apply.

See Section 19.1 above for additional information.

(N)

(Issued under Transmittal No. 412)

Issued: February 2, 2004

Effective: February 17, 2004

Vice President, Federal Regulatory
1300 I Street, NW, Washington, D.C. 20005

(T)
(T)

ACCESS SERVICE

19. Collocated Interconnection Service # (Cont'd) (C)19.5 Virtually-Collocated Interconnection (Cont'd)

- (C) Virtual DS3 and DS1 Collocated Interconnection services will interconnect with SONET Network Elements (SNE) or Optical Line Terminating Equipment (OLTE) located in the Telephone Company's central office building. In order to ensure the compatibility of the transmission capabilities, associated protection and the SNE or OLTE located in both the Collocator's premises and the Telephone Company's central office, for those Collocation arrangements established prior to March 14, 2000, the SNE or OLTE as well as the fiber located in the Telephone Company's central office will be provided by the Virtual Collocator to the Telephone Company for a nominal sum. On March 14, 2000, Telephone Company ownership of the Collocator-provided equipment will be converted to an operating lease. For those Collocation arrangements in effect or established between March 14, 2000 and January 31, 2004, the SNE or OLTE, as well as the Virtual Collocator's fiber located in the Telephone Company's central office, will be leased by the Virtual Collocator to the Telephone Company for the sum of one dollar (\$1). The term of the operating lease will run for the duration of the Virtual Collocation arrangement, at which time the Virtual Collocator will remove the equipment. The Telephone Company will maintain all Collocator-provided fiber equipment. (S)(x)

For those Virtual Collocation arrangements established on or after February 1, 2004, the Virtual Collocator will have one of the following options: (S)(x)

- (1) The SNE or OLTE, as well as the Virtual Collocator's fiber located in the Telephone Company's central office, shall be leased by the Virtual Collocator to the Telephone Company for the sum of one dollar (\$1.00). The term of the operating lease will run for the duration of the Virtual Collocation arrangement, at which time the Virtual Collocator will remove the equipment. The Telephone Company will maintain all Collocator-provided fiber equipment. (S)(x)

(x) Reissued material filed under Transmittal No. 406 and effective January 31, 2004.

See Section 19.1 above for additional information. (N)

(This page filed under Transmittal No. 412)

Issued: February 2, 2004

Effective: February 17, 2004

Vice President, Federal Regulatory
1300 I Street, NW, Washington, D.C. 20005

ACCESS SERVICE

19. Collocated Interconnection Service # (Cont'd) (C)19.5 Virtually-Collocated Interconnection (Cont'd)

(C) (Cont'd)

- (2) The Virtual Collocator shall execute a Bill of Sale for one dollar (\$1.00) with the Telephone Company to transfer ownership of the SNE or OLTE, as well as the Virtual Collocator's fiber located in the Telephone Company's central office, from the Virtual Collocator to the Telephone Company. The Bill of Sale must be executed by the Virtual Collocator prior to the applicable equipment being placed in-service. Upon termination of the Virtual Collocation arrangement, the Telephone Company will execute a Bill of Sale for one dollar (\$1.00) with the Virtual Collocator to transfer ownership of the SNE or OLTE, as well as the fiber located in the Telephone Company's central office, from the Telephone Company to the Virtual Collocator. (S)(x)
- (D) The Telephone Company will be responsible for the installation, maintenance and all related activities between its equipment and the Virtual Collocator-provided equipment and for the maintenance and related activities for the fiber facilities located between the Virtual Collocator-provided equipment and the Telephone Company-designated location outside the central office building. (S)(x)
- (E) The Virtual Collocator will be responsible for obtaining and providing to the Telephone Company administrative codes, e.g., common language codes, for all equipment installed in central office buildings. These codes, commonly obtained from the equipment manufacturer or Telcordia, must be consistent with those used by the Telephone Company for its own equipment. (S)(x)
- (F) All Virtual central office Collocated Interconnections will be DS1 and DS3 at the electrical side of the SNE or OLTE.
- (G) DS3 to DS1 multiplexing is only available in Telephone Company-designated Hubs, as indicated in the National Exchange Carrier Association Tariff F.C.C. No. 4.
- (H) Reserved
- (I) The Telephone Company will work cooperatively with the Collocator to permit all appropriate testing and maintenance.

See Section 19.1 above for additional information. (N)

(x) Reissued material filed under Transmittal No. 406 and effective January 31, 2004.

(Issued under Transmittal No. 412)

Issued: February 2, 2004

Effective: February 17, 2004

Vice President, Federal Regulatory
1300 I Street, NW, Washington, DC 20005

ACCESS SERVICE

19. Collocated Interconnection Service # (Cont'd)

(C)

19.6 Rate Regulations(A) Common Nonrecurring Charge Proration

For completed Collocation Application Forms received prior to May 18, 1999, where special arrangements require special construction or additional work, the first Collocator interconnecting in a Telephone Company location will be responsible for all related costs incurred by the Telephone Company. Collocated Interconnection Construction Charges may be filed in Section 19.9 following based on the Collocator-specific arrangements in each central office. Non-recurring Construction Charges will be split between those attributable to each specific Collocator (i.e., "fixed"), and those that are associated with common areas (i.e., "common"). These common costs would be shared with other future Collocators if they utilize the same common areas and are based on the following schedule except when: (1) subsequent Collocators require additional changes to the common areas resulting in additional cost or (2) a different common area is required within the same central office building. Except under exceptional circumstances that will be described in Section 19.7 following, the nonrecurring common costs will be prorated, and the prorated share will be credited to the previous Collocator(s) as additional Collocators utilize Collocated Interconnection services at that location. These credits apply only when other Collocators occupy that location. The following schedule applies to these credits:

<u>Collocator</u>	<u>Common Nonrecurring Charge</u>	<u>Credit</u>
1st	100%	N/A
2nd	50%	50%
3rd	33 1/3%	16 2/3%
4th	25%	8 1/3%
5th and beyond	etc.	etc.

No interest will be paid on credits.

(B) Notice of Discontinuance

Notice of Discontinuance of Collocated Interconnection services must be given by the Collocator at least 90 days prior to the actual discontinuance. Monthly charges will apply for a period of 90 days from the date the Telephone Company receives discontinuance notification or until the requested Discontinuance Date, whichever period is longer. In addition, the Collocator will be responsible for any service termination liability if the minimum service period regulations are not met.

See Section 19.1 above for additional information.

(N)

(Issued under Transmittal No. 412)

Issued: February 2, 2004

Effective: February 17, 2004

Vice President, Federal Regulatory
1300 I Street, NW, Washington, D.C. 20005

(T)

(T)

ACCESS SERVICE

19. Collocated Interconnection Service # (Cont'd)19.6 Rate Regulations (Cont'd)

- (C) Monthly Rates for Connection services (i.e., Cross-Connect Service and Cable Support Fees, as specified in Section 19.7 following) are applicable to Switched Transport, Special Access, XA-FRS, and XA-SMDS services. Application of nonrecurring charges are specified in paragraphs (D) through (G) following. For Connection services provided after February 17, 2004 and for Connection services to converted arrangements pursuant to section 19.4(R), or 19.10.1(G), or 10.10.4(H) following, the applicable cross-connect elements and cable support fees will be provided pursuant to the Order in WC Docket No. 02-237, adopted October 17, 2003 and released October 22, 2003, in lieu of the Cross-Connect Service and Cable Support Fees set forth in Section 19.7 following. (C)

(1) DS1 and DS3 Term Pricing Plans

- (a) DS1 and DS3 Term Pricing Plans (TPPs) are pricing options available to Collocators who subscribe to specific longer term commitment periods in exchange for reduced monthly rates. Effective June 16, 2001, TPPs are available as described in Sections 6.8.22 and 6.8.23 preceding for Switched Access and in Sections 7.4.13 and 7.4.17 preceding for Special Access. Rates and charges for TPPs are contained in Section 6.9.1 preceding for Switched Access and Section 7.5.8 preceding for Special Access.

See Section 19.1 above for additional information.

(x) Issued under authority of Special Permission No. 03-105 of the Federal Communications Commission.

(Issued under Transmittal No. 412)

Issued: February 2, 2004

Effective: February 17, 2004

Vice President, Federal Regulatory
1300 I Street, NW, Washington, D.C. 20005

(N)

(T)
(T)

ACCESS SERVICE

19. Collocated Interconnection Service # (Cont'd) (C)

19.6 Rate Regulations (Cont'd)

See Section 19.1 above for additional information. (N)

(Issued under Transmittal No. 412)

Issued: February 2, 2004

Effective: February 17, 2004

Vice President, Federal Regulatory
1300 I Street, NW, Washington, D.C. 20005

(T)
(T)

ACCESS SERVICE

19. Collocated Interconnection Service # (Cont'd) (C)

19.6 Rate Regulations (Cont'd)

See Section 19.1 above for additional information. (N)

(Issued under Transmittal No. 412)

Issued: February 2, 2004

Effective: February 17, 2004

Vice President, Federal Regulatory
1300 I Street, NW, Washington, D.C. 20005

(T)
(T)

ACCESS SERVICE

19. Collocated Interconnection Service # (Cont'd) (C)

19.6 Rate Regulations (Cont'd)

See Section 19.1 above for additional information. (N)

(Issued under Transmittal No. 412)

Issued: February 2, 2004

Effective: February 17, 2004

Vice President, Federal Regulatory
1300 I Street, NW, Washington, D.C. 20005

(T)
(T)

ACCESS SERVICE

19. Collocated Interconnection Service # (Cont'd) (C)

19.6 Rate Regulations (Cont'd)

See Section 19.1 above for additional information. (N)

(Issued under Transmittal No. 412)

Issued: February 2, 2004

Effective: February 17, 2004

Vice President, Federal Regulatory
1300 I Street, NW, Washington, D.C. 20005

(T)
(T)

ACCESS SERVICE

19. Collocated Interconnection Service # (Cont'd) (C)

19.6 Rate Regulations (Cont'd)

See Section 19.1 above for additional information. (N)

(Issued under Transmittal No. 412)

Issued: February 2, 2004

Effective: February 17, 2004

Vice President, Federal Regulatory
1300 I Street, NW, Washington, D.C. 20005

(T)
(T)

ACCESS SERVICE

19. Collocated Interconnection Service # (Cont'd) (C)

19.6 Rate Regulations (Cont'd)

See Section 19.1 above for additional information. (N)

(Issued under Transmittal No. 412)

Issued: February 2, 2004

Effective: February 17, 2004

Vice President, Federal Regulatory
1300 I Street, NW, Washington, D.C. 20005

(T)
(T)

ACCESS SERVICE

19. Collocated Interconnection Service # (Cont'd) (C)

19.6 Rate Regulations (Cont'd)

See Section 19.1 above for additional information. (N)

(Issued under Transmittal No. 412)

Issued: February 2, 2004

Effective: February 17, 2004

Vice President, Federal Regulatory
1300 I Street, NW, Washington, D.C. 20005

(T)
(T)

ACCESS SERVICE

19. Collocated Interconnection Service # (Cont'd) (C)19.6 Rate Regulations (Cont'd)

- (D) The Design and Planning Fee is based on the number of entry points requested by the Collocator. The Equipment, Installation and Engineering Fees and the Site Augmentation Fees are based on the type of equipment to be collocated. Equipment that does not meet the categories described in Section 19.9 following will be treated on an Individual Case Basis (ICB), provided they are consistent with the types as specified in Section 19.3.5(A)(1) preceding. A nonrecurring charge will be assessed for the installation and engineering of the Collocator's designated equipment only if the Collocator chooses the Telephone Company as the designated installer.
- (E) Service Installation and Rearrangement Nonrecurring Charges apply as specified in Section 6, Switched Access, Section 7, Special Access, and Section 16, Exchange Access Frame Relay and Exchange Access Switched Multi-Megabit Data Services preceding, to each Collocated Interconnection Cross Connect, unless otherwise specified in Section 19.9 following.
- (F) In addition to Cross-Connect service rates and charges specified in (B) through (D) preceding, other monthly and nonrecurring charges as specified in Section 6, Switched Access Service, Section 7, Special Access, and Section 16, Exchange Access Frame Relay and Exchange Access Switched Multi-Megabit Data Services may also apply.
- (G) In addition to other monthly and nonrecurring rates and charges specified in Sections 19.7 and 19.9, a nonrecurring Remote Translations Charge as specified in Section 6.9.1 preceding shall apply. Only remote offices that have the necessary space and technical capabilities will be available for Collocated Interconnection.

See Section 19.1 above for additional information. (N)

(Issued under Transmittal No. 412)

Issued: February 2, 2004

Effective: February 17, 2004

Vice President, Federal Regulatory
1300 I Street, NW, Washington, D.C. 20005

(T)
(T)

ACCESS SERVICE

19. Collocated Interconnection Service # (Cont'd) (C)19.6 Rate Regulations (Cont'd)

(H) Cross-Connect service rates and charges for both Physical and Virtual Collocation arrangements consist of monthly charges and nonrecurring charges.

(1) Currently, fiber optic cross connects are available for access to IntelliLight Broadband Transport (IBT) and for connections between two collocation arrangements. A nonrecurring Service Connection Charge also applies for both Physical and Virtual Collocation arrangements per connection, per transmission rate for connections between two Collocation arrangements as described in Section 19.3(N) preceding. These rates and charges are set forth in Section 19.7 following.

(2) Cross-Connect Service monthly and nonrecurring rates for both Virtual and Physical Collocation are set forth in Sections 19.7.1(B) and 19.7.2(B) following. These rates apply for the connection of the Telephone Company cable and frame terminations and are assessed upon the installation of the terminations and associated cabling.

Cross-Connect Service monthly rates are effective with the installation of, or augment to, the associated Physical or Virtual Collocation arrangement.

(a) For Virtual Collocation, the Telephone Company will convert the Collocator's existing Cross-Connects which are in service as of July 6, 2001 to the Cross-Connect Service rates and charges shown in 19.7.1(B) following. Billing for the converted Cross-Connect Service will commence on July 6, 2001.

(b) For Physical Collocation, the Telephone Company will convert the Collocator's existing Cross-Connects and any non-working Cross-Connects which are in service as of July 6, 2001 to the Cross-Connect Service shown in 19.7.2(B) following. Billing for the converted Cross-Connects (working and non-working) will not begin until August 5, 2001, allowing for a 60-day period during which time the Collocator can evaluate their network requirements and disconnect those pre-positioned cross-connect terminations that need not be converted. Monthly and nonrecurring rates will apply as shown in 19.7.2(B) following to the remaining cross-connect terminations which have not yet been utilized in the provision of access services under this tariff.

See Section 19.1 above for additional information.

(N)

(Issued under Transmittal No. 412)

Issued: February 2, 2004

Effective: February 17, 2004

Vice President, Federal Regulatory
1300 I Street, NW, Washington, D.C. 20005

(T)

(T)

ACCESS SERVICE

19. Collocated Interconnection Service # (Cont'd) (C)19.6 Rate Regulations (Cont'd)

- (I) A SPOT Bay, as described in 19.10.1(D) following, is the connection point between collocated equipment and the Telephone Company network and is shared by all Collocators in the Physical Collocation area. Monthly and nonrecurring charges apply for both the SPOT Bay Frame and Terminations as shown in 19.7.2(C) following and are assessed upon installation of the terminations.
- (J) Recurring Land and Building Charges apply to all Virtual Collocation arrangements and are applied per arrangement. Land and Building Charges are shown in Section 19.7.1(C) following.
- (K) Recurring Relay Rack Charges apply to all Virtual Collocation arrangements and are applied per Quarter Rack or fraction thereof, when the Collocator requests the Telephone Company to provide the relay rack. Relay Rack Charges are shown in Section 19.7.1(D) following.

See Section 19.1 above for additional information. (N)

(Issued under Transmittal No. 412)

Issued: February 2, 2004

Effective: February 17, 2004

Vice President, Federal Regulatory
1300 I Street, NW, Washington, D.C. 20005

(T)
(T)

ACCESS SERVICE

19. Collocated Interconnection Service # (Cont'd) (C)19.7 Rates and Charges

	<u>USOC</u>	<u>Monthly</u>	<u>Nonrecurring Charge</u>
19.7.1 <u>Virtual Collocation</u>			
(A) Service Connection Charge			
Per OC3	NRB19		119.81
Per OC12	NRB19		119.81
Per OC48	NRB19		119.81

See Section 19.1 above for additional information. (N)

(Issued under Transmittal No. 412)

Issued: February 2, 2004

Effective: February 17, 2004

Vice President, Federal Regulatory
1300 I Street, NW, Washington, D.C. 20005(T)
(T)

ACCESS SERVICE

19. Collocated Interconnection Service # (Cont'd) (C)19.7 Rates and Charges (Cont'd)

19.7.1 <u>Virtual Collocation</u> (Cont'd)		<u>USOC</u>	<u>Monthly</u>	<u>Nonrecurring Charge</u>
(B)	Cross-Connect Service			
	Per 28 DSIs	CY3UV	\$154.98	\$1,355.66
	Per DS3	CY3VV	41.54	341.31
	Per 12 Fibers			
	OC3, OC12, OC48	CY3WV	6.65	2,464.00
(C)	Land and Building			
	Per Arrangement	SP1VU	20.43	
(D)	Relay Rack			
	Per Quarter Rack	SP1VV	2.13	

See Section 19.1 above for additional information. (N)

(Issued under Transmittal No. 412)

Issued: February 2, 2004

Effective: February 17, 2004

Vice President, Federal Regulatory
1300 I Street, NW, Washington, D.C. 20005(T)
(T)

ACCESS SERVICE

19. Collocated Interconnection Service # (Cont'd) (C)19.7 Rates and Charges (Cont'd)

	<u>USOC</u>	<u>Monthly</u>	<u>Nonrecurring Charge</u>
19.7.2 <u>Physical Collocation</u>			
(A) Service Connection Charge			
Per OC3	NRB18		\$ 119.81
Per OC12	NRB18		119.81
Per OC48	NRB18		119.81
(B) Cross-Connect Service			
Per 28 DS1s	CY3GP	\$154.98	1,335.66
Per DS3	CY3JP	41.54	341.31
Per 12 Fibers			
OC3, OC12, OC48	CY3LP	6.65	2,464.00
(C) SPOT Bay Frame and Terminations			
Per 28 DS1s	CY3OP	3.09	629.24
Per DS3	CY3PP	.59	120.23
Per 12 Fibers	CY3QP		
OC3, OC12, OC48		2.06	253.28

See Section 19.1 above for additional information. (N)

(Issued under Transmittal No. 412)

Issued: February 2, 2004

Effective: February 17, 2004

Vice President, Federal Regulatory
1300 I Street, NW, Washington, D.C. 20005(T)
(T)

ACCESS SERVICE

19. Collocated Interconnection Service # (Cont'd) (C)

19.7 Rates and Charges (Cont'd)

See Section 19.1 above for additional information. (N)

(Issued under Transmittal No. 412)

Issued: February 2, 2004

Effective: February 17, 2004

Vice President, Federal Regulatory
1300 I Street, NW, Washington, D.C. 20005

(T)
(T)

ACCESS SERVICE

19. Collocated Interconnection Service # (Cont'd) (C)19.7 Rates and Charges (Cont'd)19.7.2 Physical Collocation (Cont'd)

(D) <u>Rates per Square Foot*</u>	<u>Monthly</u>
Band 1	\$1.35
Band 2	\$1.62
Band 3	\$1.96
Band 4	\$2.33
Band 5	\$2.71
Band 6	\$3.13
Band 7	\$3.76

* Applies to either Physical Collocation or SCOPE central offices as specified in Section 19.7.3 following.

See Section 19.1 above for additional information. (N)

(Issued under Transmittal No. 412)

Issued: February 2, 2004

Effective: February 17, 2004

Vice President, Federal Regulatory
1300 I Street, NW, Washington, D.C. 20005

(T)
(T)

ACCESS SERVICE

19. Collocated Interconnection Service # (Cont'd)19.7 Rates and Charges (Cont'd)19.7.3 Telephone Company-Designated Central Offices for Physical, SCOPE, and Virtual Collocated Interconnection

<u>State</u>	<u>C.O.</u>	<u>CLLI</u>	<u>Physical Virtual or SCOPE*</u>	
DC	Anacostia	WASHDCAC	#	Band 3
DC	Benning	WASHDCBN	#	Band 3
DC	Brookland	WASHDCBK	#	Band 3
DC	Congress Heights	WASHDCCH	#	Band 3
DC	Downtown	WASHDCDN	#	Band 5
DC	Dupont	WASHDCDP	#	Band 4
DC	Georgetown	WASHDCGT	#	Band 5
DC	Georgia	WASHDCGG	#	Band 4
DC	Lincoln	WASHDCLC	#	Band 3
DC	Metro	WASHDCMO	#	Band 5
DC	Midtown	WASHDCMT	#	Band 5
DC	Southeast	WASHDCSE	#	Band 3
DC	Southwest	WASHDCSW	#	Band 5
DC	Woodley	WASHDCWL	#	Band 4

See Section 19.1 above for additional information.

* The material deleted on this page and the actual office designations are now available on the Telephone Company's Collocation Space Summary, which can be found at the Telephone Company's Internet website on http://www22.verizon.com/wholesale/local/collocation/detail/1,,info_space,00.html (C)
(C)

(Issued under Transmittal No. 1018)

Issued: May 28, 2009

Effective: June 12, 2009

Vice President, Federal Regulatory
1300 I Street, NW, Washington, D.C. 20005

ACCESS SERVICE

19. Collocated Interconnection Service (Cont'd)

19.7 Rates and Charges (Cont'd)

19.7.3 (Reserved for Future Use)

(T)

(D)

(D)

(Issued under Transmittal No. 412)

Issued: February 2, 2004

Effective: February 17, 2004

Vice President, Federal Regulatory
1300 I Street, NW, Washington, D.C. 20005

(T)

(T)

ACCESS SERVICE

19. Collocated Interconnection Service # (Cont'd)19.7 Rates and Charges (Cont'd)19.7.3 Telephone Company-Designated Central Offices for Physical, SCOPE, and Virtual Collocated Interconnection (Cont'd)

<u>State</u>	<u>C.O.</u>	<u>CLLI</u>	<u>Physical Virtual or SCOPE*</u>	
MD	Aberdeen	ABRDMDAB	#	Band 2
MD	Allentown	ALTWMDAT	#	Band 2
MD	Annapolis	ANNPMDAN	#	Band 4
MD	Arbutus	ARBTMDAR	#	Band 3
MD	Armiger	ARMGMDAR	#	Band 2
MD	Baden	BADNMDBN	#	Band 2
MD	Bainbridge	BNBRMDBR	#	Band 2
MD	Baltimore Univ.	BLTMMDUV	#	Band 2
MD	Bel Air	BLARMDBL	#	Band 3
MD	Beltsville	BTVLMDEV	#	Band 3
MD	Berwyn	CLPKMDBW	#	Band 2
MD	Bethesda	CHCHMDBE	#	Band 4
MD	Bowie	BOWIMDBO	#	Band 2
MD	Bradley	BTHSMDBD	#	Band 4
MD	Brandywine	BRNDMDBE	#	Band 2
MD	Brooklyn	BRKLMDBK	#	Band 2
MD	Bryans Road	BRRDMDBR	#	Band 2
MD	Buckeystown	BCTWMDBT	#	Band 3
MD	Cambridge	CMBRMDCM	#	Band 2
MD	Cardiff	CRDFMDCD	#	Band 2
MD	Catonsville	CTVLMDCD	#	Band 3
MD	Central Avenue	CPHGMDCA	#	Band 2
MD	Chapel Hill	FTWSMDCP	#	Band 2
MD	Charles St.	BLTMMDCH	#	Band 7
MD	Chase	CHASMDCH	#	Band 2
MD	Chestertown	CHRTMDCH	#	Band 2
MD	Chillum	HYVLMDCM	#	Band 2
MD	Church Road	UPMRMDCC	#	Band 3
MD	Churchville	CCVLMDCD	#	Band 2
MD	Clinton	CLTNMDCL	#	Band 2
MD	Cockeysville	CYVLMDCD	#	Band 4
MD	Colesville	SLSPMDCV	#	Band 3
MD	Columbia	CLMAMDCB	#	Band 4
MD	Crofton	COTNMDCR	#	Band 2
MD	Cumberland	CMLDMDCM	#	Band 2

See Section 19.1 above for additional information.

* The material deleted on this page and the actual office designations are now available on the Telephone Company's Collocation Space Summary, which can be found at the Telephone Company's Internet website on http://www22.verizon.com/wholesale/local/collocation/detail/1,,info_space,00.html (C)
(C)

(Issued under Transmittal No. 1018)

Issued: May 28, 2009

Effective: June 12, 2009

Vice President, Federal Regulatory
1300 I Street, NW, Washington, D.C. 20005

ACCESS SERVICE

19. Collocated Interconnection Service # (Cont'd)19.7 Rates and Charges (Cont'd)19.7.3 Telephone Company-Designated Central Offices for Physical, SCOPE, and Virtual Collocated Interconnection (Cont'd)

<u>State</u>	<u>C.O.</u>	<u>CLLI</u>	<u>Physical Virtual or SCOPE*</u>	
MD	Damascus	DMSCMDDE	#	Band 3
MD	Dorrs Corner	DRCRMDDC	#	Band 1
MD	Dundalk	DNDLMDDN	#	Band 3
MD	Easton	ESTNMDES	#	Band 3
MD	Edgewood	EDWDMDEG	#	Band 3
MD	Edmondson	BLTMMDED	#	Band 2
MD	Elkridge	EKRGMDDEL	#	Band 3
MD	Elkton	EKTNMDEK	#	Band 3
MD	Ellicott City	ELCYMDEL	#	Band 2
MD	Essex	ESSXMDEX	#	Band 2
MD	Fork	FORKMDFK	#	Band 3
MD	Frankford	BLTMMDFR	#	Band 2
MD	Frederick	FRDRMDFR	#	Band 3
MD	Friendship	FPATMDFR	#	Band 2
MD	Gaithersburg	GTBGMDGB	#	Band 2
MD	Galesville	GLVLM DGL	#	Band 2
MD	Germantown	GMTWMDGN	#	Band 3
MD	Glen Burnie	GLBRMDGL	#	Band 2
MD	Glenwood	GLWDM DGD	#	Band 2
MD	Hagerstown	HGTWMDHG	#	Band 2
MD	Hamilton	BLTMMDHM	#	Band 2
MD	Hampstead	HMPSMDHE	#	Band 3
MD	Havre De Grace	HDGRMDHV	#	Band 2
MD	Hollywood	HLWMDMDHW	#	Band 2
MD	Hughesville	HUVLM DHV	#	Band 2
MD	Hunt Valley	CYVLMDDA	#	Band 3
MD	Hyattsville	HYVLM DHY	#	Band 2
MD	Indian Head	INHDM DIN	#	Band 2
MD	Jarrettsville	JRVLM DJE	#	Band 2

See Section 19.1 above for additional information.

* The material deleted on this page and the actual office designations are now available on the Telephone Company's Collocation Space Summary, which can be found at the Telephone Company's Internet website on http://www22.verizon.com/wholesale/local/collocation/detail/1,,info_space,00.html (C)
(C)

(Issued under Transmittal No. 1018)

Issued: May 28, 2009

Effective: June 12, 2009

Vice President, Federal Regulatory
1300 I Street, NW, Washington, D.C. 20005

ACCESS SERVICE

19. Collocated Interconnection Service # (Cont'd)19.7 Rates and Charges (Cont'd)19.7.3 Telephone Company-Designated Central Offices for Physical, SCOPE, and Virtual Collocated Interconnection (Cont'd)

State	C.O.	Virtual	Physical	
		CLLI	or SCOPE*	
MD	La Plata	LPLTMDLA	#	Band 2
MD	Landover	LDVRMDLO	#	Band 2
MD	Lanham	LNHMMDLN	#	Band 2
MD	Laurel	LARLMDLR	#	Band 3
MD	Leonardtown	LNTWMDLN	#	Band 2
MD	Lexington Park	LXPKMDLX	#	Band 1
MD	Liberty	BLTMMDLB	#	Band 2
MD	Madison	BLTMMDMD	#	Band 1
MD	Manor	MANRMDMN	#	Band 3
MD	Marlboro	MRBOMDMB	#	Band 3
MD	Mayo	MAYOMDMY	#	Band 3
MD	Mechanicsville	MCHVMDMC	#	Band 1
MD	Milestown	MLTWMDML	#	Band 1
MD	Montrose	RKVLMDMR	#	Band 3
MD	Mt. Airy	MTARMDMA	#	Band 3
MD	Muirkirk	MRKKMDMK	#	Band 2
MD	Mutual	MUTLMDMT	#	Band 2
MD	Norbeck	SLSPMDNB	#	Band 4
MD	North Beach	NRBHMDNE	#	Band 3
MD	North East	NRTEMDNE	#	Band 1
MD	North Point	NRPNMDNP	#	Band 1
MD	Northwood	SLSPMDNW	#	Band 3
MD	Oakdale	OLNYMDOK	#	Band 3
MD	Ocean City	OCCYMDOC	#	Band 3
MD	Ocean City North	OCCYMDON	#	Band 3
MD	Odenton	ODTNMDON	#	Band 2
MD	Owen Brown	CLMAMDOB	#	Band 3
MD	Owings Mills	OWMLMDOM	#	Band 2
MD	Oxon Hill	OXHLMDOH	#	Band 2

See Section 19.1 above for additional information.

* The material deleted on this page and the actual office designations are now available on the Telephone Company's Collocation Space Summary, which can be found at the Telephone Company's Internet website on http://www22.verizon.com/wholesale/local/collocation/detail/1,,info_space_00.html (C)
(C)

(Issued under Transmittal No. 1018)

Issued: May 28, 2009

Effective: June 12, 2009

Vice President, Federal Regulatory
1300 I Street, NW, Washington, D.C. 20005

ACCESS SERVICE

19. Collocated Interconnection Service # (Cont'd)19.7 Rates and Charges (Cont'd)19.7.3 Telephone Company-Designated Central Offices for Physical, SCOPE, and Virtual Collocated Interconnection (Cont'd)

<u>State</u>	<u>C.O.</u>	<u>CLLI</u>	<u>Physical Virtual or SCOPE*</u>	
MD	Parkton	PKTNMDPK	#	Band 1
MD	Parkville	PKVLMDPK	#	Band 2
MD	Parkway	EKRGMDPK	#	Band 1
MD	Parole	PARLMDPA	#	Band 3
MD	Perry Hall	PRHLMDPH	#	Band 2
MD	Pikesville	PIVLMDPK	#	Band 3
MD	Piney Orchard	ODTNMDPO	#	N/A
MD	Poolesville	PLVLMDPV	#	Band 2
MD	Prince Frederick	PRFRMDPF	#	Band 3
MD	Randallstown	RNTWMDRA	#	Band 2
MD	Reisterstown	RSTWMDRS	#	Band 3
MD	Riggs Road	HYVLMDMI	#	Band 2
MD	Rockville	RKVLMDRV	#	Band 2
MD	Saint Margarets	STMRMDSM	#	Band 3
MD	Salisbury	SLBRMDSB	#	Band 1
MD	Severna Park	SVPKMDSP	#	Band 3
MD	Silver Spring	SLSPMDSS	#	Band 3
MD	Snowden River	CLMAMDSR	#	Band 4
MD	Suitland	STLDMDSL	#	Band 1
MD	Sykesville	SYVLMDSK	#	Band 1

See Section 19.1 above for additional information.

* The material deleted on this page and the actual office designations are now available on the Telephone Company's Collocation Space Summary, which can be found at the Telephone Company's Internet website on http://www22.verizon.com/wholesale/local/collocation/detail/1,,info_space,00.html (C)
(C)

(Issued under Transmittal No. 1018)

Issued: May 28, 2009

Effective: June 12, 2009

Vice President, Federal Regulatory
1300 I Street, NW, Washington, D.C. 20005

ACCESS SERVICE

19. Collocated Interconnection Service # (Cont'd)19.7 Rates and Charges (Cont'd)19.7.3 Telephone Company-Designated Central Offices for Physical, SCOPE, and Virtual Collocated Interconnection (Cont'd)

<u>State</u>	<u>C.O.</u>	<u>CLLI</u>	<u>Physical Virtual or SCOPE*</u>	
MD	Temple Hills	TMHLM DTH	#	Band 2
MD	Towson	TWSNMDTW	#	Band 5
MD	Waldorf	WDRFMDWD	#	Band 3
MD	Westminster	WMNSMDWM	#	Band 3
MD	Wheaton	WHTNMDWT	#	Band 4
MD	White Marsh	WHMRMDWM	#	Band 3
MD	Wildwood	BTHSMDWW	#	Band 4
MD	Winters Run	WNRNMDWN	#	Band 2
MD	Wolfe	BLTMMDWL	#	Band 2
MD	Wood Acres	BTHSMDWA	#	Band 4
MD	Woodlawn	WDLWMDWL	#	Band 2
MD	York Road	BLTMMDYK	#	Band 2

See Section 19.1 above for additional information.

* The material deleted on this page and the actual office designations are now available on the Telephone Company's Collocation Space Summary, which can be found at the Telephone Company's Internet website on http://www22.verizon.com/wholesale/local/collocation/detail/1,,info_space,00.html (C)
(C)

(Issued under Transmittal No. 1018)

Issued: May 28, 2009

Effective: June 12, 2009

Vice President, Federal Regulatory
1300 I Street, NW, Washington, D.C. 20005

ACCESS SERVICE

19. Collocated Interconnection Service # (Cont'd)19.7 Rates and Charges (Cont'd)19.7.3 Telephone Company-Designated Central Offices for Physical, SCOPE, and Virtual Collocated Interconnection (Cont'd)

<u>State</u>	<u>C.O.</u>	<u>CLLI</u>	<u>Physical Virtual or SCOPE*</u>	
NJ	Absecon	ABSCNJ02	#	Band 3
NJ	Allentown	ALTWNJAL	#	Band 4
NJ	Asbury Park	ASPKNJAP	#	Band 3
NJ	Atlantic City	ATCYNJAC	#	Band 3
NJ	Atlantic Highlands	ATHGNJAH	#	Band 4
NJ	Avalon	AVLNNJ01	#	Band 3
NJ	Barnegat	BRGTNJ01	#	Band 3
NJ	Bayonne	BYNNNJ02	#	Band 1
NJ	Bayville	BYVLNJBV	#	Band 3
NJ	Beach Haven	BCHNNJ01	#	Band 3
NJ	Beaver Brook	RNMDNJBK	#	Band 3
NJ	Bedminster	BDMNNJ01	#	Band 6
NJ	Belleville	BLVLNJBE	#	Band 3
NJ	Bergen	JRCYNJBR	#	Band 2
NJ	Berlin	BRLNNJBR	#	Band 2
NJ	Bernardsville	BRVLNJBE	#	Band 5
NJ	Blackwood	BKWDNJBW	#	Band 3
NJ	Bloomfield	BLFDNJBL	#	Band 3
NJ	Boonton	BNTNNJBN	#	Band 2
NJ	Bordentown	BOTWNJBO	#	Band 3
NJ	Bound Brook	BDBKNJBD	#	Band 3
NJ	Bridgeton	BGTNNJBG	#	Band 1
NJ	Brigantine	BRIGNJ01	#	Band 3
NJ	Browns Mills	BWMLNJ01	#	Band 3
NJ	Browntown	BWTWNJBT	#	Band 4
NJ	Burlington	BURLNJBU	#	Band 3
NJ	Caldwell	CLWLNJCW	#	Band 3
NJ	Camden	CMDNNJCE	#	Band 3
NJ	Cape May # 1	LOTPNJ01	#	Band 3
NJ	Cape May Court House	CMCHNJCH	#	Band 3
NJ	Carteret	CARTNJCA	#	Band 4
NJ	Cedar Knolls	CDKNNJCK	#	Band 3
NJ	Cedarville	CDVLNJCD	#	Band 1
NJ	Cherry Hill	CRHLNJCH	#	Band 5
NJ	Cliffside Park	CFPKNJCS	#	Band 5
NJ	Clifton	CFTNNJCF	#	Band 3
NJ	Closter	CLSTNJCO	#	Band 4
NJ	Collingswood	CLWDNJCW	#	Band 3
NJ	Cranford	CNFRNJCR	#	Band 3
NJ	Dennisville	WDBINJDS	#	Band 1

See Section 19.1 above for additional information.

* The material deleted on this page and the actual office designations are now available on the Telephone Company's Collocation Space Summary, which can be found at the Telephone Company's Internet website on http://www22.verizon.com/wholesale/local/collocation/detail/1,,info_space,00.html (C)
(C)

(Issued under Transmittal No. 1018)

Issued: May 28, 2009

Effective: June 12, 2009

Vice President, Federal Regulatory
1300 I Street, NW, Washington, D.C. 20005

ACCESS SERVICE

19. Collocated Interconnection Service # (Cont'd)19.7 Rates and Charges (Cont'd)19.7.3 Telephone Company-Designated Central Offices for Physical, SCOPE, and Virtual Collocated Interconnection (Cont'd)

<u>State</u>	<u>C.O.</u>	<u>CLLI</u>	<u>Physical Virtual or SCOPE*</u>	
NJ	Dover	DOVRNJDO	#	Band 1
NJ	Dumont	DUMTNJDM	#	Band 3
NJ	Dunellen	DNLNNJDU	#	Band 4
NJ	East Dover	EDVRNJ01	#	Band 3
NJ	East Orange	EORNNJEO	#	Band 3
NJ	Eatontown	EATNNJEA	#	Band 4
NJ	Edison	EDSNNJED	#	Band 4
NJ	Egg Harbor	EHCVNJEH	#	Band 3
NJ	Elizabeth	ELZBNJEL	#	Band 3
NJ	Elmer	EMERNJEM	#	Band 2
NJ	Englewood	ENWDNJEN	#	Band 4
NJ	Englishtown	EGTWNJET	#	Band 4
NJ	Erskine Lakes	ERLKNJEL	#	Band 4
NJ	Essex	IVTNNJES	#	Band 4
NJ	Ewing	ENVLNJEW	#	Band 3
NJ	Fair Lawn	FRLNNJFL	#	Band 4
NJ	Fairfield	FRFDNJFA	#	Band 3
NJ	Farmingdale	FRDLNJ01	#	Band 3
NJ	Florence	FLRNNJFL	#	Band 3
NJ	Fords	FRDSNJFR	#	Band 4
NJ	Forked River	FKRVNJ01	#	Band 3
NJ	Franklin Park	FNPKNJFP	#	Band 4
NJ	Franklinville	FKVLNJFK	#	Band 3
NJ	Freehold	FRHDNJFH	#	Band 3
NJ	Freehold 2	FRHDNJ02	#	Band 3
NJ	Glassboro	GLBONJGB	#	Band 3
NJ	Gloucester	GLCVNJGL	#	Band 3
NJ	Hackensack	HCKNNJHK	#	Band 3
NJ	Hackettstown	HKTNNJHT	#	Band 5
NJ	Haddonfield	HDFDNJHD	#	Band 3
NJ	Haledon	HLDNNJ01	#	Band 5
NJ	Hamilton Square	HMSQNJHS	#	Band 2
NJ	Hammonton	HMTNNJHA	#	Band 3
NJ	Herbertsville	HBVLNJ01	#	Band 3
NJ	Hightstown	HITNNJHI	#	Band 3

See Section 19.1 above for additional information.

* The material deleted on this page and the actual office designations are now available on the Telephone Company's Collocation Space Summary, which can be found at the Telephone Company's Internet website on http://www22.verizon.com/wholesale/local/collocation/detail/1,,info_space,00.html (C)
(C)

(Issued under Transmittal No. 1018)

Issued: May 28, 2009

Effective: June 12, 2009

Vice President, Federal Regulatory
1300 I Street, NW, Washington, D.C. 20005

ACCESS SERVICE

19. Collocated Interconnection Service # (Cont'd)19.7 Rates and Charges (Cont'd)19.7.3 Telephone Company-Designated Central Offices for Physical, SCOPE, and Virtual Collocated Interconnection (Cont'd)

State	C.O.	CLLI	Physical Virtual or SCOPE*	
NJ	Holmdel	HOLMNJHO	#	Band 3
NJ	Hopatcong	LNNGNJHC	#	Band 4
NJ	Hopewell	HPWLNJHP	#	Band 3
NJ	Humboldt	NWRKNJ03	#	Band 4
NJ	Ironbound	NWRKNJIR	#	Band 4
NJ	Jamesburg	JMBGNJJA	#	Band 4
NJ	Journal Square	JRCYNJJO	#	Band 4
NJ	Keansburg	KNBGNJKE	#	Band 4
NJ	Kearny	KRNYNJKN	#	Band 4
NJ	Keyport	KYPTNJKY	#	Band 3
NJ	Lakehurst	LKHRNJ01	#	Band 3
NJ	Lakewood	LKWDNJLK	#	Band 1
NJ	Lambertville	LMVLNJLV	#	Band 3
NJ	Landisville	LDVLNJLD	#	Band 2
NJ	Laurel Springs	LRSPNJLS	#	Band 4
NJ	Leonia	FTLENJLE	#	Band 4
NJ	Linden	LNDNNJ01	#	Band 4
NJ	Little Egg Harbor	LEHTNJ01	#	Band 3
NJ	Little Falls	LTFLNJLF	#	Band 4
NJ	Little Ferry	LTFYNJLF	#	Band 3
NJ	Livingston	LVTNNJLI	#	Band 4
NJ	Long Branch	LGBRNJLB	#	Band 3
NJ	Madison	MDSNNJMA	#	Band 4
NJ	Manahawkin	MNHWNJ01	#	Band 3
NJ	Marlton	MARLNJMA	#	Band 4
NJ	Mays Landing	MLDGNJ01	#	Band 3
NJ	Medford	MDF'DNJ01	#	Band 3
NJ	Mendham	MNHMJMD	#	Band 5
NJ	Mercerville	MCVLNJMC	#	Band 3
NJ	Merchantville	MHVLNJME	#	Band 3
NJ	Metuchen	MTCHNJMT	#	Band 3
NJ	Middletown	MDTWNJMD	#	Band 3

See Section 19.1 above for additional information.

* The material deleted on this page and the actual office designations are now available on the Telephone Company's Collocation Space Summary, which can be found at the Telephone Company's Internet website on http://www22.verizon.com/wholesale/local/collocation/detail/1,,info_space,00.html (C)
(C)

(Issued under Transmittal No. 1018)

Issued: May 28, 2009

Effective: June 12, 2009

Vice President, Federal Regulatory
1300 I Street, NW, Washington, D.C. 20005

ACCESS SERVICE

19. Collocated Interconnection Service # (Cont'd)19.7 Rates and Charges (Cont'd)19.7.3 Telephone Company-Designated Central Offices for Physical, SCOPE, and Virtual Collocated Interconnection (Cont'd)

State	C.O.	CLLI	Physical Virtual or SCOPE*	
NJ	Millburn	MLBNNJMB	#	Band 4
NJ	Millington	MGTNNJMI	#	Band 4
NJ	Millville	MLVLNJMI	#	Band 2
NJ	Monmouth Junction	MNJTJ01	#	Band 4
NJ	Montclair	MTCLNJMC	#	Band 3
NJ	Moorestown	MSTWNJMO	#	Band 4
NJ	Morristown	MRTWNJMR	#	Band 3
NJ	Mount Holly	MTHLNJMH	#	Band 2
NJ	Mountain Vw	MTVWNJMV	#	Band 3
NJ	Mullica Hill	MLHLNJMH	#	Band 3
NJ	Murray Hill	NWPVNJMH	#	Band 4
NJ	Neptune	NPTUNJNT	#	Band 4
NJ	Neshanic	NSHNNJ01	#	Band 4
NJ	Netcong	NTCNNJ01	#	Band 5
NJ	N. Brunswick	NBWKNJNB	#	Band 3
NJ	New Egypt	NEGPNJ01	#	Band 3
NJ	Newark Mkt	NWRKNJ02	#	Band 3
NJ	Newfoundland	NFLDNJNF	#	Band 4
NJ	North Bergen	NBRGNJNB	#	Band 4
NJ	Nutley	NTLYNJNU	#	Band 3
NJ	Oakland	OKLDNJ01	#	Band 4
NJ	Ocean City	OCCYNJOC	#	Band 3
NJ	Oradell	RVEDNJOR	#	Band 3
NJ	Oriental	ORNTNJOE	#	Band 3
NJ	Palermo	PLRMNJ01	#	Band 3
NJ	Passaic	PSSCNJPS	#	Band 1
NJ	Paterson	PTSNNJAR	#	Band 2
NJ	Paulsboro	PLBONJPB	#	Band 3
NJ	Pemberton	PMTNNJPB	#	Band 3
NJ	Pennington	PNTNNJPN	#	Band 4
NJ	Penns Grove	PGRVNJPG	#	Band 2
NJ	Penns Neck	PNNKNJPN	#	Band 3
NJ	Pennsville	PNVLNJPV	#	Band 3

Collocated Interconnection Service is limited. See Page No. 19-1 for details.

* The material deleted on this page and the actual office designations are now available on the Telephone Company's Collocation Space Summary, which can be found at the Telephone Company's Internet website on http://www22.verizon.com/wholesale/local/collocation/detail/1,,info_space,00.html (C)
(C)

(Issued under Transmittal No. 1018)

Issued: May 28, 2009

Effective: June 12, 2009

Vice President, Federal Regulatory
1300 I Street, NW, Washington, D.C. 20005

ACCESS SERVICE

19. Collocated Interconnection Service # (Cont'd)19.7 Rates and Charges (Cont'd)19.7.3 Telephone Company-Designated Central Offices for Physical, SCOPE, and Virtual Collocated Interconnection (Cont'd)

State	C.O.	CLLI	Physical Virtual or SCOPE*	
NJ	Perth Amboy	PAMBNJPM	#	Band 3
NJ	Phillipsburg	PHBGNJPH	#	Band 2
NJ	Piscataway	PSWYNJPI	#	Band 3
NJ	Plainfield	PLFDNJPF	#	Band 2
NJ	Pleasantville	PSVLNJPL	#	Band 3
NJ	Point Pleasant	PTPLNJPP	#	Band 2
NJ	Pompton Lakes	RVDLNJPL	#	Band 4
NJ	Port Norris	MCTWNJPN	#	Band 1
NJ	Princeton	PRTNNJPC	#	Band 6
NJ	Prospect Plains	PRPLNJPA	#	Band 4
NJ	Rahway	RHWYNJRA	#	Band 3
NJ	Ramsey	RMSYNJRM	#	Band 3
NJ	Red Bank	RDBKNJRB	#	Band 3
NJ	Ridgewood	RGWDNJRW	#	Band 4
NJ	Riverside	RVSDNJRS	#	Band 3
NJ	Riverton	CNMNNJRT	#	Band 3
NJ	Robertsville	RBVLNJRB	#	Band 3
NJ	Rochelle Park	RCPKNJ02	#	Band 4
NJ	Rockaway	DNVLNJRK	#	Band 4
NJ	Roselle	RSLLNJRL	#	Band 3
NJ	Rutherford	RTFRNJRU	#	Band 3
NJ	Salem	SALMNJSA	#	Band 2
NJ	Sea Isle City	SICYNJSI	#	Band 3
NJ	Seaside Park	LVLTNJSP	#	Band 2
NJ	Somers Point	SMPTNJ01	#	Band 1
NJ	Somerville	SOVLNJSM	#	Band 2
NJ	South Amboy	SYRVNJSA	#	Band 4
NJ	South Orange	SORGNJSO	#	Band 3
NJ	South River	SORVNJSR	#	Band 4
NJ	Spotswood	SPWDNJSW	#	Band 4
NJ	Spring Lake	SPLKNJSL	#	Band 3
NJ	Spring Mills	SPMLNJ01	#	Band 3
NJ	Succasunna	SUCCNJSU	#	Band 4
NJ	Summit	SMMTNJSM	#	Band 4
NJ	Surf City	SRCYNJ01	#	Band 3
NJ	Swedesboro	SWBONJSW	#	Band 3
NJ	Toms River	TMRVNJTR	#	Band 1
NJ	Trenton	TRENNJTE	#	Band 4
NJ	Tuckahoe	TKHONJTK	#	Band 2

Collocated Interconnection Service is limited. See Page No. 19-1 for details.

* The material deleted on this page and the actual office designations are now available on the Telephone Company's Collocation Space Summary, which can be found at the Telephone Company's Internet website on http://www22.verizon.com/wholesale/local/collocation/detail/1,,info_space,00.html (C)
(C)

(Issued under Transmittal No. 1018)

Issued: May 28, 2009

Effective: June 12, 2009

Vice President, Federal Regulatory
1300 I Street, NW, Washington, D.C. 20005

ACCESS SERVICE

19. Collocated Interconnection Service # (Cont'd)19.7 Rates and Charges (Cont'd)19.7.3 Telephone Company-Designated Central Offices for Physical, SCOPE, and Virtual Collocated Interconnection (Cont'd)

<u>State</u>	<u>C.O.</u>	<u>CLLI</u>	<u>Physical Virtual or SCOPE*</u>	
NJ	Union City	UNCYNJ02	#	Band 3
NJ	Unionville	UNINNJUV	#	Band 4
NJ	Van Hiseville	VNHSNJVH	#	Band 3
NJ	Ventnor	VNCYNJVN	#	Band 1
NJ	Villas	VLLSNJ02	#	Band 3
NJ	Vincetown	VNTWNJ01	#	Band 3
NJ	Vineland	VNLDNJVL	#	Band 3
NJ	Wall Township	MNSQNJ01	#	Band 4
NJ	Washington	WASHNJWA	#	Band 3
NJ	Waverly	NWRKNJWA	#	Band 5
NJ	Wenonah	MNTUNJWE	#	Band 3
NJ	West Milford	WMFRNJ01	#	Band 4
NJ	West Orange	WORNNJWO	#	Band 3
NJ	West Osborneville	WOVLNJWO	#	Band 3
NJ	Westfield	WSFDNJWS	#	Band 4
NJ	Westwood	HLDLNJWE	#	Band 4
NJ	Whippany	WHIPNJWH	#	Band 3
NJ	White Horse	WHHRNJWH	#	Band 5
NJ	Whiting	WHNGNJ01	#	Band 3
NJ	Wildwood	WLWDNJWI	#	Band 2
NJ	Williamstown	WLTWNJ02	#	Band 1
NJ	Willingboro	WLBONJWB	#	Band 3
NJ	Woodbridge	WDBRNJWD	#	Band 4
NJ	Woodbury	WDBYNJWB	#	Band 2
NJ	Woodport	WDPTNJWP	#	Band 4
NJ	Woodstown	WDTWNJWT	#	Band 2
NJ	Wrightstown	WRTWNJFD	#	Band 4
NJ	Wyckoff	WYCKNJWK	#	Band 4

See Section 19.1 above for additional information.

* The material deleted on this page and the actual office designations are now available on the Telephone Company's Collocation Space Summary, which can be found at the Telephone Company's Internet website on http://www22.verizon.com/wholesale/local/collocation/detail/1,,info_space,00.html (C)
(C)

(Issued under Transmittal No. 1018)

Issued: May 28, 2009

Effective: June 12, 2009

Vice President, Federal Regulatory
1300 I Street, NW, Washington, D.C. 20005

ACCESS SERVICE

19. Collocated Interconnection Service # (Cont'd)19.7 Rates and Charges (Cont'd)19.7.3 Telephone Company-Designated Central Offices for Physical, SCOPE, and Virtual Collocated Interconnection (Cont'd)

<u>State</u>	<u>C.O.</u>	<u>CLLI</u>	<u>Physical Virtual or SCOPE*</u>	
PA	Albrightsville	ABVLPAES	#	Band 2
PA	Alexandria	ALXNPAAX	#	Band 1
PA	Alfarata	ALFAPAAL	#	Band 1
PA	Aliquippa	ALQPPAAL	#	Band 1
PA	Allentown	ALTWPAAL	#	Band 3
PA	Altoona	ALNAPAAL	#	Band 1
PA	Ambler	AMBLPAAM	#	Band 4
PA	Ambridge	AMBRPAAM	#	Band 1
PA	Annville	ANVLPAAN	#	Band 2
PA	Ardmore	ARMRPAAR	#	Band 3
PA	Ashland	ASLDPAAL	#	Band 1
PA	Austin	AUSTPAAU	#	Band 2
PA	Avella	AVLAPAAV	#	Band 1
PA	Avondale	AVDLPAAV	#	Band 1
PA	Baden	BADNPABA	#	Band 1
PA	Bala Cynwyd	BCYNPABC	#	Band 5
PA	Baldwin	PHLAPABA	#	Band 3
PA	Barnesboro	BRBOPABA	#	Band 1
PA	Bath	BATHPABT	#	N/A
PA	Bear Creek	BRCKPAES	#	Band 1
PA	Beaver Falls	BVFLPABF	#	Band 1
PA	Bedminster	BMNSPABM	#	N/A
PA	Belle Vernon	BLVNPABV	#	Band 1
PA	Bellefonte	BLLFPAABE	#	Band 1
PA	Bellevue	BLLVPAABE	#	Band 2
PA	Bellwood	BLWDPABE	#	Band 1
PA	Berwick	BEWKPABR	#	Band 1
PA	Bessemer	BSMRPABE	#	Band 1
PA	Bethayres	BTHYPABH	#	Band 3
PA	Bethel Park	BTPKPABP	#	Band 3
PA	Bethlehem	BHLHPABE	#	Band 3
PA	Big Run	BGRNPABR	#	Band 1
PA	Black Lick	BLCLPABL	#	Band 1
PA	Blairsville	BLVIPABL	#	Band 1
PA	Bloomsburg	BMBGPABL	#	Band 2
PA	Boalsburg	BOALPABO	#	Band 1
PA	Bolivar	BLVRPABO	#	Band 1
PA	Braddock	BRDDPABR	#	Band 2

See Section 19.1 above for additional information.

* The material deleted on this page and the actual office designations are now available on the Telephone Company's Collocation Space Summary, which can be found at the Telephone Company's Internet website on http://www22.verizon.com/wholesale/local/collocation/detail/1,,info_space (C)
,00.html (C)

(Issued under Transmittal No. 1018)

Issued: May 28, 2009

Effective: June 12, 2009

Vice President, Federal Regulatory
1300 I Street, NW, Washington, D.C. 20005

ACCESS SERVICE

19. Collocated Interconnection Service # (Cont'd)19.7 Rates and Charges (Cont'd)19.7.3 Telephone Company-Designated Central Offices for Physical, SCOPE, and Virtual Collocated Interconnection (Cont'd)

<u>State</u>	<u>C.O.</u>	<u>CLLI</u>	<u>Physical Virtual or SCOPE*</u>	
PA	Bradford	BRFRPABR	#	Band 2
PA	Bridgeville	BGVLPAABR	#	Band 3
PA	Bristol	BRSTPABR	#	Band 2
PA	Brownsville	BWVLPABR	#	Band 1
PA	Bryn Mawr	BRYMPABM	#	Band 3
PA	Buckingham	BCHMPABU	#	Band 1
PA	Burgettstown	BTTWPABU	#	Band 1
PA	Bushkill	BSHKPABU	#	Band 2
PA	California	CLFRPACA	#	Band 2
PA	Camp Hill	CPHLPACH	#	Band 2
PA	Canonsburg	CNBGPACA	#	Band 2
PA	Carbondale	CRDLPACA	#	Band 1
PA	Carnegie	CARNPACA	#	Band 3
PA	Carrick	PITBPACA	#	Band 1
PA	Carrolltown	CRTWPACA	#	Band 1
PA	Carversville	CRVVPACA	#	Band 1
PA	Catasqua	CTSQPACT	#	N/A
PA	Catawissa	CTWSPAES	#	Band 1
PA	Center Point	CNPNPACE	#	Band 3
PA	Centre Hall	CTHLPACH	#	Band 1
PA	Charleroi	CHRLPACH	#	Band 1
PA	Cherry Tree	CHTRPACH	#	Band 1
PA	Chester A	CHESPACA	#	Band 3
PA	Chester B	CHESPACB	#	Band 2
PA	Chester Heights	CHTTPACT	#	Band 2
PA	Chester Springs	CSSPPACS	#	Band 1
PA	Chestnut Hill	PHLAPACH	#	Band 2
PA	Churchville	CHVLPACH	#	Band 3
PA	Clairton	CLRTPACL	#	Band 1
PA	Clarion	CLARPACL	#	Band 1
PA	Claysville	CLVIPACL	#	Band 1
PA	Clearfield	CLFDPACL	#	Band 1
PA	Clymer	CLYMPACL	#	Band 1
PA	Coatesville	CTVLPACV	#	Band 2
PA	Collegeville	CGVLPACL	#	Band 4
PA	Connellsville	CNLVPACO	#	Band 1
PA	Conshohocken	CNSHPACN	#	Band 5
PA	Coraopolis	CRPLPACO	#	Band 1

See Section 19.1 above for additional information.

* The material deleted on this page and the actual office designations are now available on the Telephone Company's Collocation Space Summary, which can be found at the Telephone Company's Internet website on http://www22.verizon.com/wholesale/local/collocation/detail/1,,info_space_00.html (C)
(C)

(Issued under Transmittal No. 1018)

Issued: May 28, 2009

Effective: June 12, 2009

Vice President, Federal Regulatory
1300 I Street, NW, Washington, D.C. 20005

ACCESS SERVICE

19. Collocated Interconnection Service # (Cont'd)19.7 Rates and Charges (Cont'd)19.7.3 Telephone Company-Designated Central Offices for Physical, SCOPE, and Virtual Collocated Interconnection (Cont'd)

<u>State</u>	<u>C.O.</u>	<u>CLLI</u>	<u>Physical Virtual or SCOPE*</u>	
PA	Coudersport	CDPTPACO	#	Band 1
PA	Crafton	CRAFPACR	#	Band 3
PA	Cresco	CRESPAES	#	Band 1
PA	Cresson	CRSNPACR	#	Band 1
PA	Curwensville	CRWVPACU	#	Band 1
PA	Danville	DAVLPADA	#	Band 1
PA	Dauphin	DAPHPADA	#	Band 2
PA	Davenport	PHLAPADB	#	Band 3
PA	Dawson	DWSNPADA	#	Band 1
PA	Derry	DRRYPADE	#	Band 1
PA	Dewey	PHLAPADE	#	Band 5
PA	Donora	DNRAPADO	#	Band 1
PA	Dormont	DRMTPADO	#	Band 2
PA	Dorseyville	DRVLPADO	#	Band 1
PA	Downingtown	DWTWPADT	#	Band 2
PA	Downtown	PITBPADT	#	Band 2
PA	Doylestown	DYTWPADB	#	Band 4
PA	Dubois	DUBSPADU	#	Band 1
PA	Dunbar	DUNBPADU	#	Band 1
PA	Eagle	EAGLPAEG	#	Band 2
PA	East Liberty	PITBPAEL	#	Band 2
PA	East Petersburg	EPBGPAEP	#	Band 2
PA	Easton	ESTNPAEA	#	Band 3
PA	Eastwick	PHLAPAEW	#	Band 3
PA	Ebensburg	EBNSPAEB	#	Band 1
PA	Eddington	EDTNPAED	#	Band 5
PA	Eldred	ELDDPAEL	#	Band 1
pa	Elizabeth	ELZBPAEL	#	Band 2
PA	Elizabeth Twsp	ELZTPAET	#	Band 2
PA	Ellwood City	ELCYPAEC	#	Band 1
PA	Elysburg	EYBGPAEL	#	Band 1
PA	Endeavor	ENDVPAEN	#	Band 1
PA	Enola	ENOLPAEN	#	Band 3
PA	Evergreen	PHLAPAEV	#	Band 6
PA	Exton	EXTNPAEX	#	Band 4
PA	Fairchance	FRCHPAFA	#	Band 1
PA	Farmington	FRTNPAFA	#	Band 1
PA	Fayette City	FYCYP AFC	#	Band 1

See Section 19.1 above for additional information.

* The material deleted on this page and the actual office designations are now available on the Telephone Company's Collocation Space Summary, which can be found at the Telephone Company's Internet website on http://www22.verizon.com/wholesale/local/collocation/detail/1,,info_space,00.html (C)
(C)

(Issued under Transmittal No. 1018)

Issued: May 28, 2009

Effective: June 12, 2009

Vice President, Federal Regulatory
1300 I Street, NW, Washington, D.C. 20005

ACCESS SERVICE

19. Collocated Interconnection Service # (Cont'd)19.7 Rates and Charges (Cont'd)19.7.3 Telephone Company-Designated Central Offices for Physical, SCOPE, and Virtual Collocated Interconnection (Cont'd)

State	C.O.	CLLI	Physical Virtual or SCOPE*	
PA	Finleyville	FLYVPAFI	#	Band 1
PA	Fishing Creek	FSCKPAFC	#	Band 1
PA	Fleetwood	FLWDPAFL	#	Band 2
PA	Fort Washington	FTWSPAFW	#	Band 4
PA	Fountain Hill	FNHLPAHL	#	N/A
PA	Frackville	FAVLPAFR	#	Band 1
PA	Freeland	FELDPAFR	#	Band 1
PA	Frenchville	FCVLPAFR	#	Band 1
PA	Galeton	GATNPAGA	#	Band 1
PA	Germantown	PHLAPAGE	#	Band 2
PA	Girardville	GIVLPAGR	#	Band 1
PA	Glen Campbell	GLCMPAGL	#	Band 1
PA	Glen Lyon	GLLYPAGL	#	Band 2
PA	Glenmoore	GLNMPAGL	#	Band 2
PA	Glenolden	GLLDPAGN	#	Band 2
PA	Glenshaw	GLNSPAGL	#	Band 2
PA	Green Lane	GRLAPAGL	#	Band 1
PA	Greensburg	GNBGPAGR	#	Band 2
PA	Greenville	GNVLPAGR	#	Band 1
PA	Grove City	GVCYPAGR	#	Band 1
PA	Gtr Pts Arprt	GPIAPAMT	#	Band 3
PA	Halifax	HLFXPAHX	#	Band 2
PA	Hamburg	HMBGPAHB	#	Band 2
PA	Hamlin	HMLNPAHM	#	Band 2
PA	Harleysville	HRLVPAHV	#	N/A
PA	Harrisburg	HRBGPAHA	#	Band 2
PA	Hastings	HSNGPAHA	#	Band 1
PA	Hatboro	HTBOPAHB	#	Band 4
PA	Hawley	HWLYPAHW	#	N/A
PA	Hazleton	HZTNPAHZ	#	Band 1
PA	Hellertown	HLTWPAHE	#	N/A
PA	Hepburnville	HPVLPAHE	#	Band 1
PA	Herminie	HERMPAHE	#	Band 1
PA	Holidaysburg	HLBGPAHO	#	Band 1
PA	Homer City	HMCYPAHO	#	Band 1
PA	Homestead	HMSTPAHO	#	Band 2
PA	Honesdale	HSDLPAHO	#	Band 1
PA	Honey Brook	HYBKPAHB	#	Band 1

See Section 19.1 above for additional information.

* The material deleted on this page and the actual office designations are now available on the Telephone Company's Collocation Space Summary, which can be found at the Telephone Company's Internet website on http://www22.verizon.com/wholesale/local/collocation/detail/1,,info_space,00.html (C)
(C)

(Issued under Transmittal No. 1018)

Issued: May 28, 2009

Effective: June 12, 2009

Vice President, Federal Regulatory
1300 I Street, NW, Washington, D.C. 20005

ACCESS SERVICE

19. Collocated Interconnection Service # (Cont'd)19.7 Rates and Charges (Cont'd)19.7.3 Telephone Company-Designated Central Offices for Physical, SCOPE, and Virtual Collocated Interconnection (Cont'd)

State	C.O.	CLLI	Physical Virtual or SCOPE*	
PA	Hookstown	HOTWPAHO	#	Band 1
PA	Houtzdale	HTDLPAHZ	#	Band 1
PA	Hummelstown	HUMLPAHM	#	Band 2
PA	Huntingdon	HNTGPAHU	#	Band 1
PA	Imperial	IMPRPAIM	#	Band 1
PA	Indiana	INDIPAIN	#	Band 2
PA	Irwin	IRWNPAIR	#	Band 1
PA	Ivy Ridge	PHLAPAIV	#	Band 2
PA	Jefferson	PHLAPAJE	#	Band 4
PA	Jenkintown	JENKPAJK	#	Band 3
PA	Jeannette	JNNTPAJE	#	Band 1
PA	Jermyn	JRMYPAJE	#	Band 1
PA	Jersey Shore	JRSHPAJS	#	Band 1
PA	Jim Thorpe	JMTHPAJT	#	Band 1
PA	Kane	KANEPAKA	#	Band 1
PA	Kemblesville	KMVLPAKV	#	Band 1
PA	Kennett Square	KNSQPAKS	#	Band 2
PA	King of Prussia	KGPRPAKP	#	Band 5
PA	Kingston	KGTNPAES	#	Band 2
PA	Kirklyn	KRLNPAKL	#	Band 2
PA	Knights Road	PHLAPAKR	#	Band 2
PA	Kuhnsville	KHVLPAKU	#	Band 3
PA	Kulpmont	KLMTPAKU	#	Band 1
PA	Kutztown	KZTNPAKZ	#	Band 2
PA	Lake Ariel	LKARPALA	#	Band 2
PA	Lake Como	LKCMPALC	#	Band 2
PA	Lancaster	LNCSPALA	#	Band 2
PA	Landenburg	LDNBPALB	#	Band 2
PA	Landisville	LDVLPAES	#	N/A
PA	Langhorne	LANGPALA	#	Band 4
PA	Lansdale	LNDLPALD	#	Band 3
PA	Lansdowne	LNSDPALD	#	Band 3
PA	Larchmont	LARCPALM	#	Band 3
PA	Latrobe	LTRBPALA	#	Band 1
PA	Laureldale	LRDLPALB	#	Band 1
PA	Lebanon	LBNNPAES	#	Band 1
PA	Leeper	LEPRPALE	#	Band 1
PA	Leighton	LHTNPALE	#	Band 1
PA	Lewistown	LWTWPALE	#	Band 1
PA	Ligonier	LGNRPALI	#	Band 2

See Section 19.1 above for additional information.

* The material deleted on this page and the actual office designations are now available on the Telephone Company's Collocation Space Summary, which can be found at the Telephone Company's Internet website on http://www22.verizon.com/wholesale/local/collocation/detail/1,,info_space,00.html (C)
(C)

(Issued under Transmittal No. 1018)

Issued: May 28, 2009

Effective: June 12, 2009

Vice President, Federal Regulatory
1300 I Street, NW, Washington, D.C. 20005

ACCESS SERVICE

19. Collocated Interconnection Service # (Cont'd)19.7 Rates and Charges (Cont'd)19.7.3 Telephone Company-Designated Central Offices for Physical, SCOPE, and Virtual Collocated Interconnection (Cont'd)

<u>State</u>	<u>C.O.</u>	<u>CLLI</u>	<u>Physical Virtual or SCOPE*</u>	
PA	Line Lexington	LNLXPALN	#	Band 4
PA	Lock Haven	LCHNPAES	#	Band 1
PA	Locust	PHLAPALO	#	Band 6
PA	Lords Valley	LDVYPALV	#	Band 2
PA	Mahaffey	MHFYPAMA	#	Band 1
PA	Mahanoy City	MHCYPAMC	#	Band 1
PA	Marchand	MRCHPAMA	#	Band 1
PA	Marienville	MRVLPAMA	#	Band 1
PA	Marion Center	MRCTPAMA	#	Band 1
PA	Market	PHLAPAMK	#	Band 5
PA	Marshalls Creek	MRCKPAMC	#	Band 1
PA	Masontown	MSTWPAMA	#	Band 1
PA	Mayfair	PHLAPAMY	#	Band 2
PA	McAdoo	MCADPAMC	#	Band 1
PA	McClellandtown	MCTWPAMC	#	Band 1
PA	McDonald	MCDDPAMC	#	Band 1
PA	Mercer	MRCRPAME	#	Band 2
PA	McKees Rocks	MCRKPAMR	#	Band 2
PA	McKeesport	MCPTPAMK	#	Band 2
PA	McMurray	MCMRPAMC	#	Band 3
PA	McVeytown	MVTWPAES	#	Band 1
PA	Mechanicsburg	MBRGPAME	#	Band 2
PA	Media	MEDIPAME	#	Band 3
PA	Mendenhall	MNDNPAMH	#	Band 1
PA	Middletown	MDTNPAMI	#	Band 1
PA	Midland	MDLDPAMI	#	Band 1
PA	Millersville	MIVLPAMI	#	Band 1
PA	Millvale	MLVAPAMI	#	Band 1
PA	Millville	MLVLPAMI	#	Band 1
PA	Millheim	MLHMPAMI	#	Band 1
PA	Milton	MLTNPAMI	#	Band 1
PA	Minersville	MNVIPAMI	#	Band 1
PA	Monroeville	MOVLPAMO	#	Band 3
PA	Monessen	MONSPAMO	#	Band 1
PA	Monongahela	MNGHPAMO	#	Band 1
PA	Montoursville	MUVLPAES	#	Band 1
PA	Moosic	MOSCPAMC	#	Band 2
PA	Morrisville	MRSLPAMV	#	Band 3

See Section 19.1 above for additional information.

* The material deleted on this page and the actual office designations are now available on the Telephone Company's Collocation Space Summary, which can be found at the Telephone Company's Internet website on http://www22.verizon.com/wholesale/local/collocation/detail/1,,info_space,00.html (C)
(C)

(Issued under Transmittal No. 1018)

Issued: May 28, 2009

Effective: June 12, 2009

Vice President, Federal Regulatory
1300 I Street, NW, Washington, D.C. 20005

ACCESS SERVICE

19. Collocated Interconnection Service # (Cont'd)19.7 Rates and Charges (Cont'd)19.7.3 Telephone Company-Designated Central Offices for Physical, SCOPE, and Virtual Collocated Interconnection (Cont'd)

<u>State</u>	<u>C.O.</u>	<u>CLLI</u>	<u>Physical Virtual or SCOPE*</u>	
PA	Moscow	MSCWPAMW	#	Band 1
PA	Mount Carmel	MTCRPAMC	#	Band 1
PA	Mount Gretna	MTGRPAMG	#	Band 2
PA	Mount Jewett	MTJWPAMJ	#	Band 1
PA	Mount Oliver	PITBPAAL	#	Band 2
PA	Mount Pleasant	MTPTPAMP	#	Band 2
PA	Mount Pocono	MTPCPAMP	#	Band 1
PA	Mount Union	MTUNPAMU	#	Band 1
PA	Mountain Top	MNTPPAMO	#	Band 1
PA	Mountainville	ALTWPAMT	#	Band 2
PA	Nanticoke	NNTCPANA	#	Band 1
PA	Nazareth	NZRTPANA	#	Band 2
PA	Nesquehoning	NSQHPANE	#	Band 2
PA	New Castle	NWCSPANC	#	Band 1
PA	New Cumberland	NCLDPANC	#	Band 3
PA	New Hope	NWHPPANH	#	Band 2
PA	New Florence	NWFLPANF	#	Band 1
PA	New Kensington	NWKNPANK	#	Band 2
PA	New Philadelphia	NWPHPANP	#	Band 2
PA	New Salem	NWSLPANS	#	Band 1
PA	New Stanton	NWSTPANS	#	Band 2
PA	Newfoundland	NFLDPANE	#	Band 2
PA	Newtown	NWTWPANW	#	Band 4
PA	Norristown	NRTWPANR	#	Band 3
PA	North Side	PITBPANS	#	Band 2
PA	North Wales	NWLSPANW	#	N/A
PA	Northampton	NATNPANR	#	N/A
PA	Northumberland	NRLDPAAA	#	Band 1
PA	Numidia	NUMDPANU	#	Band 1
PA	Oakdale	OKDLPAOA	#	Band 1
PA	Oakland	PITBPAOK	#	Band 3
PA	Oakmont	OKMTPAOA	#	Band 3
PA	Olyphant	OLYPPAOL	#	Band 1
PA	Orchard	PHLAPAOR	#	Band 4
PA	Orwigsburg	ORBGP AOR	#	Band 1
PA	Osceola Mills	OSMLPAES	#	Band 2
PA	Oxford	OXFRPAOX	#	Band 1
PA	Palmyra	PLMYPAPA	#	Band 2

See Section 19.1 above for additional information.

* The material deleted on this page and the actual office designations are now available on the Telephone Company's Collocation Space Summary, which can be found at the Telephone Company's Internet website on http://www22.verizon.com/wholesale/local/collocation/detail/1,,info_space,00.html (C)
(C)

(Issued under Transmittal No. 1018)

Issued: May 28, 2009

Effective: June 12, 2009

Vice President, Federal Regulatory
1300 I Street, NW, Washington, D.C. 20005

ACCESS SERVICE

19. Collocated Interconnection Service # (Cont'd)19.7 Rates and Charges (Cont'd)19.7.3 Telephone Company-Designated Central Offices for Physical, SCOPE, and Virtual Collocated Interconnection (Cont'd)

<u>State</u>	<u>C.O.</u>	<u>CLLI</u>	<u>Physical Virtual or SCOPE*</u>	
PA	Paoli	PAOLPAPA	#	Band 4
PA	Parker Ford	PRFDPAPF	#	Band 1
PA	Parkesburg	PRBGPAPB	#	Band 1
PA	Parkwood	PRWDPAPA	#	Band 1
PA	Patton	PATNPAPA	#	Band 1
PA	Paxtang	PXTGPAPG	#	Band 2
PA	Paxtonia	PXTNPAPA	#	Band 1
PA	Penn Hills	PEHLPAPH	#	Band 3
PA	Pennsburg	PNBGPAPB	#	Band 2
PA	Pennypacker	PHLAPAPE	#	Band 6
PA	Perkasie	PRKSPAPE	#	Band 3
PA	Perryopolis	PRYPPAPE	#	Band 1
PA	Perrysville	PYVLPAPE	#	Band 2
PA	Philipsburg	PHBGPAPH	#	Band 1
PA	Phoenixville	PXVLPAPV	#	Band 2
PA	Pilgrim	PHLAPAPI	#	Band 4
PA	Pineville	PIVLPAPV	#	Band 1
PA	Pittston	PTTNPAPI	#	Band 1
PA	Pleasant Gap	PLSGPAPG	#	Band 1
PA	Pleasant Hills	PLHSPAPH	#	Band 3
PA	Plumsteadville	PSVLPAPV	#	Band 2
PA	Plymouth	PLMOPAPL	#	Band 1
PA	Point Marion	PTMRPAPM	#	Band 1
PA	Poplar	PHLAPAPO	#	Band 2
PA	Port Allegany	PTALPAPA	#	Band 1
PA	Portage	PRTGPAPO	#	Band 1
PA	Pottstown	PTTWPAPT	#	Band 3
PA	Pottsville	PTTVPAPO	#	Band 1
PA	Pughtown	PGTWPAPT	#	Band 1
PA	Punxsutawney	PUNXPAPU	#	Band 1
PA	Quakertown	QKTWPAQT	#	Band 2
PA	Reading	RDNGPARE	#	Band 5
PA	Regent	PHLAPARE	#	Band 5
PA	Renovo	RENVPAPE	#	Band 1
PA	Rew	REW PAPE	#	Band 1
PA	Reynoldsville	RYVLPARE	#	Band 1
PA	Ridley Park	RDPKPARP	#	Band 2
PA	Riegelsville	RGVLPARI	#	Band 2

See Section 19.1 above for additional information.

* The material deleted on this page and the actual office designations are now available on the Telephone Company's Collocation Space Summary, which can be found at the Telephone Company's Internet website on http://www22.verizon.com/wholesale/local/collocation/detail/1,,info_space,00.html (C)
(C)

(Issued under Transmittal No. 1018)

Issued: May 28, 2009

Effective: June 12, 2009

Vice President, Federal Regulatory
1300 I Street, NW, Washington, D.C. 20005

ACCESS SERVICE

19. Collocated Interconnection Service # (Cont'd)19.7 Rates and Charges (Cont'd)19.7.3 Telephone Company-Designated Central Offices for Physical, SCOPE, and Virtual Collocated Interconnection (Cont'd)

State	C.O.	CLLI	Physical Virtual or SCOPE*	
PA	Robinson TS	RBTTPART	#	Band 3
PA	Rochester	ROCHPARC	#	Band 1
PA	Roulette	RLTTPARO	#	Band 1
PA	Royersford	RYFRPARF	#	Band 2
PA	Russell	RSSLPARU	#	Band 1
PA	St. Lawrence	SLWBPASL	#	Band 1
PA	Saratoga	PHLAPASA	#	Band 3
PA	Saxton	SXTNPASA	#	Band 1
PA	Schuylkill Haven	SCHNPASC	#	Band 1
PA	Schwenksville	SCHWPASV	#	Band 1
PA	Scottdale	SCDLPASC	#	Band 1
PA	Scranton	SCTNPASC	#	Band 2
PA	Sewickley	SWKYPASE	#	Band 3
PA	Shamokin	SHMKPASH	#	Band 1
PA	Sharon	SHRNPASH	#	Band 1
PA	Sharpsburg	SHSAPASH	#	Band 2
PA	Sharpsville	SRVLPASH	#	Band 1
PA	Shenandoah	SHNDPASH	#	Band 1
PA	Sherwood	PHLAPASH	#	Band 3
PA	Shillington	SHLNPASH	#	Band 2
PA	Sinking Spring	SNSPPASS	#	Band 2
PA	Slatington	SLTTPAES	#	Band 1
PA	Smethport	SMPTPASM	#	Band 1
PA	Smock	SMCKPASM	#	Band 1
PA	Snow Shoe	SWSHPASS	#	Band 1
PA	Souderton	SDTNPASD	#	Band 2
PA	Spring Mills	SPMLPASM	#	Band 1
PA	Springdale	SPDLPASP	#	Band 1
PA	Springfield	SPFDPASF	#	Band 3
PA	Springtown	SPTWPASP	#	Band 2
PA	Squirrel Hill	PITBPASQ	#	Band 3
PA	Standing Stone	STSTPAES	#	Band 2
PA	State College	STCGPAES	#	Band 3
PA	Steelton	SLTNPAST	#	Band 1
PA	Strasburg	STBGPAES	#	N/A
PA	Stroudsburg	SRBGPAES	#	Band 3
PA	Sugar Grove	SGGVPASG	#	Band 1
PA	Sunbury	SNBYPASU	#	Band 1

See Section 19.1 above for additional information.

* The material deleted on this page and the actual office designations are now available on the Telephone Company's Collocation Space Summary, which can be found at the Telephone Company's Internet website on http://www22.verizon.com/wholesale/local/collocation/detail/1,,info_space,00.html (C)
(C)

(Issued under Transmittal No. 1018)

Issued: May 28, 2009

Effective: June 12, 2009

Vice President, Federal Regulatory
1300 I Street, NW, Washington, D.C. 20005

ACCESS SERVICE

19. Collocated Interconnection Service # (Cont'd)19.7 Rates and Charges (Cont'd)19.7.3 Telephone Company-Designated Central Offices for Physical, SCOPE, and Virtual Collocated Interconnection (Cont'd)

<u>State</u>	<u>C.O.</u>	<u>CLLI</u>	<u>Physical Virtual or SCOPE*</u>	
PA	Sykesville	SYVLPASY	#	Band 1
PA	Tamaqua	TAMQPATA	#	Band 2
PA	Tannersville	TNVLPATA	#	Band 2
PA	Tarentum	TRNTPATA	#	Band 2
PA	Taylor	TAYLPATA	#	Band 2
PA	Tidioute	TIDTPATI	#	Band 1
PA	Tionesta	TNSTPATI	#	Band 1
PA	Tobyhanna	TBYHPATO	#	Band 2
PA	Trinity	PHLAPATR	#	Band 2
PA	Trooper	TRPRPATR	#	Band 3
PA	Tullytown	TULYPATU	#	Band 3
PA	Turtle Creek	TRCKPATC	#	Band 2
PA	Tyrone	TYRNPATY	#	Band 1
PA	Ulysses Twsp.	ULYSPAUL	#	Band 2
PA	Uniontown	UNTNPAUN	#	Band 2
PA	Wallenpaupack	WLPKPAES	#	Band 2
PA	Wampum	WMPMPAWA	#	Band 1
PA	Warren	WRRNPAWA	#	Band 2
PA	Warrington	WGTNPAWR	#	Band 4
PA	Washington	WASHPAWA	#	Band 2
PA	Washingtonville	WSHVPAWA	#	Band 1
PA	Waverly	PHLAPAWV	#	Band 4
PA	Wayne	WAYNPAWY	#	Band 5
PA	Weatherly	WTHRPAWE	#	Band 2
PA	West Alexander	WALXPAWA	#	Band 1
PA	West Chester	WCHSPAWC	#	Band 4
PA	West Grove	WGRVPAWG	#	Band 1

See Section 19.1 above for additional information.

* The material deleted on this page and the actual office designations are now available on the Telephone Company's Collocation Space Summary, which can be found at the Telephone Company's Internet website on http://www22.verizon.com/wholesale/local/collocation/detail/1,,info_space,00.html (C)
(C)

(Issued under Transmittal No. 1018)

Issued: May 28, 2009

Effective: June 12, 2009

Vice President, Federal Regulatory
1300 I Street, NW, Washington, D.C. 20005

ACCESS SERVICE

19. Collocated Interconnection Service # (Cont'd)19.7 Rates and Charges (Cont'd)19.7.3 Telephone Company-Designated Central Offices for Physical, SCOPE, and Virtual Collocated Interconnection (Cont'd)

<u>State</u>	<u>C.O.</u>	<u>CLLI</u>	<u>Physical Virtual or SCOPE*</u>	
PA	West Middlesex	WMDLPAWM	#	Band 1
PA	West Mifflin	WMFLPAWM	#	Band 2
PA	West Newton	WNTNPAWN	#	Band 1
PA	West View	WSVWPAWE	#	Band 2
PA	White Haven	WHHNPAWH	#	Band 2
PA	Wilkes-Barre	WLBRPAWB	#	Band 2
PA	Wilkesburg	WKBGPAWK	#	Band 2
PA	Williamsport	WLPTPAWI	#	Band 2
PA	Willow Grove	WLGRPAWG	#	Band 4
PA	Willow Street	WLSTPAWS	#	Band 2
PA	Winburne	WNBRPAWI	#	Band 1
PA	Woodland	WDLDPAWD	#	Band 1
PA	Woolrich	WLRCPAWC	#	Band 1
PA	Wyoming	WYNGPAWY	#	Band 1
PA	Yardley	YRDLPAYL	#	Band 4
PA	Youngsville	YNVLPAYO	#	Band 1
PA	Zelienople	ZLNPPAZE	#	Band 1

See Section 19.1 above for additional information.

* The material deleted on this page and the actual office designations are now available on the Telephone Company's Collocation Space Summary, which can be found at the Telephone Company's Internet website on http://www22.verizon.com/wholesale/local/collocation/detail/1,,info_space,00.html (C)
(C)

(Issued under Transmittal No. 1018)

Issued: May 28, 2009

Effective: June 12, 2009

Vice President, Federal Regulatory
1300 I Street, NW, Washington, D.C. 20005

ACCESS SERVICE

19. Collocated Interconnection Service # (Cont'd)19.7 Rates and Charges (Cont'd)19.7.3 Telephone Company-Designated Central Offices for Physical, SCOPE, and Virtual Collocated Interconnection (Cont'd)

<u>State</u>	<u>C.O.</u>	<u>CLLI</u>	<u>Physical Virtual or SCOPE*</u>	
VA	Aberdeen Rd.	HMPNVAAB	#	Band 2
VA	Alexandria	ALXNVAAX	#	Band 3
VA	Annandale	ALXNVAAD	#	Band 3
VA	Arlington	ARTNVAAR	#	Band 3
VA	Ashburn	ASBNVAAS	#	Band 3
VA	Ashland	ASLDVAAS	#	Band 1
VA	Barcroft	ALXNVABA	#	Band 2
VA	Barkley	RONKVABK	#	Band 1
VA	Bedford	BDFRVABD	#	Band 1
VA	Bethia	BTHIVABT	#	Band 2
VA	Blacksburg	BLBGVABB	#	Band 1
VA	Bonsack	RONKVABS	#	Band 1
VA	Braddock Rd.	FRFXVABF	#	Band 2
VA	Brickell Road	NRFLVABL	#	Band 2
VA	Burgundy Road	ALXNVABR	#	Band 3
VA	Bute Street	NRFLVABS	#	Band 3
VA	Cameron Station	ALXNVACN	#	Band 3
VA	Cave Spring	RONKVACS	#	Band 1
VA	Centerville Turnpike	VRBHVACT	#	Band 2
VA	Centreville	CNVIVACT	#	Band 4
VA	Chester	CHESVACR	#	Band 2
VA	Chinese Corner	VRBHVACC	#	Band 2
VA	Christiansburg	CRBGVACB	#	Band 1
VA	Church Street	LYBGVACH	#	Band 1
VA	Churchland	CHSKVACD	#	Band 2
VA	Clearview	LYBGVACV	#	Band 1
VA	Cogbill	RCMDVACG	#	Band 2
VA	Colonial Heights	CLHGVACO	#	Band 1
VA	Columbia Pike	ARTNVACK	#	Band 4
VA	Crystal City	ARTNVACY	#	Band 3
VA	Culpeper	CLPPVACU	#	Band 1
VA	Danville	DAVLVADA	#	Band 1
VA	Deep Creek	CHSKVADC	#	Band 2
VA	Drummonds Corner	HMPNVADC	#	Band 1

See Section 19.1 above for additional information.

* The material deleted on this page and the actual office designations are now available on the Telephone Company's Collocation Space Summary, which can be found at the Telephone Company's Internet website on http://www22.verizon.com/wholesale/local/collocation/detail/1,,info_space,00.html (C)
(C)

(Issued under Transmittal No. 1018)

Issued: May 28, 2009

Effective: June 12, 2009

Vice President, Federal Regulatory
1300 I Street, NW, Washington, D.C. 20005

ACCESS SERVICE

19. Collocated Interconnection Service # (Cont'd)19.7 Rates and Charges (Cont'd)19.7.3 Telephone Company-Designated Central Offices for Physical, SCOPE, and Virtual Collocated Interconnection (Cont'd)

<u>State</u>	<u>C.O.</u>	<u>CLLI</u>	<u>Physical Virtual or SCOPE*</u>	
VA	Dulles Corner	HRNDVADU	#	Band 3
VA	Fairfax	FRFXVAFF	#	Band 3
VA	Falls Church	ARTNVAFB	#	Band 3
VA	Fort Lewis	SALMVAFB	#	Band 1
VA	Fox Mill Rd.	RSTNVAFB	#	Band 3
VA	Franconia	ALXNVAFB	#	Band 3
VA	Fredericksburg	FRBGVAFB	#	Band 2
VA	Gaskins Road	RCMDVAGK	#	Band 2
VA	Gayton Road	RCMDVAGY	#	Band 2
VA	Gordonsville	GOVLVAGV	#	Band 1
VA	Grace Street	RCMDVAGR	#	Band 3
VA	Granby Street	NRFLVAGS	#	Band 2
VA	Great Falls	GRFLVAGF	#	Band 3
VA	Great Neck	VRBHVAGN	#	Band 2
VA	Groveton	GVTNVAGR	#	Band 3
VA	Guerriere Street	CHSKVAGU	#	Band 2
VA	Gunston	LRTNVAGU	#	Band 2
VA	Harpersville	NWNVVAHV	#	Band 1
VA	Hartwood	HRWDVAHW	#	N/A
VA	Hermitage	RCMDVAHR	#	Band 1
VA	Herndon	HRNDVAHE	#	Band 3
VA	High Street	PTMOVAHS	#	Band 2
VA	Hodges Ferry	PTMOVAHF	#	Band 2
VA	Hopewell	HPWLVVAHW	#	Band 1
VA	Hull	RCMDVAHL	#	Band 1
VA	Hungary Spring Rd	RCMDVAHS	#	Band 2
VA	Huntington Avenue	NWNVVAHU	#	Band 1
VA	Indian Lakes	VRBHVAIL	#	Band 2

See Section 19.1 above for additional information.

* The material deleted on this page and the actual office designations are now available on the Telephone Company's Collocation Space Summary, which can be found at the Telephone Company's Internet website on http://www22.verizon.com/wholesale/local/collocation/detail/1,,info_space,00.html (C)
(C)

(Issued under Transmittal No. 1018)

Issued: May 28, 2009

Effective: June 12, 2009

Vice President, Federal Regulatory
1300 I Street, NW, Washington, D.C. 20005

ACCESS SERVICE

19. Collocated Interconnection Service # (Cont'd)19.7 Rates and Charges (Cont'd)19.7.3 Telephone Company-Designated Central Offices for Physical, SCOPE, and Virtual Collocated Interconnection (Cont'd)

State	C.O.	CLLI	Physical Virtual or SCOPE*	
VA	Indian River	VRBHVAIR	#	Band 2
VA	Jefferson Avenue	NWNWVAJF	#	Band 2
VA	Lee Hill	FRBGVALH	#	Band 1
VA	Leesburg	LSBGVALB	#	Band 3
VA	Lewinsville	MCLNVALV	#	Band 4
VA	Logan Street	RCMDVALS	#	Band 2
VA	Louisa	LOUSVALU	#	Band 1
VA	Luck	RONKVALK	#	Band 2
VA	Madison	MDSNVAMA	#	N/A
VA	Mason Cove	SALMVAMC	#	N/A
VA	Mechanicsville	MCHVVAMV	#	Band 2
VA	Merrifield	FLCHVAMF	#	Band 4
VA	Midlothian	MDLTVAMD	#	Band 2
VA	Mount Vernon	ALXNVAMV	#	Band 3
VA	Nettles Drive	NWNWVAND	#	Band 2
VA	Norton	NRTNVANO	#	Band 2
VA	Ocean View	NRFLVAOV	#	Band 2
VA	Old Forest Road	LYBGVAOF	#	Band 1
VA	Orange	ORNGVAOR	#	Band 1
VA	Patterson	RCMDVAPS	#	Band 3
VA	Pemberton	RCMDVAPE	#	Band 2
VA	Petersburg	PTBGVAPB	#	Band 1
VA	Plaza Trail	VRBHVAPT	#	Band 2
VA	Providence Forge	PRFRVAPF	#	Band 1
VA	Pulaski	PLSKVAPU	#	Band 1
VA	Queen Street	HMPNVAQN	#	Band 2
VA	Radford	RDFRVARA	#	Band 1
VA	Randall Ave.	RCMDVARA	#	Band 1
VA	Remington	RMTNVARE	#	N/A
VA	Robbins Corner	VRBHVARC	#	Band 2
VA	Salem	SALMVASA	#	Band 1
VA	Salem Road	VRBHVASR	#	Band 2
VA	Sandston	SNTNVASS	#	Band 2
VA	Second Avenue	RCMDVASN	#	Band 1
VA	Sewells Point	NRFLVASP	#	Band 2
VA	Spotsylvania	SPTSVASP	#	N/A
VA	Springfield	SPFDVASP	#	Band 3

See Section 19.1 above for additional information.

* The material deleted on this page and the actual office designations are now available on the Telephone Company's Collocation Space Summary, which can be found at the Telephone Company's Internet website on http://www22.verizon.com/wholesale/local/collocation/detail/1,,info_space_00.html (C)
(C)

(Issued under Transmittal No. 1018)

Issued: May 28, 2009

Effective: June 12, 2009

Vice President, Federal Regulatory
1300 I Street, NW, Washington, D.C. 20005

ACCESS SERVICE

19. Collocated Interconnection Service # (Cont'd)19.7 Rates and Charges (Cont'd)19.7.3 Telephone Company-Designated Central Offices for Physical, SCOPE, and Virtual Collocated Interconnection (Cont'd)

<u>State</u>	<u>C.O.</u>	<u>CLLI</u>	<u>Physical Virtual or SCOPE*</u>	
VA	Staunton	STTNVAST	#	Band 1
VA	Stephens City	STCYVASC	#	Band 1
VA	Sterling Park	HRNDVAST	#	Band 4
VA	Stuart	RCMDVASR	#	Band 3
VA	Stuart's Draft	STDRVASC	#	Band 1
VA	Suffolk	SFFLVASK	#	Band 1
VA	The Crossings	RCMDVATC	#	N/A
VA	Timberlake	LYBGVATM	#	Band 2
VA	Turner Rd.	RCMDVAIT	#	Band 1
VA	Unionville	UNVLVAUV	#	Band 1
VA	Varina	VARNVAVR	#	Band 1
VA	Verona	STTNVAVE	#	Band 1
VA	Vienna	VINNVAVN	#	Band 3
VA	Virginia Beach	VRBHVAVB	#	Band 3
VA	Warrenton	WRTNVAWR	#	Band 1
VA	W. Little Crk	NRFLVAWC	#	Band 2
VA	Westover	DAVLVAWE	#	N/A
VA	Williamsburg	WLBGVAWM	#	Band 2
VA	Winchester	WNCHVAWC	#	Band 2
VA	Wise	WISEVAWI	#	Band 2
VA	Woodland Road	HMPNVAWD	#	Band 2
VA	Yellow Branch	LYBGVAYB	#	Band 1
VA	Yorktown	NWNWVAYK	#	Band 2

See Section 19.1 above for additional information.

* The material deleted on this page and the actual office designations are now available on the Telephone Company's Collocation Space Summary, which can be found at the Telephone Company's Internet website on http://www22.verizon.com/wholesale/local/collocation/detail/1,,info_space,00.html (C)
(C)

(Issued under Transmittal No. 1018)

Issued: May 28, 2009

Effective: June 12, 2009

Vice President, Federal Regulatory
1300 I Street, NW, Washington, D.C. 20005

ACCESS SERVICE

19. Collocated Interconnection Service # (Cont'd)

19.7 Rates and Charges (Cont'd)

(D)

(D)

(Issued under Transmittal No. 1094)

Issued: June 16, 2010

Effective: July 1, 2010

Vice President, Federal Regulatory
1300 I Street, NW, Washington, D.C. 20005

ACCESS SERVICE

19. <u>Collocated Interconnection Service</u> # (Cont'd)				(C)
19.7 <u>Rates and Charges</u> (Cont'd)	<u>USOC</u>	<u>Monthly</u>	<u>Nonrecurring Charge</u>	
19.7.4 <u>Physical</u>				
(A) Design and Planning Fees				
Single Entrance	NRBPL		\$ 3,530.00	
Dual Entrance	NRBPM		4,256.00	
Site Augmentation	NRBPN		1,506.00	
(B) Cable Installation	SP1BP			
Per cable			647.80	
(C) Cable Support Structure	SP1BP			
Per cable		\$132.77		
(D) Reserved for Future Use				(C) (D)
(E) AC Outlet (See Note 1)	NRBC3		408.00	
(F) Overhead Lighting Construction (See Note 1)	NRBKL			
- per Initial Fixture			904.00	
- each additional fixture			112.00	
(G) Cage Construction (See Note 2)				
- Standard 100 Square Foot	NRBCN		5,300.00	
- Standard 200 Square Foot	NRBCO		7,300.00	
- Standard 300 Square Foot	NRBCP		9,750.00	
- Standard 400 Square Foot	NRBCQ		11,980.00	(R)(z)
- Non-Standard 100 Square Foot	NRBB6		7,200.00	
- Non-Standard 200 Square Foot	NRBB7		10,800.00	
- Non-Standard 300 Square Foot	NRBB8		14,700.00	
- Non-Standard 400 Square Foot	NRBB9		18,500.00	
(H) Room Construction (See Note 3)				
- per central office				
(I) Space and Facility Charge				
- per first 100 sq. ft.			47,686.20	
- Per add'l sq. ft.			238.43	
(J) Business Integrated Timing Supply				
- Per timing output port requested	SP15Z	6.30	39.93	(N)

Note 1: Not available to new Collocators after May 18, 1999.

Note 2: Not available to new Collocators after October 28, 1998.

Note 3: Not available to new Collocators after May 18, 1999. Charge is based on an estimated construction charge applied on a time and material basis per central office location.

See Section 19.1 above for additional information. (N)

(z) Issued to reinstate rate that was inadvertently changed to \$30,980.00 on 4th Revised Page 19-91 under Transmittal No. 401.

(Issued under Transmittal No. 412)

Issued: February 2, 2004

Effective: February 17, 2004

Vice President, Federal Regulatory
1300 I Street, NW, Washington, D.C. 20005

ACCESS SERVICE

19. Collocated Interconnection Service # (Cont'd) (C)19.7 Rates and Charges (Cont'd)19.7.4 Physical (Cont'd)

(K) Physical Collocation Adjustments for Conversion under Section 19.4(R) (N)

(1) <u>Size of Multiplexing Node</u>	<u>One-time Credit</u>
- Less than or equal to 100 square feet	\$14,951.00
- 101 to 200 square feet	7,441.00
- 201 to 300 square feet	0.00
- 301 square feet or greater	0.00
(2) <u>Size of Multiplexing Node</u>	<u>Annual Credit*</u>
- Less than or equal to 100 square feet	\$ 2,106.00
- 101 to 200 square feet	1,048.00
- 201 to 300 square feet	0.00
- 301 square feet or greater	0.00

* The annual credit is payable in nine (9) installments in accordance with Section 19.4(R)(5)(c) for physical collocation arrangements. The annual credit amounts include interest at 5.45%.

(N)

See Section 19.1 above for additional information.

(N)

(Issued under Transmittal No. 412)

Issued: February 2, 2004

Effective: February 17, 2004

Vice President, Federal Regulatory
1300 I Street, NW, Washington, D.C. 20005

ACCESS SERVICE

19. Collocated Interconnection Service # (Cont'd) (C)

19.7 <u>Rates and Charges</u> (Cont'd)	<u>USOC</u>	<u>Monthly</u>	<u>Nonrecurring Charge</u>
19.7.5 <u>Virtual</u>			
(A) Design and Planning Fees			
Single Entrance	NRBKA		\$ 2,235.00
Dual Entrance	NRBKB		2,967.00
Site Augmentation	NRBKD		963.00
(B) Cable Installation			
per cable	SP1BV		1,057.00
(C) Equipment Installation & Engineering			
per unit of transmission/ multiplexing equipment			
D4 Channel Bank	NRBKE		3,692.00
(or equivalent)			
OC-3 (or equivalent)	NRBKG		5,198.00
OC-12 (or equivalent)	NRBKH		5,753.00
OC-48 (or equivalent)	NRBKJ		10,334.00
(D) Site Augments			
Upgrade (Installation and Engineering per unit)			
D4 Channel Bank	NRBKK		3,692.00
(or equivalent)			
OC-3 (or equivalent)	NRBKY		4,813.00
OC-12 (or equivalent)	NRBKZ		5,339.00
OC-48 (or equivalent)	NRBK2		10,334.00
Mux Recabling - per unit	NRBLJ		2,545.00
Software Upgrade per shelf	NRBLK		93.00
(E) Cable Support Structure			
per cable	SP1BV	\$140.48	
(F) Business Integrated Timing Supply			
- Per timing output port			
requested	TBD	6.30	39.93

See Section 19.1 above for additional information.

(N)

(Issued under Transmittal No. 412)

Issued: February 2, 2004

Effective: February 17, 2004

Vice President, Federal Regulatory
1300 I Street, NW, Washington, D.C. 20005

ACCESS SERVICE

19. Collocated Interconnection Service # (Cont'd) (C)19.7 Rates and Charges (Cont'd)19.7.6 Training (Virtual Collocation Only)

When the Collocator-provided equipment (hardware and/or software) is identical to that already in use in the Telephone Company central office building, no additional training is required.

When the Collocator-provided equipment (hardware and/or software) is different from that already in use in the Telephone Company central office building, training will be required. The Collocator will be responsible for the arrangement and payment for required training seminars, including tuition and related course materials for a maximum of three Telephone Company central office technicians. The technicians' training time will be based on Labor rates as set forth in Section 19.7.7 following. When travel is required, travel expenses associated with training will be charged to the Collocator based directly on ticket stubs and/or receipts. Lodging and meals associated with training will be charged as follows:

(1) Training Fee	<u>USOC</u>	<u>Nonrecurring Charge</u>
- Lodging & Meals per technician, per day	NRBKF	\$107.37

See Section 19.1 above for additional information. (N)

(Issued under Transmittal No. 412)

Issued: February 2, 2004

Effective: February 17, 2004

Vice President, Federal Regulatory
1300 I Street, NW, Washington, D.C. 20005

(T)
(T)

ACCESS SERVICE

19. Collocated Interconnection Service # (Cont'd) (C)19.7 Rates and Charges (Cont'd)19.7.7 Security, Escort, and Additional Labor Charges

When the Collocator requests access to the Telephone Company Virtual Collocated central offices, or central offices where access arrangements defined in 19.3.5(P) preceding do not exist, a Telephone Company-designated escort will be required at all times. This includes all collocator work performed on Telephone Company property.

	<u>USOC</u>	<u>First Half Hour or Fraction Thereof</u>	<u>Each Additional Half Hour or Fraction Thereof</u>
(1) Labor rates - per visit			
Basic Time, normally scheduled working hours, - per technician	NRBLM	\$ 90.00	\$ 30.00
Overtime, outside of normally scheduled working hours on a scheduled work day, - per technician	NRBLN	\$100.00	\$ 40.00
Premium Time, outside of scheduled work day, - per technician	NRBLO	\$120.00	\$ 50.00

See Section 19.1 above for additional information. (N)

(Issued under Transmittal No. 412)

Issued: February 2, 2004

Effective: February 17, 2004

Vice President, Federal Regulatory
1300 I Street, NW, Washington, D.C. 20005

(T)
(T)

ACCESS SERVICE

19. Collocated Interconnection Service # (Cont'd) (C)

19.8 Reserved for Future Use

See Section 19.1 above for additional information. (N)

(Issued under Transmittal No. 412)

Issued: February 2, 2004

Effective: February 17, 2004

Vice President, Federal Regulatory
1300 I Street, NW, Washington, D.C. 20005

(T)
(T)

ACCESS SERVICE

19. Collocated Interconnection Service # (Cont'd) (C)

19.8 Reserved for Future Use

See Section 19.1 above for additional information. (N)

(Issued under Transmittal No. 412)

Issued: February 2, 2004

Effective: February 17, 2004

Vice President, Federal Regulatory
1300 I Street, NW, Washington, D.C. 20005

(T)
(T)

ACCESS SERVICE

19. Collocated Interconnection Service # (Cont'd) (C)

19.8 Reserved for Future Use

See Section 19.1 above for additional information. (N)

(Issued under Transmittal No. 412)

Issued: February 2, 2004

Effective: February 17, 2004

Vice President, Federal Regulatory
1300 I Street, NW, Washington, D.C. 20005

(T)
(T)

ACCESS SERVICE

19. Collocated Interconnection Service # (Cont'd) (C)

19.8 Reserved for Future Use

See Section 19.1 above for additional information. (N)

(Issued under Transmittal No. 412)

Issued: February 2, 2004

Effective: February 17, 2004

Vice President, Federal Regulatory
1300 I Street, NW, Washington, D.C. 20005

(T)
(T)

ACCESS SERVICE

19. Collocated Interconnection Service # (Cont'd) (C)

19.8 Reserved for Future Use

See Section 19.1 above for additional information. (N)

(Issued under Transmittal No. 412)

Issued: February 2, 2004

Effective: February 17, 2004

Vice President, Federal Regulatory
1300 I Street, NW, Washington, D.C. 20005

(T)
(T)

ACCESS SERVICE

19. Collocated Interconnection Service # (Cont'd) (C)19.9 Negotiated Terms and Conditions

Negotiated Terms and Conditions reflect all construction charges and other negotiated terms and conditions, rates and charges based on the Collocator requests within each individual central office building. All such arrangements will be available to other Collocators within these same central office buildings. All negotiated arrangements will be based on rates specified in Section 19.5 preceding.

19.9.1 Collocated Interconnection Construction Charges(A) MCI/TCG Shared Dual Entrance Cable Structure Construction Charges

<u>Collocator</u>	<u>CLLI Code</u>	<u>Construction Charges</u>
MCI Metro	BLTMMDCH	\$3,971.15
TCG Pittsburgh	BLTMMDCH	\$3,971.15

See Section 19.1 above for additional information. (N)

(Issued under Transmittal No. 412)

Issued: February 2, 2004

Effective: February 17, 2004

Vice President, Federal Regulatory
1300 I Street, NW, Washington, D.C. 20005

(T)
(T)

ACCESS SERVICE

19. Collocated Interconnection Service # (Cont'd)

(C)

19.9 Negotiated Terms and Conditions (Cont'd)19.9.2 Physical Collocation Construction Charges

<u>Collocator</u>	<u>Wire Center</u>	<u>CLLI Code</u>	<u>Construction Charges</u>
Metropolitan Fiber Systems	Lewinsville McLean, VA	MCLNVALV	\$16,422.21
Metropolitan Fiber Systems	Gaithersburg Gaithersburg, MD	GTBGMDGB	\$17,234.19
Metropolitan Fiber Systems	Downtown Pittsburgh Pittsburgh, PA	PITBPADT	\$38,001.44
TCG Pittsburgh	Downtown Pittsburgh Pittsburgh, PA	PITBPADT	\$38,001.44
MCI Metro	Midtown Washington, DC	WASHDCMT	\$19,374.19
Metropolitan Fiber Systems	Midtown Washington, DC	WASHDCMT	\$21,413.57
Metropolitan Fiber Systems	Newark Newark, NJ	NWRKNJ02	\$36,742.55
Metropolitan Fiber Systems	Market Philadelphia, PA	PHLAPAMK	\$26,998.00
Metropolitan Fiber Systems	Wilmington Wilmington, DE	WLMGDEWL	\$28,758.98
TCG Pittsburgh	Oakland Pittsburgh, PA	PITBPAOK	\$7,152.75
Metropolitan Fiber Systems	Union City Union City, NJ	UNCYNJ02	\$21,747.39
Metropolitan Fiber Systems	Southwest Washington, DC	WASHDCSW	\$28,754.68
Metropolitan Fiber Systems	Downtown Washington, DC	WASHDCDN	\$12,346.61
Metropolitan Fiber Systems	Morristown Morristown, NJ	MRTWNJMR	\$20,544.00
MCI Metro	Downtown Pittsburgh Pittsburgh, PA	PITBPADT*	\$51,305.26
NEXTLINK	Allentown Allentown, PA	ALTWPAAC	\$87,433.44

* Denotes separate collocation rooms.

See Section 19.1 above for additional information.

(N)

(Issued under Transmittal No. 412)

Issued: February 2, 2004

Effective: February 17, 2004

Vice President, Federal Regulatory
1300 I Street, NW, Washington, D.C. 20005

(T)

(T)

ACCESS SERVICE

19. Collocated Interconnection Service # (Cont'd)

(C)

19.10 Collocated Interconnection Service Alternatives19.10.1 Secured Collocation Open Physical Environment (SCOPE)(A) Service Description

Secured Collocation Open Physical Environment (SCOPE) is a form of Physically-Collocated Interconnection in which Physical Collocators have the option of placing their equipment in the Telephone Company central office without securing it in a metal enclosure. This arrangement will be located in the same secure, environmentally-conditioned area currently utilized for the standard Physically-Collocated Interconnection arrangements as described in Section 19.4 preceding.

A SCOPE arrangement enables Physical Collocators that do not want a standard physical collocation arrangement to install one or more bays of equipment in a secure area. Each individual collocator is responsible for providing and installing its own equipment and performing all maintenance-related activities up to the collocator's side of a shared POT (SPOT) Bay. The collocator's responsibilities include performing the cross-connect or strapping at the SPOT Bay in the same manner as is performed for standard Physically-Collocated Interconnection arrangements.

All terms and conditions for Physical Collocation as described in this section will apply, except as set forth following.

(B) SCOPE Arrangement

The SCOPE arrangement involves the placement of non-Telephone Company owned or operated equipment in a secure segregated area of the Telephone Company central office. The demarcation point is the SPOT Bay. Each collocator will provide and install its own equipment and equipment bay(s) in the designated area. The collocator is responsible for the identification of all equipment and bay space in its SCOPE arrangement.

The collocator shall not store within the SCOPE area any ancillary equipment not permanently mounted within the bay.

See Section 19.1 above for additional information.

(N)

(Issued under Transmittal No. 412)

Issued: February 2, 2004

Effective: February 17, 2004

Vice President, Federal Regulatory
1300 I Street, NW, Washington, D.C. 20005

(T)

(T)

ACCESS SERVICE

19. Collocated Interconnection Service # (Cont'd)

(C)

19.10 Collocated Interconnection Service Alternatives (Cont'd)19.10.1 Secured Collocation Open Physical Environment (SCOPE)
(Cont'd)(B) SCOPE Arrangement (Cont'd)

The collocator must install a minimum of one shelf of working equipment, equipped with plug-ins, for each SCOPE equipment bay that is ordered from the Telephone Company. Equipment bays must be fully equipped prior to adding subsequent equipment bays. Additional equipment bays that will be used at a future date may be reserved, if they are available, until such time as the Telephone Company requires the reserved bay to meet another collocator's service order. The Telephone Company will make reasonable efforts to assign reserved bays so that they are located next to the collocator's existing equipment bay; however, the Telephone Company makes no guarantee to that effect.

The collocator may, at its own option and expense, provide a secured enclosure in the equipment bay that conforms with the Telephone Company's Technical Engineering Specifications and NEBS requirements for a standard seven (7) foot high equipment bay, not to exceed twenty-two (22) inches in depth for the total footprint.

In addition to the terms and conditions regarding security measures set forth preceding, if the collocator elects to provide a secured cabinet within the equipment bay or to secure the bay entirely, the collocator will provide the Telephone Company with keys for direct access in the event of an emergency. In the event the Telephone Company is required to access the collocator's secured bay on an emergency basis, the Telephone Company will notify the collocator of such access in advance, if possible, but in no event more than within twenty-four (24) hours after obtaining access.

See Section 19.1 above for additional information.

(N)

(Issued under Transmittal No. 412)

Issued: February 2, 2004

Effective: February 17, 2004

Vice President, Federal Regulatory
1300 I Street, NW, Washington, D.C. 20005

(T)

(T)

ACCESS SERVICE

19. Collocated Interconnection Service # (Cont'd)

(C)

19.10 Collocated Interconnection Service Alternatives (Cont'd)19.10.1 Secured Collocation Open Physical Environment (SCOPE)
(Cont'd)(C) Application, Engineering and Administration

The collocator must request SCOPE arrangements through its Telephone Company Point of contact as with any other collocated arrangement.

(D) Shared Point of Termination (SPOT) Bay

The SPOT Bay is the connection point between the collocated equipment and the Telephone Company network and is shared by all collocators in the physical collocation area including SCOPE.

The Telephone Company always provides the SPOT Bay (frame and terminations).

See Section 19.1 above for additional information.

(N)

(Issued under Transmittal No. 412)

Issued: February 2, 2004

Effective: February 17, 2004

Vice President, Federal Regulatory
1300 I Street, NW, Washington, D.C. 20005

(T)

(T)

ACCESS SERVICE

19. Collocated Interconnection Service # (Cont'd) (C)19.10 Collocated Interconnection Service Alternatives (Cont'd)19.10.1 Secured Collocation Open Physical Environment (SCOPE)
(Cont'd)(E) Equipment Bay, Timing, Lighting and AC Outlet
Installation

SCOPE is subject to the availability of space and facilities in each central office where interconnection is requested. Such space is allocated to collocater on a first come, first served basis. Each individual collocater is responsible for providing and installing its own equipment and equipment bay(s) in the secured area.

The Telephone Company will designate the floor space location specific for each bay of equipment installed. In addition to the floor space, the Telephone Company will provide AC power, battery and generator backup power, heat, air-conditioning and other environmental support in connection with the collocater's transmission equipment in the same manner it provides such support items in connection with its own transmission equipment within that central office.

Effective February 17, 2004, -48V battery-backed DC power will no longer be provided in this tariff.

See Section 19.1 above for additional information.

Certain regulations previously appearing on this page currently appear on Page 19-105.1.

(Issued under Transmittal No. 412)

Issued: February 2, 2004

Effective: February 17, 2004

Vice President, Federal Regulatory
1300 I Street, NW, Washington, D.C. 20005

ACCESS SERVICE

19. Collocated Interconnection Service # (Cont'd)

(C)

19.10 Collocated Interconnection Service Alternatives (Cont'd)19.10.1 Secured Collocation Open Physical Environment (SCOPE)
(Cont'd)(E) Equipment Bay, Timing, Lighting and AC Outlet Installation (Cont'd)

AC power (AC outlets) and common aisle lighting will be provided for the entire SCOPE area and shared by all Collocators. Collocators may request additional AC outlets and overhead lighting at rates set forth in Section 19.7.4 preceding or by contracting directly with a Telephone Company approved vendor for any additional AC outlets and lighting. The groundbar for transmission equipment will be a common groundbar shared by all Collocators in a SCOPE arrangement.

(C)
(M)

Vendors must comply with the requirements specified in Section 19.3 preceding. The collocator is responsible for all costs within the dedicated space when contracting directly with a Telephone Company-approved contractor.

At the option of the customer, the Telephone Company will provide a synchronized timing source for the customer's electronic communication equipment from a central source within the Telephone Company's network. Business Integrated Timing Supply (BITS) for a SCOPE arrangement is provided under the terms and conditions specified in Section 19.3.9 preceding.

(M)

See Section 19.1 above for additional information.

(N)

Certain regulations currently appearing on this page formerly appeared on Page 19-105.

(Issued under Transmittal No. 412)

Issued: February 2, 2004

Effective: February 17, 2004

Vice President, Federal Regulatory
1300 I Street, NW, Washington, D.C. 20005

ACCESS SERVICE

19. Collocated Interconnection Service # (Cont'd)

(C)

19.10 Collocated Interconnection Service Alternatives (Cont'd)19.10.1 Secured Collocation Open Physical Environment (SCOPE)
(Cont'd)(F) Rate Regulations

Cross-Connect Charges are monthly and nonrecurring charges which apply as described in Sections 19.6 and 19.7.2 preceding.

The Design and Planning Fees are nonrecurring charges which apply as described in Sections 19.3.1 and 19.7.4 preceding.

The Cable Installation Charge is a nonrecurring charge which applies as described in Sections 19.3.5 and 19.7.4 preceding.

The Cable Support Structure Charge is a monthly charge which applies as described in Sections 19.3.5 and 19.7.4 preceding.

The Power Charge is a monthly charge which applies as described in Sections 19.4 and 19.7.4 preceding.

For completed applications received prior to May 18, 1999, the AC Outlet Charge is a nonrecurring charge which applies as described in Sections 19.4 and 19.7.4 preceding.

For completed applications received prior to May 18, 1999, the Room Construction Charge is a nonrecurring charge which applies as described in Sections 19.3.1 and 19.7.4 preceding.

For completed applications received after May 18, 1999, the Construction charge is a nonrecurring charge that applies when equipment bays are placed in collocation space and includes AC outlets to be shared by customers, standard aisle lighting, cable racking, high level framing and any common grounding specific to the existing room. The required space per bay is 15 square feet. The charge is assessed per equipment bay installed.

See Section 19.1 above for additional information.

(N)

(Issued under Transmittal No. 412)

Issued: February 2, 2004

Effective: February 17, 2004

Vice President, Federal Regulatory
1300 I Street, NW, Washington, D.C. 20005

(T)

(T)

ACCESS SERVICE

19. Collocated Interconnection Service # (Cont'd) (C)19.10 Collocated Interconnection Service Alternatives (Cont'd)19.10.1 Secured Collocation Open Physical Environment (SCOPE)
(Cont'd)(F) Rate Regulations (Cont'd)

For completed applications received prior to May 18, 1999, the Shared Lighting and Outlet Charge is applied when equipment bays are placed in SCOPE space and includes AC outlets to be shared by Collocators and standard aisle lighting. This nonrecurring charge applies per equipment bay installed as set forth in Section 19.10.1(H) following. (T)

The Building Space Charge is associated with the footprint of the equipment bay. This monthly charge applies per equipment bay as set forth in Section 19.10.1(H) following. (T)

The SPOT Bay Frame and Terminations Charges are monthly and nonrecurring charges and apply as described in Section 19.6(I) preceding.

Business Integrated Timing Supply Charges are monthly and nonrecurring charges that are applied per timing output port requested by the Collocator. These charges are described in Section 19.3.9 preceding.

See Section 19.1 above for additional information.

(N)

(Issued under Transmittal No. 412)

Issued: February 2, 2004

Effective: February 17, 2004

Vice President, Federal Regulatory
1300 I Street, NW, Washington, D.C. 20005

ACCESS SERVICE

19. Collocated Interconnection Service # (Cont'd) (C)19.10 Collocated Interconnection Service Alternatives (Cont'd)19.10.1 Secured Collocation Open Physical Environment (SCOPE)
(Cont'd)(G) Conversion of a SCOPE Arrangement

(N)

The Collocator may convert a SCOPE arrangement under this tariff to a SCOPE arrangement pursuant to the Order in WC Docket No. 02-237, adopted October 17, 2003, and released October 22, 2003, and subject to (1) through (5) following:

(x)
|
(x)

- (1) The SCOPE arrangement must have been in service on February 17, 2004, or on order (i.e., a Collocation Application has been submitted to the Telephone Company) under this tariff prior to February 17, 2004.
- (2) No later than March 18, 2004, the Collocator must notify the Telephone Company of its intent to convert its SCOPE arrangement by submitting written or electronic notification at the same address/website it would normally submit applications for Collocation. The notification must include the 11 character CLLI for the SCOPE arrangement, the number of bays associated with the SCOPE arrangement, the date of order for the SCOPE arrangement, and the tariff or Interconnection Agreement to which it is being converted. The Collocator must also specify if any adjustment due under (4) following should be applied as a one-time credit or as an annual credit of nine (9) installments.
- (3) The Telephone Company will convert rates and charges for the SCOPE arrangement as set forth in Section 19.10.1(H) of this tariff pursuant to the Order in WC Docket No. 02-237, adopted October 17, 2003, and released October 22, 2003. The effective date for converted arrangements will be March 18, 2004, regardless of the actual date that the Collocator provided notification to the Telephone Company pursuant to (2) preceding.

(x)
|
(x)

(N)

See Section 19.1 above for additional information.

(N)

(x) Issued under authority of Special Permission No. 03-105 of the Federal Communications Commission.

(Issued under Transmittal No. 412)

Issued: February 2, 2004

Effective: February 17, 2004

Vice President, Federal Regulatory
1300 I Street, NW, Washington, D.C. 20005

ACCESS SERVICE

19. Collocated Interconnection Service # (Cont'd)19.10 Collocated Interconnection Service Alternatives (Cont'd)19.10.1 Secured Collocation Open Physical Environment (SCOPE)
(Cont'd)(G) Conversion of a SCOPE Arrangement (Cont'd)

- (4) Eligible Collocators will receive an adjustment to offset the difference between construction of the bay(s) assessed and paid under this tariff and the corresponding rates and the corresponding rates and charges applicable under the state rates, terms, and conditions to which the SCOPE arrangement is converted. The Collocator has the option to have the adjustment applied as a one-time credit or an annual credit payable over the first nine (9) years following conversion. The one-time credit amounts as annual credit amounts are set forth in 19.10.1(H)(13) following.

To be eligible for the credit, the SCOPE arrangement must have been ordered under this tariff after the date specified below in the state in which the physical collocation arrangement was established.

<u>State</u>	<u>Credit Availability Date</u>
Delaware	May 8, 2001
Pennsylvania	April 3, 2001
Maryland	July 24, 2002
New Jersey	January 1, 2001
Virginia	July 15, 2002
Washington D.C.	December 20, 2002

(D)

See Section 19.1 above for additional information.

(Issued under Transmittal No. 1094)

Issued: June 16, 2010

Effective: July 1, 2010

Vice President, Federal Regulatory
1300 I Street, NW, Washington, D.C. 20005

ACCESS SERVICE

19. Collocated Interconnection Service # (Cont'd)

(C)

19.10 Collocated Interconnection Service Alternatives (Cont'd)19.10.1 Secured Collocation Open Physical Environment (SCOPE)
(Cont'd)(G) Conversion of a SCOPE Arrangement (Cont'd)

(N)

- (5) The following activities related to the conversion of a SCOPE arrangement pursuant to the Order in WC Docket No. 02-237, adopted October 17, 2003, and released October 22, 2003, will be completed by the Telephone Company within a timeframe that is reasonable to complete such activities.

(x)
(x)
(x)

- (a) Convert the Collocator's service records and associated monthly billing to a SCOPE arrangement in accordance with the applicable state rates, terms, and conditions; and
- (b) Convert the associated cross-connects to cross-connect services subject to state rates, terms, and conditions; and
- (c) Apply either the one-time credit or first installment of the nine (9) year annual credit as requested by the Collocator pursuant to (G)(2) preceding. When an annual credit is requested, each annual installment will be applied in the same bill period as the first installment was applied. The adjustment amounts are specified in Section 19.10.1(H)(13) following. The amounts shown for the annual credit include interest at 5.45%.

(N)

See Section 19.1 above for additional information.

(N)

(x) Issued under authority of Special Permission No. 03-105 of the Federal Communications Commission.

(Issued under Transmittal No. 412)

Issued: February 2, 2004

Effective: February 17, 2004

Vice President, Federal Regulatory
1300 I Street, NW, Washington, D.C. 20005

ACCESS SERVICE

19. Collocated Interconnection Service # (Cont'd)19.10 Collocated Interconnection Service Alternatives (Cont'd)19.10.1 Secured Collocation Open Physical Environment (SCOPE)
(Cont'd)(G) Conversion of a SCOPE Arrangement (Cont'd)

(N)

(5) (Cont'd)

(N)

For Collocators who choose to convert their existing collocation arrangements under this tariff to state arrangements, both the one-time credit and the annual credit will be applied against and as reductions in the amounts paid by the Collocator in the past under this tariff for space preparation in the accounts in which those payments were made. If, as a result of such credit, there is a net balance payable from the Telephone Company to the Collocator, taking into account all accounts of the Collocator and all liabilities of the Collocator to the Telephone Company, the Collocator will have the option of receiving the net balance as a payment from the Telephone Company or as a continuing credit against future charges.

Credits will not be applied to converted SCOPE arrangements for which the customer has previously waived claims or executed releases that subsume claims for refund of nonrecurring charges related to Collocated Interconnection under this tariff.

Payment of the annual incentive will continue to the original Collocator if the SCOPE arrangement is disconnected or the SCOPE arrangement is assigned to a new billing party as allowed under this tariff.

In all cases, the annual adjustment shall cease after nine (9) years.

- (6) For Collocators who do not convert an existing SCOPE arrangement to a state arrangement, the Telephone Company will provide DC power and other supporting services other than existing cross-connects and existing cable racking and entrance cabling to such arrangements pursuant to the Order in WC Docket No. 02-237, adopted October 17, 2003, and released October 22, 2003. Charges for cable space, other space, and cross-connects under this tariff will continue to apply to such arrangements for facilities in place as of February 17, 2004.

(x)
(x)
(x)

(N)

(x) Issued under authority of Special Permission No. 03-105 of the Federal Communications Commission.

See Section 19.1 above for additional information.

(N)

(Issued under Transmittal No. 412)

Issued: February 2, 2004

Effective: February 17, 2004

Vice President, Federal Regulatory
1300 I Street, NW, Washington, D.C. 20005

ACCESS SERVICE

19. Collocated Interconnection Service # (Cont'd) (C)19.10 Collocated Interconnection Service Alternatives (Cont'd)19.10.1 Secured Collocation Open Physical Environment (SCOPE)
(Cont'd)(H) Rates and Charges (T)

	<u>USOC</u>	<u>Monthly</u>	<u>Nonrecurring Charge</u>
(1) Shared Lighting and Outlet - Per equipment bay (See Note 1)	SP10L		\$ 125.71
(2) Building Space, per equipment bay			
- Band 1		\$20.25	
- Band 2		24.30	
- Band 3		29.40	
- Band 4		34.95	
- Band 5		40.65	
- Band 6		46.95	
- Band 7		56.40	
(3) Construction, per equipment bay			\$7,342.89

Note 1: Not available to new Collocators after May 18, 1999.

See Section 19.1 above for additional information. (N)

(Issued under Transmittal No. 412)

Issued: February 2, 2004

Effective: February 17, 2004

Vice President, Federal Regulatory
1300 I Street, NW, Washington, D.C. 20005

(T)
(T)

ACCESS SERVICE

19. Collocated Interconnection Service # (Cont'd) (C)19.10 Collocated Interconnection Service Alternatives (Cont'd)19.10.1 Secured Collocation Open Physical Environment (SCOPE)
(Cont'd)(H) Rates and Charges (Cont'd) (T)

- | | |
|---|--|
| (4) Cross-Connect Charges | See Sections 19.6 and 19.7.2 preceding |
| (5) Design and Planning Fees | See Sections 19.3.1 and 19.7.4 preceding |
| (6) Cable Installation Charge | See Sections 19.3.5 and 19.7.4 preceding |
| (7) Cable Support Structure Charge | See Sections 19.3.5 and 19.7.4 preceding |
| (8) Reserved for Future Use | (C)
(D) |
| (9) AC Outlet Charge
(See Note 1) | See Sections 19.4 and 19.7.4 preceding |
| (10) Room Construction Charge
(See Note 1) | See Sections 19.3.1 and 19.7.4 preceding |
| (11) SPOT Bay Frame and Terminations | See Sections 19.4 and 19.7.4 preceding |
| (12) Business Integrated Timing Supply Charge | See Sections 19.3.9 and 19.7.4 preceding |

Note 1: Not available to new Collocators after May 18, 1999.

See Section 19.1 above for additional information. (N)

(Issued under Transmittal No. 412)

Issued: February 2, 2004

Effective: February 17, 2004

Vice President, Federal Regulatory
1300 I Street, NW, Washington, D.C. 20005

ACCESS SERVICE

19. Collocated Interconnection Service # (Cont'd) (C)19.10 Collocated Interconnection Service Alternatives (Cont'd)19.10.1 Secured Collocation Open Physical Environment (SCOPE)
(Cont'd)(H) Rates and Charges (Cont'd)

(13) SCOPE Adjustments for Conversion Under Section 19.10.1(G) (N)

Per SCOPE arrangement One-time Credit

\$3,052.00

Per SCOPE arrangement Annual Credit*

\$ 430.00

* The annual credit is payable in nine (9) installments in accordance with Section 19.10.1(G)(4) preceding. The annual credit amount includes interest at 5.45%.

(N)

See Section 19.1 above for additional information.

(N)

(Issued under Transmittal No. 412)

Issued: February 2, 2004

Effective: February 17, 2004

Vice President, Federal Regulatory
1300 I Street, NW, Washington, D.C. 20005

ACCESS SERVICE

19. Collocated Interconnection Service # (Cont'd) (C)19.10 Collocated Interconnection Service Alternatives (Cont'd)19.10.2 Shared Physical Collocation Arrangements

- (A) A collocator with Physical Collocation service under this section shall have the right to share its Physical Collocation Arrangement with one or more additional entities, provided that all such entities are qualified to be collocators. All such entities must limit their collocation activities to those permitted under the tariff provisions specified herein.
- (B) For established Physical Collocation Arrangements, the initial collocator is the "Collocator of Record" (COR), or "host" collocator. The other collocator(s) participating in the sharing arrangement is referred to in this tariff as the "guest(s)." When two or more collocators request establishment of a new Physical Collocation Arrangement to be used as a Shared Physical Collocation Arrangement, one of the participating collocators must agree to be the COR and the other(s) to be the guest(s). The host collocator is the Telephone Company's customer and has all the rights and obligations applicable under this tariff to collocators purchasing Physically-Collocated Interconnection arrangements, including, without limitation, the obligation to pay all applicable charges, whether or not the COR is reimbursed for all or any portion of such charges by the guest. Neither this tariff, nor any actions taken by the Telephone Company or COR in compliance with this tariff, shall create a contractual, agency, or any other type of relationship between the Telephone Company and the guest(s) collocator in a sharing arrangement; and the Telephone Company does not assume any liability or obligation to the guest(s) for any actions of the COR. The host and the guest(s) are solely responsible for determining whether to share a Shared Physical Collocation Arrangement, and if so, upon what terms and conditions.
- (C) The host collocator must notify the Telephone Company in writing of its intention to share its Physical Collocation Arrangement.

See Section 19.1 above for additional information.

(N)

(Issued under Transmittal No. 412)

Issued: February 2, 2004

Effective: February 17, 2004

Vice President, Federal Regulatory
1300 I Street, NW, Washington, D.C. 20005(T)
(T)

ACCESS SERVICE

19. Collocated Interconnection Service # (Cont'd) (C)19.10 Collocated Interconnection Service Alternatives (Cont'd)19.10.2 Shared Physical Collocation Arrangements (Cont'd)

- (D) Orders for connection to Telephone Company services must be placed by the COR. The host and guest(s) may agree that such orders may be placed by the guest(s), but in such cases, the Telephone Company must be provided with an acceptable Letter of Authorization explicitly authorizing the guest(s) to place such orders.
- (E) All terms and conditions for Physically-Collocated Interconnection as described in this Section will apply. In addition, the following terms and conditions will apply to Shared Physical Collocation Arrangements.
 - The host and guest(s) must each be collocating for the purpose of interconnecting to Telephone Company services.
 - The COR assumes the responsibility for the guest's violation of all tariff regulations and other requirements related to a Shared Physical Collocated Arrangement and will be liable for any damage or injury to the Telephone Company caused by the conduct of the guest(s) to the same extent as the COR would be liable if it had engaged in such conduct itself. The COR will also indemnify the Telephone Company against any third-party claims resulting from the guest's conduct to the same extent as it would be responsible for such indemnification if it had engaged in such conduct itself.
 - The Telephone Company will issue only one identifying CLLI code and provide it to the host.

See Section 19.1 above for additional information. (N)

(Issued under Transmittal No. 412)

Issued: February 2, 2004

Effective: February 17, 2004

Vice President, Federal Regulatory
1300 I Street, NW, Washington, D.C. 20005

(T)
(T)

ACCESS SERVICE

19. Collocated Interconnection Service # (Cont'd) (C)

19.10 Collocated Interconnection Service Alternatives (Cont'd)

19.10.2 Shared Physical Collocation Arrangements (Cont'd)

(E) (Cont'd)

- All occupancy and specific Physical Collocation Arrangement communications will be between the host and the Telephone Company as specified in this tariff.
- The host will remain responsible for all costs associated with the Shared Physical Collocation Arrangement. The Telephone Company will not split bill any of the rate elements associated with the Physical Collocation Arrangement between the host and its guest(s) (e.g., Cable Support Structure, Power, AC Outlet, Overhead Lighting Construction, and Room Construction Charges).

See Section 19.1 above for additional information. (N)

(Issued under Transmittal No. 412)

Issued: February 2, 2004

Effective: February 17, 2004

Vice President, Federal Regulatory
1300 I Street, NW, Washington, D.C. 20005

(T)
(T)

ACCESS SERVICE

19. Collocated Interconnection Service # (Cont'd) (C)19.10 Collocated Interconnection Service Alternatives (Cont'd)19.10.3 Provision of Facilities Involving a Competitive Alternate
Transport Terminal(A) General

The Competitive Alternate Transport Terminal (CATT) provides a shared, alternate splice point within a Telephone Company central office at which a third party competitive fiber provider (CFP) can terminate its facilities for distribution to Collocation arrangements within that central office.

(B) CATT Arrangement

The CATT arrangement allows for the splicing of a CFP's facilities at or near the cable vault within a Telephone Company central office for the sole purpose of distributing such facilities to Collocation arrangements within that central office.

A maximum of 432 and a minimum of 72 fibers of the CFP's facilities may be spliced at the CATT. At the option of the CFP, up to an additional 432 diversely routed fibers may be spliced at the CATT, provided that separate entry is available. In those central offices with only one entry point, a CFP may request Special Construction of any additional entry points as described in 19.3.5(B)(1) preceding.

See Section 19.1 above for additional information.

(N)

(Issued under Transmittal No. 412)

Issued: February 2, 2004

Effective: February 17, 2004

Vice President, Federal Regulatory
1300 I Street, NW, Washington, D.C. 20005

(T)
(T)

ACCESS SERVICE

19. Collocated Interconnection Service # (Cont'd) (C)19.10 Collocated Interconnection Service Alternatives (Cont'd)19.10.3 Provision of Facilities Involving a Competitive Alternate Transport Terminal (Cont'd)(B) CATT Arrangement (Cont'd)

Splicing of the CFP's fiber optic cable will be accomplished using standard splicing measures or fusion splicing. Fusion splicing may require the use of an alternate splice area as determined by the Telephone Company. The Telephone Company and the CFP will agree on an acceptable decibel loss for the splice. A minimum of 24 fibers must be terminated at the CATT upon cable installation for use in the central office.

The CFP is responsible for all splicing done at the CATT.

For all installations to/from a CATT, the CFP shall complete a Method of Procedures (MOP) detailing the installation work to be performed by the CFP. The MOP shall be agreed upon and signed by a Telephone Company representative and a CFP representative prior to the beginning of any work effort within the CATT space. The CFP shall prominently display the signed MOP at the equipment bay while performing any work functions.

All CFP facilities and splices must comply with the Technical Specifications specified in Section 19.3.5 preceding.

All applicable universal regulations which apply to Collocators as set forth in this Section also apply to the CFP and its facilities to the CATT.

See Section 19.1 above for additional information.

(N)

(Issued under Transmittal No. 412)

Issued: February 2, 2004

Effective: February 17, 2004

Vice President, Federal Regulatory
1300 I Street, NW, Washington, D.C. 20005

(T)
(T)

ACCESS SERVICE

19. Collocated Interconnection Service # (Cont'd) (C)19.10 Collocated Interconnection Service Alternatives (Cont'd)19.10.3 Provision of Facilities Involving a Competitive Alternate Transport Terminal (Cont'd)(C) Provision of CFP Facilities to the CATT

The CFP will be responsible for supplying, installing (for which the CFP must have a Telephone Company approved vendor handle the installation), and maintaining the cabling between the cable vault of the central office involved and the CATT area. The CFP is further responsible for the physical splicing of its fiber optic cable to the CATT. An authorized representative of the Telephone Company will accompany the CFP or Telephone Company approved vendor, as applicable, during cable installation or at any time that either party is in the CATT area. Escort Service charges, as set forth in Section 19.10.3(E)(5) following, will apply.

The CFP must provide a Telephone Company approved splice tray and cable enclosure prior to any splicing to the CATT. The Telephone Company will provide equipment support for the CFP splice tray and enclosures as set forth in Section 19.10.3(E)(4) following. Enclosures must equal the capacity of the installed fiber at 72 fibers per shelf. CFPs may reserve space for additional shelves for future use until such time as the Telephone Company requests the reserved space to meet another CFP's request.

The CFP will not store any equipment in the CATT area other than the splice tray and cable enclosure.

Installation of CFP facilities is subject to all applicable regulations for Collocator provided facilities as set forth in Section 19.3.5 preceding.

See Section 19.1 above for additional information.

(N)

(Issued under Transmittal No. 412)

Issued: February 2, 2004

Effective: February 17, 2004

Vice President, Federal Regulatory
1300 I Street, NW, Washington, D.C. 20005

(T)
(T)

ACCESS SERVICE

19. Collocated Interconnection Service # (Cont'd) (C)19.10 Collocated Interconnection Service Alternatives (Cont'd)19.10.3 Provision of Facilities Involving a Competitive Alternate Transport Terminal (Cont'd)(C) Provision of CFP Facilities to the CATT (Cont'd)

Cable Space per cable rates, as set forth in Section 19.10.3(F)(3) following, apply to the CFP per cable installed for the support structure between manhole zero and the CATT area.

All testing of the spliced facility (e.g., end-to-end, bi-directionality, etc.) and attenuation, when required, is the responsibility of the CFP.

(D) Provision of Facilities between the CATT and Physical or Virtual Collocation Arrangements

Either Physical or Virtual Collocators may request fiber connections in a minimum of 12 strand increments from a CFP in a CATT arrangement, subject to the terms and conditions as specified in Section 19.3.5(B)(4) preceding. Collocators will be subject to the Cable Installation and Cable Support Structure rates set forth in Sections 19.7.4(B) and (C) for Physical arrangements and in Sections 19.7.5(B) and (E) for Virtual arrangements.

Installation of CFP facilities from the CATT is subject to all applicable regulations for Collocator provided facilities as set forth in Section 19.3.5 preceding.

All testing of the spliced facility (e.g., end-to-end, bi-directionality, etc.) and attenuation, when required, is the responsibility of the CFP.

See Section 19.1 above for additional information.

(N)

(Issued under Transmittal No. 412)

Issued: February 2, 2004

Effective: February 17, 2004

Vice President, Federal Regulatory
1300 I Street, NW, Washington, D.C. 20005

(T)
(T)

ACCESS SERVICE

19. Collocated Interconnection Service # (Cont'd) (C)19.10 Collocated Interconnection Service Alternatives (Cont'd)19.10.3 Provision of Facilities Involving a Competitive Alternate
Transport Terminal (Cont'd)(E) Rate Regulations(1) CATT Application

A CATT Application charge, as set forth in Section 19.10.3(F)(1) following, is to be submitted by the CFP in order to process their completed application. This charge applies for application processing and administrative activities performed by the Telephone Company in the processing of the request. The CATT Application charge applies for each request in which CFP facilities will be spliced at the CATT. If the CFP cancels its request prior to installation, any unused portion of the CATT Application charge will be refunded.

(2) Engineering and Implementation

An Engineering and Implementation charge, as set forth in Section 19.10.3(F)(2) following, applies as a one-time charge for planning, Telephone Company engineering and project management of the request to terminate facilities to the CATT.

See Section 19.1 above for additional information.

(N)

(Issued under Transmittal No. 412)

Issued: February 2, 2004

Effective: February 17, 2004

Vice President, Federal Regulatory
1300 I Street, NW, Washington, D.C. 20005

(T)
(T)

ACCESS SERVICE

19. Collocated Interconnection Service # (Cont'd) (C)19.10 Collocated Interconnection Service Alternatives (Cont'd)19.10.3 Provision of Facilities Involving a Competitive Alternate
Transport Terminal (Cont'd)(E) Rate Regulations (Cont'd)(3) Cable Space

The Cable Space rate applies for cable space and support within the serving central office entrance manhole and the CATT arrangement. The Cable Space rate applies as a fixed monthly rate per cable, as set forth in Section 19.10.3(F)(3) following.

(4) Equipment Support

The Equipment Support rate applies monthly to the CFP for Telephone Company support services including the cost of providing the equipment bay for the splice enclosure and associated floor space. The Equipment Support rate applies per 72 fibers, per shelf, and will be assessed based on the size of the cable installed, regardless of whether or not the cable has actually been spliced or terminated. Equipment Support rates are set forth in Section 19.10.3(F)(4) following.

See Section 19.1 above for additional information.

(N)

(Issued under Transmittal No. 412)

Issued: February 2, 2004

Effective: February 17, 2004

Vice President, Federal Regulatory
1300 I Street, NW, Washington, D.C. 20005

(T)

(T)

ACCESS SERVICE

19. Collocated Interconnection Service # (Cont'd) (C)

19.10 Collocated Interconnection Service Alternatives (Cont'd)

19.10.3 Provision of Facilities Involving a Competitive Alternate
Transport Terminal (Cont'd)

(E) Rate Regulations (Cont'd)

(5) Escort Service

Escort Service is required in a Telephone Company central office for all activity performed by the CFP from the manhole to the CATT. The CFP's personnel will be allowed access only when a qualified Telephone Company escort is available. The Telephone Company shall provide an escort on reasonable notice subject to the charges set forth in Section 19.7.7 preceding.

See Section 19.1 above for additional information. (N)

(Issued under Transmittal No. 412)

Issued: February 2, 2004

Effective: February 17, 2004

Vice President, Federal Regulatory
1300 I Street, NW, Washington, D.C. 20005

(T)
(T)

ACCESS SERVICE

19. Collocated Interconnection Service # (Cont'd) (C)19.10 Collocated Interconnection Service Alternatives (Cont'd)19.10.3 Provision of Facilities Involving a Competitive
Alternate Transport Terminal (Cont'd)(F) Rates and Charges

	<u>USOC</u>	<u>Monthly</u>	<u>Nonrecurring Charge</u>
(1) CATT Application	NRBAB		\$1,000.00
(2) Engineering and Implementation	NRBAH		1,351.11
(3) Cable Space - Per Cable	SP1KZ	\$30.31	
(4) Equipment Support, Per Splice Tray			
- Band 1	SP1K1	6.39	
- Band 2	SP1K2	6.88	
- Band 3	SP1K3	7.50	
- Band 4	SP1K4	8.18	
- Band 5	SP1K5	8.88	
- Band 6	SP1K6	9.65	
- Band 7	SP1K7	10.80	
(5) Escort Service			Charges are set forth in Section 19.7.7 preceding

See Section 19.1 above for additional information.

(N)

(Issued under Transmittal No. 412)

Issued: February 2, 2004

Effective: February 17, 2004

Vice President, Federal Regulatory
1300 I Street, NW, Washington, D.C. 20005(T)
(T)

ACCESS SERVICE

19. Collocated Interconnection Service # (Cont'd) (C)19.10 Collocated Interconnection Service Alternatives (Cont'd)19.10.4 Microwave Collocation(A) Service Description

Microwave Collocation provides Collocators with physical collocation of certain terrestrial point-to-point and point-to-multipoint microwave facilities and transmission equipment for connection to their own collocated transmission equipment. Microwave Collocation shall be used by the Collocator solely for the purpose of interconnection or access to the Telephone Company as specified herein.

(B) Regulations

- (1) Collocator-provided microwave facilities, transmission equipment, and antenna support structures may be located in, on, or above the exterior walls and roof of the Telephone Company's serving wire centers or inside a Collocation arrangement. To the extent that the cable length to the Collocation arrangement is greater than could be effectively provided without unacceptable signal loss or degradation, the Telephone Company will work cooperatively with the Collocator to obtain mutually agreed upon space for the provisioning of regenerators or other radio equipment within 100 feet of the Collocator's antenna. Microwave antenna support structures may be located in, on, or above the exterior walls and roof of Telephone Company serving wire centers.
- (2) Except as outlined following in this section, the provision of Microwave Collocation is governed by all terms and conditions applicable to Physically-Collocated Interconnection as described in Section 19.4 preceding.
- (3) The Collocator's facilities shall not physically, electronically, or inductively interfere with the Telephone Company or other Collocator's or tenant's facilities and must comply with the Technical Specifications specified in (C) following.

See Section 19.1 above for additional information.

(N)

(Issued under Transmittal No. 412)

Issued: February 2, 2004

Effective: February 17, 2004

Vice President, Federal Regulatory
1300 I Street, NW, Washington, D.C. 20005

(T)
(T)

ACCESS SERVICE

19. Collocated Interconnection Service # (Cont'd)19.10 Collocated Interconnection Service Alternatives (Cont'd)19.10.4 Microwave Collocation (Cont'd)(B) Regulations (Cont'd)

- (4) Each transmitter individually and all transmitters collectively at a given location shall comply with appropriate Federal, State, and/or Local regulations governing the safe levels of R.F. radiation. The "American National Standard Safety Levels With Respect to Human Exposure to Radio Frequency Electromagnetic Fields, 300 KHz to 100 GHz" (IEEE C95.1-2005) is the minimum standard to be met by Collocators in all cases. (C)(x)
(C)(x)
- (5) Prior to installation of a Collocator's facilities or transmission equipment, the Collocator must obtain at its sole cost and expense all necessary licenses, permits, approvals, and/or variances for the installation and operation of the particular microwave system and equipment, and when applicable, for any towers or support structures, as may be required by authorities having jurisdiction.
- (6) Where the Collocator intends to modify, move, replace, or add to equipment or facilities within or about roof space or transmitter/receiver space(s) and requires special consideration (e.g., use of freight elevators, loading dock, staging area, etc.), the Collocator must request and receive prior written consent from the Telephone Company, which will not be unreasonably withheld.
- (7) The Collocator shall not make any changes from the initial installation in terms of the number of transmitter/receivers, type of radio equipment, power output of transmitters, or any other technical parameters without the prior written approval of the Telephone Company.
- (8) At the Telephone Company's option, the Collocator may be escorted by a qualified Telephone Company employee, subject to the charges set forth in (J) following, if the Collocator requires access to transmitter/receiver space or cable risers and racking for maintenance purposes.

See Section 19.1 above for additional information.

(x) IEEE C95.1-2005 replaces ANSI C95.1-1982 in its entirety.

(Issued under Transmittal No. 1037)

Issued: August 27, 2009

Effective: September 11, 2009

Vice President, Federal Regulatory
1300 I Street, NW, Washington, D.C. 20005

ACCESS SERVICE

19. Collocated Interconnection Service # (Cont'd)

(C)

19.10 Collocated Interconnection Service Alternatives (Cont'd)19.10.4 Microwave Collocation (Cont'd)(B) Regulations (Cont'd)

(9) The Telephone Company reserves the right to review wind or ice loadings, etc., for antennas over eighteen (18) inches in diameter or for any multiple antenna installations and to require changes necessary to insure such loadings meet generally accepted engineering criteria for radio tower structures. The Telephone Company's costs for such activities will be billed to the Collocator, subject to the charges set forth in (J) following.

(10) The minimum height of equipment placement, such as microwave antennas, must be eight (8) feet from the roof. For masts, towers and/or antennas over ten (10) feet in height, the Collocator or, if applicable, the Telephone Company shall have the complete structure, including guys and supports, inspected every two (2) years by an acceptable licensed professional engineer of its choice specializing in this type of inspection. For Collocator-owned structures that are solely for the use of one Collocator's antenna(s), such inspection will be at the Collocator's own cost and expense. The Telephone Company will work cooperatively with the Collocator to schedule the structural analysis. For structures used by multiple Collocators, the costs associated with such inspection shall be apportioned based on relative capacity ratios as specified in (12)(d) following. A copy of the inspection report shall be provided to the Telephone Company within ten (10) days of the inspection. The Collocator shall be responsible to complete all maintenance and/or repairs, as recommended by the engineer, within ninety (90) days.

See Section 19.1 above for additional information.

(N)

(Issued under Transmittal No. 412)

Issued: February 2, 2004

Effective: February 17, 2004

Vice President, Federal Regulatory
1300 I Street, NW, Washington, D.C. 20005

(T)

(T)

ACCESS SERVICE

19. Collocated Interconnection Service # (Cont'd)

(C)

19.10 Collocated Interconnection Service Alternatives (Cont'd)19.10.4 Microwave Collocation (Cont'd)(B) Regulations (Cont'd)

(11) The Collocator shall provide written notice to the Telephone Company of any complaint (and resolution of such complaint) by any governmental authority or others pertaining to the installation, maintenance, or operation of the Collocator's facilities or equipment located in roof space or transmitter/receiver space. The Collocator must also agree to take all necessary corrective action.

(12) Any microwave antenna supporting structure to be located in, on, or above a Telephone Company building roof or exterior wall may be provided by either the Collocator or the Telephone Company, at the Telephone Company's option.

(a) At the option of the Telephone Company, the antenna support structure shall be built, owned, and maintained by either the Telephone Company or by the Collocator. The Telephone Company reserves the right to use existing support structures for the Collocator's antenna, subject to space and capacity limitations. The Telephone Company also reserves the right to use any unused portion of a support structure owned by a Collocator for any reason, subject to the provisions set forth following.

(b) It shall be the responsibility of the owner of the support structure to maintain a record of the net book value of the structure. When the Telephone Company is the owner of the structure, it shall keep such records in accordance with the Federal Communications Commission's Part 32 - Uniform System of Accounts. When the Collocator is the owner of the structure, it shall keep such records in accordance with Generally Accepted Accounting Principles.

See Section 19.1 above for additional information.

(N)

(Issued under Transmittal No. 412)

Issued: February 2, 2004

Effective: February 17, 2004

Vice President, Federal Regulatory
1300 I Street, NW, Washington, D.C. 20005

(T)

(T)

ACCESS SERVICE

19. Collocated Interconnection Service # (Cont'd)

(C)

19.10 Collocated Interconnection Service Alternatives (Cont'd)19.10.4 Microwave Collocation (Cont'd)(B) Regulations (Cont'd)

(12) (Cont'd)

(c) The owner of the support structure shall use reasonable efforts to accommodate all requests by other persons to use the support structure for Microwave Collocation on a first-come first-served basis, subject to the availability of space and technical feasibility, including industry standard interference issues.

(d) The owner of the support structure may charge persons proposing to use the structure, on a one-time basis, for (i) any incremental costs associated with installing the user's antenna, including but not limited to, the costs of engineering studies, roof penetrations, structural attachments, support structure modification or reinforcement, zoning and building permits; and (ii) a portion of the net book value of the support structure based on the relative capacity ratio (RCR) of user's proposed antenna(s) to be mounted on the structure. A user's RCR represents the percent of the total capacity of the support structure used by the user's antenna(s) on the structure. Spare capacity shall be deemed to be that of the owner of the structure. RCRs shall be expressed as a two place decimal number, rounded to the nearest whole percent. The sum of all users' RCRs and the owner's RCR shall at all times equal 1.00.

(e) The owner of the structure may not assess other users of the structure any charges in addition to the one-time charge described in (d) above except that the owner of the structure may assess other user's a proportionate share of the inspection costs as specified in (10) preceding, and the Telephone Company may assess the Collocator's Microwave Collocation monthly recurring charges for use of its roof space as set forth in (J) following.

See Section 19.1 above for additional information.

(N)

(Issued under Transmittal No. 412)

Issued: February 2, 2004

Effective: February 17, 2004

Vice President, Federal Regulatory
1300 I Street, NW, Washington, D.C. 20005

(T)

(T)

ACCESS SERVICE

19. Collocated Interconnection Service # (Cont'd)

(C)

19.10 Collocated Interconnection Service Alternatives (Cont'd)19.10.4 Microwave Collocation (Cont'd)(B) Regulations (Cont'd)

(12) (Cont'd)

(f) At the time a person (including the owner) proposes to attach additional antenna(s) to an existing support structure, it shall be the responsibility of that person to obtain, at their cost and expense, an engineering analysis by a registered structural engineer, the selection of which shall be agreed upon by all users of the structure, to determine the RCR of all antennas on the structure, including the proposed antenna(s). The person proposing to attach additional antenna(s) shall provide the Telephone Company and the owner of the structure (if not the same) the revised RCRs of all users and the owner of the structure prior to attaching the proposed antenna(s) to the structure.

(g) It shall be the responsibility of the owner of the structure to provide the proposed user the net book value of the structure at the time of the proposed use. Upon request, the owner shall also provide the proposed user accounting records or other documentation supporting the net book value.

(h) When the Collocator is the owner of the structure, the proposed user shall pay the owner directly the charges set forth in (d) above. When the Telephone Company is the owner of the support structure, it shall file the one-time charges set forth in (d) above and subsequent inspection charges in its tariff on an individual case basis. In the event the Collocator-owner of the support structure fails to comply with these provisions, at the Telephone Company's option, ownership of the support structure shall transfer to the Telephone Company.

(13) Where feasible, the Telephone Company will designate space on or above the exterior walls and roof of each serving wire center, which will constitute roof space.

See Section 19.1 above for additional information.

(N)

(Issued under Transmittal No. 412)

Issued: February 2, 2004

Effective: February 17, 2004

Vice President, Federal Regulatory
1300 I Street, NW, Washington, D.C. 20005

(T)

(T)

ACCESS SERVICE

19. Collocated Interconnection Service # (Cont'd)

(C)

19.10 Collocated Interconnection Service Alternatives (Cont'd)19.10.4 Microwave Collocation (Cont'd)(B) Regulations (Cont'd)

- (14) The Telephone Company will designate the space in, on, or above the exterior walls and roof of the serving wire center that will constitute the transmitter/receiver space. The Telephone Company may require the Collocator's transmitter/receiver equipment to be installed in a locked metal cabinet. The locked metal cabinet may be free-standing, wall-mounted, or relay rack-mounted. The Telephone Company may also enclose the Collocator's transmitter/receiver equipment.
- (15) Upon request and where feasible, the Telephone Company will provide two points of entry to the serving wire center.
- (16) When the Collocator occupies more than one Collocation arrangement, roof space, transmitter/receiver space, or cable vault location within the same serving wire center, the Collocator may interconnect its transmission equipment contained in such spaces. At these locations, the Collocator will be responsible for supplying, installing, and maintaining the cabling between the Collocator's different space locations using the Telephone Company designated supporting structures.
- (17) The Cable Support Structure rate set forth in (J) following will apply, per cable, per linear foot.
- (18) The Collocator may not provide, or make available to any third party, space within its Collocation arrangement, roof space, or transmitter/receiver space, except as provided herein.
- (19) The Telephone Company reserves to itself, its successors and assigns, the right to utilize space within or on the exterior of its serving wire center(s) in such a manner that will best enable it to fulfill its own service requirements.

See Section 19.1 above for additional information.

(N)

(Issued under Transmittal No. 412)

Issued: February 2, 2004

Effective: February 17, 2004

Vice President, Federal Regulatory
1300 I Street, NW, Washington, D.C. 20005

(T)

(T)

ACCESS SERVICE

19. Collocated Interconnection Service # (Cont'd)19.10 Collocated Interconnection Service Alternatives (Cont'd)19.10.4 Microwave Collocation (Cont'd)(B) Regulations (Cont'd)

(20) Collocator may not construct improvements or make alterations or repairs to the Collocation arrangement, transmitter/receiver space, or roof space without the prior written approval of the Telephone Company, which the Telephone Company will not unreasonably withhold.

(C) Technical Specifications

(1) The Collocator's equipment must conform to the technical specifications set forth in (2) through (6) following.

(2) The Collocator's equipment and installation of the Collocator's equipment must comply with the Network Equipment Installation Standards Information Publication (IP-72201, Issue 1A) and with the Telephone Company's Technical Specifications for Microwave Collocation Interconnection (NIP 74171) as they relate to fire safety, health, environmental, and network safeguards. The Collocator must ensure that its equipment and installation activities do not act as a hindrance to the Telephone Company services or facilities. Collocator equipment placed in or on roof space or transmitter/receiver space must also comply with all applicable rules and regulations of the Federal Communications Commission and the Federal Aviation Authority. (C)(x)

(3) Collocator facilities shall be placed, maintained, relocated, or removed in accordance with the applicable requirements and specifications of the current editions of the Telephone Company's Technical Specifications for Microwave Collocation Interconnection (NIP 74171), the National Electrical Safety Code (NFPA 70 2008 Edition), Rules and Regulations of the Occupational Safety and Health Act (OSHA), and any governing authority having jurisdiction. (T)
(T)

See Section 19.1 above for additional information.

Verizon Information Publication IP 72201, Issue 1A, replaces Verizon Information Publication IP 72201 in its entirety.

(Issued under Transmittal No. 1037)

Issued: August 27, 2009

Effective: September 11, 2009

Vice President, Federal Regulatory
1300 I Street, NW, Washington, D.C. 20005

ACCESS SERVICE

19. Collocated Interconnection Service # (Cont'd)

(C)

19.10 Collocated Interconnection Service Alternatives (Cont'd)19.10.4 Microwave Collocation (Cont'd)(C) Technical Specifications (Cont'd)

- (4) All Collocator facilities must comply with Telcordia Specifications Regarding Microwave and Radio-Based Transmission and Equipment, Cable Entrance Facility (CEF) and Building Planning Provisions (BR-760-200-030) and Blue Book Manual of Construction Procedures (SR-TAP-001421); and the Telephone Company's practices as they relate to fire, safety, health, environmental safeguards transmission and electrical grounding requirements, or interference with the Telephone Company services or facilities.
- (5) The equipment located in, on, or above the exterior walls or roof of the Telephone Company's building must either be on the Telephone Company's list of approved products or comply with the Telcordia Network Equipment Building system (NEBS) Generic Equipment Requirements (GR-63-CORE), Electromagnetic Compatibility and Electrical Safety Generic Criteria for Network Telecommunication Equipment (GR-1089-CORE), Generic Physical Design Requirements for Telecommunications Products and Equipment (TR-NWT-000078), Power (TR-NWT-000513) and Isolated Ground Planes; Definition and Application to Telephone Central Offices (TR-NWT-000295), and the Telephone Company Technical Specifications for Microwave Collocation Interconnection (NIP 74171). This equipment must also comply with the Network Equipment Installation Standards Information Publication (IP-72201), the Telephone Company Central Office and Electronic Equipment Enclosures (EEEs) Grounding Requirements (NIP-74162) Central Office Engineering Environmental and Transmission Standards as they relate to fire, safety, health, environmental safeguards, or interference with the Telephone Company services or facilities.
- (6) Where a difference in specification may exist, the more stringent shall apply.
- (7) The Telephone Company does not assume responsibility for the design, engineering, testing, or performance of the Collocator's equipment or facilities.

See Section 19.1 above for additional information.

(N)

(Issued under Transmittal No. 412)

Issued: February 2, 2004

Effective: February 17, 2004

Vice President, Federal Regulatory
1300 I Street, NW, Washington, D.C. 20005

(T)

(T)

ACCESS SERVICE

19. Collocated Interconnection Service # (Cont'd)

(C)

19.10 Collocated Interconnection Service Alternatives (Cont'd)19.10.4 Microwave Collocation (Cont'd)(C) Technical Specifications (Cont'd)

- (8) The Telephone Company reserves the right to remove facilities and equipment from its list of approved products if such products, facilities, and equipment are determined to be no longer compliant with NEBS standards or Electromagnetic Compatibility and Electrical Safety Generic Criteria for Network Telecommunication Equipment (GR-1089-CORE).
- (9) The Collocator, at its own cost, shall comply with all present and future laws, ordinances, rules, orders, and regulations of all state, federal, municipal, and local governments, departments, commissions, and boards and any direction of any public officer pursuant to law, and all orders, rules, and regulations of any Board of Fire Underwriters or any similar body which shall impose any violation, order, or duty upon the Telephone Company or Collocator with respect to the serving wire center, whether or not arising out of the Collocator's use or manner of use.
- (10) The Collocator will provide emergency access to its Collocation arrangement and transmitter/receiver space(s) at all times to allow the Telephone Company to react to emergencies, to maintain the space (where applicable), and to ensure compliance with OSHA/Telephone Company regulations and standards related to fire, safety, health, and environmental safeguards. If conditions permit, notification of access will be provided, and the customer will have the option to be present at the time of access.

See Section 19.1 above for additional information.

(N)

(Issued under Transmittal No. 412)

Issued: February 2, 2004

Effective: February 17, 2004

Vice President, Federal Regulatory
1300 I Street, NW, Washington, D.C. 20005

(T)

(T)

ACCESS SERVICE

19. Collocated Interconnection Service # (Cont'd) (C)19.10 Collocated Interconnection Service Alternatives (Cont'd)19.10.4 Microwave Collocation (Cont'd)(D) Rate Regulations

- (1) The Collocator is subject to nonrecurring charges and/or recurring rates for use of the Telephone Company owned space and facilities and for the provisioning of Collocator provided facilities within the serving wire center. The rates and charges for Microwave Collocation are set forth in (J) following.
- (2) Recurring rates are applicable to each Microwave Collocation arrangement for the space (generally on the serving wire center roof) associated with the Telephone Company or Collocator owned antenna support structures. The rate is calculated using the Rates per Square Foot as specified in (J) following multiplied by the square footage of the foot print, which resultant is multiplied by the Collocator's relative capacity ratios (RCRs), i.e., the sum of the RCRs of each of Collocator's antennas.
 - (a) Square footage for the footprint will be based on the length times width of the entire footprint formed on the horizontal plane (generally the roof top) by the antenna(s), tower(s), mount(s), guy wires and/or support structures used by Collocator. For a non-rectangular footprint, the length will be measured at the longest part of the footprint and the width will be the widest part of the footprint.
 - (b) The RCR is calculated as specified in Section 19.10.4(B)(12)(d) preceding.

See Section 19.1 above for additional information. (N)

(Issued under Transmittal No. 412)

Issued: February 2, 2004

Effective: February 17, 2004

Vice President, Federal Regulatory
1300 I Street, NW, Washington, D.C. 20005

(T)
(T)

ACCESS SERVICE

19. Collocated Interconnection Service # (Cont'd) (C)19.10 Collocated Interconnection Service Alternatives (Cont'd)19.10.4 Microwave Collocation (Cont'd)(E) Power

(1) The Telephone Company will supply the floor space, transmitter/receiver space, and 110V commercial AC power, heat, air-conditioning, and other environmental support, as well as work and services which support the overall operation of the serving wire center, in the same manner as it provides such support items to its own equipment within that serving wire center. (Z)

(2) The Telephone Company will not generally provide power or environmental support to the roof space. If the Telephone Company agrees in response to a specific request by the Collocator to provide power or environmental support to the roof space, the Collocator will supply all associated materials, as specified by the Telephone Company, which the Telephone Company will have installed at Collocator's cost.

(3) The Telephone Company will provide 110V commercial AC power for electrical outlets and lighting to the transmitter/receiver space. The Collocator will supply all associated materials, as specified by the Telephone Company, for the Telephone Company to bring 110V commercial AC power to the transmitter/receiver space. The Collocator will be charged the cost of installation incurred by the Telephone Company. (Z)

(D)

(D)

Effective February 17, 2004, -48V battery-backed DC power will no longer be provided under the terms and conditions of this tariff. (N)

(N)

See Section 19.1 above for additional information.

(N)

(Issued under Transmittal No. 412)

Issued: February 2, 2004

Effective: February 17, 2004

Vice President, Federal Regulatory
1300 I Street, NW, Washington, D.C. 20005

(T)

(T)

ACCESS SERVICE

19. Collocated Interconnection Service # (Cont'd)

(C)

19.10 Collocated Interconnection Service Alternatives (Cont'd)19.10.4 Microwave Collocation (Cont'd)(F) Provision of Space

The Telephone Company will provide space within the cable riser and cable rack support structures and between the transmitter/receiver space and the roof space needed to reach the Collocation arrangement and to access the Telephone Company point of termination. However, Waveguide cables may not be placed in the Telephone Company cable risers or racks. The Telephone Company reserves the right to prohibit the running of Waveguide cables, metallic conduit, and coaxial cable through or near sensitive equipment areas.

(G) Provision of Service

(1) The Telephone Company will conduct a pre-construction survey for each Collocator request for a Collocation arrangement, cable space, roof space, or transmitter/receiver space for which occupancy is requested to determine the availability and viability of such spaces to accommodate the Collocator's needs and facilities. In determining the availability of space and safety considerations in the Telephone Company's serving wire center, the Telephone Company will consider, and give preference to, its present and foreseeable needs for such spaces in order to fulfill its obligations to provide its tariffed services to its other customers.

(a) The Telephone Company will use reasonable efforts to notify the Collocator within twenty-three (23) business days whether or not the request can be met. If space is available, the Telephone Company will negotiate a date with the Collocator as to when construction of the roof space and transmitter/receiver space may commence.

(2) The Telephone Company shall designate all spaces to be occupied by Collocator's facilities.

(3) The Telephone Company will charge the Collocator for the design and construction work associated with Microwave Collocation as set forth in (J) following.

See Section 19.1 above for additional information.

(N)

(Issued under Transmittal No. 412)

Issued: February 2, 2004

Effective: February 17, 2004

Vice President, Federal Regulatory
1300 I Street, NW, Washington, D.C. 20005

(T)

(T)

ACCESS SERVICE

19. Collocated Interconnection Service # (Cont'd)

(C)

19.10 Collocated Interconnection Service Alternatives (Cont'd)19.10.4 Microwave Collocation (Cont'd)(G) Provision of Service (Cont'd)

- (4) The Telephone Company is responsible for providing the Collocation arrangement, roof space, cable space, and transmitter/receiver space in accordance with the rates and regulations specified in this tariff.
- (5) The Telephone Company will install and maintain the Collocator's Waveguide cables and/or coaxial cable to industry standards and to the Telephone Company's own standards for its own equipment, in consultation with the Collocator, from the point of entry to the building to the transmitter/receiver and from the transmitter/receiver to the Collocator's Collocation arrangement. The route of the Waveguide cables and/or coaxial cable, as well as any protection required, will be discussed during the pre-construction survey.

(H) Request for Service

- (1) The Collocator shall complete a written application for occupancy of any Collocation arrangement, cable space, roof space, or transmitter/receiver space.
- (2) If the Collocator withdraws its request, the Collocator is responsible for any nonrecurring costs incurred by the Telephone Company on behalf of the Collocator.

See Section 19.1 above for additional information.

(N)

(Issued under Transmittal No. 412)

Issued: February 2, 2004

Effective: February 17, 2004

Vice President, Federal Regulatory
1300 I Street, NW, Washington, D.C. 20005(T)
(T)

ACCESS SERVICE

19. Collocated Interconnection Service # (Cont'd) (C)19.10 Collocated Interconnection Service Alternatives (Cont'd)19.10.4 Microwave Collocation (Cont'd)(H) Request for Service (Cont'd)(3) Conversion to State Arrangements (N)

The Collocator may convert a microwave collocation arrangement under this tariff to a microwave collocation arrangement pursuant to the Order in WC Docket No. 02-237, adopted October 17, 2003 and released October 22, 2003 and subject to (a) through (e) following.

(x)
|
(x)

(a) The microwave collocation arrangement must have been in service on February 17, 2004 or on order (i.e., a Collocation Application has been submitted to the Telephone Company) under this tariff prior to February 17, 2004.

(b) No later than March 18, 2004 the Collocator must notify the Telephone Company of its intent to convert its microwave collocation arrangement by submitting written or electronic notification at the same address/website it would normally submit applications for collocation. The notification must include the 11 character CLLI for the microwave collocation arrangement, the total square footage of the microwave collocation arrangement, the order date for the microwave collocation arrangement, and the tariff or Interconnection Agreement to which it is being converted. The Collocator must also specify if any adjustment due under (d) following should be applied as a one-time credit or as an annual credit of nine (9) installments.

(N)

See Section 19.1 above for additional information.

(N)

(x) Filed under authority of Special Permission No. 03-105 of the Federal Communications Commission.

(Issued under Transmittal No. 412)

Issued: February 2, 2004

Effective: January 30, 2004

Vice President, Federal Regulatory
1300 I Street, NW, Washington, D.C. 20005

ACCESS SERVICE

19. Collocated Interconnection Service # (Cont'd) (C)19.10 Collocated Interconnection Service Alternatives (Cont'd)19.10.4 Microwave Collocation (Cont'd)(H) Request for Service (Cont'd)(3) Conversion to State Arrangements (Cont'd) (N)

(c) The Telephone Company will convert rates and charges for the microwave collocation arrangement set forth in Section 19.10.4(J) of this tariff pursuant to the Order in WC Docket No. 02-237, adopted October 17, 2003, and released October 22, 2003. The effective date for converted arrangements will be March 18, 2004, regardless of the actual date that the Collocator provided notification to the Telephone Company pursuant to (b) preceding.

(x)
|
(x)

(d) Eligible Collocators will receive an adjustment to offset the difference between the Space and Facility Charges for space preparation and construction of the microwave collocation arrangement assessed and paid under this tariff and the corresponding rates and charges applicable under the state rates, terms, and conditions to which the microwave collocation arrangement is converted. The Collocator has the option to have the adjustment applied as a one-time credit or as an annual credit payable over the first nine (9) years following conversion. The one-time credit amounts and annual credit amounts are set forth in 19.10.4(J)(3) following.

(N)

(x) Filed under authority of Special Permission No. 03-105 of the Federal Communications Commission.

See Section 19.1 above for additional information.

(N)

(Issued under Transmittal No. 412)

Issued: February 2, 2004

Effective: February 17, 2004

Vice President, Federal Regulatory
1300 I Street, NW, Washington, D.C. 20005

ACCESS SERVICE

19. Collocated Interconnection Service # (Cont'd) (C)19.10 Collocated Interconnection Service Alternatives (Cont'd)19.10.4 Microwave Collocation (Cont'd)(H) Request for Service (Cont'd)(3) Conversion to State Arrangements (Cont'd) (N)

- (e) The following activities related to the conversion of a microwave collocation arrangement pursuant to the Order in WC Docket No. 02-237, adopted October 17, 2003 and released October 22, 2003 will be completed by the Telephone Company within a timeframe that is reasonable to complete such activities. (N)
- (1) Convert the Collocator's service records and associated monthly billing to microwave collocation in accordance with the applicable state rates, terms, and conditions; and (x)
 - (2) Convert the associated cross-connects to cross-connect services subject to state rates, terms, and conditions; and (x)
 - (3) Apply either the one-time credit or first installment of the nine (9) year annual credit as requested by the Collocator pursuant to (3)(b) preceding. When an annual credit is requested, each annual installment will be applied in the same bill period as the first installment was applied. The adjustment amounts are specified in Section 19.10.4(J)(3)(a) and (b) following. The amounts shown for the annual credit include interest at 5.45%. (x)

See Section 19.1 above for additional information. (N)

(x) Filed under authority of Special Permission No. 03-105 of the Federal Communications Commission.

(Issued under Transmittal No. 412)

Issued: February 2, 2004

Effective: February 17, 2004

Vice President, Federal Regulatory
1300 I Street, NW, Washington, D.C. 20005

ACCESS SERVICE

19. Collocated Interconnection Service # (Cont'd) (C)19.10 Collocated Interconnection Service Alternatives (Cont'd)19.10.4 Microwave Collocation (Cont'd)(H) Request for Service (Cont'd)(3) Conversion to State Arrangements (Cont'd) (N)

(e) (Cont'd) (N)

For Collocators who choose to convert their existing collocation arrangements under this tariff to state arrangements, both the one-time credit and the annual credit will be applied against and as reductions in the amounts paid by the Collocator in the past under this tariff for space preparation in the accounts in which those payments were made. If, as a result of such credit, there is a net balance payable from the Telephone Company to the Collocator, taking into account all accounts of the Collocator and all liabilities of the Collocator to the Telephone Company, the Collocator will have the option of receiving the net balance as a payment from the Telephone Company or as a continuing credit against future charges.

Credits will not be applied to converted microwave collocation arrangements for which the Collocator has previously waived claims or executed releases that subsume claims for refund of nonrecurring charges related to Collocated Interconnection under this tariff.

Payment of the annual incentive will continue to the original Collocator if the microwave collocation arrangement is disconnected or the microwave collocation arrangement is assigned to a new billing party as allowed under this tariff.

In all cases, the annual adjustment shall cease after nine (9) years.

See Section 19.1 above for additional information. (N)

(Issued under Transmittal No. 412)

Issued: February 2, 2004

Effective: February 17, 2004

Vice President, Federal Regulatory
1300 I Street, NW, Washington, D.C. 20005

ACCESS SERVICE

19. Collocated Interconnection Service # (Cont'd) (C)19.10 Collocated Interconnection Service Alternatives (Cont'd)19.10.4 Microwave Collocation (Cont'd)(H) Request for Service (Cont'd)(3) Conversion to State Arrangements (Cont'd)

- (f) For Collocators who do not convert an existing microwave collocation arrangement to a state arrangement, the Telephone Company will provide DC power and other supporting services other than existing cross-connects and existing cable racking and entrance cabling to such arrangements pursuant to the Order in WC Docket No. 02-237, adopted October 17, 2003, and released October 22, 2003. Charges for cable space, other space, and cross-connects under this tariff will continue to apply to such arrangements for facilities in place as of February 17, 2004. (N)
- (x)
(x)
(x)
(N)

(I) Installation of Collocator Provided Facilities

- (1) The Collocator will be responsible for supplying, servicing, and repairing the Waveguide cables and/or coaxial cable, which the Telephone Company will install from the point of entry to the building to the transmitter/receiver and from the transmitter/receiver to Collocator's Collocation arrangement. The Collocator is responsible to connect the Waveguide cables and/or coaxial cable to the Collocator's equipment within the Collocation arrangement and to the transmitter/receiver. In addition, the Collocator will be responsible for supplying, repairing, installing, and maintaining the following: its transmission equipment located in the Collocation arrangement; its antenna and associated equipment; and its transmitter/receiver equipment.
- (2) At the option of the Telephone Company, the Collocator may also be responsible for building, owning, and maintaining the antenna tower and support structure.
- (3) The Collocator will be responsible for maintaining the Waveguide cables and/or coaxial cable, which is used to connect the microwave antenna to the transmitter/receiver, up to the point where the Waveguide cables and/or coaxial cable enters the building.

See Section 19.1 above for additional information. (N)

(x) Filed under authority of Special Permission No. 03-105 of the Federal Communications Commission.

(Issued under Transmittal No. 412)

Issued: February 2, 2004

Effective: February 17, 2004

Vice President, Federal Regulatory
1300 I Street, NW, Washington, D.C. 20005

(T)
(T)

ACCESS SERVICE

19. Collocated Interconnection Service # (Cont'd) (C)19.10 Collocated Interconnection Service Alternatives (Cont'd)19.10.4 Microwave Collocation (Cont'd)(I) Installation of Collocator Provided Facilities
(Cont'd)

- (4) The Collocator will provide, install, and maintain in its Collocation arrangement any repeaters, which may be necessary as a result of the physical distance between the Collocation arrangement and the serving wire center of the Telephone Company facilities and services. The Telephone Company will employ the same procedures, aimed at minimizing this distance, as it does in conjunction with its own equipment.
- (5) The Collocator will meet with the Telephone Company as needed to review the design and construction work plans and schedules for the Collocation arrangement, roof space, and transmitter/receiver space and installation of the Collocator's equipment within such spaces.
- (6) The Collocator must sign the Design and Construction Work Completion Notice, indicating acceptance of the design and construction work.
 - (a) Access to the space will be provided to the Collocator only after execution of the Design and Construction Work Completion Notice.
- (7) The Collocator must meet all the Telephone Company fire, safety, and housekeeping requirements.

See Section 19.1 above for additional information. (N)

(Issued under Transmittal No. 412)

Issued: February 2, 2004

Effective: February 17, 2004

Vice President, Federal Regulatory
1300 I Street, NW, Washington, D.C. 20005

(T)
(T)

ACCESS SERVICE

19. Collocated Interconnection Service # (Cont'd) (C)19.10 Collocated Interconnection Service Alternatives (Cont'd)19.10.4 Microwave Collocation (Cont'd)(I) Installation of Collocator Provided Facilities
(Cont'd)

- (8) The Collocator will be responsible for accepting delivery, installation, and maintenance of its equipment.
- (9) The Collocator is not permitted to penetrate the building exterior wall or roof when installing or maintaining transmission equipment and support structures. The Telephone Company or a hired agent of the Telephone Company will do all building penetration. Costs for building penetration will be paid by the Collocator. Installation intervals shall be no longer than those for other Collocation installation under applicable interconnection agreements between the Telephone Company and the Collocator or applicable rules and regulations. When the Telephone Company performs building penetration, rates and charges will be filed on an individual case basis.
- (10) Any Collocator's equipment used to produce or extract moisture must be connected to existing or newly constructed building or roof top drainage systems, at the expense of the Collocator.
- (11) The Collocator must obtain the Telephone Company's written approval of the Collocator proposed scheduling of work prior to beginning any delivery, installation, replacement, or removal work for equipment and/or facilities located within the Collocator's Collocation arrangement, roof space, or transmitter/receiver space, in order to coordinate use of temporary staging areas and other building facilities. The Telephone Company may request additional information before granting approval and may require scheduling changes.

See Section 19.1 above for additional information. (N)

(Issued under Transmittal No. 412)

Issued: February 2, 2004

Effective: February 17, 2004

Vice President, Federal Regulatory
1300 I Street, NW, Washington, D.C. 20005(T)
(T)

ACCESS SERVICE

19. Collocated Interconnection Service # (Cont'd) (C)19.10 Collocated Interconnection Service Alternatives (Cont'd)19.10.4 Microwave Collocation (Cont'd)(I) Installation of Collocator Provided Facilities
(Cont'd)

- (12) The Collocator shall have the right to use a portion of the serving wire center and loading areas designated by the Telephone Company, if available, on a temporary basis during the Collocator's equipment installation in the Collocation arrangement, roof space, transmitter/receiver space, and other designated areas in the building. These temporary staging areas will be vacated and delivered to the Telephone Company in a broom-clean condition upon completion of its installation work.
- (13) The Collocator is responsible for protecting the Telephone Company's equipment and serving wire center's flooring within the staging area and along the staging route.
- (14) The Collocator must store equipment and materials within the Collocation arrangement when work is not in progress (e.g., overnight). No storing of equipment and materials overnight will be permitted in the staging area(s).
- (15) The Collocator or its approved vendor will have access to its Collocation arrangement, roof space, transmitter/receiver space, and any room or area required by them to necessitate the installation during the installation phase, or for subsequent maintenance. The Collocator may be escorted in areas outside its Collocation arrangement by a designated Telephone Company employee for these occasions, subject to the charges set forth in (J) following.

See Section 19.1 above for additional information. (N)

(Issued under Transmittal No. 412)

Issued: February 2, 2004

Effective: February 17, 2004

Vice President, Federal Regulatory
1300 I Street, NW, Washington, D.C. 20005

(T)
(T)

ACCESS SERVICE

19. Collocated Interconnection Service # (Cont'd) (C)19.10 Collocated Interconnection Service Alternatives (Cont'd)19.10.4 Microwave Collocation (Cont'd)(J) Rates and Charges

	<u>Section Reference</u>	
(1) <u>Physical Collocation</u>		
(a) Design and Planning Fees	19.7.4(A)	
(b) Cable Installation	19.7.4(B)	
(c) Cable Support Structure	19.7.4(C)	
(d) Reserved for Future Use		(C)
(e) Space and Facility Charge	19.7.4(I)	
(f) Rates per Square Foot	19.7.2(D)	
(2) <u>Security, Escort, and Additional Labor Charges</u>		
(a) Labor Rates	19.7.7(1)	
(3) <u>Microwave Collocation Adjustments for Conversion under Section 19.10.4(H)(3)</u>		(N)
(a) <u>Size of Multiplexing Node</u>	<u>One-time Credit</u>	
- Less than or equal to 100 square feet	\$14,951.00	
- 101 to 200 square feet	7,441.00	
- 201 to 300 square feet	0.00	
- 301 square feet or greater	0.00	
(b) <u>Size of Multiplexing Node</u>	<u>Annual Credit*</u>	
- Less than or equal to 100 square feet	\$ 2,106.00	
- 101 to 200 square feet	1,048.00	
- 201 to 300 square feet	0.00	
- 301 square feet or greater	0.00	

* The annual credit is payable in nine (9) installments in accordance with Section 19.4(10)(G)(5)(c) for physical collocation arrangements. The annual credit amounts include interest at 5.45%.

See Section 19.1 above for additional information.

(Issued under Transmittal No. 412)

Issued: February 2, 2004

Effective: February 17, 2004

Vice President, Federal Regulatory
1300 I Street, NW, Washington, D.C. 20005

(T)
(T)

ACCESS SERVICE

20. Incidental InterLATA Service

A customer ordering incidental InterLATA Service must, at a minimum, subscribe to a telephone company access service.

20.1 Miscellaneous Services20.1.1 CCS - Gateway Access Service(A) Service Description

CCS - Gateway Access Service provides for the interLATA transport of incidental signaling information by the Telephone Company's SS7 network and routes these messages through a shared Gateway Access Port at the Signal Transfer Point (STP) hub.

The provision of CCS - Gateway Access on an interLATA basis by the Telephone Company is limited to SS7 signaling used in connection with the provision of telephone exchange services or exchange access services by a local exchange carrier and to common carriers offering interLATA services at any location within the area in which the Telephone Company provides telephone exchange services or exchange access service.

CCS - Gateway Access Service will only be provided in the following LATAs:

New Jersey CCS Gateway - LATA 222 (Delaware Valley) for access to LATA 220.

Pennsylvania CCS Gateway - LATA 234 (Pittsburgh) for access to LATAs 226, 230, and 232.

(D)

(D)

Maryland CCS Gateway - LATA 238 (Baltimore) for access to LATAs 240 and 242.

Virginia CCS Gateway - LATA 244 (Roanoke) for access to LATAs 246, 248, 250, and 252.

(Issued under Transmittal No. 1094)

Issued: June 16, 2010

Effective: July 1, 2010

Vice President, Federal Regulatory
1300 I Street, NW, Washington, DC 20005

(T)

(T)

ACCESS SERVICE

20. Incidental InterLATA Service (Cont'd)20.1 Miscellaneous Services (Cont'd)20.1.1 CCS - Gateway Access Service (Cont'd)(B) Rate Regulations

The monthly recurring rate for the CCS - Gateway Access Service applies per CCSAS STP Hub Port Termination. CCSAS Service as specified in Section 6 preceding will apply for the dedicated connection to the STP port.

A nonrecurring rearrangement charge will apply only to existing customers who are rerouting traffic from the CCSAS STP to the CCS - Gateway Access STP hub. This nonrecurring charge will apply on a per LATA basis.

Rates and Charges

	<u>USOC</u>	<u>Monthly</u>	<u>Nonrecurring</u>
CCS - Gateway Access Service			
- per CCSAS port			CCBGX \$900.00
Rearrangement Charge			
- per LATA	PT3SH		\$1,900.00

(Issued under Transmittal No. 23)

Issued: April 13, 2001

Effective: April 28, 2001

Vice President
2980 Fairview Park Drive, Falls Church, Virginia 22042

ACCESS SERVICE

20. Incidental InterLATA Service (Cont'd)20.1 Miscellaneous Services (Cont'd)20.1.2 Call Management Signaling Service(A) General

- (1) Call Management Signaling Service ("Service" or "CMSS") provides a customer with terminating detail information and with the capability to provide instructions back to the Telephone Company regarding the forwarding or other disposition of calls terminating or attempting to terminate at a telephone line, subscribed to the Telephone Company's service, of the customer's end user. The Telephone Company will deliver this service over a secure IP (Internet Protocol) network connection using standard XML-based formatted data. (C)
- (2) In every instance that a call attempts to terminate at a Telephone Company end office to a customer's end user's telephone line provisioned with the Service, Verizon will provide the customer with signaling information describing the attempted call termination and terminating detail for the call (collectively "Terminating Detail"). All Terminating Detail will be provided to a Telephone Company interface server and then made available to customers through a secure IP network connection using an XML-based data format. (C)
- (3) In every instance that a customer is provided with Terminating Detail for a call, the customer will be required to respond with a valid response ("Response") within a predetermined interval described in 20.1.2(A)(5) below ("Response Interval"), as further described in the Technical Memorandum for Incidental InterLATA Call Management Signaling Service associated with the Verizon FCC Short Term Notice of Network Change dated March 2007. Valid Responses include an instruction for Verizon to forward the call to a different domestic telephone number, to block the call or to permit the call to terminate to the customer's end user's line. (C)
(C)
- (4) In the event no Response is received within the Response Interval referenced in (C) above, the Telephone Company will proceed with terminating the call to the customer's end user's line. Responses to the Telephone Company from the customer are received through a secure IP network connection and in an XML-based data format. (C)

(Issued under Transmittal No. 814)

Issued: May 31, 2007

Effective: June 15, 2007

Vice President, Federal Regulatory
1300 I Street, NW, Washington, D.C. 20005

ACCESS SERVICE

20. Incidental InterLATA Service (Cont'd)20.1 Miscellaneous Services (Cont'd)20.1.2 Call Management Signaling Service (Cont'd)(A) General (Cont'd)

- (5) Two different levels of Terminating Detail are available with the Service:

(a) With Calling Name ("WCN")

If the end user line is subscribed to Terminating Detail WCN, the Terminating Detail will provide, when available, the calling party's telephone number, the calling party's name, the time of the call and the date of the call. The Response Interval (as described in 20.1.2(A)(3) in the case of an end user line subscribed to this level of Terminating Detail, is 18 seconds.

(b) Without Calling Name ("WOCN")

If the end user line is subscribed to Terminating Detail WOCN, the Terminating Detail will provide, when available, the calling party's telephone number, the time of the call and the date of the call. The Response Interval (as described in 20.1.2(A)(3)) in the (T) case of an end user line subscribed to this level of Terminating Detail, is 4 seconds.

(B) Service Availability

The Service will be provided where technical capability exists on the customer's end-user lines which are subscribed to Telephone Company service and originate from Telephone Company end offices equipped with Advanced Intelligent Network (AIN) capability. The AIN capability information can be found in the NATIONAL EXCHANGE CARRIER, INC., TARIFF F.C.C. NO. 4.

(C) Responsibilities of the Customer

- (1) The customer must notify its end users to provide the Telephone Company with authorization for each line, on a per-line basis, for which the customer is seeking to receive an end-user customer's Terminating Detail information. Customer's end users must provide authorization by accessing a Telephone Company Internet web site, as follows: <https://www22.verizon.com/CallMgmtSigsvc/Registration/LOAMain.aspx>. The Telephone Company will reject a customer's request for CMSS if authorization from customer's end-user has not been provided prior to receipt of an order.

(Issued under Transmittal No. 814)

Issued: May 31, 2007

Effective: June 15, 2007

Vice President, Federal Regulatory
1300 I Street, NW, Washington, D.C. 20005

ACCESS SERVICE

20. Incidental InterLATA Service (Cont'd)20.1 Miscellaneous Services (Cont'd)20.1.2 Call Management Signaling Service (Cont'd)(C) Responsibilities of the Customer (Cont'd)

- (2) The customer must place an order, in a manner specified by the Telephone Company, for each of its end-user's lines for which it requests Terminating Detail. As part of each order, the customer must specify if the Terminating Detail will include the calling name (WCN) or not (WOCN).
- (3) In order to use CMSS, the customer will be required to have computer server equipment to exchange data in XML format over a secure IP network connection, to obtain a secure IP network connection from the Telephone Company's security/network integrity and data exchange requirements. Detailed information about the XML-based data interchange, such as data fields and valid values can be found in the Technical Memorandum for Incidental InterLATA Call Management Signaling Service associated with the Verizon FCC Short Term Notice of Network Change dated March 2007. To use this Service, the Customer must procure either a secure IP network connection using the Internet or a secure dedicated IP network connection. Either option selected must support Secure Socket Layer (SSL) communication, using 128-bit encryption, and the customer's server must be equipped with a valid SSL certificate for authentication. Customers will be required to complete interoperability/network integrity testing, and to submit to a security review by the Telephone Company, prior to turn up. The Telephone Company may implement transaction management procedures when experiencing excessive volume traffic or other adverse conditions. Additional details about the Telephone Company's security/network integrity requirements can be found in the Technical Memorandum for Incidental InterLATA Call Management Signaling Service associated with the Verizon FCC Short Term Notice of Network Change dated March 2007.
- (C)
(C)
(T)
(C)
(C)
(T)
(C)
(C)

Certain material formerly appearing on this page now appears on Original Page 20-5.1.

(Issued under Transmittal No. 814)

Issued: May 31, 2007

Effective: June 15, 2007

Vice President, Federal Regulatory
1300 I Street, NW, Washington, D.C. 20005

ACCESS SERVICE

20. Incidental InterLATA Service (Cont'd)

20.1 Miscellaneous Services (Cont'd)

20.1.2 Call Management Signaling Service (Cont'd)

(D) Rate Regulations

- (1) Charges for CMSS are applied on a per call signal basis, where a "call signal" refers to an instance of Terminating Detail provided to the customer for a call terminating or attempting to terminate at the customer's end user's telephone line.

(M)

(M)

Material now appearing on this page formerly appeared on 1st Revised Page 20-5.

(Issued under Transmittal No. 814)

Issued: May 31, 2007

Effective: June 15, 2007

Vice President, Federal Regulatory
1300 I Street, NW, Washington, D.C. 20005

ACCESS SERVICE

20. Incidental InterLATA Service (Cont'd)20.1 Miscellaneous Services (Cont'd)20.1.2 Call Management Signaling Service (Cont'd)(D) Rate Regulations (Cont'd)

(3) Minimum Monthly Billing

(a) A minimum of one (1) million call signals per month will be billed to customers who subscribe to CMSS. CMSS provided to a customer under this tariff, together with CMSS provided to such customer by the Telephone Company or one of its affiliated telephone companies under Tariff FCC Nos. 11, 14 and 16, shall be referred to as "Covered CMSS." The number of call signals in a month provided by the Telephone Company to the customer under any Covered CMSS shall be referred to as "Total Monthly CMSS Call Signals."

(b) In any month when the number of Total Monthly CMSS Call Signals is less than 1 million, and provided more than twelve (12) months have passed since the customer first subscribed to any Covered CMSS, the customer will be billed for the difference ("Shortfall") between the actual call signals provided to the customer under any Covered CMSS ("Actual Monthly Call Signals") and the minimum of one (1) million call signals, as follows:

(i) if at any time during the applicable month, the customer is subscribed to Covered CMSS at only the Terminating Detail WCN level and more than twelve (12) months have passed since the customer first subscribed to Covered CMSS at the Terminating Detail WCN level, then the per call signal rate element applied to the Shortfall will be the rate element for the Terminating Detail WCN level of CMSS, as set forth below;

(ii) if at any time during the applicable month, the customer is subscribed to Covered CMSS only at the Terminating Detail WOCN level, and more than twelve (12) months have passed since the customer first subscribed to Covered CMSS, then the per call signal rate element applied to the Shortfall will be the rate element for Terminating Detail WOCN level of CMSS set forth below;

Certain material on this page formerly appeared on Original Page 20-5.
(x) Issued under Special Permission No. 04-080 in Transmittal No. 518.

(Issued under Transmittal No. 555)

Issued: April 1, 2005

Effective: April 16, 2005

Vice President, Federal Regulatory
1300 I Street, NW, Washington, D.C. 20005

ACCESS SERVICE

20. Incidental InterLATA Service (Cont'd)20.1 Miscellaneous Services (Cont'd)20.1.2 Call Management Signaling Service (Cont'd)(D) Rate Regulations (Cont'd)

(3) Minimum Monthly Billing (Cont'd)

(iii) if at any time during the applicable month, the customer is subscribed to Covered CMSS at a combination of Terminating Detail WCN and Terminating Detail WOCN levels, and twelve (12) months have passed since the customer first subscribed to any Covered CMSS, then the per call signal rate element applied to the Shortfall will be the rate element for Terminating Detail WOCN level of CMSS set forth below.

(E) Rates and Charges

Terminating Detail, Per Call Signal
- WCN \$.014
- WOCN .010

(R)

(Issued under Transmittal No. 612)

Issued: August 16, 2005

Effective: August 31, 2005

Vice President, Federal Regulatory
1300 I Street, NW, Washington, D.C. 20005