

**ACCESS SERVICE**

Regulations, Rates and Charges applying to the provision of Access Service for connection by Interstate Customers to the interstate communications facilities within the operating territory of the Issuing Carriers  
Listing on Title Page 2.

Access services are provided by means of wire, fiber optics, radio or any other suitable technology or a combination thereof.

This tariff cancels NTELOS Network Inc Tariff F.C.C. No. 1

This tariff cancels FiberNet, LLC Tariff F.C.C. No. 1

(C)

This tariff is filed under authority of Special Permission No. 02-046.

Issued: July 17, 2015

Effective: August 1, 2015

**ACCESS SERVICE**

**ISSUING CARRIERS**

Christopher LaDuke — President  
CLYK d/b/a Affinity Telcom  
40400 Woodward Ave., Suite 220  
Bloomfield Hills, Michigan 48304

Jim Gibney — Manager  
Alta Municipal Utilities  
223 Main Street  
Alta, Iowa 51002

Richard Cutrell — President  
Citizens Telecom Solutions  
Box 153 Route 982  
Mammoth, Pennsylvania 15664

Brent Olson — Director  
CommChoice of Iowa, LLC  
501 Fourth Street  
Sergeant Bluff, Iowa 51054

Brad Honold — Manager  
Coon Rapids Municipal Utility  
PO Box 207  
Coon Rapids, Iowa 50058

(D)

(D)

C. Christopher Hopkins — President  
Grid 4 Communications, Inc.  
2755 Buckingham Avenue  
Birmingham, Michigan 48009

Edward Robert Ayers — Manager  
Grundy Center Communication Utility  
PO Box 307  
Grundy Center, Iowa 50638

Mark Brown — Manager  
Anderson Telephone, Inc.  
3300 N. Main St  
#D-191  
Anderson, SC 29621

Paul Bergmann — President  
Advanced Network Communications, LLC  
111 W. 2nd Street  
Schaller, Iowa 51053

Chris Myres — Manager  
Hawarden Municipal Utilities  
PO Box 231  
Hawarden, Iowa 51023-0231

Cathryn Zygadio — Manager  
Carrboro Telephone, Inc.  
104-R NC Hwy 54 W Bypass  
Bldg. 183  
Carrboro, NC 27510

Pat McElroy — Director  
Long Lines Metro, LLC  
501 Fourth Street  
Sergeant Bluff, Iowa 51054

Lance Miller — President  
McClure Communications Corporation  
P.O. Box 26  
McClure, Ohio 43534

Tony Mau — Manager  
Mapleton Communications  
513 Main Street  
Mapleton, Iowa 51034

Lyle Korver — Manager  
North West Rural Electric Cooperative  
100 Central Avenue  
LeMars, Iowa 51031

**ACCESS SERVICE**

**ISSUING CARRIERS** (Cont'd)

Anne Sarbin — Regulatory Manager  
Lumos Networks Inc.  
One Lumos Plaza  
Waynesboro, Virginia 22980

Eric Lage — General Manager  
Reinbeck Municipal Telecommunications Utility  
P.O. Box 198  
Reinbeck, IA 50669-0198

Anne Sarbin — Regulatory Manager  
Lumos Networks of West Virginia, Inc.  
One Lumos Plaza  
Waynesboro, Virginia 22980

John Borlas — President  
IT&E Overseas, Inc.  
1010 South Marine Drive  
Tamuning, Guam 96913

Tony Mau — Agent  
Orange City Communications, LLP  
1503 Albany Place  
Orange City, Iowa 51041

Paul Bergmann — Agent  
Long Lines Siouxland, LLC  
501 Fourth Street  
Sergeant Bluff, Iowa 51054

Terri Rose - Manager  
Kinloch Telephone, Inc.  
196 Alps Road  
Suite 2-229  
Athens, GA 30606

Phillip D. Maag  
Qualstar Communications, Inc.  
417 Wayne Avenue  
Defiance, OH 43512

Alan Terrell — President  
RTC Communications Corporation  
117 West Eighth Street  
Rochester, Indiana 46975

James J. Kail  
Laurel Highland Telephone Company  
Route 130, Main Street  
PO Box 168  
Stahlstown, PA 15687

(N)

(N)

D. J. Weber — Manager  
The Community Cable Television Agency of  
O'Brien County aka TCA  
102 Eastern Street  
Sanborn, Iowa 51248

Anne Sarbin — Regulatory Manager  
Lumos Networks LLC  
Concurring Carriers:  
— FiberNet Telecommunications of  
Pennsylvania, LLC dba Lumos Networks  
— FiberNet of Ohio, LLC dba Lumos  
Networks  
— FiberNet of Virginia, Inc. dba Lumos  
Networks  
One Lumos Plaza  
Waynesboro, VA 22980

**ACCESS SERVICE****CHECK SHEET**

Original Title Pages 1 to 3 and Pages 1 to 677 inclusive of this tariff are effective as of the date shown.  
Original and revised pages as named below contain all changes from the original tariff that are in effect on the date hereof.

<b>Page</b>	<b>Revision</b>	<b>Page</b>	<b>Revision</b>	<b>Page</b>	<b>Revision</b>
Title 1	2 <sup>nd</sup>	6-27	1 <sup>st</sup>	16-54	Original
Title 2	15 <sup>th</sup> *	16-18	Original	17-1	1 <sup>st</sup>
Title 3	12 <sup>th</sup> *	16-19	Original	17-2	3 <sup>rd</sup>
1	34 <sup>th</sup> *	16-20	Original	17-3	5 <sup>th</sup> *
1.1	23 <sup>rd</sup> *	16-21	Original	17-4	14 <sup>th</sup> *
1.2	24 <sup>th</sup> *	16-22	Original	17-5	14 <sup>th</sup> *
1.3	16 <sup>th</sup> *	16-23	Original	17-7	1 <sup>st</sup>
1.4	6 <sup>th</sup> *	16-24	Original	17-9	1 <sup>st</sup>
1.5	Original*	16-25	Original	17-13	1 <sup>st</sup>
22	3 <sup>rd</sup>	16-26	Original	17-15	1 <sup>st</sup>
23	4 <sup>th</sup>	16-27	Original	17-16	1 <sup>st</sup>
24	7 <sup>th</sup>	16-28	Original	17-17	1 <sup>st</sup>
24.1	9 <sup>th</sup> *	16-29	Original	17-18	1 <sup>st</sup>
24.2	2 <sup>nd</sup> *	16-30	Original	17-27	1 <sup>st</sup>
26	1 <sup>st</sup>	16-31	Original	17-30	6 <sup>th</sup> *
27	1 <sup>st</sup>	16-32	Original	17-52	2 <sup>nd</sup>
28	1 <sup>st</sup>	16-33	Original	17-53	5 <sup>th</sup> *
33	1 <sup>st</sup>	16-34	Original	17-54	14 <sup>th</sup> *
2-49	1 <sup>st</sup>	16-35	Original	17-55	14 <sup>th</sup> *
2-51	1 <sup>st</sup>	16-36	Original	17-57	1 <sup>st</sup>
2-52	1 <sup>st</sup>	16-37	Original	17-59	1 <sup>st</sup>
2-53	1 <sup>st</sup>	16-38	Original	17-63	1 <sup>st</sup>
2-62	1 <sup>st</sup>	16-39	Original	17-65	1 <sup>st</sup>
2-63	1 <sup>st</sup>	16-40	Original	17-66	1 <sup>st</sup>
2-64	1 <sup>st</sup>	16-41	Original	17-67	1 <sup>st</sup>
2-65	1 <sup>st</sup>	16-42	Original	17-68	1 <sup>st</sup>
2-66	1 <sup>st</sup>	16-43	Original	17-76.1	Original
2-70	1 <sup>st</sup>	16-44	Original	17-77	2 <sup>nd</sup>
2-71	1 <sup>st</sup>	16-45	Original	17-79	2 <sup>nd</sup>
5-13.1	Original	16-46	Original	17-80	6 <sup>th</sup> *
6-1	1 <sup>st</sup>	16-47	Original	17-102	3 <sup>rd</sup>
6-2	1 <sup>st</sup>	16-48	Original	17-104	2 <sup>nd</sup>
6-8	1 <sup>st</sup>	16-49	Original	17-105	6 <sup>th</sup> *
6-9	1 <sup>st</sup>	16-50	Original	17-127	3 <sup>rd</sup>
6-12	1 <sup>st</sup>	16-51	Original	17-128	2 <sup>nd</sup>
6-13	1 <sup>st</sup>	16-52	Original	17-129	4 <sup>th</sup>
6-18.1	Original	16-53	Original	17-130	7 <sup>th</sup> *

\* New or revised page.

Transmittal No. 122

Issued: July 1, 2016

Effective: July 16, 2016

**ACCESS SERVICE****CHECK SHEET** (Cont'd)

<b>Page</b>	<b>Revision</b>	<b>Page</b>	<b>Revision</b>	<b>Page</b>	<b>Revision</b>
17-131	2 <sup>nd</sup>	17-188	3 <sup>rd</sup>	17-248	2 <sup>nd</sup>
17-132	2 <sup>nd</sup>	17-189	2 <sup>nd</sup>	17-249	2 <sup>nd</sup>
17-133	2 <sup>nd</sup>	17-190	3 <sup>rd</sup>	17-250	2 <sup>nd</sup>
17-134	2 <sup>nd</sup>	17-191	3 <sup>rd</sup>	17-251	1 <sup>st</sup>
17-135	2 <sup>nd</sup>	17-192	3 <sup>rd</sup>	17-252	1 <sup>st</sup>
17-136	2 <sup>nd</sup>	17-193	3 <sup>rd</sup>	17-255	6 <sup>th*</sup>
17-137	2 <sup>nd</sup>	17-194	2 <sup>nd</sup>	17-277	2 <sup>nd</sup>
17-138	2 <sup>nd</sup>	17-195	2 <sup>nd</sup>	17-278	5 <sup>th*</sup>
17-139	2 <sup>nd</sup>	17-196	2 <sup>nd</sup>	17-279	11 <sup>th*</sup>
17-140	2 <sup>nd</sup>	17-197	2 <sup>nd</sup>	17-280	14 <sup>th*</sup>
17-141	2 <sup>nd</sup>	17-198	2 <sup>nd</sup>	17-282	1 <sup>st</sup>
17-142	2 <sup>nd</sup>	17-199	2 <sup>nd</sup>	17-290	1 <sup>st</sup>
17-143	2 <sup>nd</sup>	17-200	2 <sup>nd</sup>	17-291	1 <sup>st</sup>
17-144	2 <sup>nd</sup>	17-201	2 <sup>nd</sup>	17-292	1 <sup>st</sup>
17-145	2 <sup>nd</sup>	17-202	3 <sup>rd</sup>	17-293	1 <sup>st</sup>
17-146	2 <sup>nd</sup>	17-202.1	Original	17-301.1	Original
17-147	2 <sup>nd</sup>	17-204	3 <sup>rd</sup>	17-302	2 <sup>nd</sup>
17-148	2 <sup>nd</sup>	17-205	5 <sup>th</sup>	17-303	7 <sup>th*</sup>
17-149	2 <sup>nd</sup>	17-205.1	3 <sup>rd*</sup>	17-304	9 <sup>th*</sup>
17-150	2 <sup>nd</sup>	17-226.1	Original	17-305	10 <sup>th*</sup>
17-151	2 <sup>nd</sup>	17-227	4 <sup>th</sup>	17-306	2 <sup>nd</sup>
17-152	3 <sup>rd</sup>	17-228	2 <sup>nd</sup>	17-307	3 <sup>rd</sup>
17-153	1 <sup>st</sup>	17-229	7 <sup>th*</sup>	17-308	2 <sup>nd</sup>
17-154	6 <sup>th</sup>	17-230	5 <sup>th</sup>	17-309	2 <sup>nd</sup>
17-155	9 <sup>th*</sup>	17-231	2 <sup>nd</sup>	17-310	2 <sup>nd</sup>
17-165	1 <sup>st</sup>	17-232	2 <sup>nd</sup>	17-311	2 <sup>nd</sup>
17-166	1 <sup>st</sup>	17-233	2 <sup>nd</sup>	17-312	2 <sup>nd</sup>
17-167	1 <sup>st</sup>	17-234	2 <sup>nd</sup>	17-313	2 <sup>nd</sup>
17-167	1 <sup>st</sup>	17-235	2 <sup>nd</sup>	17-314	2 <sup>nd</sup>
17-168	1 <sup>st</sup>	17-236	2 <sup>nd</sup>	17-315	3 <sup>rd</sup>
17-177	4 <sup>th</sup>	17-237	2 <sup>nd</sup>	17-316	3 <sup>rd</sup>
17-178	3 <sup>rd</sup>	17-238	2 <sup>nd</sup>	17-317	3 <sup>rd</sup>
17-179	12 <sup>th</sup>	17-239	2 <sup>nd</sup>	17-318	3 <sup>rd</sup>
17-180	14 <sup>th*</sup>	17-240	2 <sup>nd</sup>	17-319	2 <sup>nd</sup>
17-181	2 <sup>nd</sup>	17-241	2 <sup>nd</sup>	17-320	2 <sup>nd</sup>
17-182	2 <sup>nd</sup>	17-242	2 <sup>nd</sup>	17-321	2 <sup>nd</sup>
17-183	2 <sup>nd</sup>	17-243	2 <sup>nd</sup>	17-322	2 <sup>nd</sup>
17-184	3 <sup>rd</sup>	17-244	2 <sup>nd</sup>	17-323	2 <sup>nd</sup>
17-185	2 <sup>nd</sup>	17-245	2 <sup>nd</sup>	17-324	2 <sup>nd</sup>
17-186	2 <sup>nd</sup>	17-246	2 <sup>nd</sup>	17-325	2 <sup>nd</sup>
17-187	2 <sup>nd</sup>	17-247	2 <sup>nd</sup>	17-326	2 <sup>nd</sup>

\* New or revised page.

Transmittal No. 122

Issued: July 1, 2016

Effective: July 16, 2016

**ACCESS SERVICE****CHECK SHEET** (Cont'd)

<b>Page</b>	<b>Revision</b>	<b>Page</b>	<b>Revision</b>	<b>Page</b>	<b>Revision</b>
17-327	5 <sup>th</sup> *	17-397	1 <sup>st</sup>	17-438	2 <sup>nd</sup>
17-328	14 <sup>th</sup> *	17-398	1 <sup>st</sup>	17-439	2 <sup>nd</sup>
17-329	14 <sup>th</sup> *	17-399	1 <sup>st</sup>	17-440	2 <sup>nd</sup>
17-331	1 <sup>st</sup>	17-400	Original	17-441	2 <sup>nd</sup>
17-339	1 <sup>st</sup>	17-401	Original	17-442	2 <sup>nd</sup>
17-340	1 <sup>st</sup>	17-402	6 <sup>th</sup> *	17-443	2 <sup>nd</sup>
17-341	1 <sup>st</sup>	17-403	Original	17-444	2 <sup>nd</sup>
17-342	1 <sup>st</sup>	17-404	Original	17-445	2 <sup>nd</sup>
17-350.1	Original	17-405	Original	17-446	2 <sup>nd</sup>
17-351	2 <sup>nd</sup>	17-406	Original	17-447	2 <sup>nd</sup>
17-351.1	Original	17-407	Original	17-448	2 <sup>nd</sup>
17-352	5 <sup>th</sup> *	17-408	Original	17-449	3 <sup>rd</sup>
17-353	13 <sup>th</sup> *	17-409	Original	17-449.1	Original
17-354	9 <sup>th</sup>	17-410	Original	17-450	2 <sup>nd</sup>
17-354.1	12 <sup>th</sup> *	17-411	Original	17-451	2 <sup>nd</sup>
17-357	1 <sup>st</sup>	17-412	Original	17-452	8 <sup>th</sup> *
17-365	1 <sup>st</sup>	17-413	Original	17-453	2 <sup>nd</sup>
17-366	1 <sup>st</sup>	17-414	Original	17-454	2 <sup>nd</sup>
17-367	1 <sup>st</sup>	17-415	Original	17-455	2 <sup>nd</sup>
17-368	1 <sup>st</sup>	17-416	Original	17-456	2 <sup>nd</sup>
17-376	1 <sup>st</sup>	17-417	Original	17-457	2 <sup>nd</sup>
17-377	1 <sup>st</sup>	17-418	Original	17-458	2 <sup>nd</sup>
17-378	6 <sup>th</sup> *	17-419	Original	17-459	2 <sup>nd</sup>
17-379	1 <sup>st</sup>	17-420	Original	17-460	2 <sup>nd</sup>
17-380	1 <sup>st</sup>	17-421	Original	17-461	2 <sup>nd</sup>
17-381	1 <sup>st</sup>	17-422	Original	17-462	2 <sup>nd</sup>
17-382	1 <sup>st</sup>	17-423	Original	17-463	2 <sup>nd</sup>
17-383	1 <sup>st</sup>	17-424	3 <sup>rd</sup>	17-464	2 <sup>nd</sup>
17-384	1 <sup>st</sup>	17-425	2 <sup>nd</sup>	17-465	2 <sup>nd</sup>
17-385	1 <sup>st</sup>	17-426	4 <sup>th</sup>	17-466	2 <sup>nd</sup>
17-386	1 <sup>st</sup>	17-427	9 <sup>th</sup> *	17-467	2 <sup>nd</sup>
17-387	1 <sup>st</sup>	17-428	2 <sup>nd</sup>	17-468	2 <sup>nd</sup>
17-388	1 <sup>st</sup>	17-429	2 <sup>nd</sup>	17-469	2 <sup>nd</sup>
17-389	1 <sup>st</sup>	17-430	2 <sup>nd</sup>	17-470	2 <sup>nd</sup>
17-390	1 <sup>st</sup>	17-431	2 <sup>nd</sup>	17-471	2 <sup>nd</sup>
17-391	1 <sup>st</sup>	17-432	2 <sup>nd</sup>	17-472	2 <sup>nd</sup>
17-392	1 <sup>st</sup>	17-433	2 <sup>nd</sup>	17-473	2 <sup>nd</sup>
17-393	1 <sup>st</sup>	17-434	2 <sup>nd</sup>	17-474	1 <sup>st</sup>
17-394	1 <sup>st</sup>	17-435	2 <sup>nd</sup>	17-475	1 <sup>st</sup>
17-395	1 <sup>st</sup>	17-436	2 <sup>nd</sup>	17-476	1 <sup>st</sup>
17-396	1 <sup>st</sup>	17-437	2 <sup>nd</sup>	17-477	1 <sup>st</sup>

\* New or revised page.

Transmittal No. 122

Issued: July 1, 2016

Effective: July 16, 2016

**ACCESS SERVICE****CHECK SHEET** (Cont'd)

<b>Page</b>	<b>Revision</b>	<b>Page</b>	<b>Revision</b>	<b>Page</b>	<b>Revision</b>
17-478	1 <sup>st</sup>	17-519	1 <sup>st</sup>	17-561	1 <sup>st</sup>
17-479	1 <sup>st</sup>	17-520	1 <sup>st</sup>	17-562	1 <sup>st</sup>
17-480	1 <sup>st</sup>	17-521	1 <sup>st</sup>	17-563	Original
17-481	1 <sup>st</sup>	17-522	1 <sup>st</sup>	17-564	Original
17-482	2 <sup>nd</sup>	17-523	1 <sup>st</sup>	17-565	Original
17-483	2 <sup>nd</sup>	17-524	1 <sup>st</sup>	17-566	Original
17-484	4 <sup>th</sup>	17-525	1 <sup>st</sup>	17-567	Original
17-485	6 <sup>th</sup> *	17-526	1 <sup>st</sup>	17-568	Original
17-486	2 <sup>nd</sup>	17-527	1 <sup>st</sup>	17-569	Original
17-487	2 <sup>nd</sup>	17-528	1 <sup>st</sup>	17-570	Original
17-488	2 <sup>nd</sup>	17-529	1 <sup>st</sup>	17-570.1	Original
17-489	2 <sup>nd</sup>	17-530	1 <sup>st</sup>	17-571	1 <sup>st</sup> *
17-490	2 <sup>nd</sup>	17-531	1 <sup>st</sup>	17-572	5 <sup>th</sup> *
17-491	2 <sup>nd</sup>	17-532	1 <sup>st</sup>	17-573	11 <sup>th</sup> *
17-492	2 <sup>nd</sup>	17-533	1 <sup>st</sup>	17-574	11 <sup>th</sup> *
17-493	2 <sup>nd</sup>	17-535	1 <sup>st</sup>	17-575	1 <sup>st</sup> *
17-494	2 <sup>nd</sup>	17-536	1 <sup>st</sup>	17-576	2 <sup>nd</sup> *
17-495	2 <sup>nd</sup>	17-537	1 <sup>st</sup>	17-577	1 <sup>st</sup> *
17-496	2 <sup>nd</sup>	17-538	1 <sup>st</sup>	17-578	1 <sup>st</sup> *
17-497	2 <sup>nd</sup>	17-539	1 <sup>st</sup>	17-579	1 <sup>st</sup> *
17-498	2 <sup>nd</sup>	17-540	1 <sup>st</sup>	17-580	1 <sup>st</sup> *
17-499	2 <sup>nd</sup>	17-541	1 <sup>st</sup>	17-581	1 <sup>st</sup> *
17-500	2 <sup>nd</sup>	17-542	1 <sup>st</sup>	17-582	1 <sup>st</sup> *
17-501	2 <sup>nd</sup>	17-543	1 <sup>st</sup>	17-583	1 <sup>st</sup> *
17-502	2 <sup>nd</sup>	17-544	1 <sup>st</sup>	17-584	2 <sup>nd</sup> *
17-503	2 <sup>nd</sup>	17-545	1 <sup>st</sup>	17-585	2 <sup>nd</sup> *
17-504	2 <sup>nd</sup>	17-546	1 <sup>st</sup>	17-586	2 <sup>nd</sup> *
17-505	2 <sup>nd</sup>	17-547	5 <sup>th</sup> *	17-587	2 <sup>nd</sup> *
17-506	2 <sup>nd</sup>	17-548	13 <sup>th</sup> *	17-588	1 <sup>st</sup> *
17-507	1 <sup>st</sup>	17-549	14 <sup>th</sup> *	17-589	1 <sup>st</sup> *
17-508	1 <sup>st</sup>	17-550	Original	17-590	1 <sup>st</sup> *
17-509	1 <sup>st</sup>	17-551	1 <sup>st</sup>	17-591	1 <sup>st</sup> *
17-510	1 <sup>st</sup>	17-552	Original	17-592	1 <sup>st</sup> *
17-511	1 <sup>st</sup>	17-553	Original	17-593	1 <sup>st</sup> *
17-512	1 <sup>st</sup>	17-554	Original	17-594	1 <sup>st</sup> *
17-513	1 <sup>st</sup>	17-555	Original	17-595	1 <sup>st</sup> *
17-514	1 <sup>st</sup>	17-556	Original	17-596	1 <sup>st</sup>
17-515	1 <sup>st</sup>	17-557	Original	17-597	1 <sup>st</sup>
17-516	9 <sup>th</sup> *	17-558	Original	17-598	7 <sup>th</sup> *
17-517	1 <sup>st</sup>	17-559	1 <sup>st</sup>	17-599	1 <sup>st</sup>
17-518	1 <sup>st</sup>	17-560	1 <sup>st</sup>	17-600	1 <sup>st</sup>

\* New or revised page.

Transmittal No. 122

Issued: July 1, 2016

Effective: July 16, 2016

**ACCESS SERVICE****CHECK SHEET** (Cont'd)

<b>Page</b>	<b>Revision</b>	<b>Page</b>	<b>Revision</b>	<b>Page</b>	<b>Revision</b>
17-601	1 <sup>st</sup>	17-642	2 <sup>nd</sup>	17-682	Original
17-602	1 <sup>st</sup>	17-643	2 <sup>nd</sup>	17-683	Original
17-603	1 <sup>st</sup>	17-644	2 <sup>nd</sup>	17-684	Original
17-604	1 <sup>st</sup>	17-645	2 <sup>nd</sup>	17-685	Original
17-605	1 <sup>st</sup>	17-646	2 <sup>nd</sup>	17-686	Original
17-606	1 <sup>st</sup>	17-647	2 <sup>nd</sup>	17-687	Original
17-607	1 <sup>st</sup>	17-648	2 <sup>nd</sup>	17-688	Original
17-608	1 <sup>st</sup>	17-649	2 <sup>nd</sup>	17-689	Original
17-609	1 <sup>st</sup>	17-650	2 <sup>nd</sup>	17-690	Original
17-610	1 <sup>st</sup>	17-651	2 <sup>nd</sup>	17-691	Original
17-611	1 <sup>st</sup>	17-652	2 <sup>nd</sup>	17-692	Original
17-612	1 <sup>st</sup>	17-652.1	Original	17-693	Original
17-613	1 <sup>st</sup>	17-653	Original	17-694	Original
17-614	1 <sup>st</sup>	17-654	Original	17-695	Original
17-615	1 <sup>st</sup>	17-655	1 <sup>st</sup>	17-696	Original
17-616	1 <sup>st</sup>	17-656	3 <sup>rd</sup> *	17-697	Original
17-617	1 <sup>st</sup>	17-657	Original	17-698	Original
17-618	1 <sup>st</sup>	17-658	Original	17-699	Original
17-619	1 <sup>st</sup>	17-659	Original	17-700	Original
17-620	1 <sup>st</sup>	17-660	Original	17-701	Original
17-621	1 <sup>st</sup>	17-661	Original	17-702	Original
17-622	1 <sup>st</sup>	17-662	Original	17-703	Original*
17-623	1 <sup>st</sup>	17-663	Original	17-704	Original*
17-624	1 <sup>st</sup>	17-664	Original	17-705	Original*
17-625	1 <sup>st</sup>	17-665	Original	17-706	Original*
17-626	1 <sup>st</sup>	17-666	Original	17-707	Original*
17-627	1 <sup>st</sup>	17-667	Original	17-708	Original*
17-628	3 <sup>rd</sup>	17-668	Original	17-709	Original*
17-629	6 <sup>th</sup> *	17-669	Original	17-710	Original*
17-630	8 <sup>th</sup> *	17-670	Original	17-711	Original*
17-631	8 <sup>th</sup> *	17-671	Original	17-712	Original*
17-632	2 <sup>nd</sup>	17-672	Original	17-713	Original*
17-633	3 <sup>rd</sup>	17-673	Original	17-714	Original*
17-634	2 <sup>nd</sup>	17-674	Original	17-715	Original*
17-635	2 <sup>nd</sup>	17-675	Original	17-716	Original*
17-636	2 <sup>nd</sup>	17-676	Original	17-717	Original*
17-637	2 <sup>nd</sup>	17-677	Original	17-718	Original*
17-638	2 <sup>nd</sup>	17-678	Original	17-719	Original*
17-639	2 <sup>nd</sup>	17-679	Original	17-720	Original*
17-640	2 <sup>nd</sup>	17-680	Original	17-721	Original*
17-641	2 <sup>nd</sup>	17-681	1 <sup>st</sup> *	17-722	Original*

\* New or revised page.

Transmittal No. 122

Issued: July 1, 2016

Effective: July 16, 2016



**ACCESS SERVICE**

**CHECK SHEET** (Cont'd)

<b>Page</b>	<b>Revision</b>	<b>Page</b>	<b>Revision</b>	<b>Page</b>	<b>Revision</b>
17-723	Original*				
17-724	Original*				
17-725	Original*				
17-726	Original*				
17-727	Original*				

\* New or revised page.

Transmittal No. 122

Issued: July 1, 2016

Effective: July 16, 2016

**ACCESS SERVICE****TABLE OF CONTENTS**

	<u>PAGE</u>
<u>CHECK SHEET</u> .....	1
<u>USER'S GUIDE</u> .....	25
<u>CONCURRING CARRIERS</u> .....	25
<u>CONNECTING CARRIERS</u> .....	25
<u>OTHER PARTICIPATING CARRIERS</u> .....	25
<u>REGISTERED SERVICE MARKS</u> .....	25
<u>REGISTERED TRADEMARKS</u> .....	25
<u>EXPLANATION OF SYMBOLS</u> .....	26
<u>EXPLANATION OF ABBREVIATIONS</u> .....	26
<u>REFERENCE TO OTHER TARIFFS</u> .....	29
<u>REFERENCE TO TECHNICAL PUBLICATIONS</u> .....	29
1. <u>APPLICATION OF TARIFF</u> .....	1-1
2. <u>GENERAL REGULATIONS</u> .....	2-1
2.1 <u>Undertaking of the Telephone Company</u> .....	2-1
2.1.1 Scope .....	2-1
2.1.2 Limitations.....	2-1
2.1.3 Liability .....	2-3
2.1.4 Provision of Services .....	2-5
2.1.5 Facility Terminations.....	2-5
2.1.6 Service Maintenance.....	2-6
2.1.7 Changes and Substitutions.....	2-6
2.1.8 Refusal and Discontinuance of Service .....	2-7
2.1.9 Notification of Service-Affecting Activities.....	2-9
2.1.10 Coordination with Respect to Network Contingencies.....	2-9
2.1.11 Provision and Ownership of Telephone Numbers .....	2-9

**ACCESS SERVICE****TABLE OF CONTENTS** (Cont'd)

	<u>PAGE</u>
2. <u>GENERAL REGULATIONS</u> (Cont'd)	
2.2 <u>Use</u> .....	2-10
2.2.1 Interference or Impairment .....	2-10
2.2.2 Unlawful and Abusive Use .....	2-10
2.3 <u>Obligations of the Customer</u> .....	2-10
2.3.1 Damages .....	2-10
2.3.2 Ownership of Facilities and Theft .....	2-11
2.3.3 Equipment Space and Power .....	2-11
2.3.4 Availability for Testing.....	2-11
2.3.5 Limitation of Use of Metallic Facilities.....	2-11
2.3.6 Balance .....	2-12
2.3.7 Design of Customer Services.....	2-12
2.3.8 References to the Telephone Company .....	2-12
2.3.9 Claims and Demands for Damages.....	2-12
2.3.10 Coordination with Respect to Network Contingencies.....	2-13
2.3.11 Jurisdictional Report and Certification Requirements .....	2-14
2.3.12 Determination of Interstate Charges for Mixed Interstate and Intrastate Access Service .....	2-19
2.4 <u>Payment Arrangements and Credit Allowances</u> .....	2-21
2.4.1 Payment of Rates, Charges and Deposits .....	2-21
2.4.2 Minimum Periods .....	2-27
2.4.3 Cancellation of an Order for Service .....	2-28
2.4.4 Credit Allowance for Service Interruptions .....	2-28
2.4.5 Re-establishment of Service Following Fire, Flood or Other Occurrence .....	2-33
2.4.6 Title or Ownership Rights .....	2-34
2.4.7 Access Services Provided By More Than One Telephone Company.....	2-34
2.5 <u>Connections</u> .....	2-47
2.6 <u>Definitions</u> .....	2-48
800 Data Base Access Service .....	2-48
800 Series.....	2-48
Access Code.....	2-48
Access Minutes .....	2-48
Access Tandem .....	2-48

**ACCESS SERVICE****TABLE OF CONTENTS** (Cont'd)

	<u>PAGE</u>
2. <u>GENERAL REGULATIONS</u> (Cont'd)	
2.6 <u>Definitions</u> (Cont'd)	
Add/Drop Multiplexing.....	2-49
Advanced Intelligent Network (AIN) .....	2-49
Aggregator .....	2-49
Answer/Disconnect Supervision .....	2-49
Asymmetric Digital Subscriber Line (ADSL) .....	2-49
Attenuation Distortion.....	2-49
Balance (100 Type) Test Line.....	2-50
Benchmark Rate .....	2-50
Bit.....	2-50
Business Day.....	2-50
Busy Hour Minutes of Capacity (BHMC) .....	2-50
Call .....	2-50
Carrier Identification Code (CIC) .....	2-51
Carrier or Common Carrier .....	2-51
CCS .....	2-51
Central Office.....	2-51
Central Office Maintenance Technician .....	2-51
Central Office Prefix .....	2-51
Channel(s) .....	2-51
Channel Service Unit .....	2-52
Channelize.....	2-52
Clear Channel Capability .....	2-52
C-Message Noise .....	2-52
C-Notched Noise.....	2-52
Committed Information Rate .....	2-52
Common Channel Signaling .....	2-52
Common Line .....	2-53
Communications System.....	2-53
Customer(s).....	2-53
Customer Designated Premises.....	2-53
Customer Node .....	2-53
Data Transmission (107 Type) Test Line.....	2-53
Decibel .....	2-54
Decibel Reference Noise C-Message Referenced to 0.....	2-54
Decibel Reference Noise C-Message Weighting .....	2-54
Detail Billing.....	2-54
Digital Subscriber Line (DSL) .....	2-54
Digital Switched 56 Service.....	2-54
Direct Trunked Transport.....	2-54

**ACCESS SERVICE****TABLE OF CONTENTS** (Cont'd)

	<u>PAGE</u>
2. <u>GENERAL REGULATIONS</u> (Cont'd)	
2.6 <u>Definitions</u> (Cont'd)	
Directory Assistance (Interstate).....	2-55
Directory Assistance Location (Interstate).....	2-55
Dual Tone Multifrequency Address Signaling .....	2-55
Echo Control .....	2-55
Echo Path Loss .....	2-55
Echo Return Loss .....	2-55
Effective 2-wire.....	2-56
Effective 4-wire.....	2-56
End Office .....	2-56
End User.....	2-56
Enhanced Service .....	2-56
Entrance Facility .....	2-57
Entry Switch.....	2-57
Envelope Delay Distortion.....	2-57
Equal Level Echo Path Loss .....	2-57
Exchange.....	2-57
Exit Message .....	2-57
Expected Measured Loss .....	2-58
Extended Area Service.....	2-58
Extended PVC.....	2-58
First Point of Switching .....	2-58
Frame .....	2-58
Frame Relay Access Connection .....	2-58
Frame Relay Access Service.....	2-59
Frame Relay End User Port .....	2-59
Frame Relay Inter-network Connection.....	2-59
Frame Relay Inter-network Customer Port .....	2-59
Frequency Shift.....	2-59
Grandfathered.....	2-59
Host Central Office .....	2-60
Hub.....	2-60
Immediately Available Funds .....	2-60
Impedance Balance .....	2-60
Impulse Noise .....	2-60
Individual Case Basis.....	2-60
Initial Address Message.....	2-61
Inserted Connection Loss.....	2-61
Installation and Repair Technician.....	2-61

**ACCESS SERVICE****TABLE OF CONTENTS** (Cont'd)

	<u>PAGE</u>
2. <u>GENERAL REGULATIONS</u> (Cont'd)	
2.6 <u>Definitions</u> (Cont'd)	
Interexchange Carrier (IC) or Interexchange Common Carrier .....	2-61
Intermediate Hub.....	2-61
Intermodulation Distortion.....	2-61
Interstate Communications.....	2-62
Intrastate Communications.....	2-62
Legal Holiday.....	2-62
Line Side Connection.....	2-62
Local Access and Transport Area (LATA).....	2-62
Local Area Network.....	2-62
Local Number Portability (LNP) .....	2-62
Location Routing Number (LRN).....	2-63
Loss Deviation .....	2-63
Major Fraction Thereof.....	2-63
Message.....	2-63
Milliwatt (102 Type) Test Line.....	2-63
N-1 Carrier .....	2-63
Network Control Signaling .....	2-64
Nonsynchronous Test Line .....	2-64
North American Numbering Plan .....	2-64
Off-hook.....	2-64
On-hook .....	2-64
Open Circuit Test Line.....	2-64
Optical Carrier Channel .....	2-65
Optical Carrier Rate (OC-N).....	2-65
Optical Carrier Rate Concatenated.....	2-65
Optical Line Termination.....	2-65
Originating Direction .....	2-65
Pay Telephone.....	2-65
Payphone Service Provider .....	2-65
Permanent Virtual Connection (PVC) .....	2-66
Phase Jitter .....	2-66
Point of Termination .....	2-66
Premises .....	2-66
Registered Equipment.....	2-66
Release Message .....	2-66
Remote Switching Modules/Systems.....	2-66
Return Loss .....	2-67
Service Access Code.....	2-67

**ACCESS SERVICE****TABLE OF CONTENTS** (Cont'd)

	<u>PAGE</u>
2. <u>GENERAL REGULATIONS</u> (Cont'd)	
2.6 <u>Definitions</u> (Cont'd)	
Service Switching Point (SSP).....	2-67
Serving Wire Center.....	2-67
Seven Digit Manual Test Line .....	2-67
Shortage of Facilities or Equipment.....	2-67
Short Circuit Test Line.....	2-68
Signal-To-C-Notched Noise Ratio .....	2-68
Signal Transfer Point (STP).....	2-68
Signal Transfer Point (STP) Port .....	2-68
Signaling Point (SP).....	2-68
Signaling Point of Interface (SPOI) .....	2-68
Signaling Return Loss .....	2-68
Signaling System 7 (SS7) .....	2-69
Special Order.....	2-69
Standard PVC.....	2-69
Study Area.....	2-69
Subtending End Office of an Access Tandem .....	2-69
Super Intermediate Hub .....	2-69
Symmetric Digital Subscriber Line (SDSL) .....	2-69
Synchronous Optical Network (SONET).....	2-70
Synchronous Test Line.....	2-70
Synchronous Transport Signal (STS).....	2-70
Tandem Switched Transport .....	2-70
Terminating Direction.....	2-70
Terminus Hub .....	2-70
Throughput.....	2-70
Transmission Measuring (105 Type) Test Line/Responder .....	2-70
Transmission Path .....	2-71
Trunk.....	2-71
Trunk Group.....	2-71
Trunk Side Connection .....	2-71
Two-Wire to Four-Wire Conversion.....	2-71
V and H Coordinates Method .....	2-72
WATS Serving Office.....	2-72
Wire Center .....	2-72
Wireless Switching Center.....	2-72

**ACCESS SERVICE****TABLE OF CONTENTS** (Cont'd)

	<u>PAGE</u>
3. <u>CARRIER COMMON LINE ACCESS SERVICE, FEDERAL UNIVERSAL SERVICE CHARGE AND ISDN LINE PORTS</u> .....	3-1
3.1 <u>General Description</u> .....	3-1
3.2 <u>Limitations</u> .....	3-1
3.2.1 Exclusions.....	3-1
3.2.2 Access Groups .....	3-1
3.2.3 WATS Access Lines.....	3-2
3.3 <u>Undertaking of the Telephone Company</u> .....	3-2
3.3.1 Provision of Service.....	3-2
3.3.2 Interstate and Intrastate Use.....	3-2
3.4 <u>Obligations of the Customer</u> .....	3-2
3.4.1 Switched Access Service Requirement.....	3-2
3.4.2 Supervision .....	3-3
3.5 <u>Determination of Usage Subject to Carrier Common Line Access Charges</u> .....	3-3
3.5.1 Determination of Jurisdiction .....	3-3
3.5.2 Cases Involving Usage Recording By the Customer.....	3-3
3.5.3 Local Exchange Access and the Enhanced Services Exemption.....	3-3
3.6 <u>Resold Services</u> .....	3-4
3.6.1 Scope .....	3-4
3.6.2 Customer Obligations Concerning the Resale of MTS and MTS-type Services.....	3-4
3.6.3 Resale Documentation Provided by the Customer .....	3-5
3.6.4 Rate Regulations Concerning the Resale of MTS and MTS-type Services.....	3-5
3.7 <u>Rate Regulations</u> .....	3-11
3.7.1 Billing of Charges.....	3-11
3.7.2 Measuring and Recording of Call Detail .....	3-11
3.7.3 Unmeasured Feature Group A and B Usage.....	3-11
3.7.4 Percent Interstate Use (PIU) .....	3-12
3.7.5 Determination of Premium and Non-Premium Charges.....	3-12



**ACCESS SERVICE****TABLE OF CONTENTS** (Cont'd)

	<u>PAGE</u>
3. <u>CARRIER COMMON LINE ACCESS SERVICE, FEDERAL UNIVERSAL SERVICE CHARGE AND ISDN LINE PORTS</u> (Cont'd)	
3.8 <u>Federal Universal Service Charge</u> .....	3-15
3.8.1 Rate Application .....	3-15
3.9 <u>ISDN Line Ports</u> .....	3-16
3.9.1 Rate Applications.....	3-16

**ACCESS SERVICE****TABLE OF CONTENTS** (Cont'd)

	<u>PAGE</u>
4. <u>END USER ACCESS SERVICE</u> .....	4-1
4.1 <u>General Description</u> .....	4-1
4.2 <u>Limitations</u> .....	4-1
4.3 <u>Undertaking of the Telephone Company</u> .....	4-1
4.4 <u>Obligations of Radio Common Carriers</u> .....	4-1
4.5 <u>Payment Arrangements and Credit Allowances</u> .....	4-2
4.5.1 Minimum Period .....	4-2
4.5.2 Cancellation of Orders .....	4-2
4.5.3 Changes to Orders .....	4-2
4.5.4 Allowance for Interruptions .....	4-2
4.5.5 Temporary Suspension of Service .....	4-2
4.6 <u>Rate Regulations</u> .....	4-3
4.6.1 Who Is Billed .....	4-3
4.6.2 Multiparty Service .....	4-3
4.6.3 Payphone Service .....	4-3
4.6.4 Business Services .....	4-3
4.6.5 Radio Common Carriers .....	4-4
4.6.6 Remote Call Forwarding .....	4-4
4.6.7 Residence Services .....	4-5
4.6.8 Integrated Services Digital Network (ISDN) Services .....	4-5

**ACCESS SERVICE****TABLE OF CONTENTS** (Cont'd)

	<u>PAGE</u>
5. <u>ACCESS ORDERING</u> .....	5-1
5.1 <u>General</u> .....	5-1
5.1.1 Service Installation .....	5-1
5.1.2 Expedited Orders .....	5-2
5.1.3 Selection of Facilities for Access Orders .....	5-3
5.2 <u>Ordering Requirements</u> .....	5-3
5.2.1 Switched Access Service .....	5-3
5.2.2 Special Access Service .....	5-9
5.2.3 WATS or WATS-type Service .....	5-10
5.2.4 Mixed Use Facilities — Switched and Special Access Services .....	5-10
5.2.5 Miscellaneous Services .....	5-11
5.2.6 Frame Relay Access Service .....	5-12
5.3 <u>Access Orders for Services Provided by More Than One Telephone Company</u> .....	5-14
5.3.1 Non Meet Point Billing Ordering .....	5-14
5.3.2 Meet Point Billing Ordering .....	5-15
5.4 <u>Charges Associated with Access Ordering</u> .....	5-17
5.4.1 Access Order Charge .....	5-17
5.4.2 Miscellaneous Service Order Charge .....	5-18
5.4.3 Access Order Change Charges .....	5-19
5.5 <u>Minimum Periods and Cancellations</u> .....	5-23
5.5.1 Minimum Periods .....	5-23
5.5.2 Development of Minimum Period Charges .....	5-23
5.5.3 Cancellation of an Access Order .....	5-24
5.5.4 Partial Cancellation Charge .....	5-26

**ACCESS SERVICE****TABLE OF CONTENTS** (Cont'd)

	<u>PAGE</u>
6. <u>SWITCHED ACCESS SERVICE</u> .....	6-1
6.1 <u>General</u> .....	6-1
6.1.1 Description and Provision of Switched Access Service Arrangements.....	6-2
6.1.2 Ordering Options and Conditions .....	6-5
6.1.3 Rate Categories .....	6-5
6.1.4 Special Facilities Routing .....	6-21
6.1.5 Design Layout Report.....	6-22
6.2 <u>Undertaking of the Telephone Company</u> .....	6-22
6.2.1 Network Management .....	6-22
6.2.2 Transmission Specifications .....	6-23
6.2.3 Provision of Service Performance Data.....	6-23
6.2.4 Testing .....	6-24
6.2.5 Determination of Number of Transmission Paths .....	6-25
6.2.6 Trunk Group Measurement Reports .....	6-25
6.3 <u>Obligations of the Customer</u> .....	6-26
6.3.1 Report Requirements .....	6-26
6.3.2 Trunk Group Measurement Reports .....	6-26
6.3.3 Supervisory Signaling.....	6-27
6.3.4 Short Duration Mass Calling Requirements .....	6-27
6.4 <u>Rate Regulations</u> .....	6-28
6.4.1 Description and Application of Rates and Charges .....	6-28
6.4.2 Minimum Monthly Charge .....	6-42
6.4.3 Change of Switched Access Service Arrangements .....	6-43
6.4.4 Moves .....	6-44
6.4.5 Local Information Delivery Services.....	6-44
6.4.6 Mileage Measurement .....	6-45
6.4.7 Mixed Use.....	6-49
6.4.8 Message Unit Credit for Feature Group A.....	6-49
6.4.9 Application of Rates for Feature Group A Extension Service.....	6-50

**ACCESS SERVICE****TABLE OF CONTENTS** (Cont'd)

	<u>PAGE</u>
6. <u>SWITCHED ACCESS SERVICE</u> (Cont'd)	
6.5 <u>Description and Provision of Feature Group A (FGA)</u> .....	6-51
6.5.1 Description.....	6-51
6.5.2 Optional Features.....	6-55
6.5.3 Optional Features Provided in Local Tariffs .....	6-57
6.5.4 Measuring Access Minutes.....	6-57
6.5.5 Testing Capabilities .....	6-60
6.6 <u>Description and Provision of Feature Group B (FGB)</u> .....	6-61
6.6.1 Description.....	6-61
6.6.2 Optional Features.....	6-64
6.6.3 Design and Traffic Routing .....	6-65
6.6.4 Measuring Access Minutes.....	6-66
6.6.5 Testing Capabilities .....	6-69
6.7 <u>Description and Provision of Feature Group C (FGC)</u> .....	6-70
6.7.1 Description.....	6-70
6.7.2 Optional Features.....	6-74
6.7.3 Design and Traffic Routing .....	6-76
6.7.4 Measuring Access Minutes.....	6-77
6.7.5 Design Blocking Probability.....	6-81
6.7.6 Testing Capabilities .....	6-83
6.8 <u>Description and Provision of Feature Group D (FGD)</u> .....	6-84
6.8.1 Description.....	6-84
6.8.2 Optional Features.....	6-88
6.8.3 Design and Traffic Routing .....	6-90
6.8.4 Measuring Access Minutes.....	6-91
6.8.5 Design Blocking Probability.....	6-93
6.8.6 Network Blocking Charge .....	6-95
6.8.7 Testing Capabilities .....	6-96
6.9 <u>Interim Access</u> .....	6-97
6.9.1 Abbreviated Dialing Arrangement.....	6-97
6.10 <u>Chargeable and Nonchargeable Optional Features</u> .....	6-98
6.10.1 Common Switching Nonchargeable Optional Features.....	6-99
6.10.2 Transport Termination Nonchargeable Optional Features .....	6-115
6.10.3 Chargeable Optional Features.....	6-117

**ACCESS SERVICE****TABLE OF CONTENTS** (Cont'd)

	<u>PAGE</u>
7. <u>SPECIAL ACCESS SERVICE</u> .....	7-1
7.1 <u>General</u> .....	7-1
7.1.1 Channel Types .....	7-1
7.1.2 Service Descriptions .....	7-2
7.1.3 Service Configurations .....	7-5
7.1.4 Alternate Use .....	7-9
7.1.5 Special Facilities Routing .....	7-9
7.1.6 Design Layout Report .....	7-9
7.1.7 Acceptance Testing .....	7-9
7.1.8 Ordering Options and Conditions .....	7-10
7.2 <u>Rate Regulations</u> .....	7-11
7.2.1 Rate Categories .....	7-11
7.2.2 Types of Rates and Charges .....	7-15
7.2.3 Moves .....	7-18
7.2.4 Minimum Periods .....	7-19
7.2.5 Mileage Measurement .....	7-20
7.2.6 Facility Hubs .....	7-21
7.2.7 Mixed Use .....	7-23
7.2.8 Optional Rate Plans .....	7-25
7.3 <u>Surcharge For Special Access Service</u> .....	7-30
7.3.1 General .....	7-30
7.3.2 Application .....	7-30
7.3.3 Exemption of Special Access Service .....	7-31
7.3.4 Rate Regulations .....	7-32
7.4 <u>Metallic Service</u> .....	7-33
7.4.1 Basic Channel Description .....	7-33
7.4.2 Technical Specifications Packages and Network Channel Interfaces .....	7-33
7.4.3 Optional Features and Functions .....	7-33

**ACCESS SERVICE****TABLE OF CONTENTS** (Cont'd)

	<u>PAGE</u>
7. <u>SPECIAL ACCESS SERVICE</u> (Cont'd)	
7.5 <u>Voice Grade Service</u> .....	7-34
7.5.1 Basic Channel Description .....	7-34
7.5.2 Technical Specifications Packages and Network Channel Interfaces .....	7-34
7.5.3 Optional Features and Functions .....	7-34
7.6 <u>Program Audio Service</u> .....	7-41
7.6.1 Basic Channel Description .....	7-41
7.6.2 Technical Specifications Packages and Network Channel Interfaces .....	7-41
7.6.3 Optional Features and Functions .....	7-41
7.9 <u>Video Service</u> .....	7-42
7.9.1 Basic Channel Description .....	7-42
7.9.2 Technical Specifications Packages and Network Channel Interfaces .....	7-42
7.10 <u>High Capacity Service</u> .....	7-43
7.10.1 Basic Channel Description .....	7-43
7.10.2 Technical Specifications Packages and Network Channel Interfaces .....	7-44
7.10.3 Optional Features and Functions .....	7-45
7.11 <u>Individual Case Filings</u> .....	7-51

**ACCESS SERVICE****TABLE OF CONTENTS** (Cont'd)

	<u>PAGE</u>
8. <u>DIGITAL SUBSCRIBERS LINE ACCESS SERVICES</u> .....	8-1
8.1 <u>Asymmetric Digital Subscriber Line Access Service</u> .....	8-1
8.1.1 General.....	8-1
8.1.2 Limitations.....	8-3
8.1.3 Undertaking of the Telephone Company .....	8-5
8.1.4 Obligations of the Customer .....	8-5
8.1.5 Rate Regulations .....	8-6
8.1.6 Exceptions .....	8-11
8.2 <u>Symmetric Digital Subscriber Line Access Service</u> .....	8-12
8.2.1 General.....	8-12
8.2.2 Limitations.....	8-15
8.2.3 Undertaking of the Telephone Company .....	8-16
8.2.4 Obligations of the Customer .....	8-17
8.2.5 Rate Regulations .....	8-18
8.3 <u>Digital Subscriber Line Access Services Discount Pricing Arrangement</u> .....	8-24
8.3.1 General.....	8-24
8.3.2 Term Plan .....	8-25



**ACCESS SERVICE****TABLE OF CONTENTS** (Cont'd)

	<u>PAGE</u>
9. <u>DIRECTORY ASSISTANCE SERVICE</u> .....	9-1
9.1 <u>General Description</u> .....	9-1
9.1.1 Description and Provision of Directory Assistance Service .....	9-1
9.1.2 Ordering Options and Conditions .....	9-2
9.1.3 Rate Categories .....	9-3
9.1.4 Special Facilities Routing .....	9-6
9.1.5 Design Layout Report.....	9-6
9.2 <u>Undertaking of the Telephone Company</u> .....	9-6
9.2.1 Number of Telephone Number Requests.....	9-6
9.2.2 Telephone Number Availability .....	9-6
9.2.3 Selection of DA Locations.....	9-7
9.2.4 Transmission Specifications .....	9-7
9.2.5 Testing .....	9-8
9.2.6 Determination of Number of Transmission Paths .....	9-8
9.2.7 Supervisory Signaling.....	9-8
9.3 <u>Obligations of the Customer</u> .....	9-9
9.3.1 Jurisdictional Reports .....	9-9
9.3.2 Supervisory Signaling.....	9-9
9.3.3 Ordering of Separate Trunk Groups .....	9-9
9.3.4 Notice of Discontinuance of Service .....	9-9
9.4 <u>Rate Regulations</u> .....	9-10
9.4.1 Nonrecurring Charges.....	9-10
9.4.2 Directory Assistance Service Call Charge.....	9-10
9.4.3 Directory Transport Service.....	9-11
9.4.4 Minimum Periods .....	9-11
9.4.5 Minimum Monthly Charge .....	9-11
9.4.6 DA Service Rearrangements.....	9-12
9.4.7 Moves .....	9-12
9.4.8 Credit Allowance for Service Outages and Incorrect Numbers .....	9-12

**ACCESS SERVICE****TABLE OF CONTENTS** (Cont'd)

	<u>PAGE</u>
10. <u>SPECIAL FEDERAL GOVERNMENT ACCESS SERVICES</u> .....	10-1
10.1 <u>General</u> .....	10-1
10.2 <u>Emergency Conditions</u> .....	10-2
10.3 <u>Facility Availability</u> .....	10-2
10.4 <u>Federal Government Regulations</u> .....	10-2
10.5 <u>Service Offerings to the Federal Government</u> .....	10-3
10.5.1 Type and Description.....	10-3
10.5.2 Mileage Application .....	10-7
10.6 <u>Rates and Charges</u> .....	10-8
10.6.1 General.....	10-8
10.6.2 Voice Grade Special Access .....	10-8
10.6.3 Move Charges.....	10-8
11. <u>SPECIAL FACILITIES ROUTING OF ACCESS SERVICES</u> .....	11-1
11.1 <u>Description</u> .....	11-1
11.1.1 Diversity .....	11-1
11.1.2 Avoidance .....	11-1
11.1.3 Diversity and Avoidance Combined.....	11-1
11.1.4 Cable-Only Facilities .....	11-1
12. <u>SPECIALIZED SERVICE OR ARRANGEMENTS</u> .....	12-1
12.1 <u>General</u> .....	12-1

**ACCESS SERVICE****TABLE OF CONTENTS** (Cont'd)

	<u>PAGE</u>
13. <u>ADDITIONAL ENGINEERING ADDITIONAL LABOR AND MISCELLANEOUS SERVICES</u> .....	13-1
13.1 <u>Additional Engineering</u> .....	13-1
13.2 <u>Additional Labor</u> .....	13-2
13.2.1 Overtime Installation .....	13-2
13.2.2 Overtime Repair .....	13-2
13.2.3 Stand by .....	13-2
13.2.4 Testing and Maintenance with Other Telephone Companies .....	13-2
13.2.5 Other Labor .....	13-2
13.3 <u>Miscellaneous Services</u> .....	13-3
13.3.1 Testing Services .....	13-3
13.3.2 Maintenance of Service .....	13-7
13.3.3 Telecommunications Service Priority — TSP .....	13-8
13.3.4 Miscellaneous Equipment .....	13-9
13.4 <u>Presubscription</u> .....	13-10
13.5 <u>Verification of Telemarketing Orders for PIC Change</u> .....	13-13
13.6 <u>Unauthorized PIC Change</u> .....	13-15
13.7 <u>Presubscription Exceptions</u> .....	13-15
13.8 <u>Blocking Service</u> .....	13-16
13.8.1 International Blocking Service .....	13-16
13.8.2 900 Blocking Service .....	13-17
13.9 <u>Billing Name and Address Service</u> .....	13-18
13.9.1 General Description .....	13-18
13.9.2 Undertaking of the Telephone Company .....	13-18
13.9.3 Obligations of the Customer .....	13-19
13.9.4 Rate Regulations .....	13-20
13.10 <u>Originating Line Screening (OLS) Service</u> .....	13-20

**ACCESS SERVICE****TABLE OF CONTENTS** (Cont'd)

	<u>PAGE</u>
13. <u>ADDITIONAL ENGINEERING ADDITIONAL LABOR AND MISCELLANEOUS SERVICES</u> (Cont'd)	
13.11 <u>Nonchargeable Confirmation Services</u> .....	13-21
13.11.1 Billed Number Screening (BNS) .....	13-21
13.11.2 Originating Line Screening (OLS) .....	13-21
13.12 <u>Coin Supervision Additive Service</u> .....	13-21
13.13 <u>Local Number Portability Services</u> .....	13-22
13.13.1 Local Number Portability End User Service .....	13-22
13.13.2 Local Number Portability Query Service .....	13-23
14. <u>EXCEPTIONS TO ACCESS SERVICE OFFERINGS</u> .....	14-1
15. <u>ACCESS SERVICE INTERFACES AND TRANSMISSION SPECIFICATIONS</u> .....	15-1
15.1 <u>Switched Access Service</u> .....	15-1
15.1.1 Local Transport Interface Groups .....	15-1
15.1.2 Standard Transmission Specifications .....	15-11
15.1.3 Data Transmission Parameters .....	15-19
15.2 <u>Special Access Service</u> .....	15-22
15.2.1 Network Channel (NC) Codes .....	15-25
15.2.2 Network Channel Interface (NCI) Codes .....	15-29
15.3 <u>Directory Access Service</u> .....	15-46
15.3.1 Interface Group and Premises Interface Codes .....	15-46
15.3.2 Standard Transmission Specifications .....	15-47
16. <u>PUBLIC PACKET DATA NETWORK</u> .....	16-1
16.1 <u>Frame Relay Service</u> .....	16-1
16.1.1 General .....	16-1
16.1.2 Rate Regulations .....	16-5
16.1.3 Optional Rate Plans .....	16-14

**ACCESS SERVICE****TABLE OF CONTENTS** (Cont'd)

	<u>PAGE</u>
<b>17. <u>RATES AND CHARGES</u></b>	
17.1 <u>Federal Universal Service Charge</u> .....	17-1
17.1.1 Federal Universal Service Charge .....	17-1
17.2 <u>Alta Municipal Utilities</u>	
17.2.1 End User Access Service .....	17-2
17.2.2 ISDN Line Ports .....	17-2
17.2.3 Switched Access Service .....	17-3
17.2.4 Special Access Service .....	17-8
17.2.5 Other Services.....	17-15
17.3 <u>Citizens Telecom Solutions</u>	
17.3.1 End User Access Service .....	17-27
17.3.2 ISDN Line Ports .....	17-27
17.3.3 Switched Access Service .....	17-28
17.3.4 Special Access Service .....	17-33
17.3.5 Other Services.....	17-40
17.4 <u>CommChoice of Iowa, LLC</u>	
17.4.1 End User Access Service .....	17-52
17.4.2 ISDN Line Ports .....	17-52
17.4.3 Switched Access Service .....	17-53
17.4.4 Special Access Service .....	17-58
17.4.5 Other Services.....	17-65
17.5 <u>Coon Rapids Municipal Utilities</u>	
17.5.1 End User Access Service .....	17-77
17.5.2 ISDN Line Ports .....	17-77
17.5.3 Switched Access Service .....	17-78
17.5.4 Special Access Service .....	17-83
17.5.5 Other Services.....	17-90

**ACCESS SERVICE****TABLE OF CONTENTS** (Cont'd)

	<u>PAGE</u>
17. <u>RATES AND CHARGES</u> (Cont'd)	
17.6 <u>Grundy Center Communications Utility</u>	
17.6.1 End User Access Service .....	17-102
17.6.2 ISDN Line Ports .....	17-102
17.6.3 Switched Access Service .....	17-103
17.6.4 Special Access Service .....	17-108
17.6.5 Other Services.....	17-115
17.7 <u>Anderson Telephone, Inc.</u>	(N)
17.7.1 End User Access Service .....	17-127
17.7.2 ISDN Line Ports .....	17-127
17.7.3 Switched Access Service .....	17-128
17.7.4 Special Access Service .....	17-133
17.7.5 Other Services.....	17-140 (N)
17.8 <u>Hawarden Municipal Utilities</u>	
17.8.1 Carrier Common Line Access Service.....	17-152
17.8.2 End User Access Service .....	17-152
17.8.3 ISDN Line Ports .....	17-152
17.8.4 Switched Access Service .....	17-153
17.8.5 Special Access Service .....	17-158
17.8.6 Other Services.....	17-165
17.9 <u>Carrboro Telephone, Inc.</u>	(N)
17.9.1 End User Access Service .....	17-177
17.9.2 ISDN Line Ports .....	17-177
17.9.3 Switched Access Service .....	17-178
17.9.4 Special Access Service .....	17-183
17.9.5 Other Services.....	17-190 (N)
17.10 <u>Long Lines Metro, LLC</u>	
17.10.1 End User Access Service .....	17-202
17.10.2 ISDN Line Ports .....	17-202
17.10.3 Switched Access Service .....	17-203
17.10.4 Special Access Service .....	17-208
17.10.5 Other Services.....	17-215

**ACCESS SERVICE****TABLE OF CONTENTS** (Cont'd)

	<u>PAGE</u>
17. <u>RATES AND CHARGES</u> (Cont'd)	
17.11 <u>McClure Communications Corporation</u>	
17.11.1 Switched Access Service .....	17-227
17.11.2 Special Access Service .....	17-232
17.11.3 Other Services.....	17-239
17.12 <u>North West Rural Electric Cooperative</u>	
17.12.1 End User Access Service .....	17-252
17.12.2 ISDN Line Ports .....	17-252
17.12.3 Switched Access Service .....	17-253
17.12.4 Special Access Service .....	17-258
17.12.5 Other Services.....	17-265
17.13 <u>Orange City Communications, LLP</u>	
17.13.1 End User Access Service .....	17-277
17.13.2 ISDN Line Ports .....	17-277
17.13.3 Switched Access Service .....	17-278
17.13.4 Special Access Service .....	17-283
17.13.5 Other Services.....	17-290
17.14 <u>Advanced Network Communications, LLC</u>	
17.14.1 End User Access Service .....	17-302
17.14.2 ISDN Line Ports .....	17-302
17.14.3 Switched Access Service .....	17-303
17.14.4 Special Access Service .....	17-308
17.14.5 Other Services.....	17-315

(N)

(N)

**ACCESS SERVICE****TABLE OF CONTENTS** (Cont'd)

	<u>PAGE</u>
17. <u>RATES AND CHARGES</u> (Cont'd)	
17.15 <u>RTC Communications Corporation</u>	
17.15.1 Switched Access Service .....	17-327
17.15.2 Special Access Service .....	17-332
17.15.3 Other Services.....	17-339
17.16 <u>The Community Cable Television Agency of O'Brien County aka TCA</u>	
17.16.1 End User Access Service .....	17-351
17.16.2 ISDN Line Ports .....	17-351
17.16.3 Switched Access Service .....	17-352
17.16.4 Special Access Service .....	17-357
17.16.5 Other Service .....	17-364
17.17 <u>CLYK d/b/a Affinity Telcom</u>	
17.17.1 Switched Access Service .....	17-376
17.17.2 Special Access Service .....	17-381
17.17.3 Other Service .....	17-388
17.18 <u>Grid 4 Communications, Inc.</u>	
17.18.1 Switched Access Service .....	17-400
17.18.2 Special Access Service .....	17-405
17.18.3 Other Service .....	17-412
17.19 <u>Kinloch Telephone, Inc.</u>	
17.19.1 End User Access Service .....	17-424
17.19.2 ISDN Line Ports .....	17-424
17.19.3 Switched Access Service .....	17-425
17.19.4 Special Access Service .....	17-430
17.19.5 Other Services.....	17-437
17.20 <u>Lumos Networks LLC.</u>	(N)
17.20.1 End User Access Service .....	17-449
17.20.2 Carrier Usage Service .....	17-449.1
17.20.3 Switched Access Service .....	17-450
17.20.4 Special Access Service .....	17-455
17.20.5 Other Services.....	17-462 (N)



**ACCESS SERVICE**

---

Issued: March 28, 2002

Effective: March 29, 2002

Vice President — Tariff and Regulatory Matters  
326 South 2nd Street, Emmaus, Pennsylvania 18049

**ACCESS SERVICE****TABLE OF CONTENTS** (Cont'd)

	<u>PAGE</u>
17. <u>RATES AND CHARGES</u> (Cont'd)	
17.21 <u>IT&amp;E Overseas, Inc.</u>	
17.21.1 End User Access Service .....	17-482
17.21.2 ISDN Line Ports .....	17-482
17.21.3 Switched Access Service .....	17-483
17.21.4 Special Access Service .....	17-488
17.21.5 Other Service .....	17-495
17.22 <u>Lumos Networks Inc.</u>	
17.22.1 Switched Access Service .....	17-514
17.22.2 Special Access Service .....	17-519
17.22.3 Other Services.....	17-534
17.23 <u>Mapleton Communications</u>	
17.23.1 End User Access Service .....	17-546
17.23.2 ISDN Line Ports .....	17-546
17.23.3 Switched Access Service .....	17-547
17.23.4 Special Access Service .....	17-552
17.23.5 Other Services.....	17-559
	(D)
	(D)
17.25 <u>Lumos Networks of West Virginia, Inc.</u>	
17.25.1 Switched Access Service .....	17-596
17.25.2 Special Access Service .....	17-601
17.25.3 Other Services.....	17-616

**ACCESS SERVICE****TABLE OF CONTENTS** (Cont'd)

	<u>PAGE</u>	
17. <u>RATES AND CHARGES</u> (Cont'd)		
17.27 <u>Long Lines Siouxland, LLC</u>		
17.27.1 End User Access Service .....	17-653	
17.27.2 ISDN Line Ports .....	17-653	
17.27.3 Switched Access Service .....	17-654	
17.27.4 Special Access Service .....	17-659	
17.27.5 Other Services.....	17-666	
17.28 Reinbeck Municipal Telecommunications Utility		
17.28.1 End User Access Service .....	17-678	
17.28.2 Switched Access Service .....	17-679	
17.28.3 Special Access Service .....	17-684	
17.28.4 Other Services.....	17-691	
17.29 Laurel Highland Telephone Company		(N)
17.29.1 End User Access Service .....	17-703	
17.29.2 Switched Access Service .....	17-704	
17.29.3 Special Access Service .....	17-709	
17.29.4 Other Services.....	17-716	(N)

**ACCESS SERVICE**

**USER'S GUIDE**

**CONCURRING CARRIERS**

NO CONCURRING CARRIERS

**CONNECTING CARRIERS**

NO CONNECTING CARRIERS

**OTHER PARTICIPATING CARRIERS**

NO OTHER PARTICIPATING CARRIERS

**REGISTERED SERVICE MARKS**

NONE

**REGISTERED TRADEMARKS**

NONE

**ACCESS SERVICE**EXPLANATION OF SYMBOLS

- C — to signify changed regulation.  
 D — to signify discontinued rate or regulation.  
 I — to signify increase to a rate or charge.  
 M — to signify matter relocated without change.  
 N — to signify new rate or regulation.  
 R — to signify reduction to a rate or charge.  
 S — to signify matter reissued without change.  
 T — to signify a change in text but no change in rate or regulation.  
 Z — to signify a correction.

EXPLANATION OF ABBREVIATIONS

- ACR — Alternate Carrier Routing  
 ADA — Abbreviated Dialing Arrangement  
 ADM — Add/Drop Multiplexing  
 ADSL — Asymmetric Digital Subscriber Line  
 AIN — Advanced Intelligent Network  
 AML — Actual Measured Loss  
 ANI — Automatic Number Identification  
 AP — Program Audio  
 AT&T — AT&T Corp.  
 BHMC — Busy Hour Minutes of Capacity  
 CCS — Common Channel Signaling  
 CDP — Customer Designated Premises  
 CI — Channel Interface  
 CIR — Committed Information Rate  
 CN — Charge Number  
 CNP — Charge Number Parameter  
 CO — Central Office  
 Cont'd — Continued  
 CPE — Customer Provided Equipment  
 CPN — Calling Party Number  
 CSP — Carrier Selection Parameter  
 DA — Directory Assistance  
 dB — decibel  
 dBnC — Decibel Reference Noise C-Message Weighting  
 dBnC O — Decibel Reference Noise C-Message Weighted O  
 dc — direct current  
 DDD — Direct Distance Dialing  
 DSL — Digital Subscriber Line  
 EAS — Extended Area Service  
 EDD — Envelope Delay Distortion

(N)

Transmittal No. 107

Issued: January 13, 2012

Effective: January 28, 2012

**ACCESS SERVICE**EXPLANATION OF ABBREVIATIONS (Cont'd)

EML	—	Expected Measured Loss
EPL	—	Echo Path Loss
ERL	—	Echo Return Loss
ESS	—	Electronic Switching System
ESSX	—	Electronic Switching System Exchange
f	—	frequency
F.C.C.	—	Federal Communications Commission
FRAS	—	Frame Relay Access Service
GETS	—	Government Emergency Telecommunications Service
HC	—	High Capacity
HPC	—	High Probability of Completion
Hz	—	Hertz
IC	—	Interexchange Carrier
ICB	—	Individual Case Basis
ICL	—	Inserted Connection Loss
ISDN BRI	—	Integrated Services Digital Network Basic Rate Interface
ISDN PRI	—	Integrated Services Digital Network Primary Rate Interface
kbps	—	kilobits per second
kHz	—	kilohertz
LAN	—	Local Area Network
LATA	—	Local Access and Transport Area
LNP	—	Local Number Portability
LRN	—	Location Routing Number
ma	—	milliamperes
Mbps	—	Megabits per second
mcs	—	Microsecond
MHz	—	Megahertz
MRC	—	Monthly Recurring Charge
MT	—	Metallic
MTS	—	Message Telecommunications Service(s)
NPA	—	Numbering Plan Area
NRC	—	Nonrecurring Charge
NXX	—	Three-Digit Central Office Prefix
OC	—	Optical Carrier
OLT	—	Optical Line Termination
PBX	—	Private Branch Exchange
PIC	—	Presubscribed Interexchange Carrier
POT	—	Point of Termination
PSTN	—	Public Switched Telephone Network
PVC	—	Permanent Virtual Connection
SAC	—	Service Access Code
SDSL	—	Symmetric Digital Subscriber Line
SNAL	—	Signaling Network Access Line
SONET	—	Synchronous Optical Network

(N)

Transmittal No. 107

Issued: January 13, 2012

Effective: January 28, 2012

**ACCESS SERVICE**

EXPLANATION OF ABBREVIATIONS (Cont'd)

SP	— Signaling Point	
SPOI	— Signaling Point of Interface	
SRL	— Singing Return Loss	
SSP	— Service Switching Point	
SS7	— Signaling System 7	
STP	— Signal Transfer Point	
STS	— Synchronous Transport Signal	
SWC	— Serving Wire Center	
TDM	— Time Division Multiplexing	(N)
TG	— Telegraph Grade	
TLP	— Transmission Level Point	
TV	— Television	
VG	— Voice Grade	
V & H	— Vertical & Horizontal	
WATS	— Wide Area Telecommunications Service(s)	
WSC	— Wireless Switching Center	
WSO	— WATS Serving Office	

Transmittal No. 107

Issued: January 13, 2012

Effective: January 28, 2012

**ACCESS SERVICE****REFERENCE TO OTHER TARIFFS**

Whenever reference is made in this tariff to other tariffs of the Telephone Company, the reference is to the tariffs in force as of the effective date of this tariff, and to amendments thereto and successive issues thereof.

The following tariffs are referenced in this tariff and may be obtained from the Federal Communications Commission's commercial contractor:

National Exchange Carrier Association, Inc.	National Exchange Carrier Association, Inc.	National Exchange Carrier Association, Inc.
Special Construction Tariff F.C.C. No. 3	Wire Center Information Tariff F.C.C. No. 4	Access Service Tariff F.C.C. No. 5

**REFERENCE TO TECHNICAL PUBLICATIONS**

The following technical publications are referenced in this tariff and may be obtained from Telcordia Technologies Inc. (formerly Bell Communications Research, Inc. — Bellcore), Direct Sales, 8 Corporate Place, Piscataway, NJ 08854-4156 ([www.telcordia.com](http://www.telcordia.com)).

**Technical Reference:**

GR-253-CORE Issue 2 Synchronous Optical Network (SONET)  
Transport Systems: Common Generic Criteria  
Issued: December 1995

GR-1374-CORE Issue 1 SONET Inter-Carrier Interface Physical Layer Generic Criteria for  
Carriers  
Issued: December 1994

PUB 41004 (MDP-326-584) Data Communications Using Voiceband Private Line Channels  
Issued: November 1973

PUB 62310 (MDP-326-584) Digital Data System Channel Interface Specification  
Issued: September 1983

TR-NPL-000258 Compatibility Information for Feature Group D Switched Access Service  
Issued: November 1985

GR-334-CORE Issue 1 Switched Access Service: Transmission Parameter Limits and  
Interface Combinations  
Issued: June 1994

Issued: March 28, 2002

Effective: March 29, 2002

Vice President — Tariff and Regulatory Matters  
326 South 2nd Street, Emmaus, Pennsylvania 18049



## ACCESS SERVICE

### REFERENCE TO TECHNICAL PUBLICATIONS (Cont'd)

TR-NWT-000335 Issue 3 Voice Grade Special Access Service — Transmission Parameter Limits and Interface Combinations

Issued: May 1993

TR-NPL-000336 Metallic and Telegraph Grade Special Access Service: Transmission Parameter Limits and Interface Combinations

Issued: November 1987

GR-337-CORE Issue 1 Program Audio Special Access Service and Local Channel Services

Issued: December 1995

GR-338-CORE Issue 1 Television Special Access and Local Channel Services — Transmission Parameter Limits and Interface Combinations

Issued: December 1995

TR-NWT-000341 Digital Data Special Access Service — Transmission Parameter Limits and Interface Combinations

Issued: Issue 2, February 1993

GR-342-CORE Issue 1 High Capacity Digital Special Access Service — Transmission Parameter Limits and Interface Combinations

Issued: December 1995

NC/NCI (Network Channel/Network Channel Interface) Decoder

Issued: June 2001

GR-506-CORE Issue 1 LATA Switching Systems Generic Requirements (LSSGR)

Issued: June 1996

GR-54-CORE Issue 1 DS1 High Capacity Digital Service — End User Metallic Interface Specifications

Issued: December 1995

GR-905-CORE Issue 4 Common Channel Signaling Network Interface Specification

Available: December 2000

TR-TSV-001370 Generic Requirements for Exchange Access Frame Relay PVC Service

Issued: Issue 1, May 1993

GR-394-CORE Issue 2 Switching System Generic Requirements for Interexchange Carrier Interconnection Using the Integrated Services Digital Network User Part (ISDNUP)

Issued: November 1998

Issued: March 28, 2002

Effective: March 29, 2002

**ACCESS SERVICE**

REFERENCE TO TECHNICAL PUBLICATIONS (Cont'd)

GR-2936-CORE Issue 3 Local Number Portability (LNP) Capability Specification Service  
Provider Portability  
Issued: November 1997

Telecommunications Transmission Engineering  
Volume 3 — Networks and Services (Chapters 6 and 7)  
Third Edition, 1980  
Issued: August 1989

The following technical publication is referenced in this tariff and may be obtained from the National Exchange Carrier Association, Inc., Director — Access Tariffs, 80 South Jefferson Road, Whippany, NJ 07981 and the Federal Communications Commission's commercial contractor.

PUB AS No. 1, Issue II Access Service  
Issued: May 1984  
Addendum: March 1987

The following publications are referenced in this tariff and may be obtained from the Government Printing Office, Superintendent of Documents, Document Control Branch, 941 North Capital Street, NE, Washington, DC 20401.

Telecommunications Service Priority (TSP) System for National Security Emergency Preparedness (NSEP) Service Vendor Handbook, National Communications System (NCSH 3-1-2).  
Issued: July 1990  
Available: August 1990

Telecommunication Service Priority (TSP) System for National Security Emergency Preparedness (NSEP) Service User Manual, National Communications System (NCSM 3-1-1).  
Issued: July 1990  
Available: August 1990

The following publication is referenced in this tariff and may be obtained from Director-Sales Operations, Integrated Network Corporation, PO Box 6875, Bridgewater, NJ 08807.

Integrated Network Corporation  
Document CB-INC-100  
Available: June 1990

Issued: March 28, 2002

Effective: March 29, 2002

Vice President — Tariff and Regulatory Matters  
326 South 2nd Street, Emmaus, Pennsylvania 18049

**ACCESS SERVICE****REFERENCE TO TECHNICAL PUBLICATIONS** (Cont'd)

The following publication is referenced in this tariff and may be obtained from AT&T, 26 Parsippany Road, Whippany, NJ 07981.

AT&T PUB 62310 (and its Addendum 2 and Addendum 3)  
Available: November 1989

The following technical publications are referenced in this tariff and may be obtained from American National Standards Institute, 1430 Broadway, New York, NY 10018.

ANSI T1.102-1993, Digital Hierarchy — Electrical Interfaces.

ANSI T1.105-1995, Synchronous Optical Network (SONET) — Basic Description including Multiplex Structure, Rates and Formats.

ANSI T1.602-1996, Integrated Services Digital Network (ISDN) — Data-Link Layer Signaling Specification for Application at the User-Network Interface.

ANSI T1.606-1990, Integrated Services Digital Network (ISDN) — Architectural Framework and Service Description for Frame-Relaying Bearer Service.

ANSI T1.606a-1992, Supplement to ANSI T1.606-1990 Integrated Services Digital Network (ISDN) — Architectural Framework and Service Description for Frame-Relaying Bearer Service (Congestion Management and Frame Size).

ANSI T1.606b-1993, Supplement to ANSI T1.606-1990 Integrated Services Digital Network (ISDN) — Architectural Framework and Service Description for Frame-Relaying Bearer Service (Network-to-Network Interface Requirements).

ANSI T1.617-1991, Integrated Services Digital Network (ISDN) — Signaling Specification for Frame Relay Bearer Service for Digital Subscriber Signaling System Number 1 (DSS1).

ANSI T1.617a-1994, Integrated Services Digital Network (ISDN) — Signaling Specification for Frame Relay Bearer Service for Digital Subscriber Signaling System Number 1 (DSS1) Protocol Encapsulation and PICS).

ANSI T1.618-1991, Integrated Services Digital Network (ISDN) — Core Aspects of Frame Protocol for Use with Frame Relay Bearer Service.

ANSI T1.413-1998, Network and Customer Installation Interfaces — Asymmetric Digital Subscriber Line (ADSL) Metallic Interface.

Issued: March 28, 2002

Effective: March 29, 2002

**ACCESS SERVICE**REFERENCE TO TECHNICAL PUBLICATIONS (Cont'd)

The following technical publication is referenced in this tariff and may be obtained from the Institute of Electrical and Electronics Engineers, Inc. (IEEE), 445 Hoes Lane, PO Box 1331, Piscataway, NJ 08855-1331 ([www.ieee.org](http://www.ieee.org)).

IEEE Std. 802.3 — 2000, Part 3, Clauses 14, 21 and 29 — Information Technology — Telecommunications and Information Exchange Between Systems — Local and Metropolitan Area Networks – Specific Requirements

The following technical publications are referenced in this tariff and may be obtained from the Alliance for Telecommunications Industry Solutions (ATIS), 1200 G Street NW, Suite 500, Washington, DC 20005 ([www.atis.org](http://www.atis.org)).

Multiple Exchange Carrier Access Billing (MECAB) Guidelines

Issued: January 2003

(T)

Multiple Exchange Carrier Ordering and Design (MECOD) Guidelines

Issued: February 2002

(T)

The following technical publications are referenced in this tariff and may be obtained from the ATM Forum, Presidio of San Francisco, P.O. Box 29920, 572B Ruger Street, San Francisco, CA 94129-0920 ([www.atmforum.com](http://www.atmforum.com)).

(N)

The ATM Forum Technical Committee, ATM User-Network Interface (UNI) Signaling Specification, Version 4.0, af-sig-0061.000, July, 1996.

The ATM Forum Technical Committee, BISDN Inter Carrier Interface (B-ICM) Specification, Version 2.0 (Integrated), af-bici-0013.003, December 1995.

The ATM Forum Technical Committee, Private Network – Network Interface Specification, Version 1.0 (PNNI 1.0) af-pnni-0055.000, March, 1996.

The following technical publications are referenced in this tariff and may be viewed online without charge on the Internet Engineering Task Force web site ([www.ietf.org](http://www.ietf.org)) using the “RFC Pages” link.

Request for Comments (RFC) 791, Internet Protocol, DARPA Internet Program Protocol, DARPA Internet Program Protocol Specification, September 1981.

Request for Comments (RFC) 1483, Multiprotocol Encapsulation over ATM Adaptation Layer 5, July 1993.

(N)

Transmittal No. 107

Issued: January 13, 2012

Effective: January 28, 2012

Vice President — Tariff and Regulatory Matters  
326 South 2nd Street, Emmaus, Pennsylvania 18049

**ACCESS SERVICE****1. Application of Tariff**

- 1.1 This tariff contains regulations, rates and charges applicable to the provision of Carrier Common Line, End User Access, Switched Access, Special Access, Digital Subscriber Line Access Service, Public Packet Data Network and other miscellaneous services hereinafter referred to collectively as service(s). These services are provided to customers by the Issuing Carriers of this tariff, hereinafter the Telephone Company. This tariff also contains Access Ordering regulations and charges that are applicable when these services are ordered or modified by the customer.
- 1.2 The provision of such services by the Telephone Company as set forth in this tariff does not constitute a joint undertaking with the customer for the furnishing of any service.
- 1.3 Pursuant to the Federal Communications Commission's June 29, 1987 Order in CC Docket No. 86-467 and Section 69.603 of the Commission's Rules, NECA "shall also prepare and file an access charge tariff containing terms and conditions for access service and form for the filing of rate schedules by telephone companies that choose to reference these terms and conditions while filing their own access rates." This tariff complies with this Order and Rule requirement and may be referenced by small companies that serve fewer than 50,000 subscriber lines and are described as subset 3 carriers (Section 61.39 of the Commission's Rules). This tariff referencing by small companies is solely for the purpose of reduced regulation of small companies as ordered by the FCC and does not constitute a joint undertaking with the Telephone Company for the furnishing of any service.

**ACCESS SERVICE****2. General Regulations****2.1 Undertaking of the Telephone Company****2.1.1 Scope**

- (A) The Telephone Company does not undertake to transmit messages under this tariff.
- (B) The Telephone Company shall be responsible only for the installation, operation and maintenance of the services it provides.
- (C) The Telephone Company will, for maintenance purposes, test its service only to the extent necessary to detect and/or clear troubles.
- (D) Services are provided 24 hours daily, seven days per week, except as set forth in other applicable sections of this tariff.
- (E) The Telephone Company does not warrant that its facilities and services meet standards other than those set forth in this tariff.

**2.1.2 Limitations****(A) Assignment or Transfer of Services**

The customer may assign or transfer the use of services provided under this tariff only where there is no interruption of use or relocation of the services. Such assignment or transfer may be made to:

- (1) another customer, whether an individual, partnership, association or corporation, provided the assignee or transferee assumes all outstanding indebtedness for such services, and the unexpired portion of the minimum period and the termination liability applicable to such services, if any; or
- (2) a court-appointed receiver, trustee or other person acting pursuant to law in bankruptcy, receivership, reorganization, insolvency, liquidation or other similar proceedings, provided the assignee or transferee assumes the unexpired portion of the minimum period and the termination liability applicable to such services, if any.

In all cases of assignment or transfer, the written acknowledgment of the Telephone Company is required prior to such assignment or transfer. This acknowledgment shall be made within 15 days from the receipt of notification. All regulations and conditions contained in this tariff shall apply to such assignee or transferee.

**ACCESS SERVICE****2. General Regulations (Cont'd)****2.1 Undertaking of the Telephone Company (Cont'd)****2.1.2 Limitations (Cont'd)****(A) Assignment or Transfer of Services (Cont'd)****(2) (Cont'd)**

The assignment or transfer of services does not relieve or discharge the assignor or transferor from remaining jointly or severally liable with the assignee or transferee for any obligations existing at the time of the assignment or transfer.

**(B) Use and Restoration of Services**

The use and restoration of services shall be in accordance with Part 64, Subpart D, Appendix A, of the Federal Communications Commission's Rules and Regulations, which specifies the priority system for such activities.

**(C) Sequence of Provisioning**

Subject to compliance with the rules mentioned in Section 2.1.2(B) preceding, the services offered herein will be provided to customers on a first-come, first-served basis.

The first-come, first-served sequence shall be based upon the received time and date recorded, by stamp or other notation, by the Telephone Company on customer access orders. These orders must contain all the information as required for each respective service as delineated in other sections of this tariff. Customer orders shall not be deemed to have been received until such information is provided. Should questions arise which preclude order issuance due to missing information or the need for clarification, the Telephone Company will attempt to seek such missing information or clarification on a verbal basis.

**ACCESS SERVICE****2. General Regulations (Cont'd)****2.1 Undertaking of the Telephone Company (Cont'd)****2.1.3 Liability****(A) Limits of Liability**

The Telephone Company's liability, if any, for its willful misconduct is not limited by this tariff. With respect to any other claim or suit, by a customer or by any others, for damages associated with the installation, provision, termination, maintenance, repair or restoration of service, and subject to the provisions of Sections 2.1.3(B) through 2.1.3(G) following, the Telephone Company's liability if any, shall not exceed an amount equal to the proportionate charge for the service for the period during which the service was affected. This liability for damages shall be in addition to any amounts that may otherwise be due the customer under this tariff as a Credit Allowance for a Service Interruption.

**(B) Acts or Omissions**

The Telephone Company shall not be liable for any act or omission of any other carrier or customer providing a portion of a service, nor shall the Telephone Company for its own act or omission hold liable any other carrier or customer providing a portion of a service.

**(C) Damages to Customer Premises**

The Telephone Company is not liable for damages to the customer premises resulting from the furnishing of a service, including the installation and removal of equipment and associated wiring, unless the damage is caused by the Telephone Company's negligence.

**(D) Indemnification of Telephone Company****(1) By the End User**

The Telephone Company shall be indemnified, defended and held harmless by the end user against any claim, loss or damage arising from the end user's use of services offered under this tariff, involving:

- (a) Claims for libel, slander, invasion of privacy, or infringement of copyright arising from the end user's own communications;



**ACCESS SERVICE****2. General Regulations (Cont'd)****2.1 Undertaking of the Telephone Company (Cont'd)****2.1.3 Liability (Cont'd)****(D) Indemnification of Telephone Company (Cont'd)****(1) By the End User (Cont'd)**

- (b) Claims for patent infringement arising from the end user's acts combining or using the service furnished by the Telephone Company in connection with facilities or equipment furnished by the end users or customer or;
- (c) All other claims arising out of any act or omission of the end user in the course of using services provided pursuant to this tariff.

**(2) By the Customer**

The Telephone Company shall be indemnified, defended and held harmless by the customer against any claim, loss or damage arising from the customer's use of services offered under this tariff, involving:

- (a) Claims for libel, slander, invasion of privacy, or infringement of copyright arising from the customer's own communications;
- (b) Claims for patent infringement arising from the customer's acts combining or using the service furnished by the Telephone Company in connection with facilities or equipment furnished by the end user or customer or;
- (c) All other claims arising out of any act or omission of the customer in the course of using services provided pursuant to this tariff.

**(E) Explosive Atmospheres**

The Telephone Company does not guarantee or make any warranty with respect to its services when used in an explosive atmosphere. The Telephone Company shall be indemnified, defended and held harmless by the customer from any and all claims by any person relating to such customer's use of services so provided.

**ACCESS SERVICE****2. General Regulations (Cont'd)****2.1 Undertaking of the Telephone Company (Cont'd)****2.1.3 Liability (Cont'd)****(F) No License Granted**

No license under patents (other than the limited license to use) is granted by the Telephone Company or shall be implied or arise by estoppel, with respect to any service offered under this tariff. The Telephone Company will defend the customer against claims of patent infringement arising solely from the use by the customer of services offered under this tariff and will indemnify such customer for any damages awarded based solely on such claims.

**(G) Circumstances Beyond the Telephone Company's Control**

The Telephone Company's failure to provide or maintain services under this tariff shall be excused by labor difficulties, governmental orders, civil commotions, criminal actions taken against the Telephone Company, acts of God and other circumstances beyond the Telephone Company's reasonable control, subject to the Credit Allowance for a Service Interruption as set forth in Section 2.4.4 following.

**2.1.4 Provision of Services**

The Telephone Company will provide to the customer, upon reasonable notice, services offered in other applicable sections of this tariff at rates and charges specified therein. Services will be made available to the extent that such services are or can be made available with reasonable effort and after provisions have been made for the Telephone Company's telephone exchange services.

**2.1.5 Facility Terminations**

The services provided under this tariff will include any entrance cable or drop wiring and wire or intrabuilding cable to that point where provision is made for termination of the Telephone Company's outside distribution network facilities at a suitable location inside a customer-designated premises. Such wiring or cable will be installed to the Point of Termination by the Telephone Company. Moves of the Point of Termination at the customer designated premises will be as set forth in Sections 6.4.4 and 7.2.3 following.

**ACCESS SERVICE****2. General Regulations (Cont'd)****2.1 Undertaking of the Telephone Company (Cont'd)****2.1.6 Service Maintenance**

The services provided under this tariff will be maintained by the Telephone Company. The customer or others may not rearrange, move, disconnect, remove or attempt to repair any facilities provided by the Telephone Company, other than by connection or disconnection to any interface means used, except with the written consent of the Telephone Company.

**2.1.7 Changes and Substitutions**

Except as provided for equipment and systems subject to FCC Part 68 Regulations at 47 C.F.R. Section 68.110(b), the Telephone Company may, where such action is reasonably required in the operation of its business, substitute, change or rearrange any facilities used in providing service under this tariff. Such actions may include, without limitation:

- substitution of different metallic facilities,
- substitution of carrier or derived facilities for metallic facilities used to provide other than metallic facilities,
- substitution of metallic facilities for carrier or derived facilities used to provide other than metallic facilities,
- substitution of fiber or optical facilities,
- change of minimum protection criteria,
- change of operating or maintenance characteristics of facilities, or
- change of operations or procedures of the Telephone Company.

In case of any such substitution, change or rearrangement, the transmission parameters will be within the range as set forth in Section 15 following. The Telephone Company shall not be responsible if any such substitution, change or rearrangement renders any customer furnished services obsolete or requires modification or alteration thereof or otherwise affects their use or performance. If such substitution, change or rearrangement materially affects the operating characteristics of the facility, the Telephone Company will provide reasonable notification to the customer in writing. Reasonable time will be allowed for any redesign and implementation required by the change in operating characteristics. The Telephone Company will work cooperatively with the customer to determine reasonable notification procedures.

**ACCESS SERVICE****2. General Regulations (Cont'd)****2.1 Undertaking of the Telephone Company (Cont'd)****2.1.8 Refusal and Discontinuance of Service**

- (A) If a customer fails to comply with Section 2.1.6 preceding (Service Maintenance) or Sections 2.3.1, 2.3.4, 2.3.6, 2.4.1 or 2.5 following (respectively, Damages, Availability for Testing, Balance, Payment Arrangements, Connections) including any customers failure to make payments on the date and times therein specified, the Telephone Company may, on thirty (30) days written notice to the customer by Certified U.S. Mail, take the following actions:

- refuse additional applications for service and/or refuse to complete any pending orders for service, and/or
- discontinue the provision of service to the customer.

In the case of discontinuance all applicable charges, including termination charges, shall become due.

- (B) If a customer fails to comply with Section 2.2.2 following (Unlawful and Abusive Use), the Telephone Company may, upon written request from a customer, or another exchange carrier, terminate service to any subscriber or customer identified as having utilized service provided under this tariff in the completion of abusive or unlawful telephone calls. Service shall be terminated by the Telephone Company as provided for in its general and/or local exchange service tariffs.

In such instances when termination occurs the Telephone Company shall be indemnified, defended and held harmless by any customer or Exchange Carrier requesting termination of service against any claim, loss or damage arising from the Telephone Company's actions in terminating such service, unless caused by the Telephone Company's negligence.

**ACCESS SERVICE****2. General Regulations (Cont'd)****2.1 Undertaking of the Telephone Company (Cont'd)****2.1.8 Refusal and Discontinuance of Service (Cont'd)**

- (C) Except as provided for equipment or systems subject to the FCC Part 68 Rules in 47 C.F.R. Section 68.108, if the customer fails to comply with Section 2.2.1 following (Interference or Impairment), the Telephone Company will, where practicable, notify the customer that temporary discontinuance of the use of a service may be required; however, where prior notice is not practicable, the Telephone Company may temporarily discontinue service forthwith if such action is reasonable in the circumstances. In case of such temporary discontinuance, the customer will be notified promptly and afforded the opportunity to correct the condition, which gave rise to the temporary discontinuance. During such period of temporary discontinuance, credit allowance for service interruptions as set forth in Section 2.4.4 following is not applicable.
- (D) When access service is provided by more than one Telephone Company, the companies involved in providing the joint service may individually or collectively deny service to a customer for nonpayment. Where the Telephone Company(s) affected by the nonpayment is incapable of effecting discontinuance of service without cooperation from the other joint providers of Switched Access Service, such other Telephone Company(s) will, if technically feasible, assist in denying the joint service to the customer. Service denial for such joint service will only include calls originating or terminating within, or transiting, the operating territory of the Telephone Companies initiating the service denial for nonpayment. When more than one of the joint providers must deny service to effectuate termination for nonpayment, in cases where a conflict exists in the applicable tariff provisions, the tariff regulations of the end office Telephone Company shall apply for joint service discontinuance.
- (E) If the Telephone Company does not refuse additional applications for service and/or does not discontinue the provision of the services as specified for herein, and the customer's noncompliance continues, nothing contained herein shall preclude the Telephone Company's right to refuse additional applications for service and/or to discontinue the provision of the services to the non-complying customer without further notice.

**ACCESS SERVICE****2. General Regulations (Cont'd)****2.1 Undertaking of the Telephone Company (Cont'd)****2.1.9 Notification of Service-Affecting Activities**

The Telephone Company will provide the customer reasonable notification of service-affecting activities that may occur in the normal operation of its business. Such activities may include, but are not limited to the following:

- equipment or facilities additions,
- removals or rearrangements,
- routine preventative maintenance, and
- major switching machine change-out.

Generally, such activities are not individual customer service specific, but may affect many customer services. No specific advance notification period is applicable to all service activities. The Telephone Company will work cooperatively with the customer to determine reasonable notification requirements.

**2.1.10 Coordination with Respect to Network Contingencies**

The Telephone Company intends to work cooperatively with the customer to develop network contingency plans in order to maintain maximum network capability following natural or man-made disasters, which affect telecommunications services.

**2.1.11 Provision and Ownership of Telephone Numbers**

The Telephone Company reserves the reasonable right to assign, designate or change telephone numbers, any other call number designations associated with Access Services, or the Telephone Company serving central office prefixes associated with such numbers, when necessary in the conduct of its business. Should it become necessary to make a change in such number(s), the Telephone Company will furnish to the customer six (6) months notice, by Certified U.S. Mail, of the effective date and an explanation of the reason(s) for such change(s).

**ACCESS SERVICE****2. General Regulations (Cont'd)****2.2 Use****2.2.1 Interference or Impairment**

The characteristics and methods of operation of any circuits, facilities or equipment provided by other than the Telephone Company and associated with the facilities utilized to provide services under this tariff shall not:

- interfere with or impair service over any facilities of the Telephone Company, its affiliated companies, or its connecting and concurring carriers involved in its services,
- cause damage to their plant,
- impair the privacy of any communications carried over their facilities, or
- create hazards to the employees of any of them or the public.

**2.2.2 Unlawful and Abusive Use**

- (A) The service provided under this tariff shall not be used for an unlawful purpose or used in an abusive manner. Abusive use includes:
- (1) The use of the service of the Telephone Company for a call or calls, anonymous or otherwise, in a manner reasonably expected to frighten, abuse, torment, or harass another;
  - (2) The use of the service in such a manner as to interfere unreasonably with the use of the service by one or more other customers.

**2.3 Obligations of the Customer****2.3.1 Damages**

The customer shall reimburse the Telephone Company for damages to Telephone Company facilities utilized to provide services under this tariff caused by the negligence or willful act of the customer or resulting from the customer's improper use of the Telephone Company facilities, or due to malfunction of any facilities or equipment provided by other than the Telephone Company. Nothing in the foregoing provision shall be interpreted to hold one customer liable for another customer's actions. The Telephone Company will, upon reimbursement for damages, cooperate with the customer in prosecuting a claim against the person causing such damage and the customer shall be subrogated to the right of recovery by the Telephone Company for the damages to the extent of such payment.

**ACCESS SERVICE****2. General Regulations (Cont'd)****2.3 Obligations of the Customer (Cont'd)****2.3.2 Ownership of Facilities and Theft**

Facilities utilized by the Telephone Company to provide service under the provisions of this tariff shall remain the property of the Telephone Company. Such facilities shall be returned to the Telephone Company by the customer, whenever requested, within a reasonable period. The equipment shall be returned in as good condition as reasonable wear will permit.

**2.3.3 Equipment Space and Power**

The customer shall furnish or arrange to have furnished to the Telephone Company, at no charge, equipment space and electrical power required by the Telephone Company to provide services under this tariff at the points of termination of such services. The selection of ac or dc power shall be mutually agreed to by the customer and the Telephone Company. The customer shall also make necessary arrangements in order that the Telephone Company will have access to such spaces at reasonable times for installing, testing, repairing or removing Telephone Company facilities used to provide services.

**2.3.4 Availability for Testing**

Access to facilities used to provide services under this tariff shall be available to the Telephone Company at times mutually agreed upon in order to permit the Telephone Company to make tests and adjustments appropriate for maintaining the services in satisfactory operating condition. Such tests and adjustments shall be completed within a reasonable time. As set forth in Section 2.4.4(C)(4) following, no credit will be allowed for any interruptions involved during such tests and adjustments.

**2.3.5 Limitation of Use of Metallic Facilities**

Signals applied to a metallic facility shall conform to the limitations set forth in Technical Reference Publication AS No. 1. In the case of application of dc telegraph signaling systems, the customer shall be responsible, at its expense, for the provision of current limiting devices to protect the Telephone Company facilities from excessive current due to abnormal conditions and for the provision of noise mitigation networks when required to reduce excessive noise.



**ACCESS SERVICE****2. General Regulations (Cont'd)****2.3 Obligations of the Customer (Cont'd)****2.3.6 Balance**

All signals for transmission over the facilities used to provide services under this tariff shall be delivered by the customer balanced to ground except for ground start, duplex (DX) and McCulloch-Loop (Alarm System) type signaling and dc telegraph transmission at speeds of 75 baud or less.

**2.3.7 Design of Customer Services**

Subject to the provisions of Section 2.1.7 preceding (Changes and Substitutions), the customer shall be solely responsible, at its own expense, for the overall design of its services and for any redesigning or rearrangement of its services which may be required because of changes in facilities, operations or procedures of the Telephone Company, minimum protection criteria or operating or maintenance characteristics of the facilities.

**2.3.8 References to the Telephone Company**

The customer may advise end users that certain services are provided by the Telephone Company in connection with the service the customer furnishes to end users; however, the customer shall not represent that the Telephone Company jointly participates in the customer's services.

**2.3.9 Claims and Demands for Damages**

(A) With respect to claims of patent infringement made by third persons, the customer shall defend, indemnify, protect and save harmless the Telephone Company from and against all claims arising out of the combining with, or use in connection with, the services provided under this tariff, any circuit, apparatus, system or method provided by the customer.

**ACCESS SERVICE****2. General Regulations (Cont'd)****2.3 Obligations of the Customer (Cont'd)****2.3.9 Claims and Demands for Damages (Cont'd)**

- (B) The customer shall defend, indemnify and save harmless the Telephone Company from and against any suits, claims, losses and damages, including punitive damages, attorney fees and court costs by third persons arising out of the construction, installation, operation, maintenance, or removal of the customer's circuits, facilities, or equipment connected to the Telephone Company's services provided under this tariff including, without limitation, Worker's Compensation claims, actions for infringement of copyright and/or unauthorized use of program material, libel and slander actions based on the content of communications transmitted over the customer's circuits, facilities or equipment, and proceedings to recover taxes, fines, or penalties for failure of the customer to obtain or maintain in effect any necessary certificates, permits, licenses, or other authority to acquire or operate the services provided under this tariff; provided, however, the foregoing indemnification shall not apply to suits, claims, and demands to recover damages for damage to property, death, or personal injury unless such suits, claims or demands are based on the tortious conduct of the customer, its officers, agents or employees.
- (C) The customer shall defend, indemnify and save harmless the Telephone Company from and against any suits, claims, losses or damages, including punitive damages, attorney fees and court costs by the customer or third parties arising out of any act of omission of the customer in the course of using services provided under this tariff

**2.3.10 Coordination with Respect to Network Contingencies**

The customer shall, in cooperation with the Telephone Company, coordinate in planning the actions to be taken to maintain maximum network capability following natural or man-made disasters which affect telecommunications services.

**ACCESS SERVICE****2. General Regulations (Cont'd)****2.3 Obligations of the Customer (Cont'd)****2.3.11 Jurisdictional Report and Certification Requirements****(A) Certification Requirements — Special Access, Digital Subscriber Line Access and Public Packet Data Network Services**

When the customer orders Special Access Service, Digital Subscriber Line Access\* or Public Packet Data Network, and the customer certifies to the Telephone Company in writing that more than ten percent of the traffic is interstate, the service is considered to be interstate and is provided under this Tariff.

Following initial certification, should the jurisdictional nature of the customer's Special Access, Digital Subscriber Line Access or Public Packet Data Network Services change, the customer should inform the Telephone Company in writing of the change. The effective date of the change will be the date the Telephone Company receives the customer's notice of change. No charge applies for the jurisdictional change.

**(B) Disputes Involving Jurisdictional Certification — Special Access and Public Packet Data Network**

If a dispute arises concerning the certification of projected interstate traffic as described in Section 2.3.11(A) above, the Telephone Company will ask the customer to provide the data the customer used to determine that more than 10% of the traffic is interstate. The customer shall supply the data within thirty (30) days of the Telephone Company request. If the reply results in a jurisdictional change of a Special Access or Public Packet Data Network, the effective date of the change will be the date the Telephone Company receives the customer's reply. There is no charge when the customer's reply results in a jurisdictional change in the Special Access or Public Packet Data Network Service.

\* Digital Subscriber Line Access Service used for connections to the Internet is classified as interstate service provided under this tariff in compliance with the Federal Communications Commission's Memorandum Opinion and Order released October 30, 1998 (FCC 98-292).

**ACCESS SERVICE****2. General Regulations (Cont'd)****2.3 Obligations of the Customer (Cont'd)****2.3.11 Jurisdictional Report and Certification Requirements (Cont'd)****(C) Jurisdictional Reports — Switched Access**

For Switched Access, the Telephone Company cannot in all cases determine the jurisdictional nature of customer traffic and its related access minutes. In such cases the customer may be called upon to provide a projected estimate of its traffic, split between the interstate and intrastate jurisdictions. The following regulations govern such estimates, their reporting by the customer and cases where the Telephone Company will develop jurisdictional percentages.

**(1) General**

Except where Telephone Company measured access minutes are used as set forth following, the customer shall report the percentage of interstate use as set forth in Sections 2.3.11(C)(2) or 2.3.11(C)(3) following and such report will be used billing purposes until the customer reports a different projected interstate percentage for an in-service end office group. When the customer adds BHMC, lines or trunks to an existing end office group, the customer shall furnish a revised projected interstate percentage that applies to the total BHMC, lines or trunks.

When the customer discontinues BHMC, lines or trunks from an existing group, the customer shall furnish a revised projected interstate percentage for the remaining BHMC, lines or trunks in the end office group. The revised report will serve as the basis for future billing and will be effective on the next bill date. No prorating or back billing will be done based on the report.

Effective on the first of January, April, July and October of each year the customer shall update the interstate and intrastate jurisdictional report. The customer shall forward to the Telephone Company, to be received no later than fifteen (15) days after the first of each such month, a revised report showing the interstate and intrastate percentage of use for the past three months ending the last day of December, March, June and September, respectively, for each service arranged for interstate use.

**ACCESS SERVICE****2. General Regulations (Cont'd)****2.3 Obligations of the Customer (Cont'd)****2.3.11 Jurisdictional Report and Certification Requirements (Cont'd)****(C) Jurisdictional Reports — Switched Access (Cont'd)****(1) General (Cont'd)**

Except where the Telephone Company is billing according to actuals by jurisdiction, the revised report will serve as the basis for the next three months billing and will be effective on the bill date for that service. No prorating or back billing will be done based on the report.

If the customer does not supply the reports, the Telephone Company will assume the percentages to be the same as those provided in the last quarterly report. For those cases in which a quarterly report has never been received from the customer, the Telephone Company will assume the percentages to be the same as those provided in the order for service as set forth in Sections 2.3.11(C)(2) through 2.3.11(C)(4) following.

Pursuant to Federal Communications Commission Order FCC 85-145 released April 16, 1985, interstate usage is to be developed as though every call that enters a customer network at a point within the same state as that in which the called station (as designated by the called station telephone number) is situated is an intrastate communication and every call for which the point of entry is a state other than that where the called station (as designated by the called station telephone number) is situated is an interstate communication.

The PIUs described in Sections 2.3.11(C)(2) through 2.3.11(C)(4) following are applied to usage rated Carrier Common Line, Information Surcharge, Local Switching and Tandem Switched Transport. Separate PIUs are required for flat rated Entrance Facilities, Direct Trunked Transport and Multiplexers.

**ACCESS SERVICE****2. General Regulations (Cont'd)****2.3 Obligations of the Customer (Cont'd)****2.3.11 Jurisdictional Report and Certification Requirements (Cont'd)****(C) Jurisdictional Reports — Switched Access (Cont'd)****(2) Feature Groups A and B**

- (a) When a customer orders Feature Group A or Feature Group B Switched, the customer shall, in its order, state the projected interstate percentage for interstate usage for each Feature Group A or Feature Group B Switched Access group ordered. The term group shall be construed to mean single lines or trunks as well. If the customer discontinues some but not all of the Feature Group A or Feature Group B Switched Access in a group, it shall provide the projected interstate percentage for such services which are remaining.
- (b) For multiline hunt group or trunk group arrangements where either the interstate or the intrastate charges are based on measured usage, the interstate Feature Group A or Feature Group B Switched Access Service(s) information will be used to determine the charges.

For all groups the number of access minutes (either measured or assumed) for a group will be multiplied by the projected interstate percentage to develop the interstate access minutes. The number of access minutes for the group minus the developed interstate access minutes for the group will be the developed intrastate access minutes.

**(3) Feature Groups C and D**

When a customer orders Feature Group C or Feature Group D Switched Access, the customer may provide the projected interstate usage for each end office in its order. Alternatively the Telephone Company, where the jurisdiction can be determined from the call detail, will determine the projected interstate percentage as follows:

**ACCESS SERVICE****2. General Regulations (Cont'd)****2.3 Obligations of the Customer (Cont'd)****2.3.11 Jurisdictional Report and Certification Requirements (Cont'd)****(C) Jurisdictional Reports — Switched Access (Cont'd)****(3) Feature Groups C and D (Cont'd)**

- For originating access minutes, the projected interstate percentage will be developed on a monthly basis by end office where the Feature Group C or Feature Group D Switched Access Service access minutes are measured by dividing the measured interstate originating access minutes (the access minutes where the calling number is in one state and the called number is in another state) by the total originating access minutes, when the call detail is adequate to determine the appropriate jurisdiction.
- For terminating access minutes, the data used by the Telephone Company to develop the projected interstate percentage for originating access minutes will be used to develop the projected interstate percentage for such terminating access minutes.

When originating call details are insufficient to determine the jurisdiction for the call, the customer shall supply the projected interstate percentage or authorize the Telephone Company to use the Telephone Company developed percentage. This percentage shall be used by the Telephone Company as the projected interstate percentage for originating and terminating access minutes. The projected intrastate percentage of use will be obtained by subtracting the projected interstate percentage for originating and terminating minutes from 100 (intrastate percentage = 100 – interstate percentage).

When the customer has both interstate and intrastate Operator Services traffic, the percentage interstate usage determined for the customer's FGC or FGD service will be applied to the customer's Operator Services charges.

**ACCESS SERVICE****2. General Regulations (Cont'd)****2.3 Obligations of the Customer (Cont'd)****2.3.11 Jurisdictional Report and Certification Requirements (Cont'd)****(C) Jurisdictional Reports — Switched Access (Cont'd)****(4) Directory Assistance Service**

When a customer orders Directory Assistance Service, the customer shall in its order, provide the projected interstate percentage for terminating use in a whole number (a number of 0 through 100) for each Directory Access Service group ordered. [A method the customer may wish to adopt could be to use its terminating traffic from its premises to the involved Directory Assistance Location and calculate the projected interstate percentage as set forth in Section 2.3.11(C)(3) preceding.] The projected intrastate percentage of use will be obtained by subtracting the projected interstate percentage furnished by the customer from 100 (intrastate percentage = 100 – customer percentage).

**(D) Billing Disputes Involving Jurisdictional Reports — Switched Access**

For Switched Access, if a billing dispute arises concerning the projected interstate percentage, the Telephone Company will ask the customer to provide the data the customer uses to determine the projected interstate percentage. The Telephone Company will not request such data more than once a year. The customer shall supply the data within thirty (30) days of the Telephone Company request.

**2.3.12 Determination of Interstate Charges for Mixed Interstate and Intrastate Switched Access Service**

When mixed interstate and intrastate Switched Access Service is provided, all charges (i.e., nonrecurring, monthly and/or usage) including optional features charges, will be prorated between interstate and intrastate. The percentage determined as set forth in Section 2.3.11 preceding will serve as the basis for prorating the charges unless the Telephone Company is billing according to actuals by jurisdiction. The percentage of an Access Service to be charged as interstate is applied in the following manner:



**ACCESS SERVICE**2. General Regulations (Cont'd)2.3 Obligations of the Customer (Cont'd)2.3.12 Determination of Interstate Charges for Mixed Interstate and Intrastate Switched Access Service (Cont'd)(A) Monthly and Nonrecurring Charges

For monthly and nonrecurring chargeable rate elements, multiply the percent interstate use times the quantity of chargeable elements times the stated tariff rate.

(B) Usage Sensitive Charges

For usage sensitive (i.e., access minutes and calls) chargeable rate elements, multiply the percent interstate use times actual use (i.e., measured or Telephone Company assumed average use) times the stated tariff rate.

The interstate percentage may change as revised usage reports are submitted as set forth in Section 2.3.11 preceding.

**ACCESS SERVICE****2. General Regulations (Cont'd)****2.4 Payment Arrangements and Credit Allowances****2.4.1 Payment of Rates, Charges and Deposits****(A) Deposits**

The Telephone Company will only require a customer who has a proven history of late payments to the Telephone Company or does not have established credit, to make a deposit prior to or at any time after the provision of a service to the customer. No such deposit will be required of a customer which is a successor of a company which has established credit and has no history of late payments to the Telephone Company. Such deposit will not exceed the actual or estimated rates and charges for the service for a two-month period. The fact that a deposit has been made in no way relieves the customer from complying with the Telephone Company's regulations as to the prompt payment of bills. At such time as the provision of the service to the customer is terminated, the amount of the deposit will be credited to the customer's account and any credit balance, which may remain will be refunded.

Such a deposit will be refunded or credited to the account when the customer has established credit or, in any event, after the customer has established a one-year prompt payment record at any time prior to the termination of the provision of the service to the customer. In case of a cash deposit, for the period the deposit is held by the Telephone Company, the customer will receive interest at the same percentage rate as that set forth in Sections (C)(2)(a) or (C)(2)(b) following, whichever is lower.

The rate will be compounded daily for the number of days from the date the customer deposit is received by the Telephone Company to and including the date such deposit is credited to the customer's account or the date the deposit is refunded by the Telephone Company. Should a deposit be credited to the customer's account, as indicated above, no interest will accrue on the deposit from the date such deposit is credited to the customer's account.

**ACCESS SERVICE****2. General Regulations (Cont'd)****2.4 Payment Arrangements and Credit Allowances (Cont'd)****2.4.1 Payment of Rates, Charges and Deposits (Cont'd)****(B) Bill Dates**

The Telephone Company shall bill on a current basis all charges incurred by and credits due to the customer under this tariff attributable to services established or discontinued during the preceding billing period. In addition, the Telephone Company shall bill in advance charges for all services to be provided during the ensuing billing period except for charges associated with service usage and for the Federal Government which will be billed in arrears. The bill day (i.e., the billing date of a bill for a customer for service under this tariff), the period of service each bill covers and the payment date will be as follows:

**(1) End User Access Service, Federal Universal Service Charge, ISDN Line Ports, Digital Subscriber Line Access Service and Presubscription**

For End User Access Service, Federal Universal Service Charge, ISDN Line Ports, Digital Subscriber Line Access Service and Presubscription Service, the Telephone Company will establish a bill day each month for each end user account or advise the customer in writing of an alternate billing schedule. Alternate billing schedules shall not be established on less than 60 days notice or initiated by the Telephone Company more than twice in any consecutive 12-month period. The bill will cover End User Access Service, Federal Universal Service Charge, ISDN Line Ports and Digital Subscriber Line Access Service charges for the ensuing billing period except for End User Access Service, Federal Universal Service Charge, ISDN Line Ports and Digital Subscriber Line Access Service for the Federal Government, which will be billed in arrears. Any applicable Presubscription Charges, any known unbilled charges for prior periods and any known unbilled adjustments for prior periods for End User Access Service, Federal Universal Service Charge, ISDN Line Ports, Digital Subscriber Line Access Service and Presubscription Service will be applied to this bill. Such bills are due when rendered.

**ACCESS SERVICE****2. General Regulations (Cont'd)****2.4 Payment Arrangements and Credit Allowances (Cont'd)****2.4.1 Payment of Rates, Charges and Deposits (Cont'd)****(B) Bill Dates (Cont'd)****(1) Services Other Than End User, Federal Universal Service Charge, ISDN Line Ports, Digital Subscriber Line and Presubscription**

For Services other than End User Access Service, Federal Universal Service Charge, ISDN Line Ports, Digital Subscriber Line Access Service and Presubscription Service, the Telephone Company will establish a bill day each month for each customer account or advise the customer in writing of an alternate billing schedule. Alternate billing schedules shall not be established on less than 60-days notice or initiated by the Telephone Company more than twice in any consecutive 12-month period.

The bill will cover nonusage sensitive service charges for the ensuing billing period for which the bill is rendered, any known unbilled nonusage sensitive charges for prior periods and unbilled usage charges for the period after the last bill day through the current bill day. Any known unbilled usage charges for prior periods and any known unbilled adjustments will be applied to this bill. Payment for such bills is due in immediately available funds by the payment date, as set forth in Section 2.4.1(C) following. If payment is not received by the payment date, a late payment penalty will apply as set forth in Section 2.4.1(C) following.

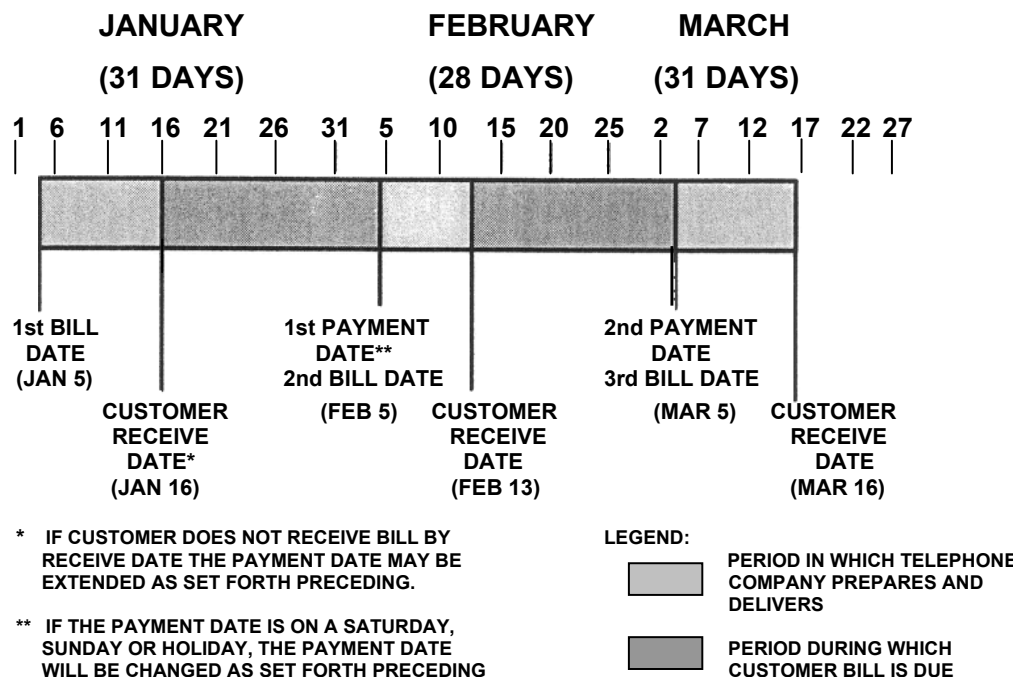
**(C) Payment Dates and Late Payment Penalties**

- (1) All bills dated as set forth in Section 2.4.1(B)(2) preceding for service, other than End User Access Service, Federal Universal Service Charge, ISDN Line Ports, Digital Subscriber Line Access Service and Presubscription Service, provided to the customer by the Telephone Company are due 31 days (payment date) after the bill day or by the next bill date (i.e., same date in the following month as the bill date), whichever is the shortest interval, except as provided herein, and are payable in immediately available funds. If the customer does not receive a bill at least 20 days prior to the 31-day payment due date, then the bill shall be considered delayed. When the bill has been delayed, upon request of the customer the due date will be extended by the number of days the bill was delayed. Such request of the customer must be accompanied with proof of late bill receipt.

**ACCESS SERVICE****2. General Regulations (Cont'd)****2.4 Payment Arrangements and Credit Allowances (Cont'd)****2.4.1 Payment of Rates, Charges and Deposits (Cont'd)****(C) Payment Dates and Late Payment Penalties (Cont'd)****(1) (Cont'd)**

If such payment date would cause payment to be due on a Saturday, Sunday, or Legal Holiday, payment for such bills will be due from the customer as follows:

- If the payment date falls on a Sunday or on a Legal Holiday, which is observed on a Monday, the payment date shall be the first non-Holiday day following such Sunday or Legal Holiday.
- If the payment date falls on a Saturday or on a Legal Holiday, which is observed on Tuesday, Wednesday, Thursday or Friday, the payment date shall be the last non-Holiday day preceding such Saturday or Legal Holiday

**EXAMPLE: CALCULATION OF PAYMENT DATES**

Issued: March 28, 2002

Effective: March 29, 2002

**ACCESS SERVICE****2. General Regulations (Cont'd)****2.4 Payment Arrangements and Credit Allowances (Cont'd)****2.4.1 Payment of Rates, Charges and Deposits (Cont'd)****(C) Payment Dates and Late Payment Penalties (Cont'd)**

(2) Further, if no payment is received by the payment date or if a payment or any portion of a payment is received by the Telephone Company after the payment date as set forth in Section 2.4.1(C)(1) preceding, or if a payment or any portion of a payment is received by the Telephone Company in funds which are not immediately available to the Telephone Company, then a late payment penalty shall be due to the Telephone Company. The late payment penalty shall be the payment or the portion of the payment not received by the payment date times a late factor. The late factor shall be the lesser of:

- (a) the highest interest rate (in decimal value) which may be levied by law for commercial transactions, compounded daily for the number of days from the payment date to and including the date that the customer actually makes the payment to the Telephone Company, or
- (b) 0.000292 per day, compounded daily for the number of days from the payment date to and including the date that the customer actually makes the payment to the Telephone Company.

**(D) Billing Disputes Resolved in Favor of the Telephone Company**

Late payment charges will apply to amounts withheld pending settlement of the dispute. Late payment charges are calculated as set forth in Section 2.4.1(C)(2) preceding except that when the customer disputes the bill on or before the payment date and pays the undisputed amount on or before the payment date, the penalty interest period shall not begin until 10 days following the payment date.

**ACCESS SERVICE****2. General Regulations (Cont'd)****2.4 Payment Arrangements and Credit Allowances (Cont'd)****2.4.1 Payment of Rates, Charges and Deposits (Cont'd)****(E) Billing Disputes Resolved in Favor of the Customer**

If the customer pays the total billed amount and disputes all or part of the amount, the Telephone Company will refund any overpayment. In addition, the Telephone Company will pay to the customer penalty interest on the overpayment. When a claim is filed within 90 days of the due date, the penalty interest period shall begin on the payment date. When a claim is filed more than 90 days after the due date, the penalty interest period shall begin from the date of the claim or the date of overpayment, whichever is later.

The penalty interest period shall end on the date that the Telephone Company actually refunds the overpayment to the customer. The penalty interest rate shall be the lesser of:

- (1) the highest interest rate (in decimal value) which may be levied by law for commercial transactions, compounded daily for the number of days from the first date to and including the last date of the period involved, or
- (2) 0.000292 per day, compounded daily for the number of days from the first date to and including the last date of the period involved.

**(F) Proration of Charges**

Adjustments for the quantities of services established or discontinued in any billing period beyond the minimum period set forth for services in other sections of this tariff will be prorated to the number of days based on a 30 day month. The Telephone Company will, upon request, furnish within 30 days of a request and at no charge to the customer such detailed information as may reasonably be required for verification of any bill.

**(G) Rounding of Charges**

When a rate as set forth in this tariff is shown to more than two decimal places, the charges will be determined using the rate shown. The resulting amount will then be rounded to the nearest penny (i.e., rounded to two decimal places).

**ACCESS SERVICE****2. General Regulations (Cont'd)****2.4 Payment Arrangements and Credit Allowances (Cont'd)****2.4.2 Minimum Periods**

The minimum period for which services are provided and for which rates and charges are applicable is one month except for the following, or as otherwise specified:

- Switched Access usage rated services
- Directory Assistance usage rated services
- Switched Access Direct Trunked Transport

The minimum period for which service is provided and for which rates and charges are applicable for a Specialized Service or Arrangement provided on an individual case basis as set forth in Section 12 following, is one month unless a different minimum period is established with the individual case filing.

When a service is discontinued prior to the expiration of the minimum period, charges are applicable, whether the service is used or not, as follows:

- (A) When a service with a one month minimum period is discontinued prior to the expiration of the minimum period, a one month charge will apply at the rate level in effect at the time service is discontinued.
- (B) When a service with a minimum period greater than one month is discontinued prior to the expiration of the minimum period, except for Special Access High Capacity Service and Optional Rate Plans as set forth in Sections 7.2.8 and 16.1.3 following, the applicable charge will be the lesser of (1) the Telephone Company's total non-recoverable costs less the net salvage value for the discontinued service or (2) the total monthly charges, at the rate level in effect at the time service is discontinued, for the remainder of the minimum period.



**ACCESS SERVICE****2. General Regulations (Cont'd)****2.4 Payment Arrangements and Credit Allowances (Cont'd)****2.4.3 Cancellation of an Order for Service**

Provisions for the cancellation of an order for service are set forth in other applicable sections of this tariff.

**2.4.4 Credit Allowance for Service Interruptions****(A) General**

A service is interrupted when it becomes unusable to the customer because of a failure of a facility component used to furnish service under this tariff or in the event that the protective controls applied by the Telephone Company result in the complete loss of service by the customer as set forth in Section 6.2.1 following. An interruption period starts when an inoperative service is reported to the Telephone Company, and ends when the service is operative.

**(B) When a Credit Allowance Applies**

In case of an interruption to any service, allowance for the period of interruption, if not due to the negligence of the customer, shall be provided.

For the following services, any period during which the error performance is below that specified for the service will be considered as an interruption.

— High Capacity (DS1)

Service interruptions for Specialized Service or Arrangements provided under Section 12 following shall be administered in the same manner as those set forth in Section 2.4.4 unless other regulations are specified with the individual case filing.

**ACCESS SERVICE****2. General Regulations (Cont'd)****2.4 Payment Arrangements and Credit Allowances (Cont'd)****2.4.4 Credit Allowance for Service Interruptions (Cont'd)****(B) When a Credit Allowance Applies (Cont'd)**

Credit allowances are computed as follows:

**(1) Special Access Service Other than Flat Rated Switched Access Service and Digital Subscriber Line Access Service Rate Elements**

For Special Access Services other than for flat rated Switched Services rate elements (i.e., Entrance Facility, Direct Trunked Transport, Multiplexing, Add/Drop Multiplexing, Customer Node, and Customer Premises Port), and for Digital Subscriber Line Access Service, no credit shall be allowed for an interruption of less than 30 minutes. The customer shall be credited for an interruption of 30 minutes or more at the rate of 1/1440 of the monthly charges for the facility or service for each period of 30 minutes or Major Fraction Thereof that the interruption continues.

The monthly charges used to determine the credit shall be as follows:

**(a) Two-Point Services**

For two-point services, the monthly charge shall be the total of all the monthly rate element charges associated with the service (i.e., two channel terminations, channel mileage and optional features and functions).

**(b) Multipoint Services**

For multipoint services, the monthly charge shall be only the total of all the monthly rate element charges associated with that portion of the service that is inoperative (i.e., a channel termination per customer designated premises, channel mileage and optional features and functions).

**ACCESS SERVICE****2. General Regulations (Cont'd)****2.4 Payment Arrangements and Credit Allowances (Cont'd)****2.4.4 Credit Allowance for Service Interruptions (Cont'd)****(B) When a Credit Allowance Applies (Cont'd)****(1) Special Access Service Other Than Flat Rated Switched Access Service and Digital Subscriber Line Access Service Rate Elements (Cont'd)****(c) Multiplexed Services**

For multiplexed services, the monthly charge shall be the total of all the monthly rate element charges associated with that portion of the service that is inoperative. When the facility which is multiplexed or the multiplexer itself is inoperative, the monthly charge shall be the total of all the monthly rate element charges associated with the service to the hub and any individual services from the hub. For Special Access, those charges include Channel Termination, Channel Mileage, and optional features and functions. For Switched Access, those charges include Entrance Facility, Direct Trunked Transport, Multiplexing and optional features and functions such as Add/Drop Multiplexing, Customer Node and Customer Premises Port.

When the service which rides a channel of the multiplexed facility is inoperative, the monthly charge shall be the total of all the monthly rate element charges associated with that portion of the service from the hub or wire center equipped for Add/Drop Multiplexing to a customer premises, Telephone Company central office, WATS office, or Public Packet Data Network Service.

**(d) Flat Rated Switched Access Service and Digital Subscriber Line Access Service Rate Elements**

For flat rated Switched Access Service rate elements, the monthly charge shall be the total of all the monthly rate element charges associated with the service (i.e., Entrance Facility, Direct Trunked Transport and Multiplexing).

For flat rated Digital Subscriber Line Service, the monthly charge shall be the total of the monthly rate element charge for the Digital Subscriber Line Access Service.

**ACCESS SERVICE**2. General Regulations (Cont'd)2.4 Payment Arrangements and Credit Allowances (Cont'd)2.4.4 Credit Allowance for Service Interruptions (Cont'd)(B) When a Credit Allowance Applies (Cont'd)(2) Switched Access and Directory Assistance Service Usage Rated Elements

For Switched Access Service and Directory Assistance Service, usage rated elements, no credit shall be allowed for an interruption of less than 24 hours. The customer shall be credited for an interruption of 24 hours or more at the rate of 1/30 of any applicable monthly rate or assumed minutes of use charge for each period of 24 hours or major fraction thereof that the interruption continues.

(3) Credit Allowances Cannot Exceed Monthly Rate

The credit allowance(s) for an interruption or for a series of interruptions shall not exceed any monthly rate for the service interrupted in any one monthly billing period.

**ACCESS SERVICE****2. General Regulations (Cont'd)****2.4 Payment Arrangements and Credit Allowances (Cont'd)****2.4.4 Credit Allowance for Service Interruptions (Cont'd)****(C) When a Credit Allowance Does Not Apply**

No credit allowance will be made for:

- (1) Interruptions caused by the negligence of the customer.
- (2) Interruptions of a service due to the failure of equipment or systems provided by the customer or others.
- (3) Interruptions of a service during any period in which the Telephone Company is not afforded access to the premises where the service is terminated.
- (4) Interruptions of a service when the customer has released that service to the Telephone Company for maintenance purposes, to make rearrangements, or for the implementation of an order for a change in the service during the time that was negotiated with the customer prior to the release of that service. Thereafter, a credit allowance as set forth in Section 2.4.4(B) preceding applies.
- (5) Interruptions of a service that continue because of the failure of the customer to authorize replacement of any element of special construction. The period for which no credit allowance is made begins on the seventh day after the customer receives the Telephone Company's written notification of the need for such replacement and ends on the day after receipt by the Telephone Company of the customer's written authorization for such replacement.
- (6) Periods when the customer elects not to release the service for testing and/or repair and continue to use it on an impaired basis.
- (7) An interruption or a group of interruptions, resulting from a common cause, that would result in credit in an amount less than one dollar.

**ACCESS SERVICE****2. General Regulations (Cont'd)****2.4 Payment Arrangements and Credit Allowances (Cont'd)****2.4.4 Credit Allowance for Service Interruptions (Cont'd)****(D) Use of an Alternative Service Provided by the Telephone Company**

Should the customer elect to use an alternative service provided by the Telephone Company during the period that a service is interrupted, the customer must pay the tariff rates and charges for the alternative service used.

**(E) Temporary Surrender of a Service**

In certain instances, the customer may be requested by the Telephone Company to surrender a service for purposes other than maintenance, testing or activity relating to a service order. If the customer consents, a credit allowance will be granted. The credit allowance will be 1/1440 of the monthly rate for each period of 30 minutes or fraction thereof that the service is surrendered. In no case will the credit allowance exceed the monthly rate for the service surrendered in any one monthly billing period.

**2.4.5 Re-establishment of Service Following Fire, Flood or Other Occurrence****(A) Nonrecurring Charges Do Not Apply**

Charges do not apply for the re-establishment of service following a fire, flood or other occurrence attributed to an Act of God provided that:

- (1) The service is of the same type as was provided prior to the fire, flood or other occurrence.
- (2) The service is for the same customer.
- (3) The service is at the same location on the same premises.
- (4) The re-establishment of service begins within 60 days after Telephone Company service is available. (The 60 day period may be extended a reasonable period if the renovation of the original location on the premises affected is not practical within the allotted time period.)

**(B) Nonrecurring Charges Apply**

Nonrecurring Charges apply for establishing service at a different location on the same premises or at different premises pending re-establishment of service at the original location.

**ACCESS SERVICE****2. General Regulations (Cont'd)****2.4 Payment Arrangements and Credit Allowances (Cont'd)****2.4.6 Title or Ownership Rights**

The payment of rates and charges by customers for the services offered under the provisions of this tariff does not assign, confer or transfer title or ownership rights to proposals or facilities developed or utilized, respectively, by the Telephone Company in the provision of such services.

**2.4.7 Access Services Provided By More Than One Telephone Company**

When an Access Service is provided by more than one Telephone Company, the Telephone Companies involved will mutually agree upon one of the billing methods as set forth in Sections 2.4.7(B) (1) and (B)(2) following based on the service being provided. The Telephone Companies will notify the customer in writing of the billing method being used. The customer will place the order for the service as set forth in Section 5.3 following dependent upon the billing method.

**(A) Non Meet Point Billing/Feature Group A**

Non Meet Point Billing under a Revenue Sharing Agreement is the generally accepted billing method for Feature Group A Switched Access Service. At the agreement of the participating Telephone Companies, Meet Point Billing may apply to jointly provided Feature Group A services as set forth in Section 2.4.7(B) following.

**(1) Single Company Billing/Revenue Sharing**

All Telephone Companies jointly providing Feature Group A service will receive an order or a copy of the order, from the customer, as specified in Section 5.3.1(A) following. The telephone company that provides the dial tone will arrange to provide the service, determine the applicable charges and bill the customer for the entire service in accordance with its Access Service tariff as provided for under a Feature Group A Revenue Sharing Agreement.

**ACCESS SERVICE****2. General Regulations (Cont'd)****2.4 Payment Arrangements and Credit Allowances (Cont'd)****2.4.7 Access Services Provided By More Than One Telephone Company (Cont'd)****(B) Meet Point Billing**

Meet Point Billing is required when an access service is provided by multiple Telephone Companies for Feature Groups B, C, and D Switched Access Services, Directory Assistance and Special Access. It is optional for Feature Group A Switched Access Service.

Each Telephone Company jointly providing the access service will receive an order or a copy of the order from the customer as specified in Section 5.3.2 following and arrange to provide the service.

For usage rated access services the access minutes of use will generally be determined by the recording company. Where the recording company is not the Bill Rendering Company, the recording company will provide detailed usage records to the Bill Rendering Company to develop the access minutes.

The Bill Rendering Company in a single bill arrangement for Feature Groups B, C, and D Switched Services, is normally the end user's end office, for WATS usage the Bill Rendering Company is normally the WATS Serving Office, for Directory Assistance, the Bill Rendering Company is normally the Directory Assistance location. The name of the Bill Rendering Company will be included in the meet point billing notification provided to the customer by all the telephone companies on all meet point billed services.

The non Bill Rendering Company(s) is any Telephone Company(s) in whose territory a segment of the Local Transport or Channel Mileage is provided and/or where the customer's Point of Termination is located.

There are two Meet Point Billing Options, Single Bill and Multiple Bill. These billing options are explained in Sections 2.4.7(B)(1) and 2.4.7(B)(2) following. The Single Bill option is the preferred method. However, when a single bill option can not be agreed to by all telephone companies providing service, the multiple bill option is the default.



**ACCESS SERVICE****2. General Regulations (Cont'd)****2.4 Payment Arrangements and Credit Allowances (Cont'd)****2.4.7 Access Services Provided By More Than One Telephone Company (Cont'd)****(B) Meet Point Billing (Cont'd)**

Each telephone company must provide meet point billing notification to the customer, in writing, when new service is ordered or thirty days prior to changing an existing meet point arrangement. The notification should include the following:

- The Meet Point Billing Option that will be used,
- The Telephone Company(s) that will render the bill(s),
- The Telephone Company(s) to whom payment(s) should be remitted, and
- The Telephone Company(s) that will provide the bill inquiry function.

A Telephone Company that renders a meet point bill, the Bill Rendering Company, will render the bill in accordance with the industry standards as described in the Multiple Exchange Carrier Access Billing (MECAB) Guidelines and the Multiple Exchange Carrier Ordering and Design (MECOD) Guidelines. The bill will include cross reference(s) to the other telephone Company(s) providing service and common circuit identifiers. Should a billing dispute arise, the terms and conditions of the Bill Rendering Company will apply.

**(1) Single Bill Option**

The single bill option allows the customer to receive one bill for services that are provided by more than one company. The single bill option provides the following two billing alternatives:

- Single Bill/Multiple Tariff and
- Single Bill/Single Tariff

These options are described following in Sections 2.4.7(B)(1)(a), and 2.4.7(B)(1)(b), respectively.

**ACCESS SERVICE**2. General Regulations (Cont'd)2.4 Payment Arrangements and Credit Allowances (Cont'd)2.4.7 Access Services Provided By More Than One Telephone Company (Cont'd)(B) Meet Point Billing (Cont'd)(1) Single Bill Option (Cont'd)(a) Single Bill/Multiple Tariff

The single bill/multiple tariff bill is prepared by the Bill Rendering Company but reflects all rates and charges for each connecting company's part of the service based on each company's access tariff.

The Bill Rendering Company will:

- determine and include all recurring and nonrecurring rates and charges for each involved Telephone Company;
- identify each involved Telephone Company's rates and charges separately on the bill;
- forward the bill to the customer and provide a copy of the bill or other substantiation of the charges to the connecting Telephone Companies; and
- advise the customer how to remit the payment, either directly to each Telephone Company involved in the provision of this meet point billed service, or, as a single payment made to the Bill Rendering Company. If payments are to be sent directly to the Bill Rendering Company, the non Bill Rendering Company(s) will provide the customer with written authorization for the payment arrangement.

**ACCESS SERVICE****2. General Regulations (Cont'd)****2.4 Payment Arrangements and Credit Allowances (Cont'd)****2.4.7 Access Services Provided By More Than One Telephone Company (Cont'd)****(B) Meet Point Billing (Cont'd)****(1) Single Bill Option (Cont'd)****(b) Single Bill/Single Tariff**

The single bill/single tariff bill provides a meet point bill that is billed completely at the Billing Rendering Company's tariff rates and regulations.

The Bill Rendering Company will:

- determine and include on the access bill all usage data and all other recurring and nonrecurring rates and charges per its access tariff; and
- forward the bill to the customer.

The customer will remit the payment to the Bill Rendering Company.

**(2) Multiple Bill Option**

Under the Multiple Bill Option each company providing the service will render an access bill to the customer for its portion of the service based on its access tariff rates and regulations. For switched access Multiple bills, the end office company is generally the Initial Billing Company (IBC). The IBC is the company that calculates the access minutes to be billed to the customer and provides this data to each connecting company providing service, i.e., the Subsequent Billing Company(s). Each company, IBC and SBC, will:

- prepare its own bill;
- determine its charge(s) for Local Transport, Directory Transport, and/or Channel Mileage as set forth in Section (3) following;

**ACCESS SERVICE****2. General Regulations (Cont'd)****2.4 Payment Arrangements and Credit Allowances (Cont'd)****2.4.7 Access Services Provided By More Than One Telephone Company (Cont'd)****(B) Meet Point Billing (Cont'd)****(2) Multiple Bill Option (Cont'd)**

- determine and include all recurring and nonrecurring rates and charges of its access tariff;
- reflect its Billing Account Reference (BAR) and all connecting company Billing Account Cross Reference (BACR) code(s);
- forward its bill to the customer.

The customer will remit payment directly to each Bill Rendering Company.

**(3) Determination of Meet Point Billed Local Transport, Directory Transport and Channel Mileage Charges**

Each Telephone Company's portion of the Local Transport, Directory Transport and Channel Mileage will be developed as follows:

- (a) Determine the appropriate Local Transport or Channel Mileage by computing the number of airline miles between the Telephone Company premises (end office, access tandem or serving wire centers Switched Access or serving wire centers for Special Access) using the V&H method set forth, respectively, in Sections 6.4.6 and 7.2.5 following.
- (b) Determine the billing percentage (BP), as set forth in NATIONAL EXCHANGE CARRIER ASSOCIATION, INC. TARIFF F.C.C. NO. 4, which represents the portion of the service provided by each Telephone Company.

**ACCESS SERVICE****2. General Regulations (Cont'd)****2.4 Payment Arrangements and Credit Allowances (Cont'd)****2.4.7 Access Services Provided By More Than One Telephone Company (Cont'd)****(B) Meet Point Billing (Cont'd)****(3) Determination of Meet Point Billed Local Transport, Directory Transport and Channel Mileage Charges (Cont'd)****(c) For Feature Groups A, B, C and D Tandem Switched Transport**

- multiply the number of originating and terminating access minutes of use routed over the facility times the number of airline miles, as set forth in Section 2.4.7(B)(3)(a) preceding, times the BP for each Telephone Company, as set forth in Section 2.4.7(B)(3)(b) preceding, times the Tandem Switched Facility rate;
- multiply the Tandem Switched Termination rate times the number of originating and terminating access minutes routed over the facility.
- When a tandem office is located within the operating territory of a Telephone Company participating in NECA's Traffic Sensitive Pool, multiply the Tandem Switching rate times the number of originating and terminating access minutes that are switched at the tandem.

The Tandem Switched Termination rate is applied as set forth in Section 6.1.3(A) following. The Switched Access Nonrecurring Charges are applied as set forth in Section 6.4.1(B) following. (Note: The BP is not applied to the Switched Access Tandem Switched Termination rate or any Nonrecurring Charge.)

**(d) For Feature Groups A, B, C, and D Direct Trunked Transport**

- multiply the number of airline miles, as set forth in Section 2.4.7(B)(3)(a) preceding, times the BP for each Telephone Company, as set forth in Section 2.4.7(B)(3)(b) preceding, times the Direct Trunked Facility rate.

**ACCESS SERVICE****2. General Regulations (Cont'd)****2.4 Payment Arrangements and Credit Allowances (Cont'd)****2.4.7 Access Services Provided By More Than One Telephone Company (Cont'd)****(B) Meet Point Billing (Cont'd)****(3) Determination of Meet Point Billed Local Transport, Directory Transport and Channel Mileage Charges (Cont'd)****(d) (Cont'd)**

- The Direct Trunked Termination rate is applied as set forth in Section 6.1.3(A) following. The Switched Access Nonrecurring Charges are applied as set forth in Section 6.4.1(B) following. (Note: The BP is not applied to either the Switched Access Direct Trunked Termination rate or any Nonrecurring Charge.)

**(e) For Feature Groups A, B, C, and D**

- When the Entrance Facility and/or Multiplexing equipment is located within the operating territory of a Telephone Company participating in NECA's Traffic Sensitive Pool, the Entrance Facility and/or Multiplexing charge will apply.
- The Billing Percentage (BP) is not applicable to the Entrance Facility and Multiplexer charges.

**(f) For Special Access, multiply the number of airline miles, as set forth in Section 2.4.7(B)(3)(a) preceding, times the BP for each Telephone Company, as set forth in Section 2.4.7(B)(3)(b) preceding, times the Channel Mileage Facility rate and add the Channel Mileage Termination rate. The Special Access Channel Mileage Termination rate and nonrecurring charges are applied as set forth in Sections 7.2.1(B)(2) and 7.2.2(C) following. (Note: The BP is not applied to either the Channel Mileage Termination Recurring Rate or any Nonrecurring Charge.)**

**ACCESS SERVICE****2. General Regulations (Cont'd)****2.4 Payment Arrangements and Credit Allowances (Cont'd)****2.4.7 Access Services Provided By More Than One Telephone Company (Cont'd)****(B) Meet Point Billing (Cont'd)****(3) Determination of Meet Point Billed Local Transport, Directory Transport and Channel Mileage Charges (Cont'd)**

(g) For Directory Assistance Service, multiply the Directory Transport rate times the number of directory assistance calls times the BP for each Telephone Company, as set forth in Section 2.4.7(B)(3)(b) preceding. The Directory Assistance Nonrecurring charge is applied as set forth in Section 9.4.1(B) following. (Note: The BP is not applied to any Nonrecurring Charge.)

(h) When three or more Telephone Companies are involved in providing an access service, the intermediate Telephone Company(s) will determine the charges as set forth in Sections 2.4.7(B)(3)(c) through 2.4.7(B)(3)(g) preceding. Additionally, when a segment of the Tandem Switched Facility, Direct Trunked Facility or Channel Mileage Facility is measured to the intermediate office(s), the Tandem Switched Termination, Direct Trunked Termination or Channel Mileage Termination rates are also applied at the intermediate Telephone Company(s) office(s).

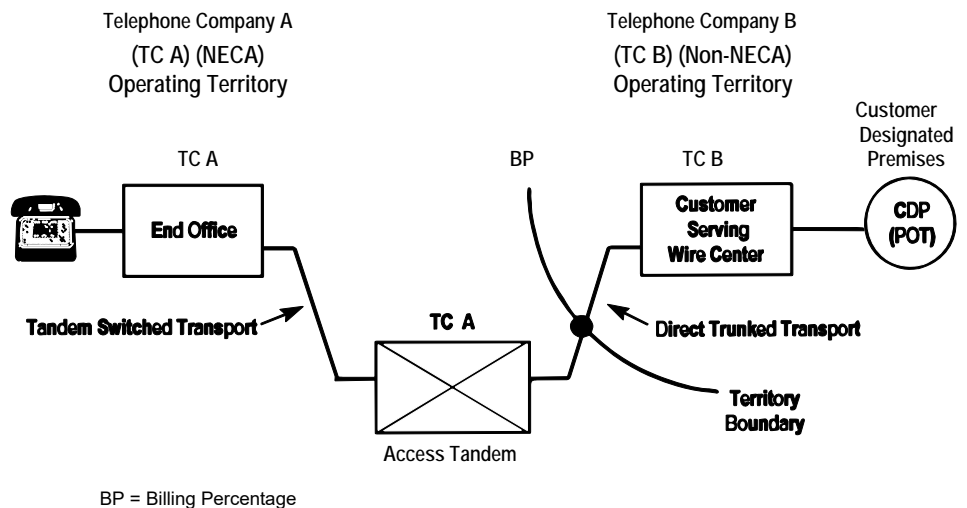
**(i) Example 1 — Switched Access****Layout**

— Feature Group D Switched Access is ordered to End Office.

— End Office and Access Tandem are in the operating territory of a Telephone Company (TC-A) participating in NECA's Traffic Sensitive Pool.

**ACCESS SERVICE****2. General Regulations (Cont'd)****2.4 Payment Arrangements and Credit Allowances (Cont'd)****2.4.7 Access Services Provided By More Than One Telephone Company (Cont'd)****(B) Meet Point Billing (Cont'd)****(3) Determination of Meet Point Billed Local Transport, Directory Transport and Channel Mileage Charges (Cont'd)****(i) Example 1 — Switched Access (Cont'd)**

— Customer Designated Premises is in the operating territory of a Telephone Company (TC-B) not participating in NECA's Traffic Sensitive Pool.





**ACCESS SERVICE****2. General Regulations (Cont'd)****2.4 Payment Arrangements and Credit Allowances (Cont'd)****2.4.7 Access Services Provided By More Than One Telephone Company (Cont'd)****(B) Meet Point Billing (Cont'd)****(3) Determination of Meet Point Billed Local Transport, Directory Transport and Channel Mileage Charges (Cont'd)**

The following example reflects the rate calculations for TC-A.

**(i) Example 1 — Switched Access (Cont'd)**

— Assume:

End Office to Access Tandem:

Airline miles from TC A End Office to TC A Access  
Tandem = 22.1, Rounded = 23.

Access Tandem to Serving Wire Center:

Airline miles from TC A Access Tandem to TC B Serving  
Wire Center = 25.6, rounded = 26.

Billing Percentage (BP)

TC A = 40%

TC B = 60%

Access Minutes = 9000

Carrier Common Line Charge = CCL

End Office Charges = EO

Tandem Switched Facility Rate = TSF

Tandem Switched Termination Rate = TST

Tandem Switching Rate = TS

Direct Trunked Facility Rate = DTF

Direct Trunked Termination Rate = DTT

— Telephone Company A charges are:

Carrier Common Line charge = 9,000 min. x CCL rate

End Office charges = 9,000 min. x EO rate

Tandem Switched Facility charge = 9,000 min. x 23 mi. x TSF rate

Tandem Switched Termination charge = 2 terminations x 9,000  
min. x TST rate

**ACCESS SERVICE**2. General Regulations (Cont'd)2.4 Payment Arrangements and Credit Allowances (Cont'd)2.4.7 Access Services Provided By More Than One Telephone Company (Cont'd)(B) Meet Point Billing (Cont'd)(3) Determination of Meet Point Billed Local Transport, Directory Transport and Channel Mileage Charges (Cont'd)(i) Example 1 — Switched Access (Cont'd)

Tandem Switching charge = 9,000 min. x TS rate

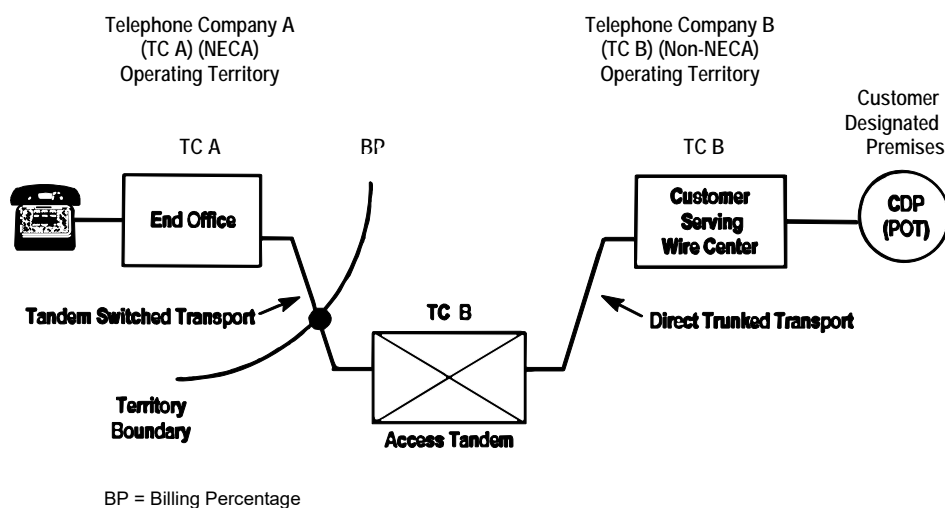
Direct Trunked Facility charge = 26 miles x DTF rate x 40%

Direct Trunked Termination charge = 1 termination x DTT rate

(j) Example 2 — Switched Access

## Layout

- Feature Group D Switched Access is ordered to End Office.
- End Office is in the operating territory of a Telephone Company (TC-A) participating in NECA's Traffic Sensitive Pool.
- Access Tandem and Customer Designated Premises are in the operating territory of a Telephone Company (TC-B) not participating in NECA's Traffic Sensitive Pool



**ACCESS SERVICE**2. General Regulations (Cont'd)2.4 Payment Arrangements and Credit Allowances (Cont'd)2.4.7 Access Services Provided By More Than One Telephone Company (Cont'd)(B) Meet Point Billing (Cont'd)(3) Determination of Meet Point Billed Local Transport, Directory Transport and Channel Mileage Charges (Cont'd)(j) Example 2 — Switched Access (Cont'd)

The following example reflects the rate calculations for TC-A.

— Assume:

End Office to Access Tandem:

Airline miles from TC A End Office to TC B Access  
Tandem = 22.1, Rounded = 23

Billing Percentage (BP)

TC A = 80%

TC B = 20%

Access Tandem to Serving Wire Center:

Airline miles from TC B Access Tandem to TC B Serving  
Wire Center = 25.6, Rounded = 26

Access Minutes = 9000

Carrier Common Line Charge = CCL

End Office Charges = EO

Tandem Switched Facility Rate = TSF

Tandem Switched Termination Rate = TST

Tandem Switching Rate = TS

Direct Trunked Facility Rate = DTF

Direct Trunked Termination Rate = DTT

**ACCESS SERVICE**2. General Regulations (Cont'd)2.4 Payment Arrangements and Credit Allowances (Cont'd)2.4.7 Access Services Provided By More Than One Telephone Company (Cont'd)(B) Meet Point Billing (Cont'd)(3) Determination of Meet Point Billed Local Transport, Directory Transport and Channel Mileage Charges (Cont'd)(j) Example 2 — Switched Access (Cont'd)

— Telephone Company A charges are:

Carrier Common Line charge = 9,000 min. x CCL rate

End Office charges = 9,000 min. x EO rate

Tandem Switched Facility charge = 9,000 min. x 23 mi. x TSF  
rate x 80%

Tandem Switched Termination charge = 1 termination x 9,000  
min. x TST rate

2.5 Connections Equipment and systems (i.e., terminal equipment, multiline terminating systems and communications systems) may be connected with Switched, Digital Subscriber Line, Special, and Public Packet Data Network Services furnished by the Telephone Company where such connection is made in accordance with the provisions specified in Technical Reference Publication AS No. 1 and in Section 2.1 preceding.

**ACCESS SERVICE****2. General Regulations (Cont'd)****2.6 Definitions**

Certain terms used herein are defined as follows:

**800 Data Base**

The term “800 Data Base Service” denotes a service which uses a data base system to identify 800 access customers on a 10-digit basis. For purposes of administering the rules and regulations set forth in this tariff regarding the provision of 800 Database Access, except where otherwise specified, 800 Database Service shall include the following service access codes 800, 888, 877, 866, 855, 844, 833, and 822.

**800 Series**

The term 800 series denotes the service access codes of 800, 888, 877, 866, 855, 844, 833, and 822.

**Access Code**

The term “Access Code”, with the exception of Feature Group B (FGB) with an Abbreviated Dial Arrangement (ADA), denotes a uniform access code assigned by the Telephone Company to an individual customer in the form 101XXXX and 950-XXXX. Access codes for FGB with an ADA are explained in Section 6.9.2 following.

**Access Minutes**

For the purpose of calculating chargeable usage, the term “Access Minutes” denotes customer usage of exchange facilities in the provision of interstate or foreign service. On the originating end of an interstate or foreign call, usage is measured from the time the originating end user’s call is delivered by the Telephone Company to and acknowledged as received by the customer’s facilities connected with the originating exchange. On the terminating end of an interstate or foreign call, usage is measured from the time the call is received by the end user in the terminating exchange. Timing of usage at both originating and terminating ends of an interstate or foreign call shall terminate when the calling or called party disconnects, whichever event is recognized first in the originating and terminating exchanges, as applicable.

**Access Tandem**

The term “Access Tandem” denotes a Telephone Company or centralized equal access provider switching system that provides a concentration and distribution function for originating or terminating traffic between end offices and a customer-designated premises.

**ACCESS SERVICE****2. General Regulations (Cont'd)****2.6 Definitions (Cont'd)****Add/Drop Multiplexing**

The term “Add/Drop Multiplexing” donates a multiplexing function offered in connection with SONET that allows lower level signals to be added or dropped from a high-speed optical carrier channel in a wire center. The connection to the add/drop multiplexer is via a channel to a Central Office Port at a specific digital speed (i.e., DS3, DS1, etc.).

**Advanced Intelligent Network (AIN)**

The term “Advanced Intelligent Network (AIN)” donates a telecommunications network architecture that uses databases to facilitate call processing, call routing, and network management, allowing carriers to change the routing of both inbound and outbound calls from moment to moment.

**Aggregator**

The term “Aggregator” donates any entity that, in the ordinary course of its operations, makes telephones available to the public or to transient users of its premises, for interstate telephone calls using a provider of operator services.

**Answer/Disconnect Supervision**

The term “Answer/Disconnect Supervision” donates the transmission of the switch trunk equipment supervisory signal (off-hook or on-hook) to the customer’s point of termination as an indication that the called party has answered or disconnected.

**Asymmetric Digital Subscriber Line (ADSL)**

The term “Asymmetric Digital Subscriber Line (ADSL)” donates an access technology that allows voice and high- speed data to be sent simultaneously over local exchange service copper facilities. ADSL supports data rates of up to 1.544 Mbps when receiving data (downstream rate) and up to 256 kbps when sending data (upstream rate).

**Attenuation Distortion**

The term “Attenuation Distortion” donates the difference in loss at specified frequencies relative to the loss at 1004 Hz, unless otherwise specified.

**Automatic Number Identification (ANI)**

The term “Automatic Number Identification” denotes the Multi-Frequency (MF) signaling parameter that identifies the billing number of the calling party.

(N)  
|  
(N)

Transmittal No. 107

Issued: January 13, 2012

Effective: January 28, 2012

**ACCESS SERVICE****2. General Regulations (Cont'd)****2.6 Definitions (Cont'd)****Balance (100 Type) Test Line**

The term "Balance (100 Type) Test Line" denotes an arrangement in an end office, which provides for balance and noise testing.

**Benchmark Rate**

Switched Access Service rate as set by the FCC in CC Docket No. 96-262, FCC 01-146. This benchmark rate should eventually be equivalent to the switched access rate of the incumbent provider operating in the CLEC's service area.

**Bit**

The term "Bit" denotes the smallest unit of information in the binary system of notation.

**Business Day**

The term "Business Day" denotes the times of day that a company is open for business. Generally, in the business community, these are 8:00 or 9:00 a.m. to 5:00 or 6:00 p.m., respectively, with an hour for lunch, Monday through Friday, resulting in a standard forty (40) hour work week. However, Business Day hours for the Telephone Company may vary based on company policy, union contract and location. To determine such hours for an individual company, or company location, that company should be contacted at the address shown under the Issuing Carrier's name listed on Title Pages 2 through 4 preceding.

**Busy Hour Minutes of Capacity (BHMC)**

The term "Busy Hour Minutes of Capacity (BHMC)" denotes the customer specified maximum amount of Switched Service and/or Directory Assistance Service access minutes the customer expects to be handled in an end office switch during any hour in an 8:00 a.m. to 11:00 p.m. period for the Feature Group and/or Directory Assistance Service ordered. This customer specified BHMC quantity is the input data the Telephone Company uses to determine the number of transmission paths for the Feature Group and/or Directory Assistance Service ordered.

**Call**

The term "Call" denotes a customer attempt for which complete address information (e.g., 0-, 911, or 10 digits) is provided to the serving dial tone office.

**ACCESS SERVICE****2. General Regulations (Cont'd)****2.6 Definitions (Cont'd)****Calling Party Number (CPN)**

The term “Calling Party Number” denotes the SS7 signaling parameter that identifies the subscriber line number or directory number of the calling party.

(N)  
|  
(N)

**Carrier Identification Code (CIC)**

The term “Carrier Identification Code (CIC)” denotes a numeric code assigned by the North American Numbering Plan (NANP) Administrator for the provisioning of Feature Group B or Feature Group D Switched Services. The numeric code is unique to each carrier and is used by the Telephone Company to route switched access traffic to the Customer Designated Premises.

**Carrier or Common Carrier**

*See* Interexchange Carrier

**CCS**

The term “CCS” denotes a hundred call seconds, which is a standard unit of traffic load that is equal to 100 seconds of usage or capacity of a group of servers (e.g., trunks).

**Central Office**

*See* End Office

**Central Office Maintenance Technician**

The term “Central Office Maintenance Technician” denotes a Telephone Company employee who performs installation and/or repair work, including testing and trouble isolation, within the Telephone Company Central Office.

**Central Office Prefix**

The term “Central Office Prefix” denotes the first three digits (NXX) of the seven-digit telephone number assigned to a customer’s Telephone Exchange Service when dialed on a local basis.

**Channel(s)**

The term “Channel(s)” denotes an electrical or photonic, in the case of fiber optic-based transmission systems, communications path between two or more points of termination.

Transmittal No. 107

Issued: January 13, 2012

Effective: January 28, 2012



**ACCESS SERVICE****2. General Regulations (Cont'd)****2.6 Definitions (Cont'd)****Channel Service Unit**

The term “Channel Service Unit” denotes equipment, which performs one or more of the following functions: termination of a digital facility, regeneration of digital signals, detection and/or correction of signal format error, and remote loop back.

**Channelize**

The term “Channelize” denotes the process of multiplexing-demultiplexing wider bandwidth or higher speed channels into narrower bandwidth or lower speed channels.

**Charge Number (CN)**

The term “Charge Number” denotes the SS7 signaling parameter that identifies the billing telephone number of the calling party.

(N)  
|  
(N)**Clear Channel Capability**

The term “Clear Channel Capability” denotes the ability to transport twenty-four 64 Kbps over a DS1 Mbps High Capacity service via a B8ZS line code format.

**C-Message Noise**

The term “C-Message Noise” denotes the frequency weighted average noise within an idle voice channel. The frequency weighting, called C-message, is used to simulate the frequency characteristic of the 500-type telephone set and the hearing of the average subscriber.

**C-Notched Noise**

The term “C-Notched Noise” denotes the C-message frequency weighted noise on a voice channel with a holding tone, which is removed at the measuring end through a notch (very narrow band) filter.

**Committed Information Rate**

The term “Committed Information Rate” denotes the transmission speed specified by the customer at which the Frame Relay Access Service network commits to transfer data between two ports.

**Common Channel Signaling**

The term “Common Channel Signaling” (CCS) denotes a high-speed packet switched communications network, which is separate (out of band) from the public packet switched and message networks. Its purpose is to carry addressed signaling messages for individual trunk circuits and/or database related services between Signaling Points in the CCS network.

Transmittal No. 107

Issued: January 13, 2012

Effective: January 28, 2012

**ACCESS SERVICE****2. General Regulations (Cont'd)****2.6 Definitions (Cont'd)****Common Line**

The term “Common Line” denotes a line, trunk, pay telephone line or other facility provided under the general and/or local exchange service tariffs of the Telephone Company, terminated on a central office switch. A common line-residence is a line or trunk provided under the residence regulations of the general and/or local exchange service tariffs. A common line-business is a line provided under the business regulations of the general and/or local exchange service tariffs.

**Communications System**

The term “Communications System” denotes channels and other facilities, which are capable of communications between terminal equipment provided by other than the Telephone Company.

**Customer(s)**

The term “Customer(s)” denotes any individual, partnership, association, joint-stock company, trust, corporation, or governmental entity or other entity which subscribes to the services offered under this tariff, including but not limited to End Users, Interexchange Carriers (ICs) and other telecommunications carriers or providers originating or terminating Toll VoIP-PSTN Traffic. (C) (C)

**Customer Designated Premises**

The term “Customer Designated Premises” denotes the premises specified by the customer for the provision of service.

**Customer Node**

The term “Customer Node” denotes Telephone Company provided equipment located at a customer designated premises that terminates a high speed optical channel.

**Data Transmission (107 Type) Test Line**

The term “Data Transmission (107 Type) Test Line” denotes an arrangement, which provides for a connection to a signal source, which provides test signals for one-way testing of data and voice transmission parameters.

---

Transmittal No. 107

Issued: January 13, 2012

Effective: January 28, 2012

**ACCESS SERVICE****2. General Regulations (Cont'd)****2.6 Definitions (Cont'd)****Decibel**

The term “Decibel” donates a unit used to express relative difference in power, usually between acoustic or electric signals, equal to ten (10) times the common logarithm of the ratio of two signal powers.

**Decibel Reference Noise C-Message Referenced to 0**

The term “Decibel Reference Noise C-Message Referenced to 0” donates noise power in "Decibel Reference Noise C-Message Weighting" referred to or measured at a zero transmission level point.

**Decibel Reference Noise C-Message Weighting**

The term “Decibel Reference Noise C-Message Weighting” donates noise power measurements with C-Message Weighting in decibels relative to a reference 1000 Hz tone of 90 dB below 1 milliwatt.

**Detail Billing**

The term “Detail Billing” donates the listing of each message and/or rate element for which charges to a customer are due on a bill prepared by the Telephone Company.

**Digital Subscriber Line (DSL)**

The term “Digital Subscriber Line (DSL)” donates an access technology that allows simultaneous voice and high-speed data to be sent over local exchange service copper facilities. Digital Switched 56 Service A switched access optional feature available with Feature Group C and Feature Group D Access, which provides for data transmission at up to 56 Kilobits per second.

**Digital Switched 56 Service**

A switched access optional feature available with Feature Group C and Feature Group D Access, which provides for data transmission at up to 56 Kilobits per second.

**Direct-Trunked Transport**

The term “Direct-Trunked Transport” donates transport from the serving wire center to the end office or from the serving wire center to the access tandem on circuits dedicated to the use of a single customer.

**ACCESS SERVICE****2. General Regulations (Cont'd)****2.6 Definitions (Cont'd)****Directory Assistance (Interstate)**

The term “Directory Assistance” denotes the provision of telephone numbers by a Telephone Company operator when the operator location is accessed by a customer by dialing NPA + 555-1212 or 555-1212.

**Directory Assistance Location (Interstate)**

The term “Directory Assistance Location” denotes a Telephone Company office where telephone company equipment first receives the Directory Assistance call from the customer’s end user and selects the first operator position to respond to the Directory Assistance call.

**Dual Tone Multifrequency Address Signaling**

The term “Dual Tone Multifrequency Address Signaling” denotes a type of signaling that is an optional feature of Switched Access Feature Group A. It may be utilized when Feature Group A is being used in the terminating direction (from the point of termination with the customer to the local exchange end office). An office arranged for Dual Tone Multifrequency Signaling would expect to receive address signals from the customer in the form of Dual Tone Multifrequency signals.

**Echo Control**

The term “Echo Control” denotes the control of reflected signals in a telephone transmission path.

**Echo Path Loss**

The term “Echo Path Loss” denotes the measure of reflected signal at a 4-wire point of interface without regard to the send and receive Transmission Level Point.

**Echo Return Loss**

The term “Echo Return Loss” denotes a frequency weighted measure of return loss over the middle of the voiceband (approximately 500 to 2500 Hz), where talker echo is most annoying.

**ACCESS SERVICE****2. General Regulations (Cont'd)****2.6 Definitions (Cont'd)****Effective 2-Wire**

The term "Effective 2-Wire" donates a condition that permits the simultaneous transmission in both directions over a channel, but it is not possible to insure independent information transmission in both directions. Effective 2-wire channels may be terminated with 2-wire or 4-wire interfaces.

**Effective 4-Wire**

The term "Effective 4-Wire" donates a condition, which permits the simultaneous independent transmission of information in both directions over a channel. The method of implementing effective 4-wire transmission is at the discretion of the Telephone Company (physical, time domain, frequency-domain separation or echo cancellation techniques). Effective 4-wire channels may be terminated with a 2-wire interface at the customer's premises. However, when terminated 2-wire, simultaneous independent transmission cannot be supported because the two-wire interface combines the transmission paths into a single path.

**End Office**

The term "End Office" donates a local Telephone Company switching system where Telephone Exchange Service customer station loops are terminated for purposes of interconnection to each other and to trunks. This term includes Remote Switching Modules/Systems served by a Host Central Office in a different wire center.

**End User**

The term "End User" means any customer of an interstate or foreign telecommunications service that is not a carrier, except that a carrier other than a telephone company shall be deemed to be an end user when such carrier uses a telecommunications service for administrative purposes, and a person or entity that offers telecommunications service exclusively as a reseller shall be deemed to be an end user if all resale transmissions offered by such reseller originate on the premises of such reseller.

**Enhanced Service**

The term "Enhanced Service", as defined in Part 64 of the F.C.C.'s Rules and Regulations, are services "... offered over common carrier transmission facilities used in interstate communications, which employ computer processing applications that act on the format, content, code, protocol or similar aspects of the subscriber's transmitted information; provide the subscriber additional, different, or restructured information; or involve subscriber interaction with stored information."

**ACCESS SERVICE****2. General Regulations (Cont'd)****2.6 Definitions (Cont'd)****Entrance Facility**

The term “Entrance Facility” donates a Switched Service dedicated Local Transport facility between the customer’s serving wire center and the customer-designated premises.

**Entry Switch**

*See* First Point of Switching

**Envelope Delay Distortion**

The term “Envelope Delay Distortion” donates a measure of the linearity of the phase versus frequency of a channel.

**Equal Level Echo Path Loss**

The term “Equal Level Echo Path Loss” (ELEPL) denotes the measure of Echo Path Loss (EPL) at a 4-wire interface, which is corrected by the difference between the send and receive Transmission Level Point (TLP). [ELEPL = EPL - TLP (send) + TLP (receive).]

**Exchange**

The term “Exchange” donates a unit generally smaller than a local access and transport area, established by the Telephone Company for the administration of communications service in a specified area, which usually embraces a city, town or village and its environs. It consists of one or more central offices together with the associated facilities used in furnishing communications service within that area. The exchange includes any Extended Area Service area that is an enlargement of a Telephone Company’s exchange area to include nearby exchanges. One or more designated exchanges comprise a given local access and transport area.

**Exit Message**

The term “Exit Message” donates an SS7 message sent to an end office by the Telephone Company’s tandem switch to mark the Carrier Connect Time when the Telephone Company’s tandem switch sends an Initial Address Message to an interexchange customer.

**ACCESS SERVICE****2. General Regulations (Cont'd)****2.6 Definitions (Cont'd)****Expected Measured Loss**

The term “Expected Measured Loss” donates a calculated loss that specifies the end-to-1004-Hz loss on a terminated test connection between two readily accessible manual or remote test points. It is the sum of the inserted connection loss and test access loss including any test pads.

**Extended Area Service**

*See Exchange*

**Extended PVC**

The term “Extended PVC” donates the interconnection of a port on a Telephone Company’s frame relay network with a port on another interconnected Telephone Company’s frame relay network.

**First Point of Switching**

The term “First Point of Switching” donates the first Telephone Company or centralized equal access provider location at which switching occurs on the terminating path of a call proceeding from the customer designated premises to the terminating end office and, at the same time, the last Telephone Company or centralized equal access provider location at which switching occurs on the originating path of a call proceeding from the originating end office to the customer designated premises.

**Frame**

The term “Frame” donates a group of data bits in a specific format, which enables network equipment to recognize the meaning and purpose of the specific bits.

**Frame Relay Access Connection**

The term “Frame Relay Access Connection” donates the physical facility, including the associated port, between the end user’s data terminal equipment and the Telephone Company’s frame relay switch.

## ACCESS SERVICE

### 2. General Regulations (Cont'd)

#### 2.6 Definitions (Cont'd)

##### Frame Relay Service

The term “Frame Relay Service” donates a medium-speed, connection-oriented packet-switched data service that allows for the interconnection of Local Area Networks or other compatible customer premises equipment for the purpose of connecting to an interstate frame relay network.

##### Frame Relay End User Port

The term “Frame Relay End User Port” donates the physical location in the Telephone Company switching office where the Special Access facility of the customer connects to the Frame Relay Service network. It specifies how a frame relay switch sends and receives data from a frame relay end user customer’s LAN or other compatible CPE devices.

##### Frame Relay Inter-network Connection

The term “Frame Relay Inter-network Connection” donates the physical facility, including the associated port, between the access customer’s frame relay network and the Telephone Company’s frame relay switch.

##### Frame Relay Inter-network Customer Port

The term “Frame Relay Inter-network Customer Port” donates the physical location in the Telephone Company switching office where the access customer’s Special Access facility connects to the Telephone Company’s Frame Relay Service network. It specifies how a frame relay switch sends and receives data from a frame relay access customer’s network.

##### Frequency Shift

The term “Frequency Shift” donates the change in the frequency of a tone as it is transmitted over a channel.

##### Grandfathered

The term “Grandfathered” donates Terminal Equipment, Multiline Terminating Systems and Protective Circuitry directly connected to the facilities utilized to provide services under the provisions of this tariff, and which are considered grandfathered under Part 68 of the F.C.C.’s Rules and Regulations.



**ACCESS SERVICE****2. General Regulations (Cont'd)****2.6 Definitions (Cont'd)****Host Central Office**

The term "Host Central Office" denotes an electronic local Telephone Company End Office where Telephone Exchange Service customer station loops are terminated for purposes of interconnection to each other and to trunks. Additionally, this type of End Office contains the central call processing functions, which service itself and its Remote Switching Modules/Systems.

**Hub**

The term "Hub" denotes a wire center at which bridging or multiplexing functions are performed for customers served out of any wire center.

**Immediately Available Funds**

The term "Immediately Available Funds" denotes a corporate or personal check drawn on a bank account and funds, which are available for use by the receiving party on the same day on which they are received and include U.S. Federal Reserve bank wire transfers, U.S. Federal Reserve notes (paper cash), U.S. coins, U.S. Postal Money Orders and New York Certificates of Deposit.

**Impedance Balance**

The term "Impedance Balance" denotes the method of expressing Echo Return Loss and Singing Return Loss at a 4-wire interface whereby the gains and/or loss of the 4-wire portion of the transmission path, including the hybrid, are not included in the specification.

**Impulse Noise**

The term "Impulse Noise" denotes any momentary occurrence of the noise on a channel over a specified level threshold. It is evaluated by counting the number of occurrences, which exceed the threshold.

**Individual Case Basis**

The term "Individual Case Basis" denotes a condition in which the regulations, if applicable, rates and charges for an offering under the provisions of this tariff are developed based on the circumstances in each case.

**ACCESS SERVICE****2. General Regulations (Cont'd)****2.6 Definitions (Cont'd)****Initial Address Message**

The term “Initial Address Message” donates an SS7 message sent in the forward direction to initiate trunk set up, reserve an outgoing trunk and process the information about that trunk along with other data relating to the routing and handling of the call to the next switch.

**Inserted Connection Loss**

The term “Inserted Connection Loss” donates the 1004 Hz power difference (in dB) between the maximum power available at the originating end and the actual power reaching the terminating end through the inserted connection.

**Installation and Repair Technician**

The term “Installation and Repair Technician” donates a Telephone Company employee who performs installation and/or repair work, including testing and trouble isolation, outside of the Telephone Company Central Office and generally at the customer designated premises.

**Interexchange Carrier (IC) or Interexchange Common Carrier**

The terms “Interexchange Carrier” (IC) or “Interexchange Common Carrier” donates any individual, partnership, association, joint-stock company, trust, governmental entity or corporation engaged for hire in interstate or foreign communication by wire or radio, between two or more exchanges.

**Intermediate Hub**

The term “Intermediate Hub” donates a wire center at which bridging or multiplexing functions are performed only for customers served by that wire center and wire centers that subtend the hub, as specified in National Exchange Carrier Association, Inc. Tariff F.C.C. No. 4.

**Intermodulation Distortion**

The term “Intermodulation Distortion” donates a measure of the nonlinearity of a channel. It is measured using four tones, and evaluating the ratios (in dB) of the transmitted composite four-tone signal power to the second-order products of the tones (R2), and the third-order products of the tones (R3).

**ACCESS SERVICE**General Regulations (Cont'd)2.6 Definitions (Cont'd)Internet Protocol (IP) Signaling

The term "Internet Protocol (IP) Signaling" denotes a packet data-oriented protocol used for communicating call signaling information.

(N)  
|  
(N)

Interstate Communications

The term "Interstate Communications" denotes both interstate and foreign communications.

Intrastate Communications

The term "Intrastate Communications" denotes any communications within a state subject to oversight by a state regulatory commission as provided by the laws of the state involved.

Legal Holiday

The term "Legal Holiday" denotes days other than Saturday or Sunday for which the Telephone Company is normally closed. These include New Year's Day, Independence Day, Thanksgiving Day, Christmas Day and a day when Washington's Birthday, Memorial Day or Columbus Day is legally observed and other locally observed holidays when the Telephone Company is closed.

Line Side Connection

The term "Line Side Connection" denotes a connection of a transmission path to the line side of a local exchange switching system.

Local Access and Transport Area (LATA)

The term "Local Access and Transport Area" denotes a geographic area established for the provision and administration of communications service. It encompasses one or more designated exchanges, which are grouped to serve common social, economic and other purposes.

Local Area Network

The term "Local Area Network" denotes a network permitting the interconnection and intercommunication of a group of computers.

---

Transmittal No. 107

Issued: January 13, 2012

Effective: January 28, 2012

**ACCESS SERVICE****2. General Regulations (Cont'd)****2.6 Definitions (Cont'd)****Local Number Portability (LNP)**

The term “Local Number Portability (LNP)” denotes the ability of an end user of local exchange telecommunications service to retain an existing telephone number without impairment of quality, reliability, or convenience when switching from one local exchange telecommunications carrier to another.

(M)

(M)

**Location Routing Number (LRN)**

The term “Location Routing Number (LRN)” denotes a unique NPA-NXX-XXXX that serves as a routing number associated with a central office switch that has subscribers that have transferred their telephone numbers from one local exchange telecommunications carrier to another.

**Loss Deviation**

The term “Loss Deviation” denotes the variation of the actual loss from the designed value.

**Major Fraction Thereof**

The term “Major Fraction Thereof” denotes any period of time in excess of 1/2 of the stated amount of time. As an example, in considering a period of 24 hours, a major fraction thereof would be any period of time in excess of 12 hours exactly. Therefore, if a given service is interrupted for a period of thirty-six hours and fifteen minutes, the customer would be given a credit allowance for two twenty-four hour periods for a total of forty-eight hours.

**Message**

The term “Message” denotes a “call” as defined preceding.

**Milliwatt (102 Type) Test Line**

The term “Milliwatt (102 Type) Test Line” denotes an arrangement in an end office which provides a 1004 Hz tone at 0 dBm0 for one-way transmission measurements toward the customer’s premises from the Telephone Company end office.

**Multi-Frequency (MF) Signaling**

The term “Multi-Frequency (MF) Signaling” denotes an in-band signaling method in which call signaling information is transmitted between network switches using the same voiceband channel used for voice.

(N)

(N)

**ACCESS SERVICE****2. General Regulations (Cont'd)****2.6 Definitions (Cont'd)****N-1 Carrier**

The term “N-1 Carrier” donates the telecommunications carrier, prior to the terminating carrier, responsible for querying an LNP database to determine the routing of a call for a number portable NXX code.

(M)

(M)

**Network Control Signaling**

The term “Network Control Signaling” donates the transmission of signals used in the telecommunications system which perform functions such as supervision (control, status, and charge signals), address signaling (e.g., dialing), calling and called number identifications, rate of flow, service selection error control and audible tone signals (call progress signals indicating re-order or busy conditions, alerting, coin denominations, coin collect and coin return tones) to control the operation of the telecommunications system.

**Nonsynchronous Test Line**

The term “Nonsynchronous Test Line” donates an arrangement in step-by- step end offices which provides operational tests which are not as complete as those provided by the synchronous test lines, but can be made more rapidly.

**North American Numbering Plan**

The term “North American Numbering Plan” donates a three-digit area code (Numbering Plan Area - NPA) and a seven-digit telephone number made up of a three-digit Central Office prefix plus a four-digit station number.

**Off-hook**

The term “Off-hook” donates the active condition of Switched Access or a Telephone Exchange Service line.

**On-hook**

The term “On-hook” donates the idle condition of Switched Access or a Telephone Exchange Service line.

**Open Circuit Test Line**

The term “Open Circuit Test Line” donates an arrangement in an end office, which provides an ac open circuit termination of a trunk or line by means of an inductor of several Henries.

Transmittal No. 107

Issued: January 13, 2012

Effective: January 28, 2012

**ACCESS SERVICE****2. General Regulations (Cont'd)****2.6 Definitions (Cont'd)****Optical Carrier Channel**

The term “Optical Carrier Channel” donates the high- speed optical communications path for transporting information utilizing a Synchronous Optical Channel platform. The channel is provided at transmission rates of 155.52 Mbps (OC3) and 622.08 Mbps (OC12).

**Optical Carrier Rate (OC-N)**

The term “Optical Carrier Rate” donates the line rate being transmitted on an optical carrier channel. A SONET transmission rate is equivalent to “N” times the OC1 line rate of 51.84 Mbps.

**Optical Carrier Rate Concatenated**

The term “Optical Carrier Rate Concatenated” donates the transmission of a combined signal formed by linking together multiple individual signals.

**Optical Line Termination**

The term “Optical Line Termination” donates the network interface on the customer designated premises equipment that provides for an optical handoff.

**Originating Direction**

The term “Originating Direction” donates the use of access service for the origination of calls from an End User Premises to a Customer’s Premises.

(C)

**Pay Telephone**

The term “Pay Telephone” donates a coin or coinless instrument provided in a public or semipublic place where Payphone Service Provider customers can originate telephonic communications and pay the applicable charges by (1) inserting coins into the equipment, or (2) using a credit card, or (3) third party billing the call or (4) calling collect.

**Payphone Service Provider**

The term “Payphone Service Provider” donates an entity that provides pay telephone service, which is the provision of public, semi-public or inmate pay telephone service.

Transmittal No. 107

Issued: January 13, 2012

Effective: January 28, 2012

**ACCESS SERVICE****2. General Regulations (Cont'd)****2.6 Definitions (Cont'd)****Permanent Virtual Connection (PVC)**

The term “PVC” donates a software defined communications path between two port connections within the Frame Relay Access Service network.

**Phase Jitter**

The term “Phase Jitter” donates the unwanted phase variations of a signal.

**Point of Termination**

The term “Point of Termination” donates the point of demarcation within a customer-designated premises at which the Telephone Company’s responsibility for the provision of Access Service ends.

**Premises**

The term “Premises” donates a building or buildings on continuous property (except Railroad Right-of-Way, etc.) not separated by a public highway.

**Registered Equipment**

The term “Registered Equipment” donates the customer’s premises equipment that complies with and has been approved within the Registration Provisions of Part 68 of the F.C.C.’s Rules and Regulations.

**Release Message**

The term “Release Message” donates an SS7 message sent in either direction to indicate that a specific circuit is being released.

**Remote Switching Modules/Systems**

The term “Remote Switching Modules/Systems” denotes small, remotely controlled electronic end office switches which obtain their call processing capability from an electronic Host Central Office. The Remote Switching Modules/Systems cannot accommodate direct trunks. (C)

---

Transmittal No. 107

Issued: January 13, 2012

Effective: January 28, 2012

**ACCESS SERVICE****2. General Regulations (Cont'd)****2.6 Definitions (Cont'd)****Return Loss**

The term "Return Loss" donates a measure of the similarity between the two impedances at the junction of two transmission paths. The higher the return loss, the higher the similarity.

**Service Access Code**

The term "Service Access Code" donates a 3-digit code in the NPA format which is used as the first three digits of a 10-digit address and which is assigned for special network uses. Whereas NPA codes are normally used for identifying specific geographical areas, certain Service Access Codes have been allocated in the North American Numbering Plan to identify generic services or to provide access capability. Examples of Service Access Codes include the 800 and 900 codes.

**Service Switching Point (SSP)**

The term "Service Switching Point" donates an end office or tandem, which in addition to having SS7 and SP capabilities, is also equipped to query centralized data bases.

**Serving Wire Center**

The term "Serving Wire Center" donates the wire center from which the customer-designated premises would normally obtain dial tone from the Telephone Company.

**Seven Digit Manual Test Line**

The term "Seven Digit Manual Test Line" donates an arrangement, which allows the Customer to select balance, milliwatt and synchronous test lines by manually dialing a seven digit number over the associated access connection.

**Shortage of Facilities or Equipment**

The term "Shortage of Facilities or Equipment" donates a condition, which occurs when the Telephone Company does not have appropriate cable, switching capacity, bridging or, multiplexing equipment, etc., necessary to provide the Access Service requested by the customer.



**ACCESS SERVICE****2. General Regulations (Cont'd)****2.6 Definitions (Cont'd)****Short Circuit Test Line**

The term “Short Circuit Test Line” donates an arrangement in an end office, which provides for an ac short circuit termination of a trunk or line by means of a capacitor of at least four microfarads.

**Signal-to-C-Notched Noise Ratio**

The term “Signal-to-C-Notched Noise Ratio” donates the ratio in dB of a test signal to the corresponding C-Notched Noise.

**Signal Transfer Point (STP)**

The term “Signal Transfer Point (STP)” donates a packet switch, which provides access to the Telephone Company’s SS7 network and performs SS7 message signal routing and screening.

**Signal Transfer Point (STP) Port**

The term “Signal Transfer Point (STP) Port” donates the point of termination and interconnection to the STP. 2.

**Signaling Point (SP)**

The term “Signaling Point (SP)” donates an SS7 network interface element capable of originating and terminating SS7 trunk signaling messages.

**Signaling Point of Interface (SPOI)**

The term “Signaling Point of Interface (SPOI)” donates the customer designated location where the SS7 signaling information is exchanged between the Telephone Company and the customer.

**Signaling Return Loss**

The term “Signaling Return Loss” donates the frequency weighted measure of return loss at the edges of the voiceband (200 to 500 Hz and 2500 to 3200 Hz), where signing (instability) problems are most likely to occur.

**ACCESS SERVICE****2. General Regulations (Cont'd)****2.6 Definitions (Cont'd)****Signaling System 7 (SS7)**

The term “Signaling System 7 (SS7)” donates the layered protocol used for standardized common channel signaling in the United States and Puerto Rico.

**Special Order**

The term “Special Order” donates an order for a Directory Assistance Service.

**Standard PVC**

The term “Standard PVC” donates the connection of ports within the same Telephone Company frame relay network.

**Study Area**

The term “Study Area” donates a geographic area within a state in which a Telephone Company operates. This geographic area normally does not cross state lines.

**Subtending End Office of an Access Tandem**

The term “Subtending End Office of an Access Tandem” donates an end office that has final trunk group routing through that tandem.

**Super Intermediate Hub**

The term “Super Intermediate Hub” donates a wire center at which bridging or multiplexing functions are performed for Customers served by all wire centers in the LATA. A Super Intermediate Hub can be restricted to one or more designated NPAs within a LATA and/or to wire centers that are owned by the same telephone company as the hub. Super Intermediate Hubs and the wire centers they serve are identified in National Exchange Carrier Association, Inc. Tariff F.C.C. No. 4.

**Symmetric Digital Subscriber Line (SDSL)**

The term “Symmetric Digital Subscriber Line (SDSL)” donates an access technology that allows high-speed data to be sent over local exchange service copper facilities. SDSL supports the transmission of data signals at the same speed when receiving data (downstream rate) and transmitting data (upstream rate).

**ACCESS SERVICE****2. General Regulations (Cont'd)****2.6 Definitions (Cont'd)****Synchronous Optical Network (SONET)**

The term “SONET” donates a North American Standard for high-speed synchronous optical channels having minimum transmission rates of 51.84 Mbps. The standard SONET optical carrier rate of 51.84 Mbps is called OC1; the equivalent electrical signal rate is called STS-1. SONET standardizes higher transmission bit rates, “OCN”, as exact multiples of OC1 (N X 51.84 Mbps). For example, OC3 equals 3 X 51.84 Mbps.

**Synchronous Test Line**

The term “Synchronous Test Line” donates an arrangement in an end office which performs marginal operational tests of supervisory and ring-tripping functions.

**Synchronous Transport Signal (STS)**

The term “Synchronous Transport Signal” donates a 51.84 Mbps electrical signal used within the SONET optical carrier network. The signal consists of the information content and the overhead used by SONET. The overhead is used for controlling, framing and maintaining the STS signal so it can be directly connected to other SONET carrier channels. STS signals are in exact multiples of 51.84 Mbps. (STS-1 is 51.84 Mbps, STS-3 is 155.52 Mbps, etc.)

**Tandem Switched Transport**

The term “Tandem Switched Transport” donates transport from the tandem to the end office that is switched at a tandem.

**Terminating Direction**

The term “Terminating Direction” donates the use of Access Service for the completion of calls from a Customer’s premises to an End User Premises.

(C)

**Terminus Hub**

The term “Terminus Hub” donates a wire center at which bridging or multiplexing functions are performed only for Customers served directly by the same wire center.

**Throughput**

The term “Throughput” donates the number of data bits successfully transferred in one direction per unit of time.

**ACCESS SERVICE**2. General Regulations (Cont'd)2.6 Definitions (Cont'd)Toll VoIP-PSTN Traffic

The term "Toll VoIP-PSTN Traffic" denotes a customer's interexchange voice traffic exchanged with the Telephone Company in Time Division Multiplexing format over PSTN facilities, which originates and/or terminates in Internet Protocol (IP) format. "Toll VoIP-PSTN Traffic" originates and/or terminates in IP format when it originates from and/or terminates to an end user customer of a service that requires IP-compatible customer premises equipment.

(N)

(N)

Transmission Measuring (105 Type) Test Line/Responder

The term "Transmission Measuring (105 Type) Test Line/ Responder" denotes an arrangement in an end office, which provides far-end access to a responder and permits two-way loss and noise measurements to be made on trunks from a near end office.

Transmission Path

The term "Transmission Path" denotes an electrical path capable of transmitting signals within the range of the service offering, e.g., a voice grade transmission path is capable of transmitting voice frequencies within the approximate range of 300 to 3000 Hz. A transmission path is comprised of physical or derived facilities consisting of any form or configuration of plant typically used in the telecommunications industry.

Trunk

The term "Trunk" denotes a communications path connecting two switching systems in a network, used in the establishment of an end-to-end connection.

Trunk Group

The term "Trunk Group" denotes a set of trunks, which are traffic engineered as a unit for the establishment of connections between switching systems in which all of the communications paths are interchangeable.

Trunk Side Connection

The term "Trunk Side Connection" denotes the connection of a transmission path to the trunk side of a local exchange switching system.

Two-Wire to Four-Wire Conversion

The term "Two-Wire to Four-Wire Conversion" denotes an arrangement, which converts a four-wire transmission path to a two-wire transmission path to allow a four-wire facility to terminate in a two-wire entity (e.g., a central office switch).

Transmittal No. 107

Issued: January 13, 2012

Effective: January 28, 2012

**ACCESS SERVICE****2. General Regulations (Cont'd)****2.6 Definitions (Cont'd)****V and H Coordinates Method**

The term “V and H Coordinates Method” denotes a method of computing airline miles between two points by utilizing an established formula, which is based on the vertical and horizontal coordinates of the two points.

**WATS Serving Office**

The term “WATS Serving Office” denotes a Telephone Company designated serving wire center where switching, screening and/or recording functions are performed in connection with the closed-end of WATS or WATS-type services.

**Wire Center**

The term “Wire Center” denotes a building in which one or more central offices, used for the provision of Telephone Exchange Services, are located.

**Wireless Switching Center**

The term “Wireless Switching Center” (WSC) denotes a Wireless Service Provider (WSP) switching system that is used to terminate wireless stations for purposes of interconnection to each other and to trunks interfacing with the public switched network.

**ACCESS SERVICE****3. Carrier Common Line Access Service, Federal Universal Service Charge and ISDN Line Ports**

The Telephone Company will provide Carrier Common Line Access Service (Carrier Common Line Access) to customers in conjunction with Switched Access Service provided in Section 6 of this tariff or the appropriate Switched Access Service section of other Access Service tariffs.

**3.1 General Description**

Carrier Common Line Access provides for the use of end users' Telephone Company provided common lines by customers for access to such end users to furnish Interstate Communications. Premium Access is (1) Switched Access Service provided to customers under this tariff which furnish interstate MTS/WATS, and (2) Switched Access Service in an end office converted to equal access.

Non-Premium Access is Switched Access Service provided in an end office not yet converted to equal access to customers that do not furnish interstate MTS/WATS.

A Special Access Surcharge, as set forth in Section 17 following, will apply to interstate special access service provided by the Telephone Company to a customer, in accordance with regulations as set forth in Section 7.3 following.

**3.2 Limitations****3.2.1 Exclusions**

Neither a telephone number nor detail billing are provided with Carrier Common Line Access. Additionally, directory listings and intercept arrangements are not included in the rates and charges for Carrier Common Line Access.

**3.2.2 Access Groups**

All line side connections provided in the same access group will be limited to the same features and operating characteristics. All trunk side connections provided in the same access group will be limited to the same features and operating characteristics.

**ACCESS SERVICE****3. Carrier Common Line Access Service, Federal Universal Service Charge and ISDN Line Ports (Cont'd)****3.2 Limitations (Cont'd)****3.2.3 WATS Access Lines**

Where Switched Access Services are connected with Special Access Services at Telephone Company Designated WATS Serving Offices for the provision of WATS or WATS-type Services, Switched Access Service minutes, which are carried on that end of the service (i.e., originating minutes for outward WATS and WATS-type services and terminating minutes for inward WATS and WATS-type services) shall not be assessed Carrier Common Line Access per minute charges with the following exception. Carrier Common Line Access per minute charges shall apply when Feature Group A or Feature Group B switched access is ordered from a non-equal access telephone company office that does not have measurement capabilities and the assumed average access minutes, as set forth in the exchange carrier's access tariff, are used.

**3.3 Undertaking of the Telephone Company****3.3.1 Provision of Service**

Where the customer is provided Switched Access Service under other sections of this or other Access Service tariffs, the Telephone Company will provide the use of Telephone Company common lines by a customer for access to end users at rates and charges as set forth in Section 17 following.

**3.3.2 Interstate and Intrastate Use**

The Switched Access Service provided by the Telephone Company includes the Switched Access Service provided for both interstate and intrastate communications. The Carrier Common Line Access rates and charges as set forth in Section 17 following apply to interstate Switched Access Service access minutes in accordance with the rate regulations as set forth in Section 3.8.4 following (Percent Interstate Use – PIU).

**3.4 Obligations of the Customer****3.4.1 Switched Access Service Requirement**

The Switched Access Service associated with Carrier Common Line Access shall be ordered by the customer under other sections of this tariff.

**ACCESS SERVICE****3. Carrier Common Line Access Service, Federal Universal Service Charge and ISDN Line Ports (Cont'd)****3.4 Obligations of the Customer (Cont'd)****3.4.2 Supervision**

The customer facilities at the premises of the ordering customer shall provide the necessary on-hook and off-hook supervision.

**3.5 Determination of Usage Subject to Carrier Common Line Access Charges**

Except as set forth herein, all Switched Access Service provided to the customer will be subject to Carrier Common Line Access charges.

**3.5.1 Determination of Jurisdiction**

When the customer reports interstate and intrastate use of Switched Access Service, the associated Carrier Common Line Access used by the customer for interstate will be determined as set forth in Section 3.8.4 following (Percent Interstate Use – PIU).

**3.5.2 Cases Involving Usage Recording By the Customer**

Where Feature Group C end office switching is provided without Telephone Company recording and the customer records minutes of use used to determine Carrier Common Line Access charges (i.e., Feature Group C operator and calls such as pay telephone sent-paid, operator-DDD, operator-person, collect, credit-card, third number and/or other like calls), the customer shall furnish such minutes of use detail to the Telephone Company in a timely manner. If the customer does not furnish the data, the customer shall identify all Switched Access Services, which could carry such calls in order for the Telephone Company to accumulate the minutes of use through the use of special Telephone Company measuring and recording equipment.

**3.5.3 Local Exchange Access and Enhanced Services Exemption**

When access to the local exchange is required to provide a customer service (e.g., MTS/WATS-type, telex, Data, etc.) that uses a resold Special Access service, Switched Access Service Rates and Regulations, as set forth in Section 6 following will apply, except when such access to the local exchange is required for the provision of an enhanced service. Carrier Common Line Access rates and charges as set forth in Section 17 following apply in accordance with the resale rate regulations as set forth in Section 3.6.4 following.



**ACCESS SERVICE****3. Carrier Common Line Access Service, Federal Universal Service Charge and ISDN Line Ports (Cont'd)****3.6 Resold Services****3.6.1 Scope**

Where the customer is reselling MTS and/or MTS-type service(s) on which the Carrier Common Line and Switched Access charges have been assessed, the customer may, at the option of the customer, obtain Feature Group A, Feature Group B or Feature Group D Switched Access Service under this tariff as set forth in Section 6 following for originating and/or terminating access in the local exchange. Such access group arrangements whether single lines or trunks or multiline hunt groups or trunk groups will have Carrier Common Line Access charges applied as set forth in Section 17 following in accordance with the resale rate regulations set forth in Section 3.6.4 following. For purposes of administering this provision:

Resold interstate terminating MTS and MTS-type service(s) shall include collect calls, third number calls and credit card calls where the reseller pays the underlying carrier's service charges; and shall not include intrastate minutes of use. Resold interstate originating MTS and MTS-type service(s) shall not include collect, third number, credit card or intrastate minutes of use.

**3.6.2 Customer Obligations Concerning the Resale of MTS and MTS-type Services**

When the customer is reselling MTS and/or MTS-type service as set forth in Section 3.6.1 preceding, the customer will be charged Carrier Common Line Access charges in accordance with the resale rate regulations as set forth in Section 3.6.4 following if the customer or the provider of the MTS service furnishes documentation of the MTS usage and/or the customer furnishes documentation of the MTS-type usage. Such documentation supplied by the customer shall be supplied each month and shall identify the involved resold MTS and/or MTS-type services. The monthly period used to determine the minutes of use for resold MTS and/or MTS-type service(s) shall be the most recent monthly period for which the customer has received a bill for such resold service(s). This information shall be delivered to the Telephone Company, at a location specified by the Telephone Company, no later than 15 days after the bill date shown on the resold MTS and/or MTS-type service bill. If the required information is not received by the Telephone Company, the previously reported information, as described preceding, will be used for the next two months. For any subsequent month, no allocation or credit will be made until the required documentation is delivered to the Telephone Company by the customer.

**ACCESS SERVICE****3. Carrier Common Line Access Service, Federal Universal Service Charge and ISDN Line Ports (Cont'd)****3.6 Resold Services (Cont'd)****3.6.3 Resale Documentation Provided By the Customer**

When the customer utilizes Switched Access Service as set forth in Section 3.6.2 preceding, the Telephone Company may request a certified copy of the customer's resold MTS or MTS-type usage billing from either the customer or the provider of the MTS or MTS-type service. Requests for billing will relate back no more than 12 months prior to the current billing period.

**3.6.4 Rate Regulations Concerning the Resale of MTS and MTS-type Services**

When the customer is provided an access group to be used in conjunction with the resale of MTS and/or MTS-type services as set forth in Section 3.6.1 preceding, subject to the limitations as set forth in Section 3.2 preceding, and the billing entity receives the usage information required as set forth in Section 3.6.2 preceding, to calculate the adjustment of Carrier Common Line Access charges, the customer will be billed as set forth in Sections 3.6.4(D), 3.6.4(E) or 3.6.4(F) following, depending upon, respectively, whether the usage is from non-equal access offices, equal access offices or a combination of the two.

**(A) Apportionment and Adjustment of Resold Minutes of Use**

When the customer is provided with more than one access group in a LATA in association with the resale of MTS and/or MTS-type services, the resold minutes of use will be apportioned as follows:

**(1) Originating Services**

The Telephone Company will apportion the resold originating MTS and/or MTS-type services and originating minutes of use for which the resale credit adjustment applies, among the access groups. Such apportionment will be based on the relationship of the originating usage for each access group to the total originating usage for all access groups in the LATA. For purposes of administering this provision:

**ACCESS SERVICE****3. Carrier Common Line Access Service, Federal Universal Service Charge and ISDN Line Ports (Cont'd)****3.6 Resold Services (Cont'd)****3.6.4 Rate Regulations Concerning the Resale of MTS and MTS-type Services (Cont'd)****(A) Apportionment and Adjustment of Resold Minutes of Use (Cont'd)****(1) Originating Services (Cont'd)**

Resold originating MTS and/or MTS-type services minutes shall be only those attributable to interstate originating MTS and/or MTS-type minutes and shall not include collect, third number, credit card or intrastate minutes of use.

The resale credit adjustment shall apply for resold originating MTS and MTS-type services and minutes of use, provided Carrier Common Line and Switched Access Charges have been assessed on such services.

**(2) Terminating Services**

The Telephone Company will apportion the resold terminating MTS and/or MTS-type services and terminating minutes of use for which the resale credit adjustment applies, among the access groups. Such apportionment will be based on the relationship of the terminating usage for each access group to the total terminating usage for all access groups in the LATA. For purposes of administering this provision:

Resold terminating MTS and/or MTS-type services minutes shall be only those attributable to interstate terminating MTS/MTS-type (i.e., collect calls, third number calls, and credit card calls) and shall not include intrastate minutes of use or MTS/MTS-type minutes of use paid for by another party.

The resale credit adjustment shall apply for resold terminating MTS and MTS-type services and minutes of use, provided Carrier Common Line and Switched Access Charges have been assessed on such services.

**ACCESS SERVICE****3. Carrier Common Line Access Service, Federal Universal Service Charge and ISDN Line Ports (Cont'd)****3.6 Resold Services (Cont'd)****3.6.4 Rate Regulations Concerning the Resale of MTS and MTS-type Services (Cont'd)****(B) Same State/Telephone Company/Exchange Limitation**

In order for the rate regulations to apply as set forth in Sections 3.6.4(D), 3.6.4(E) or 3.6.4(F) following, the access groups and the resold MTS and/or MTS-type services must be provided in the same state (except when the same extended area service arrangement is provided in two different states by the same telephone company) in the same exchange, provided by the same Telephone Company and connected directly or indirectly. For those exchanges that encompass more than one state, the customer shall report the information by state within the exchange.

**(C) Direct and Indirect Connections**

Each of the access group arrangements used by the customer in association with the resold MTS and/or MTS-type services must be connected either directly or indirectly to the customer designated premises at which the resold MTS and/or MTS-type services are terminated. Direct connections are those arrangements where the access groups and resold MTS and/or MTS-type services are terminated at the same customer designated premises. Indirect originating connections are those arrangements where the access groups and the resold originating MTS and/or MTS-type services are physically located at different customer designated premises in the same exchange. Such different customer designated premises are connected by facilities that permit a call to flow from access groups to resold MTS and/or MTS-type services. Indirect terminating connections are those arrangements where the access groups and resold terminating MTS and/or MTS-type services are physically located at different customer designated premises in the same exchange. Such different customer designated premises are connected by facilities that permit a call to flow from resold terminating MTS and/or MTS-type services to access groups.

**ACCESS SERVICE****3. Carrier Common Line Access Service, Federal Universal Service Charge and ISDN Line Ports (Cont'd)****3.6 Resold Services (Cont'd)****3.6.4 Rate Regulations Concerning the Resale of MTS and MTS-type Services (Cont'd)****(D) Access Groups — Non Equal Access Offices Only**

The adjustments as set forth here and in Sections 3.6.4(E) and 3.6.4(F) following will be computed separately for each access group. When all the usage on an access group originates from and/or terminates at end offices that have not been converted to equal access, the Non Premium Access Charge per minute as set forth in Section 17 following will apply. The Access Minutes, which will be subject to Carrier Common Line Access charges will be the adjusted originating interstate access minutes plus the adjusted terminating interstate access minutes for such access groups.

The adjusted originating access minutes will be the originating interstate access minutes less the reported resold originating MTS and/or MTS-type service minutes of use as set forth Section 3.6.4(A)(1) preceding; but not less than zero. The adjusted terminating access minutes will be the terminating interstate access minutes less the reported resold terminating MTS and/or MTS-type service minutes of use as set forth in Section 3.6.4(A)(2) preceding; but not less than zero.

**(E) Access Groups — Equal Access Offices Only**

When all the usage on an access group originates from and/or terminates at end offices that have been converted to equal access, the Premium Access Charge per minute as set forth in Section 17 following will apply. The minutes billed Carrier Common Line Access Service charges will be the adjusted originating interstate access minutes and the adjusted terminating interstate access minutes for such access groups.

The adjusted originating access minutes will be the originating interstate access minutes less the reported resold originating MTS and/or MTS-type service minutes of use as set forth in Section 3.6.4(A)(1) preceding; but not less than zero. The adjusted terminating access minutes will be the terminating interstate access minutes less the reported resold terminating MTS and/or MTS-type service minutes of use as set forth in Section 3.6.4(A)(2) preceding; but not less than zero.

**ACCESS SERVICE****3. Carrier Common Line Access Service, Federal Universal Service Charge and ISDN Line Ports (Cont'd)****3.6 Resold Services (Cont'd)****3.6.4 Rate Regulations Concerning the Resale of MTS and MTS-type Services (Cont'd)****(F) Access Groups — Non-Equal Access and Equal Access Offices**

When an access group has usage that originates from and/or terminates at both end offices that have been converted to equal access and end offices that have not been converted, both premium and non premium per minute charges as set forth in Section 17 following will apply, respectively. The minutes billed Carrier Common Line Access Service charges will be the adjusted originating interstate access minutes plus the adjusted terminating interstate access minutes for such access groups.

The adjusted originating access minutes will be the originating interstate access minutes less the reported resold originating MTS and/or MTS-type service minutes of use as set forth in Section 3.6.4(A)(1) preceding; but not less than zero. The adjusted terminating access minutes will be the terminating interstate access minutes less the reported resold terminating MTS and/or MTS-type service minutes of use as set forth in Section 3.6.4(A)(2) preceding; but not less than zero.

The adjusted originating access minutes and the adjusted terminating access minutes will be apportioned between premium and non premium access minutes using end-office specific usage data when available, or when usage data are not available, the premium and non premium ratios developed as set forth in Section 3.6.4(C)(4) following. The Premium and Non Premium per minute charges set forth in Section 17 following will apply to the respective premium and non premium access minutes determined in this manner.

**ACCESS SERVICE****3. Carrier Common Line Access Service, Federal Universal Service Charge and ISDN Line Ports (Cont'd)****3.6 Resold Services (Cont'd)****3.6.4 Rate Regulations Concerning the Resale of MTS and MTS-type Services (Cont'd)****(G) When the Adjustment Will Be Applied to Customer Bills**

The adjustment as set forth in Section 3.6.4(D), 3.6.4(E) and 3.6.4(F) preceding will be made to the involved customer account no later than either the next bill date, or the one subsequent to that, depending on when the usage report is obtained.

**(H) Conversion of Billed Usage to Minutes**

When the MTS and/or MTS-type usage is shown in hours, the number of hours shall be multiplied by 60 to develop the associated MTS and/or MTS-type minutes of use. If the MTS and/or MTS-type usage is shown in a unit that does not show hours or minutes, the customer shall provide a factor to convert the shown units to minutes.

**(I) Percent Interstate Use (PIU)**

The adjustment as set forth in Sections 3.6.4(D), 3.6.4(E) and 3.6.4(F) preceding will be made to the involved customer account after making the adjustments to the customer account as set forth in Section 3.8.4 following (PIU).

**ACCESS SERVICE****3. Carrier Common Line Access Service, Federal Universal Service Charge and ISDN Line Ports (Cont'd)****3.7 Rate Regulations****3.7.1 Billing of Charges**

Carrier Common Line charges will be billed to each Switched Access Service provided under this tariff in accordance with the regulations as set forth in Section 3.8.5 following (Determination of Premium and Non-Premium Charges) except as set forth in Section 3.6.4 preceding (Resale) and 3.8.4 following (PIU).

**3.7.2 Measuring and Recording of Call Detail**

When access minutes are used to determine Carrier Common Line charges, they will be accumulated using call detail recorded by Telephone Company equipment except as set forth in Section 3.8.3 following (Unmeasured FGA and B Usage) and Feature Group C operator and automated operator services systems call detail such as pay telephone sent-paid, operator-DDD, operator-person, collect, credit-card, third number and/or other like calls recorded by the customer. The Telephone Company measuring and recording equipment, except as set forth in Section 3.8.3 following (Unmeasured FGA and B Usage), will be associated with end office or local tandem switching equipment and will record each originating and terminating access minute where answer supervision is received. The accumulated access minutes will be summed on a line by line basis, by line group or by end office, whichever type of account is used by the Telephone Company, for each customer and then rounded to the nearest minute.

**3.7.3 Unmeasured Feature Group A and B Usage**

When Carrier Common Line Access is provided in association with Feature Group A or Feature Group B Switched Access Service in Telephone Company offices that are not equipped for measurement capabilities, assumed average interstate access minutes will be used to determine Carrier Common Line Access charges. These assumed access minutes are as set forth in the exchange carriers' access tariffs.



**ACCESS SERVICE****3. Carrier Common Line Access Service, Federal Universal Service Charge and ISDN Line Ports (Cont'd)****3.7 Rate Regulations (Cont'd)****3.7.4 Percent Interstate Use (PIU)**

When the customer reports interstate and intrastate use of in-service Switched Access Service, Carrier Common Line charges will be billed only to interstate Switched Access Service access minutes based on the data reported by the customer as set forth in Section 2.3.11 preceding (Jurisdictional Reports), except where the Telephone Company is billing according to actuals by jurisdiction. Interstate Switched Access Service access minutes will, after adjustment as set forth in Section 3.6.4 preceding (Resale), when necessary, be used to determine Carrier Common Line Charges as set forth in Section 3.8.5 following.

**3.7.5 Determination of Premium and Non-Premium Charges**

After the adjustments as set forth in Sections 3.6.4 and 3.8.4 preceding have been applied, when necessary, to Switched Access Service access minutes, charges for the involved customer account will be determined as follows:

- (A) Access minutes for all premium rated Switched Access Service subject to Carrier Common Line charges will be multiplied by the Premium Access per minute rate as set forth in Section 17 following.
- (B) Access minutes for all non-premium rated Switched Access Service subject to Carrier Common Line charges will be multiplied by the Non-Premium Access per minute rate as set forth in Section 17 following.
- (C) Access minutes for all FGB Access Services with an Abbreviated Dialing Arrangement (ADA) subject to Carrier Common Line Charges will be multiplied by the Premium Access per minute rate as set forth in Section 17 following. In non-equal end offices, the result is then multiplied by the ADA rate factor as set forth in Section 17 following.
- (D) Carrier Common Line charges shall not be reduced as set forth in Section 3.6.1 preceding unless Switched Access Charges, as set forth in Section 6 following, are applied to the customer's Switched Access Services.

**ACCESS SERVICE****3. Carrier Common Line Access Service, Federal Universal Service Charge and ISDN Line Ports (Cont'd)****3.7 Rate Regulations (Cont'd)****3.7.5 Determination of Premium and Non-Premium Charges (Cont'd)**

- (E) Terminating Premium Access or Non-Premium Access, per minute charge(s) apply to:
- all terminating access minutes of use;
  - less those terminating access minutes of use associated with Wireless Switching Centers (WSCs).
  - all originating access minutes of use associated with FGA Access Services where the off-hook supervisory signaling is forwarded by the customer's equipment when the called party answers;
  - all originating access minutes of use associated with calls placed to 700, 800 series and 900 numbers, less those originating access minutes of use associated with calls placed to 700, 800 series and 900 numbers for which the customer furnishes for each month a report of either the number of calls or minutes or a report of the percent of calls or minutes that terminate in a Switched Access Service that is assessed Carrier Common Line charges.

When the customer makes this report available to the Telephone Company in advance of billing, these minutes of use will be charged on the current bill as originating minutes of use as set forth in Section 3.8.5(F) following. If a billing dispute arises concerning the customer provided report, the Telephone Company will request the customer to provide the data the customer used to develop the report. The Telephone Company will not request such data more than once a year. The customer shall supply the data within 30 days of the Telephone Company request. When this report is not available to the Telephone Company until after billing, it shall be used by the Telephone Company to calculate and post a credit to the customer's account. The credit shall be posted to the customer's account within 30 days of receipt of the report. The credit shall be calculated by multiplying the number of access minutes of use, for which a credit is determined to be applicable, times the difference between the terminating and originating Carrier Common Line charges in effect when the calls were completed.

**ACCESS SERVICE****3. Carrier Common Line Access Service, Federal Universal Service Charge and ISDN Line Ports**  
(Cont'd)**3.7 Rate Regulations** (Cont'd)**3.7.5 Determination of Premium and Non-Premium Charges** (Cont'd)

(F) The originating Premium Access or Non-Premium Access, per minute charge(s) apply to:

- all originating access minutes of use;
- less those originating access minutes of use associated with FGA Access Services where the off-hook supervisory signaling is forwarded by the customer's equipment when the called party answers;
- less all originating access minutes of use associated with calls placed to 700, 800 and 900 numbers;
- less those originating access minutes of use associated with Wireless Switching Centers (WSCs).
- plus all originating access minutes of use associated with calls placed to 700, 800 series and 900 numbers for which the customer furnishes for each month a report of either the number of calls or minutes or a report of the percent of calls or minutes that terminate in a Switched Access Service that is assessed Carrier Common Line charges, and for which a corresponding reduction in the number of terminating access minutes of use has been made as set forth in Section 3.8.5(E) preceding.

**ACCESS SERVICE****3. Carrier Common Line Access Service, Federal Universal Service Charge and ISDN Line Ports (Cont'd)****3.8 Federal Universal Service Charge**

The Telephone Company will apply the FUSC through flat-rated, monthly line charges assessed to end users that purchase local exchange service(s) and through a monthly surcharge applied to the total billed charges for interstate special access services ordered by end users, as described below.

The FUSC Basic Rate, Business Centrex Rate, ISDN PRI Rate and/or the Special Access Services Revenue Surcharge will not apply to any local exchange or interstate special access services purchased by customers that resell these services to end users as part of an interstate telecommunications service and are required to contribute to the various federal universal service funds.

When an end user temporarily suspends its local exchange service that is associated with FUSC, one-half of the FUSC Basic Rate per month charge will be temporarily suspended for the time period the local exchange service is suspended.

**3.8.1 Rate Application**

Rates for the FUSC are set forth in Section 17 following.

The monthly per line charges apply to each local exchange service line or trunk ordered from the Telephone Company's general or local tariff, as described below.

- The Business Centrex rate applies to each business Centrex CO and Centrex CO-like line.
- The Integrated Services Digital Network Primary Rate Interface (ISDN PRI) rate applies to each ISDN PRI arrangement.
- The Basic rate applies to each ISDN Basic Rate Interface (BRI) arrangement.

**ACCESS SERVICE****3. Carrier Common Line Access Service, Federal Universal Service Charge and ISDN Line Ports (Cont'd)****3.8 Federal Universal Service Charge (Cont'd)****3.8.1 Rate Application (Cont'd)**

- The Basic rate applies per line or trunk to all other local exchange services classified as business or residential service, including Dormitory/Residence Centrex services.

The FUSC Special Access Services Revenue Surcharge will be determined by multiplying the surcharge factor shown in Section 17, following, by the end user's total interstate special access services charges at the billing account level.

**3.9 ISDN Line Ports**

When an end user is provided Integrated Services Digital Network (ISDN) Basic Rate Interface (BRI) and/or ISDN Primary Rate Interface (PRI) local exchange service by the Telephone Company under the general or local exchange tariff, ISDN Line Port rates apply. ISDN Line Port rates recover the costs of ISDN line ports to the extent these costs exceed the cost of a line port used for basic, analog service.

When an end user temporarily suspends its local exchange service that is associated with ISDN BRI and/or ISDN PRI, one-half of the ISDN Line Port rate per month will be temporarily suspended for the time period the local exchange service suspended.

**3.9.1 Rate Application**

Rates for ISDN Line Ports are set forth in Section 17 following.

The monthly rate applies to each ISDN service arrangement ordered from the Telephone Company's general or local exchange tariff, as described below.

- The ISDN BRI Line Port rate applies to each ISDN BRI arrangement.
- The ISDN PRI Line Port rate applies to each ISDN PRI arrangement.

**ACCESS SERVICE****4. End User Access Service**

The Telephone Company will provide End User Access Service (End User Access) to end users who obtain local exchange service from the Telephone Company under its general and/or local exchange tariffs.

**4.1 General Description**

End User Access provides for the use of an End User Common Line (EUCL).

**4.2 Limitations****(A) Exclusions**

Telephone number detail billing, directory listings and intercept arrangements are not included with End User Access.

**4.3 Undertaking of the Telephone Company**

The Telephone Company will provide End User Access at rates and charges as set forth in Section 17 as follows:

- Use of an EUCL for interstate Access Services provided under this tariff. Such use will be provided when the end user obtains local exchange service.
- The Telephone Company will be responsible for contacts and arrangements with customers for the billing of End User Access charges.

**4.4 Obligations of Radio Common Carriers**

When the end user is a Radio Common Carrier (RCC) or provider of paging service, such end users shall designate whether the local exchange service they are provided by the Telephone Company is used as an access line for RCC or paging services, or used as an administrative line.

**ACCESS SERVICE****4. End User Access Service (Cont'd)****4.5 Payment Arrangements and Credit Allowances****4.5.1 Minimum Period**

The minimum period for which EUCL End User Access is provided to an end user and for which charges are applicable is the same as that in the general and/or local exchange tariffs for the associated local exchange service.

**4.5.2 Cancellation of Orders**

End User Access is cancelled when the order for the associated local telephone exchange service is cancelled. No cancellation charges apply.

**4.5.3 Changes to Orders**

When changes are made to orders for the local exchange service associated with End User Access, any necessary changes will be made for End User Access. No charges will apply.

**4.5.4 Allowance for Interruptions**

When there is an interruption to an EUCL, requested End User Access credit allowances for interruptions will be provided as set forth for credit allowance for interruptions in Section 2.4.4 preceding.

**4.5.5 Temporary Suspension of Service**

When an end user temporarily suspends its local exchange service, which is associated with EUCL, one-half of the EUCL per month charge will be temporarily suspended for the time period the local exchange service is suspended.

**ACCESS SERVICE****4. End User Access Service (Cont'd)****4.6 Rate Regulations****4.6.1 Who Is Billed**

EUCL per month charges will be billed to the end user of the associated Local Exchange Service.

**4.6.2 Multiparty Service**

The EUCL charge for each multiparty subscriber shall be assessed as if the subscriber had subscribed to single-party service.

**4.6.3 Pay Telephone Service**

The EUCL-Multiline Business rate will be assessed when a Payphone Service Provider obtains an exchange service line for the purposes of offering pay telephone service.

**4.6.4 Business Services****(A) Single Line Service**

When an end user is provided a single local business exchange service in a state, multiparty and centrex services included, and when the local business exchange service is provided under the general and/or local exchange or centrex service tariffs, the EUCL Single Line Business — Individual line or trunk rate as set forth in Section 17 following, applies to each such business individual line or trunk. In the case of multiparty service, each party is deemed to be a user of an EUCL.

**(B) Multiline Service**

When an end user is provided more than one local business exchange service in a state by the same Telephone Company, pay telephone, multiparty and centrex services included, and when the local exchange service is provided under the general and/or local exchange or centrex service tariffs, the EUCL-Multiline Business — Individual line or trunk rate as set forth in Section 17 following, applies to each such Multiline Business individual line or trunk. In the case of multiparty service, each party is deemed to be a user of an EUCL.



**ACCESS SERVICE**4. End User Access Service (Cont'd)4.6 Rate Regulations (Cont'd)4.6.4 Business Services (Cont'd)(C) Centrex CO and Centrex CO-like Services

Business or residence single line or multiline usage for Centrex CO and Centrex CO-like services is determined as set forth in Sections 4.6.4 (A) and 4.6.4(B) preceding.

Centrex CO or CO-like service provided to a college, university or school may serve both the college, university or school offices and the student or faculty dormitory (residential) quarters. When provided to residential quarters, the residential portion of the service is commonly known as dormitory service. Residential charges will apply to lines to the student or faculty dormitory (residential) quarters as set forth in Section 17 following. Business charges for lines to the university, college or school offices will apply as set forth in Section 17 following. Charges shall be based on the number of residence and business lines reported to the Telephone Company by the end user.

4.6.5 Radio Common Carriers

For each local exchange service used only as a path for the transmission of Radio Common Carrier (RCC) traffic between the Telephone Company serving wire center and the RCC's radio equipment, End User Access Charges do not apply. End User Access Charges will apply to the Radio Common Carrier's local exchange service used for administrative purposes. This shall also include those Radio Common Carriers providing maritime service under Part 80 of the FCC Rules and Regulations.

A Radio Common Carrier is described as a common carrier engaged in the provision of Public Mobile Service, as defined in Part 22 of the FCC Rules and Regulations which is not also in the business of providing landline local exchange telephone service.

4.6.6 Remote Call Forwarding

For each local exchange service provided as Remote Call Forwarding (RCF) residential or business service, under the general and/or local exchange service tariffs, End User Access Charges do not apply.

**ACCESS SERVICE**4. End User Access Service (Cont'd)4.6 Rate Regulations (Cont'd)4.6.7 Residence Services(A) Single Line and Multiline Service

When an end user is provided local residence exchange service(s) in a state, multiparty and Centrex services included, and when the local residence exchange or Centrex service is provided under the general and/or local exchange or Centrex service tariffs, the EUCL Residence — Individual line or trunk rate as set forth in Section 17 following, applies to each such local residence exchange trunk. In the case of multiparty service each party is deemed to be a user of an EUCL.

4.6.8 Integrated Services Digital Network (ISDN) Services(A) ISDN Basic Rate Interface (BRI)

When an end user is provided residence or business local exchange service under any general and/or local exchange service tariff(s) using an Integrated Services Digital Network (ISDN) Basic Rate Interface (BRI) arrangement, one (1) EUCL Residence — Individual line or trunk charge as set forth in Section 17 following, or one (1) EUCL Single Line Business — Individual line or trunk charge as set forth in Section 17 following, applies to each ISDN BRI arrangement.

(B) ISDN Primary Rate Interface (PRI)

When an end user is provided residence or business local exchange service under any general and/or local exchange service tariff(s) using an Integrated Services Digital Network (ISDN) Primary Rate Interface (PRI) arrangement, five (5) EUCL Residence — Multiline Business Individual line or trunk charges as set forth in Section 17 following, applies to each ISDN PRI arrangement.

## ACCESS SERVICE

### 5. Access Ordering

#### 5.1 General

This section sets forth the regulations and order related charges for services set forth in other sections of this tariff. Order related charges are in addition to other applicable charges for the services provided. An Access Order is an order to provide the customer with Switched Access, Special Access, and Public Packet Data Network or Access Related Service or to provide changes to existing services.

The regulations, rates and charges for special construction are set forth in NATIONAL EXCHANGE CARRIER ASSOCIATION, INC. TARIFF F.C.C. NO. 3 and are in addition to the regulations, rates and charges specified in this section.

A customer may order any number of services of the same type and between the same premises on a single Access Order. All details for services for a particular order must be identical except for those for multipoint service.

The customer shall provide to the Telephone Company the order information required in Section 5.2 following, and in addition the customer must also provide:

- Customer name and premises address(es).
- Billing name and address (when different from customer name and address).
- Customer contact name(s) and telephone number(s) for the following provisioning activities: order negotiation, order confirmation, interactive design, installation and billing.

#### 5.1.1 Service Installation

The Telephone Company will provide the Access Service in accordance with the customer's requested service date, subject to the constraints established by the Telephone Company schedule of applicable service dates. The Telephone Company shall make available to all customers, upon request, a schedule of applicable service intervals for Switched Access, Special Access and Public Packet Data Network Services. The schedule shall specify the applicable service interval for services and the quantities of services that can be provided by a requested service date. Any associated material will be provided upon request and within a reasonable period of time.

The Telephone Company will not accept orders for service dates, which exceed the applicable service date by more than six months.

**ACCESS SERVICE****5. Access Ordering (Cont'd)****5.1 General (Cont'd)****5.1.1 Service Installation (Cont'd)**

Access Services will be installed during Telephone Company business days. If a customer requests that installation be done outside of scheduled work hours, and the Telephone Company agrees to this request, the customer will be subject to applicable Additional Labor Charges.

**5.1.2 Expedited Orders**

When placing an Access Order, a customer may request a service date that is prior to the applicable service date. Additionally, a customer may also request an earlier service date on a pending Access Order. In this case, an Access Order modification as set forth in Section 5.4 following would be required. If the Telephone Company determines that the service can be provided on the requested date and that additional labor cost or extraordinary costs are required to meet the requested service date, the customer will be notified and will be provided with an estimate of the additional charges involved. Charges will be billed at actual cost, not to exceed 10 percent over estimated charges.

Such additional charges will be determined and billed to the customer as explained following. To calculate the additional labor charges, the Telephone Company will, upon authorization from the customer to incur the additional labor charges, keep track of the additional labor hours used to meet the request of the customer and will bill the customer at the applicable Additional Labor Charges.

To develop, determine and bill the customer the extraordinary costs that may be involved, the Special Construction terms and conditions as set forth in NATIONAL EXCHANGE CARRIER ASSOCIATION, INC. TARIFF F.C.C. NO. 3 will be used by the Telephone Company. Authorization to incur the costs and to bill the customer will be in accordance with the terms and conditions of NATIONAL EXCHANGE CARRIER ASSOCIATION, INC. TARIFF F.C.C. NO. 3.

When the request for expediting occurs subsequent to the issuance of the Access Order, a Service Date Change Charge also applies.

**ACCESS SERVICE****5. Access Ordering (Cont'd)****5.1 General (Cont'd)****5.1.3 Selection of Facilities for Access Orders**

The option to request a specific transmission path or channel is only provided for High Capacity Facilities Special Access, or as provided for under Special Facilities Routing as set forth in Section 11 following.

When there are High Capacity facilities to a hub on order or in service for the customer's use, the customer may request a specific channel or transmission path be used to provide the Switched or Special Access Service requested in an Access Order. The Telephone Company will make a reasonable effort to accommodate the customer request.

**5.2 Ordering Requirements****5.2.1 Switched Access Service**

When ordering Switched Access service, the customer must specify the directionality of the service and whether the service is to be provided as (1) Direct Trunked Transport from the serving wire center to the end office or (2) Direct Trunked Transport from the serving wire center to a tandem which connects with Tandem Switched Transport from the tandem to the end office. When all or a portion of service is ordered as Direct Trunked Transport, the customer must specify the type and quantity of Direct Trunked Transport facility (e.g., Voice Grade, High Capacity DS1 and the hubs or ADM equipped wire centers involved).

The Customer must also specify the type of Entrance Facility to be used for Switched Access (e.g., Voice Grade or High Capacity). For High Capacity, the customer must specify the facility assignment and the channel assignment for each trunk.

Direct Trunked Transport is available at all tandems and at all end offices as not having the capability to provide Direct Trunked Transport. Direct Trunked Transport is not available: (1) from end offices that provide equal access through a Centralized Equal Access arrangement, or (2) from end offices that lack recording or measurement capability.

**ACCESS SERVICE****5. Access Ordering (Cont'd)****5.2 Ordering Requirements (Cont'd)****5.2.1 Switched Access Service (Cont'd)**

Normally, Direct Trunked Transport of originating 800 series calls from an end office is available only from Service Switching Point (SSP) equipped end offices. However, certain SSP equipped end offices cannot accommodate the direct trunking of the 800 series (other than the 800 service access code) service access code. Additionally, certain non-SSP equipped end offices can accommodate direct trunking of originating 800 series calls.

When the customer has both Tandem Switched Transport and Direct Trunked Transport at the same end office, the customer will be provided Alternate Traffic Routing as set forth in Section 6.4.6(C) following.

A customer's Local Transport may be connected to the Entrance Facility of another customer, providing the other customer submits a Letter of Authorization for this connection and assumes full responsibility for the cost of the Entrance Facility.

**(A) Feature Group A**

Orders for Feature Group A Switched Access Service shall be in lines. When placing an order for Feature Group A Switched Access Service, the customer shall provide the following information in addition to that set forth in Section 5.1 preceding:

- The number of lines and the first point of switching (i.e., Dial Tone Office)
- Optional Features
- Whether the Off-hook Supervisory Signaling is provided by the customer's equipment before the called party answers, or is forwarded by the customer's equipment when the called party answers
- Lines to be provided as single lines
- Lines to be arranged in multiline hunt group arrangements
- Directionality (1-way, 2-way, etc.)
- A projected Percentage of Interstate Use (PIU) as set forth in Section 2.3.11 preceding
- The Interexchange Carrier to which the service is connected or, in the alternative, specify the means by which the FGA access communications are transported to another state.

**ACCESS SERVICE**5. Access Ordering (Cont'd)5.2 Ordering Requirements (Cont'd)5.2.1 Switched Access Service (Cont'd)(B) Feature Group B

Orders for Feature Group B Switched Access Service shall be in trunks. When placing an order for Feature Group B Service, the customer shall provide, the following information in addition to that set forth in Section 5.1 preceding:

- The number of trunks
- The end office, except when FGB is provided through a centralized equal access arrangement, when direct routing is desired
- The access tandem office when tandem routing is desired
- Optional Features
- Trunks to be provided as single trunks
- Trunks to be arranged in trunk group arrangements
- Directionality (1-way, 2-way, etc.)
- A projected percentage of interstate use (PIU) as set forth in Section 2.3.11 preceding
- The Interexchange Carrier to which the service is connected or, in the alternative, specify the means by which the FGB access communications are transported to another state.
- The access code dialing arrangement (i.e., a uniform access code of 950-XXXX or an Abbreviated Dialing Arrangement (ADA) access code of N or NX)
- For Feature Group B switched access service to a Wireless Switching Center (WSC) directly interconnected to a Telephone Company access tandem office; the customer shall provide information to the Telephone Company indicating the NXX code(s) to be accessed.

**ACCESS SERVICE****5. Access Ordering (Cont'd)****5.2 Ordering Requirements (Cont'd)****5.2.1 Switched Access Service (Cont'd)****(C) Feature Group C, Feature Group D, Interim NXX Translation, Operator Transfer Service and SS7 Signaling**

When placing an order for Feature Groups C and D Switched Access Service, the customer shall provide:

- The number of BHMC from the customer designated premises to the end office or Operator Transfer Service location by Feature Group and by type of BHMC, or
- The number of trunks desired between customer designated premises and an entry switch or Operator Transfer Service location.
- The number of BHMC or trunks required for or to be converted to an SS7 Signaling capability.
- Optional Features
- Interim NXX Translation options.
- Operator Transfer Service option
- A projected Percentage of Interstate Use (PIU) as set forth in Section 2.3.11 preceding.
- For Feature Group D switched access service to a Wireless Switching Center (WSC) directly interconnected to a Telephone Company access tandem office, the customer shall provide information to the Telephone Company indicating the NXX code(s) to be accessed.

When BHMC information is provided it is used to determine the number of transmission paths as set forth in Section 6.2.5 following.

The BHMC may be determined by the customer in the following manner. For each day (8 am to 11 pm, Monday through Friday, excluding national holidays), the customer shall determine the highest number of minutes of use for a single hour (e.g., 55 minutes in the 10-11 a.m. hour). The customer shall, for the same hour period (i.e., busy hour) for each of twenty consecutive business days, pick the twenty consecutive business days in a calendar year, which add up to the largest number of minutes of use. Both originating and terminating minutes shall be included. The customer shall then determine the average busy hour minutes of capacity (i.e., BHMC) by dividing the largest number of minutes of use figure for the same hour period for the consecutive twenty business day period by 20. This computation shall be performed for each end office the customer wishes to serve. These determinations thus establish the forecasted BHMC for each end office.



**ACCESS SERVICE**5. Access Ordering (Cont'd)5.2 Ordering Requirements (Cont'd)5.2.1 Switched Access Service (Cont'd)(C) Feature Group C, Feature Group D, Interim NXX Translation, Operator Transfer Service and SS7 Signaling (Cont'd)

Customers may, at their option, order FGD by specifying the number of trunks desired between customer designated premises and an end office, access tandem or operator services location. When ordering by trunk quantities rather than BHMC quantities to an access tandem, the customer must also provide the Telephone Company an estimate of the amount of traffic it will generate to and/or from each end office subtending the access tandem to assist the Telephone Company in its own efforts to project further facility requirements.

When Feature Group C or D is ordered with the Interim NXX Translation optional feature, the customer shall specify the Service Access Code(s) (e.g., 900) and their associated NXX code(s) to be translated within the entire LATA or Market Area. The initial and subsequent orders to add, change, or delete Interim NXX Translation codes shall be placed separately or in combination with orders to change Feature Group C or D Switched Access BHMC or trunks. Customer assigned NXX codes that have not been ordered will be blocked.

Orders for the Interim NXX Translation optional feature shall not be required until such time as a customer other than an MTS/WATS provider requests Interim NXX Translation of Service Access Codes. Upon receipt of such order, the Telephone Company shall notify the MTS/WATS provider of the activation of the Interim NXX Translation Service for the Service Access Code. Following such initial activation, all customers are required to place orders for Interim NXX Translation of the Service Access Code and the Interim NXX Translation charge for the Service Access Code shall apply as set forth in Section 17 following.

For the Operator Transfer Service Option ordered in conjunction with Feature Group C or Feature Group D Switched Access Service as set forth in Sections 6.7.1 and 6.8.1 following, the customer must specify the number of trunks or BHMCs desired between its premises and the Telephone Company operator services location.

**ACCESS SERVICE**5. Access Ordering (Cont'd)5.2 Ordering Requirements (Cont'd)5.2.1 Switched Access Service (Cont'd)(D) Directory Assistance

Orders for Directory Assistance service shall be in BHMCs. When placing an order for Directory Assistance service, the customer shall provide the following information:

- The number of BHMCs from the customer designated premises to the Directory Assistance location
- If Switched Access is required on the terminating end of the DA call, as set forth in Section 9 following, the Feature Group B, C or D Switched Access Service Trunk Group to be associated with the DA service
- Directory Transport options.

The BHMC information is used to determine the number of transmission paths as set forth in Section 9.2.6 following.

(E) SS7 Optional Feature

When Feature Group C or D is ordered with the SS7 optional feature, in addition to information listed in Section 5.2.1(C) preceding, the customer shall specify a reference to existing signaling connections or reference a related SS7 signaling connection order. When ordering SS7 signaling, the customer shall provide the Signaling Transfer Point codes, location identifier codes and circuit identifier codes. In addition, the customer shall work cooperatively with the Telephone Company to determine the number of SS7 signaling connections required to handle its signaling traffic.

**ACCESS SERVICE**5. Access Ordering (Cont'd)5.2 Ordering Requirements (Cont'd)5.2.1 Switched Access Service (Cont'd)(E) SS7 Optional Feature (Cont'd)

For 800 Data Base Access Service, as described in Sections 6.1.3(A) and 6.1.3(C) following, the customer must order FGC or FGD to those access tandems or end offices designated as Service Switching Points (SSP) for 800 data base service or to those non-SSP equipped end offices that can accommodate direct trunking of originating 800 calls. All traffic originating from end offices not equipped to provide SS7 signaling and routing, not able to accommodate direct trunking of originating 800 series calls or equipped with SS7 signaling but not able to accommodate direct trunking of originating 800 series (other than the 800 service access code) calls, require routing via an access tandem where SSP functionality is available.

5.2.2 Special Access Service

When placing an order for Special Access Service the customer must specify:

- the customer designated premises or hubs or ADM equipped wire centers involved
- type of service (e.g., Voice Grade, High Capacity, etc.)
- the channel interface(s)
- technical specification package
- options desired
- for multipoint services, the channel interface at each customer-designated premises may, at the request of the customer, be different but all such interfaces shall be compatible.
- that the traffic consists of more than ten percent interstate traffic.

Where the Special Access Service is exempt from the Special Access Surcharge, as set forth in Section 7.3 following the customer shall furnish written certification to that effect as set forth in Section 7.3.3 following.

When ordering bridging and/or multiplexing, the Customer must specify the telephone company hub(s) from which they desire service. The Customer must specify only those hubs that provide the type of service ordered and interconnect with the wire center(s) from which the customer requires service.

**ACCESS SERVICE****5. Access Ordering (Cont'd)****5.2 Ordering Requirements (Cont'd)****5.2.2 Special Access Service (Cont'd)**

When ordering a High Capacity Term Discount Optional Rate Plan or an upgrade to the plan, discontinuance charges, as specified in Section 7.2.8(A)(1) following, will not apply if the conditions set forth in Section 7.2.8(A)(1) following are met and the customer provides the following ordering information:

**5.2.3 WATS or WATS-Type Services**

Special Access Service may be ordered for connection with FGA, FGB, FGC or FGD Switched Access Service at Telephone Company designated WATS Serving Offices (WSOs) for the provision of WATS or WATS-type Services and may be ordered separately by a customer other than the customer which orders the FGA, FGB, FGC or FGD Switched Access Service. For the Special Access Service the customer shall specify:

- the customer designated premises at which the Special Access service terminates
- the type of line (i.e., two-wire or four-wire)
- the type of calling (i.e., originating, terminating or two-way)
- type of Supervisory Signaling.

When the optional screening, switching and/or recording functions are not provided at the customer serving wire center, Channel Mileage, as set forth in Section 7.2.1 following, must be ordered between that wire center and the nearest WSO where the screening, switching and/or recording functions can be provided.

**5.2.4 Mixed Use Facilities — Switched and Special Access Services**

Mixed use is the provision of both Switched and Special Access Services over the same High Capacity facilities. Mixed use facilities to a hub or ADM equipped wire center will be ordered and provided as Special Access Service. Where mixed use is employed, individual services utilizing these facilities must be ordered either as Switched Access Service or Special Access Service as further elaborated and set forth in Sections 6.4.7 and 7.2.7 following. When placing the order for the individual service(s), the customer must specify a channel assignment for each service ordered.

**ACCESS SERVICE****5. Access Ordering (Cont'd)****5.2 Ordering Requirements (Cont'd)****5.2.5 Miscellaneous Services**

Testing Service, Additional Labor, Telecommunications Service Priority and Special Facilities Routing shall be ordered with an Access Order or may subsequently be added to a pending order at any time up to and including the service date for the access service. When miscellaneous services are added to a pending order a service date change may be required. When a service date change is required, the service date change charge as set forth in Section 17 following will apply. When miscellaneous services are added to a pending order, charges for a design change as set forth in Section 17 following will apply when an engineering review is required. If both a service date change and an engineering review are required, both the Service Date Change Charge and the Design Change Charge will apply as set forth in Section 5.4.3(B) following.

The rates and charges for these services, as set forth in Section 17 of this tariff, will apply in addition to the ordering charges set forth in Section 17 and the rates and charges for the Access Service with which they are associated.

Additional Engineering is not an ordering option, but will be applied to an Access Order when the Telephone Company determines that Additional Engineering is necessary to accommodate a customer request. Additional Engineering will only be required as set forth in Section 13.1 following. When it is required, the customer will be so notified and will be furnished with a written statement setting forth the justification for the Additional Engineering as well as an estimate of the charges. If the customer agrees to the Additional Engineering, a firm order will be established. If the customer does not want the service or facilities after being notified that Additional Engineering of Telephone Company facilities is required, the order will be withdrawn and no charges will apply. Once a firm order has been established, the total charge to the customer for the Additional Engineering may not exceed the estimated amount by more than 10%.

**ACCESS SERVICE**5. Access Ordering (Cont'd)5.2 Ordering Requirements (Cont'd)5.2.6 Frame Relay Access Service

When ordering Frame Relay Access Service, a minimum of two port connections are required for data to be transported between customer-designated premises. When placing an order for Frame Relay Access Service the customer must specify:

- the customer designated premises;
- the type of channel;
- the channel interface(s);
- the technical specification package and options desired;
- whether a Frame Relay Access Connection (i.e., user-to-network interface) or a Frame Relay Inter-network Connection (i.e., network-to-network interface) is required;
- the port speed;
- the number of Permanent Virtual Connections (PVCs) required;
- the location of the ports for each PVC or for connection to DSL Access Services, the location of the port and the DSL Access Service Connection Point;
- the Committed Information Rates (CIRs) that will be associated with each PVC;
- that the traffic consists of more than ten percent interstate traffic.

The port connecting the Special Access facility to the Telephone Company frame relay switch must be ordered and provided at the same speed as the Special Access facility.

When connecting to the port of another customer, the ordering customer must obtain authorization from the other customer.

When an extended PVC is ordered, the customer is responsible for placing the order with all telephone companies involved.

**ACCESS SERVICE**5. Access Ordering (Cont'd)5.2 Ordering Requirements (Cont'd)5.2.6 Frame Relay Access Service (Cont'd)

When ordering a Frame Relay Access Service Term Discount Optional Rate Plan or an upgrade to the plan, discontinuance charges, as specified in Section 16.1.3(A)(3) following, will not apply if the conditions set forth in Section 16.1.3(A)(3) are met and the customer provides the following ordering information:

Term Discounts — Upgrades in Capacity

- The customer's order for the disconnect of the existing service and the installation of the new service are received at the same time and specifically reference the application of upgrade in capacity.
- The customer's disconnect order for the existing service must reference the service installation order.

Customer orders to install and disconnect Frame Relay Access Service connections provided under a Term Discount plan where the facility capacity remains constant and the customer wishes to maintain the existing Term Discount period and minimum service period must:

- Be received at the same time.
- Reference continuation of the existing Term Discount period and the minimum service period on both the installation and disconnect orders.

**ACCESS SERVICE**5. Access Ordering (Cont'd)

(N)

5.2 Ordering Requirements (Cont'd)5.2.7 Ethernet Transport Service (ETS)

When placing an order for ETS, the customer must specify:

- the customer designated premises;
- the type(s) of ETS Port Interface(s);
- the speed for each ETS Port;
- the number and bandwidth capacity for each ETS Channel Termination (ETS CT), ETS Ethernet Virtual Connection (ETS EVC), ETS Extended Ethernet Virtual Connection (ETS E-EVC) and ETS Interconnected Ethernet Virtual Connections (ETS I-EVCs) associated with an ETS Port;
- options desired, if applicable;
- that the traffic consists of more than 10 percent interstate traffic.

When connecting to the ETS Port of another customer, the ordering customer must obtain authorization from the other customer.

Discontinuance charges as specified in Section 16.2.5 (D), following, will not apply when an existing ETS Term Discount Plan customer: 1) orders the disconnect of an existing committed ETS Port and its replacement by one or more newly installed committed ETS Ports(s) as described in Section 16.2.5 (B) (1), following, and 2) complies with the following requirements:

- The customer's orders for the disconnection of the existing committed ETS Port and the installation of the replacement committed ETS Port(s) are submitted to the Telephone Company at the same time.
- Both orders specifically reference the replacement of the existing committed ETS Port with the newly installed committed ETS Port in the customer's existing ETS Term Discount Plan.

(N)

---

Transmittal No. 114

Issued: July 25, 2013

Effective: August 9, 2013



**ACCESS SERVICE****5. Access Ordering (Cont'd)****5.3 Access Orders For Services Provided By More Than One Telephone Company**

Access Services provided by more than one Telephone Company are services where one end of the Local Transport, Directory Transport or Channel Mileage element is in the operating territory of one Telephone Company and the other end of the element is in the operating territory of a different Telephone Company or where the Interim NXX Translation service and the end office are not provided by the same Telephone Company.

The ordering procedure for this service is dependent upon the billing arrangement, as set forth in Section 2.4.7 preceding, to be used by the Telephone Companies involved in providing the Access Service. The Telephone Company will notify the customer which of the ordering procedures will apply.

**5.3.1 Non Meet Point Billing Ordering — FGA****(A) Single Company Billing Ordering**

The Telephone Company receiving the order from the customer will arrange to provide the service and bill the customer as set forth in Section 2.4.7(A)(1). The customer will place the order with the Telephone Company as follows:

For FGA Switched Access Service the customer will place the order with the Telephone Company in whose territory the first point of switching is located. The first point of switching is the dial tone office.

When the first point of switching is not in the same Telephone Company's territory as the Interexchange Carrier premises, the customer must supply a copy of the order to the Telephone Company in whose territory the Interexchange Carrier premises is located and any other Telephone Company(s) involved in providing the service. When service is provided through a centralized equal access provider, the customer must supply a copy of the order to that provider.

**ACCESS SERVICE****5. Access Ordering (Cont'd)****5.3 Access Orders For Services Provided By More Than One Telephone Company (Cont'd)****5.3.2 Meet Point Billing Ordering**

Each Telephone Company will provide its portion of the Access Service within its operating territory to an interconnection point(s) with the other Telephone Company(s). Billing Percentages will be determined by the Telephone Companies involved in providing the Access Service and listed in NATIONAL EXCHANGE CARRIER ASSOCIATION, INC. TARIFF F.C.C. NO. 4. Each Telephone Company will bill the customer for its portion of the service as set forth in Section 2.4.7. All other appropriate charges in each Telephone Company tariff are applicable.

For the service(s) ordered as set forth following, the customer must also supply a copy of the order to the Telephone Company in whose operating territory a customer designated premises is located and any other Telephone Company(s) involved in providing the service. Additionally, when service is provided through a centralized equal access provider, the customer must supply a copy of the order to that provider.

- (A) For Feature Groups A and B Switched Access Services, the customer must place an order with the Telephone Company in whose territory the first point of switching is located, (i.e., FGA — dial tone office, FGB — access tandem or end office). The Telephone Company will designate the first point(s) of switching for FGB Services where the Telephone Company elects to provide equal access through a centralized equal access arrangement.
- (B) For Feature Group C and D Switched Access Services, the customer must place an order with the Telephone Company in whose territory the end office is located. Customers may, at their option, order FGD to the access tandem. When ordered to the access tandem, and the access tandem and the end office are not in the same Telephone Company operating territory, the customer must also supply a copy of the order to each additional Telephone Company subtending the access tandem.
- (C) Customers ordering Special Access Service to be interconnected with Switched Access Services at Telephone Company designated WATS Serving Offices for the provision of WATS or WATS-type Services must place an order with each Telephone Company in whose territory the end office and the WATS Serving Office are located, if they are not collocated.

**ACCESS SERVICE**5. Access Ordering (Cont'd)5.3 Access Orders For Services Provided By More Than One Telephone Company (Cont'd)5.3.2 Meet Point Billing Ordering (Cont'd)

- (D) Except for Special Access Service as set forth in Section 5.3.2(C) above or as set forth in Section 5.3.2(E) below, the customer may place the order for a Special Access Service with either Exchange Telephone Company.
- (E) For Special Access Service involving a hub(s) the customer must place the order with the Telephone Company(s) in whose territory the hub(s) is located.
- (F) For Directory Assistance Service, the customer must place an order with the Telephone Company in whose territory the Directory Assistance Location is located.
- (G) For initiation, additions, changes or deletions to the Interim NXX Translation code(s), the customer must place an order with the Telephone Company who provides the Interim NXX Translation. The customer must also provide a copy of the order to the Telephone Companies subtending the Interim NXX Translation office.
- (H) For a Special Access Service connection to a frame relay network, the customer must place the order with the Telephone Company that provides the frame relay switch. Special Access Service in this situation must be ordered to the wire center equipped with a frame relay switch.

**ACCESS SERVICE****5. Access Ordering (Cont'd)****5.4 Charges Associated with Access Ordering****5.4.1 Access Order Charge**

The Access Order Charge is applied to all customer requests for new Special Access, Public Packet Data Network, Switched Access, Directory Assistance, and Symmetric Digital Subscriber Line Access Services. In addition, the Access Order Charge is applicable to customer requests for additions, changes or rearrangements to existing Special Access, Public Packet Data Network, Switched Access, Directory Assistance and Digital Subscriber Line Access Services with the following exceptions:

The Access Order Charge does not apply:

- When a Service Date Change Charge is applicable.
- When a Design Change Charge is applicable.
- To administrative changes as set forth in Sections 6.4.1(B)(3), 7.2.2(C)(3), 8.1.5(D), 8.2.5(D) and (C) 16.1.2(B)(2)(b) following.
- When a change to a pending order does not result in the cancellation of the pending order and the issuance of a new order.
- When the Interim NXX Translation charge is applicable.
- When a Miscellaneous Service Order Charge is applicable.
- When a Presubscription Charge is applicable.
- When a Telephone Company initiated network reconfiguration requires a customer's existing access service to be reconfigured.
- When a service with an ICB rate is converted to a similar service with a non-ICB tariff rate prior to the expiration of the ICB.
- When a Billing Name and Address Order charge is applicable.
- When a 900 Blocking Service charge is applicable.
- When a customer with a Special Access DS3 Capacity Discount converts to Special Access Synchronous Optical Channel Service.

**ACCESS SERVICE****5. Access Ordering (Cont'd)****5.4 Charges Associated with Access Ordering (Cont'd)****5.4.1 Access Order Charge (Cont'd)**

The Access Order Charge does not apply (Cont'd):

- When Payphone Service Providers (PSPs) obtain Coin Supervision Additive Service in conjunction with local exchange service lines for the provision of pay telephone service.
- To ADSL Access Service as set forth in Section 8.1, following and to SDSL Access Service Voice-Data option as set forth in Section 8.2, following.
- When a DSL Network Reconfiguration Charge is applicable.
- To Local Number Portability (LNP) Services as set forth in Section 13.14, following.
- To Government Emergency Telecommunications Service (GETS) as set forth in Section 10.5.1(C), following.

The Access Order Charge will be applied on a per order basis to each order received by the Telephone Company or copy of an order received by the Telephone Company pursuant to Sections 5.3.1 and 5.3.2 preceding, except by the Telephone Company applying the Interim NXX Translation charge, and is in addition to other applicable charges as set forth in this and other sections of this tariff.

The Access Order Charge will be applied on a per order basis for any change, rearrangement or addition to the delivery of signaling to an existing STP Port. The Access Order Charge will be applied on a per order basis for any change, rearrangement or addition of CICs to an existing Feature Group B or Feature Group D trunk group.

The Access Order Charge will be applied on a per order basis to establish a new Term Plan under the DSL Access Services Discount Pricing Arrangement or to convert in-service ADSL and/or SDSL Access Service lines originally purchased under the provisions specified in Sections 8.1 and/or 8.2, following, to a DSL Access Services Discount Pricing Arrangement as described in Section 8.3, following.

**ACCESS SERVICE****5. Access Ordering (Cont'd)****5.4 Charges Associated with Access Ordering (Cont'd)****5.4.2 Miscellaneous Service Order Charge**

A Miscellaneous Service Order Charge, as set forth in Section 17 following, applies to any service or combination of services ordered simultaneously from Section 13 of the tariff for which a service order is not already pending [with the exception of Presubscription (Section 13.4), 900 Blocking Service (Section 13.8), Billing Name and Address Service (Section 13.9), and Local Number Portability Services (Section 13.14) which do not have the charge applied]. The Miscellaneous Service Order Charge is an administrative charge designed to compensate for the expenses associated with service order issuance.

The charge always applies to the following services since a pending service order would not exist:

- Overtime Repair (Section 13.2.2),
- Standby Repair (Section 13.2.3),
- Testing and Maintenance with Other Telephone Companies other than when in conjunction with Acceptance Testing (Section 13.2.4),
- Other Labor (Section 13.2.5),
- Maintenance of Service (Section 13.3.2).

The Miscellaneous Service Order Charge will also apply to the following services if they are ordered subsequent to the initial installation of the associated access service, thereby necessitating the issuance of another service order:

- Telecommunications Service Priority (Section 13.3.3),
- Controller Arrangement [Section 13.3.4(A)],
- International Blocking Service (Section 13.8.1),
- Originating Line Screening (OLS) Service (Section 13.10).

**ACCESS SERVICE****5. Access Ordering (Cont'd)****5.4 Charges Associated with Access Ordering (Cont'd)****5.4.2 Miscellaneous Service Order Charge (Cont'd)**

The charge does not apply to the following services since there would exist a pending service order:

- Additional Engineering (Section 13.1),
- Overtime Installation (Section 13.2.1),
- Standby Acceptance Testing (Section 13.2.3),
- Testing and Maintenance with Other Telephone Companies when in conjunction with Acceptance Testing (Section 13.2.4),
- Additional Cooperative Acceptance Testing [Sections 13.3.1(A)(1) and 13.3.1(B)(1)],
- Coin Supervision Additive Service (Section 13.12).

**5.4.3 Access Order Change Charges**

Access Order changes involve service date changes and design changes. The customer may request a change of its Access Order prior to the service date. The Telephone Company will make every effort to accommodate a requested change when it is able to do so with the normal work force assigned to complete such an order within normal business hours. If the change cannot be made with the normal work force during normal business hours, the Telephone Company will notify the customer. If the customer still desires the Access Order change, the Telephone Company will schedule a new service date as set forth in Section 5.1.2 preceding. All charges for Access Order change as set forth in Sections 17 will apply on a per occurrence basis.

Any increase in the number of Special Access Service channels, or Switched Access Service lines, trunks, or busy hour minutes of capacity, or Frame Relay Connections and/or PVCs or CCS/SS7 Port Terminations will be treated as a new Access Order (for the increased amount only).

If order changes are necessary to satisfy the transmission performance for a Special Access Service ordered by a customer, these changes will be made without order change charges being incurred by the customer.

**ACCESS SERVICE****5. Access Ordering (Cont'd)****5.4 Charges Associated with Access Ordering (Cont'd)****5.4.3 Access Order Change Charges (Cont'd)****(A) Service Date Change**

The customer may request a change of service date on a pending Access Order prior to the service date. A change of service date is a change of the scheduled service date by the customer to either an earlier date or a later date that does not exceed 30 calendar days from the original service date.

If the Telephone Company determines that the customer's request can be accommodated without delaying the service dates for orders of other customers, the service date will be changed and the Service Date Change Charge, as set forth in Section 17 following, will be applied to the order.

If the service date is changed to an earlier date, and the Telephone Company determines additional labor or extraordinary costs are necessary to meet the earlier service date requested by the customer, the customer will be notified by the Telephone Company that Expedited Order Charges as set forth in Section 5.1.2 preceding apply. Such charges will apply in addition to the Service Date Change Charge.

If the requested service date exceeds 30 calendar days following the original service date, and the Telephone Company determines that the customer's request can be accommodated, the Telephone Company will cancel the original order and apply the Cancellation Charges as set forth in Section 5.5.3 following. A new Access Order with a new service date will be issued. The Service Date Change Charge will not apply, however, the Access Order Charge will apply to the new order.

If the service date is changed due to a design change as set forth in Section 5.4.3(B) following, the Service Date Change Charge will apply.



**ACCESS SERVICE**5. Access Ordering (Cont'd)5.4 Charges Associated with Access Ordering (Cont'd)5.4.3 Access Order Change Charges (Cont'd)(B) Design Change

The customer may request a design change to the service ordered prior to the requested service date. A design change is any change to an Access Order that requires engineering review. An engineering review is a review by Telephone Company personnel, of the service ordered and the requested changes to determine what changes in the design, if any, are necessary to meet the changes requested by the customer. Design changes include such things as the addition or deletion of optional features or functions or a change in the type of Transport Termination (Switched Access only), type of channel interface, type of Interface Group or technical specification package, or a change in the destination or speed of PVC. Design changes do not include a change of customer-designated premises, first point of switching, Feature Group type or channel type. Changes of this nature will require the issuance of a new order and the cancellation of the original order with appropriate cancellation charges applied.

The Telephone Company will review the requested change, notify the customer whether the change is a design change, if the change can be accommodated and if a new service date is required. If the customer authorizes the Telephone Company to proceed with the design change, a Design Change Charge as set forth in Section 17 following will apply in addition to the charge for Additional Engineering as set forth in Section 17 following. If a change of service date is required, the Service Date Change Charge as set forth in Section 17 following will also apply. The Access Order Charge as specified in Section 17 following does not apply.

**ACCESS SERVICE****5. Access Ordering (Cont'd)****5.5 Minimum Periods and Cancellations****5.5.1 Minimum Periods**

The minimum period for part-time Video and Program Audio Special Access Services is one day as set forth in Section 7.2.4 following even though the service will be provided only for the duration of the event specified on the order (e.g., one-half hour, two hours, five hours, etc.).

The minimum period for Switched Access High Capacity DS3 and Synchronous Optical Channel Entrance Facilities and Direct Trunked Transport is as set forth in Section 6.1.3(A) following. The minimum period for Special Access High Capacity Service and Synchronous Optical Channel Service is as set forth in Sections 7.2.4 and 7.2.8 following. The minimum period for Frame Relay Access Service is as set forth in Sections 16.1.2(C) and 16.1.3 following.

The minimum period for which Directory Assistance Service and the Directory Access Service is provided and for which charges apply is six months. A minimum period of six months applies for each additional period of service ordered or extended.

Switched Access usage rated services (i.e., End Office, Common Line, and Tandem Switched Transport) have no minimum period.

The minimum period for which all other Access Service is provided and for which charges are applicable is one month.

**5.5.2 Development of Minimum Period Charges**

When Access Service is disconnected after commencement of service, but prior to the expiration of the minimum period, charges are applicable for the balance of the minimum period. A disconnect constitutes facilities being returned to available inventory.

**ACCESS SERVICE****5. Access Ordering (Cont'd)****5.5 Minimum Periods and Cancellations (Cont'd)****5.5.2 Development of Minimum Period Charges (Cont'd)**

The Minimum Period Charge for monthly-billed services will be determined as follows:

- (A) For flat-rated Switched Access Service, the charge for a month or fraction thereof is equal to the applicable recurring charges plus any nonrecurring and/or Special Construction charge(s) that may be due.
- (B) For Special Access Service and Public Packet Data Network Service the charge for a month or fraction thereof is the applicable monthly rates for the appropriate channel type plus any optional features, nonrecurring and/or special construction charge(s) that may apply.
- (C) The Minimum Period Charge for part-time Video and Program Audio Services is the applicable daily rate for the appropriate channel type as set forth in Section 7.2.4 following.
- (D) The Minimum Period Charge for Digital Subscriber Line Access Service is the applicable monthly rate or fraction thereof plus any nonrecurring charge(s) that may apply.
- (E) The Minimum Period Charge for Directory Access Service is developed as set forth in Section 9.4.4 following.

**5.5.3 Cancellation of an Access Order**

- (A) A customer may cancel an Access Order for the installation of service on any date prior to the service date. The cancellation date is the date the Telephone Company receives written or verbal notice from the customer that the order is to be cancelled. The verbal notice must be followed by written confirmation within 10 days. If a customer or a customer's end user is unable to accept Access Service within 30 calendar days after the original service date, the customer has the choice of the following options:

- The Access Order shall be canceled and charges set forth in Section 5.5.3(B) following will apply or,
- Billing for the service will commence.

In such instances, the cancellation date or the billing date, depending on which option is selected by the customer, shall be the 31st day beyond the original service date of the Access Order.

**ACCESS SERVICE****5. Access Ordering (Cont'd)****5.5 Minimum Periods and Cancellations (Cont'd)****5.5.3 Cancellation of an Access Order (Cont'd)**

- (B) When a customer cancels an Access Order for the installation of service, a Cancellation Charge will apply as follows:
  - (1) Installation of Switched Access, Special Access or Public Packet Data Network Service facilities is considered to have started when the Telephone Company incurs any cost in connection therewith or in preparation thereof which would not otherwise have been incurred.
  - (2) Where the customer cancels an Access Order prior to the start of installation of access facilities, no charges shall apply.
  - (3) Where installation of access facilities has been started prior to the cancellation, the charges specified in Sections 5.5.3(B)(3)(a) or 5.5.3(B)(3)(b) following, whichever is lower, shall apply.
    - (a) A charge equal to the costs incurred in such installation, less estimated net salvage. Such costs include the nonrecoverable cost of equipment and material ordered, provided or used, plus the nonrecoverable cost of installation and removal including the costs of engineering, labor, supervision, transportation, rights-of-way and other associated costs;
    - (b) The minimum period charges for Switched Access, Special Access, or Public Packet Data Network Service ordered by the customer, as set forth in Section 5.5.2 preceding.
- (C) When a customer cancels an order for the discontinuance of service, no charges apply for the cancellation.
- (D) When a customer cancels an order for the installation of ADSL Access Service or SDSL Access Service Voice-Data option, no charges apply for the cancellation.
- (E) If the Telephone Company misses a service date by more than 30 days and such delay is not requested or caused by the customer (excluding those circumstances where the date is missed due to acts of God, governmental requirements, work stoppages and civil commotions), the customer may cancel the Access Order without incurring cancellation charges.

## ACCESS SERVICE

### 5. Access Ordering (Cont'd)

#### 5.5 Minimum Periods and Cancellations (Cont'd)

##### 5.5.4 Partial Cancellation Charge

Any decrease in the number of ordered Special Access Service channels, or Switched Access Service lines, trunks, or busy hour minutes of capacity, or Frame Relay Connections and/or PVCs or CCS/SS7 Port Terminations will be treated as a partial cancellation and charges will be determined as set forth in Section 5.5.3(B) preceding.

**ACCESS SERVICE****6. Switched Access Service****6.1 General**

Switched Access Service, which is available to customers for their use in furnishing their services to end users, provides a two-point communications path between a customer designated premises and an end user's premises. It provides for the use of common terminating, switching, and trunking facilities and for the use of common subscriber plant of the Telephone Company. Switched Access Service provides for the ability to originate calls from an end user's premises to a customer designated premises, and to terminate calls from a customer designated premises to an end user's premises in the LATA where it is provided. Specific references to material describing the elements of Switched Access Service are provided in Sections 6.1.3 and 6.5 through 6.9 following.

Rates and charges for Switched Access Service depend generally on the specific Feature Group ordered by the customer, e.g., for MTS or WATS services or MTS/WATS equivalent services, and whether it is provided in a Telephone Company end office that is equipped to provide equal or non-equal access. The application of rates for Switched Access Service is described in Section 6.4 following. Rates and charges for services other than Switched Access Service, e.g., a customer's interLATA toll message service, may also be applicable when Switched Access Service is used in conjunction with these other services. Descriptions of such applicability are provided in Sections 6.4.5, 6.4.9, 6.5.1(H), 6.5.3, 6.6.1(G), 6.6.2(D), 6.7.1(F) and 6.8.1(E) following. Finally, a credit is applied against line side Switched Access Service charges as described in Section 6.4.8 following.

The following provision applies to the treatment of Toll VoIP-PSTN Traffic pursuant to the Federal Communications Commission's Part 51 Interconnection Rules and in compliance with the Federal Communications Commission's Report and Order and Further Notice of Proposed Rulemaking in CC Docket Nos. 96-45 and 01-92; GN Docket No. 09-51; WC Docket Nos. 03-109, 05-337, 07-135 and 10-90; and WT Docket No. 10-208, adopted October 27, 2011 and released November 18, 2011 (FCC 11-161). In the absence of an interconnection agreement between the Telephone Company and the customer specifying the treatment of Toll VoIP-PSTN Traffic, the Telephone Company will bill the customer the applicable switched access rates and charges specified in Section 17.2, following, on all jurisdictionally interstate voice traffic identified as Toll VoIP-PSTN Traffic.

(N)  
|  
(N)

---

Transmittal No. 107

Issued: January 13, 2012

Effective: January 28, 2012

**ACCESS SERVICE****6. Switched Access Service (Cont'd)****6.1 General (Cont'd)****6.1.1 Description and Provision of Switched Access Service Arrangements****(A) Description**

Switched Access Service is provided in four different Feature Group arrangements, which are service categories of standard and optional features. These are differentiated by their technical characteristics, e.g., line side vs. trunk side connection at the Telephone Company first point of switching. They are also differentiated by optional feature availability and the manner in which the end user accesses them in originating calling, e.g., with or without access codes of various lengths and digits.

Except as provided for in Sections 6.1.3 (A) (1) and 6.8.1 (M), following, the provision of each Feature Group requires Local Transport facilities, including an Entrance Facility, and the appropriate End Office functions. In addition, Special Access Service may, at the option of the customer, be connected with Feature Groups A, B, C, or D at Telephone Company designated WATS Serving Offices. In addition, IPG may, at the option of the customer, be connected with Feature Group D at Telephone Company designated IPG SWCs.

(T)  
|  
(T)

There are three specific transmission specifications (i.e., Types A, B and C) that have been identified for the provision of Feature Groups. The technical specifications for the Entrance Facility and Direct Trunked Transport are the same as those set forth in Section 7 following for Voice Grade, High Capacity Service. The specifications provided are dependent on the Interface Group and the routing of the service, i.e., whether the service is routed directly to the end office or via an access tandem. The parameters for the transmission specifications are set forth in Section 15.1.2 following.

Feature Groups are arranged either for originating, terminating or two-way calling, based on the customer end office switching capacity ordered. Originating calling permits the delivery of calls from Telephone Exchange Service locations to the customer designated premises. Terminating calling permits the delivery of calls from the customer designated premises to Telephone Exchange Service locations. Two-way calling permits the delivery of calls in both directions, but not simultaneously. The Telephone Company will determine the type of calling to be provided unless the customer requests that a different type of directional calling is to be provided. In such cases, the Telephone Company will work cooperatively with the customer to determine the directionality.

Transmittal No. 107

Issued: January 13, 2012

Effective: January 28, 2012

**ACCESS SERVICE****6. Switched Access Service (Cont'd)****6.1 General (Cont'd)****6.1.1 Description and Provision of Switched Access Service Arrangements (Cont'd)****(A) Description (Cont'd)**

There are various optional features associated with Local Transport, Common Switching and Transport Termination available with the Feature Groups. In addition, the Interim NXX Translation and Operator Transfer Service optional features are available with Feature Group C and Feature Group D.

Operator Transfer Services will be provided over FGC or FGD switched access service trunks from the operator service location to the customer's premises. Where required by technical limitations, a separate FGC or FGD trunk group will be established for Operator Transfer Service. The operator service location will provide trunk answer and disconnect supervisory signaling to the customer.

Detailed descriptions of each of the available Feature Groups are set forth in Sections 6.5 through 6.9 following. Each Feature Group is described in terms of its specific physical characteristics and calling capabilities, the optional features available for use with it and the standard testing capabilities.

The Common Switching and Transport Termination optional features, which are described in Section 6.10 following, unless specifically stated otherwise, are available at all Telephone Company end office switches.



**ACCESS SERVICE****6. Switched Access Service (Cont'd)****6.1 General (Cont'd)****6.1.1 Description and Provision of Switched Access Service Arrangements (Cont'd)****(B) Manner of Provision**

Switched Access is furnished in either quantities of lines or trunks, or in busy hour minutes of capacity (BHMCs). FGA Access and FGB Access are furnished on a per-line or per-trunk basis, respectively. FGC Access and FGD Access are furnished on a BHMC and on a per trunk basis as set forth in Section 5.2 preceding.

BHMCs are differentiated by type and directionality of traffic carried over a Switched Access Service arrangement. Differentiation of traffic among BHMC types is necessary for the Telephone Company to properly design Switched Access Service to meet the traffic carrying capacity requirement of the customer.

There are three major BHMC categories identified as: Originating, Terminating and Directory Assistance. Originating BHMCs represent access capacity within a LATA for carrying traffic from the end user to the customer; Terminating BHMCs represent access capacity within a LATA for carrying traffic from the customer to the end user; and, Directory Assistance BHMCs represent access capacity within a LATA for carrying Directory Assistance traffic from the customer to a Directory Assistance location. When ordering capacity for FGC Access or FGD Access in BHMCs, the customer must at a minimum specify such access capacity in terms of Originating BHMCs and/or Terminating BHMCs.

Because some customers will wish to further segregate their originating traffic into separate trunk groups, or because segregation may be required by network considerations originating BHMCs are further categorized into Domestic, 700, 800 series, 900, Operator, IDDD and Operator Transfer Services. Domestic BHMCs represent access capacity for carrying only domestic traffic other than 700, 800 series, 900, Operator and Operator Transfer Services traffic; IDDD BHMCs represent access capacity for carrying only international traffic; and, 700, 800 series, 900, Operator and Operator Transfer Services BHMCs represent access capacity for carrying, respectively, only 700, 800 series, 900, Operator or Operator Transfer Services traffic. When ordering such types of access capacity, the customer must specify Domestic, 700, 800 series, 900, Operator, IDDD or Operator Transfer Services BHMCs.

**ACCESS SERVICE****6. Switched Access Service (Cont'd)****6.1 General (Cont'd)****6.1.2 Ordering Options and Conditions**

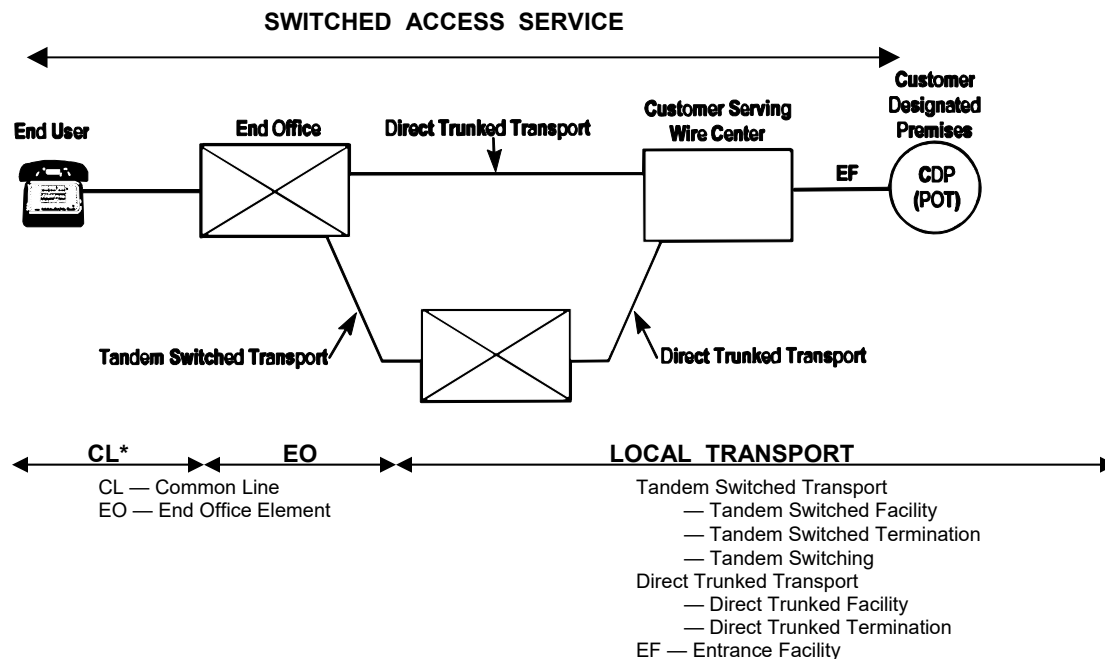
Switched Access Service is ordered under the Access Order provisions set forth in Section 5.2 preceding. Also, included in that section is regulations concerning miscellaneous service order charges, which may be associated with Switched Access Service ordering (e.g., Service Date Changes, Cancellations, etc.).

**6.1.3 Rate Categories**

There are four rate categories, which apply to Switched Access Service:

- Local Transport [described in Section 6.1.3(A) following]
- End Office [described in Section 6.1.3(B) following]
- Chargeable Optional Features [described in Section 6.1.3(C) following]
- Common Line (described in Section 3. preceding)

The following diagram depicts a generic view of the components of Switched Access Service and the manner in which the components are combined to provide a complete Access Service.



\* Common Line Access Service is provided under Section 3 preceding.

**ACCESS SERVICE****6. Switched Access Service (Cont'd)****6.1 General (Cont'd)****6.1.3 Rate Categories (Cont'd)****(A) Local Transport**

The Local Transport rate category establishes the charges related to the transmission and tandem switching facilities between the customer designated premises and the end office switch(es), which may be a Remote Switching Module(s) or WATS Serving Office, where the customer's traffic is switched to originate or terminate the customer's communications. Mileage measurement rules are set forth in Section 6.4.6 following and in this section.

Local Transport is a two-way voice frequency transmission path composed of facilities determined by the Telephone Company. The two-way voice frequency transmission path permits the transport of calls in the originating direction (from the end user end office switch to the customer designated premises) and in the terminating direction (from the customer designated premises to the end office switch), but not simultaneously. The voice frequency transmission path may be comprised of any form or configuration of plant capable of and typically used in the telecommunications industry for the transmission of voice and associated telephone signals within the frequency bandwidth of approximately 300 to 3000 Hz. The customer must specify the choice of facilities (i.e., Voice Grade 2 or 4 wire or High Capacity DS1) to be used in the provision of the Direct Trunked Transport or Entrance Facility.

The customer must specify when ordering (1) whether the service is to be directly routed to an end office switch or through an access tandem switch, (2) the type of Direct Trunked Transport and whether it will overflow to Tandem Switched Transport when service is directly routed to an end office, (3) the type of Entrance Facility, (4) the directionality of the service, and (5) when multiplexing is required, the hub(s) at which the multiplexing will be provided.

When the customer has both Tandem Switched Transport and Direct Trunked Transport at the same end office, the customer will be provided Alternate Traffic Routing as set forth in Section 6.4.6 following.

Direct Trunked Transport is available at all tandems and at all end offices. Direct Trunked Transport is not available: (1) from end offices that provide equal access through a Centralized Equal Access arrangement, or (2) from end offices that lack recording or measurement capability.

**ACCESS SERVICE****6. Switched Access Service (Cont'd)****6.1 General (Cont'd)****6.1.3 Rate Categories (Cont'd)****(A) Local Transport (Cont'd)**

Normally, Direct Trunked Transport of originating 800 series calls from an end office is available only from Service Switching Point (SSP) equipped end offices. However, certain SSP equipped end offices cannot accommodate the direct trunking of the 800 series (other than the 800 service access code) service access code. Additionally, certain non-SSP equipped end offices can accommodate direct trunking of originating 800 series calls.

Unless otherwise ordered by the F.C.C., where the Telephone Company elects to provide equal access through a Centralized Equal Access arrangement, the Telephone Company will designate the serving wire center. The designated SWC will normally be that wire center which provides dial tone to the telephone company Centralized Equal Access tandem. When service is provided in cooperation with a non-telephone company provider of Centralized Equal Access, the SWC will be that wire center which would normally provide dial tone to the telephone company point of interconnection with the non-telephone company provider of Centralized Equal Access specified in the tariff of the Centralized Equal Access provider.

Local Transport is provided at the rates and charges set forth in Section 17 following. The application of these rates with respect to individual Feature Groups is as set forth in Section 6.4.1(C) following. When more than one Telephone Company is involved in providing the Switched Access Service, the Local Transport rates are applied as set forth in Section 2.4.7 preceding.

The Local Transport Rate Category includes four classifications of rate elements: (1) Entrance Facility, (2) Direct Trunked Transport, (3) Tandem Switched Transport, and (4) Multiplexing.

**ACCESS SERVICE**6. Switched Access Service (Cont'd)6.1 General (Cont'd)6.1.3 Rate Categories (Cont'd)(A) Local Transport (Cont'd)(1) Entrance Facility

The Entrance Facility recovers a portion of the costs associated with a communications path between a customer designated premises and the serving wire center of that premises. Included as part of the Entrance Facility is a standard channel interface arrangement which defines the technical characteristics associated with the type of facilities to which the access service is to be connected at the customer designated premises and the type of signaling capability, if any.

Five types of Entrance Facility are available:

- Voice Grade 2 or 4 wire
  - an analog channel with an approximate bandwidth of 300 to 3000 Hz;
- High Capacity DS1
  - an isochronous serial digital channel with a rate of 1.544 Mbps;
- High Capacity DS3
  - an isochronous serial digital channel with a rate of 44.736 Mbps;

(2) Direct Trunked Transport

The Direct Trunked Transport rate elements recover a portion of the cost associated with a communications path or circuits dedicated to the use of a single customer between:

- the serving wire center and an end office,
- the serving wire center and a tandem,
- the serving wire center and a hub,
- a hub and an end office,
- the serving wire center and an ADM equipped wire center where add/drop multiplexing functions are performed,
- an ADM equipped wire center and an end office.

Direct Trunked Transport is not available: (1) from end offices that provide equal access through a Centralized Equal Access arrangement, or (2) from end offices that lack recording or measurement capability.

**ACCESS SERVICE**6. Switched Access Service (Cont'd)6.1 General (Cont'd)6.1.3 Rate Categories (Cont'd)(A) Local Transport (Cont'd)(2) Direct Trunked Transport (Cont'd)

Normally, Direct Trunked Transport of originating 800 series calls from an end office is available only from Service Switching Point (SSP) equipped end offices. However, certain SSP equipped end offices cannot accommodate the direct trunking of the 800 series (other than the 800 service access code) service access code. Additionally, certain non-SSP equipped end offices can accommodate direct trunking of originating 800 series calls.

Two types of Direct Trunked Transport are available:

- Voice Grade 2 or 4 wire
  - an analog channel with an approximate bandwidth of 300 to 3000 Hz;
- High Capacity DS1
  - an isochronous serial digital channel with a rate of 1.544 Mbps;
- High Capacity DS3
  - an isochronous serial digital channel with a rate of 44.736 Mbps

DS1 Direct Trunked Transport cannot be terminated at end offices that are not identified as hub offices that provide DS1 to Voice Grade multiplexing or are not electronic end offices.

Additionally, DS3 Direct Trunked Transport cannot be terminated at end offices that are not identified as hub offices that provide DS3 to DS1 multiplexing.

Direct Trunked Transport rates consist of a Direct Trunked Facility rate specified in Section 17 following which is applied on a per mile basis and a Direct Trunked Termination rate, which is applied at each end of each measured segment of the Direct Trunked Facility (e.g., at the end office, tandem, hub, ADM equipped wire center, and serving wire center). When the Direct Trunked Facility mileage is zero, neither the Direct Trunked Facility rate nor the Direct Trunked Termination rate will apply.

**ACCESS SERVICE****6. Switched Access Service (Cont'd)****6.1 General (Cont'd)****6.1.3 Rate Categories (Cont'd)****(A) Local Transport (Cont'd)****(2) Direct Trunked Transport (Cont'd)**

The Direct Trunked Facility rate recovers a portion of the costs of transmission facilities, including intermediate transmission circuit equipment, between the end points of the interoffice circuits. The Direct Trunked Termination rate specified in Section 17 following recovers a portion of the costs of the circuit equipment that is necessary for the termination of each end of the Direct Trunked Facility.

**(3) Tandem Switched Transport**

The Tandem Switched Transport rate elements recover a portion of the costs associated with a communications path between a tandem and an end office on circuits that are switched at a tandem switch.

Tandem Switched Transport rates consist of a Tandem Switching rate, a Tandem Switched Facility rate, and a Tandem Switched Termination rate.

In those instances where an SSP equipped end office is capable of handling 800 traffic on a direct trunked basis but incapable of handling 800 series (other than the 800 service access code) traffic on a direct trunked basis, a full credit will be provided for tandem switched transport charges associated with FGC and FGD service for 888 traffic delivered at the tandem. This results in all 800 series traffic being rated as direct trunked transport regardless of whether the SSP equipped end office is capable of handling 800 series (other than the 800 service access code) traffic on a direct trunked basis.

- (a) The Tandem Switching rate recovers a portion of the costs of switching traffic through an access tandem. The Tandem Switching rate specified in Section 17 following is applied on a per access minute per tandem basis for all originating and all terminating minutes of use switched at the tandem.

**ACCESS SERVICE****6. Switched Access Service (Cont'd)****6.1 General (Cont'd)****6.1.3 Rate Categories (Cont'd)****(A) Local Transport (Cont'd)****(3) Tandem Switched Transport (Cont'd)**

- (b) The Tandem Switched Facility rate recovers a portion of the costs of transmission facilities, including intermediate transmission circuit equipment, between the end points of interoffice circuits. The Tandem Switched Facility rate specified in Section 17 following is applied on a per access minute per mile basis for all originating and terminating minutes of use routed over the facility.
- (c) The Tandem Switched Termination rate recovers a portion of the costs of circuit equipment necessary for the termination of each end of each measured segment of the Tandem Switched Facility. The Tandem Switched Termination rate specified in Section 17 following is applied on a per access minute basis (for all originating and terminating minutes of use routed over the facility) at each end of each measured segment of Tandem Switched Facility (e.g., at the end office, Feature Group A dial tone office, host office and the access tandem). When the Tandem Switched Facility mileage is zero, neither the Tandem Switched Facility rate nor the Tandem Switched Termination rate will apply.



**ACCESS SERVICE****6. Switched Access Service (Cont'd)****6.1 General (Cont'd)****6.1.3 Rate Categories (Cont'd)****(A) Local Transport (Cont'd)****(5) Multiplexing**

Multiplexing provides an arrangement for converting a single, higher capacity or bandwidth circuit to several lower capacity or bandwidth circuits.

When a derived channel is itself multiplexed to derive additional channels with a lesser capacity, this is referred to as cascade multiplexing. When cascade multiplexing occurs, a charge for the additional multiplexing function applies. When cascade multiplexing is performed at different hubbing locations, Direct Trunked Transport charges also apply between the hubs.

The following multiplexing arrangements are offered for use with Switched Access Service.

- (a) DS1 to Voice Grade Multiplexing charges apply when a High Capacity DS1 Entrance Facility or High Capacity DS1 Direct Trunked Transport is connected with Voice Grade Direct Trunked Transport. However, a DS1 to Voice Grade Multiplexing Charge does not apply when a High Capacity DS1 Entrance Facility or High Capacity DS1 Direct Trunked Transport is terminated at an electronic end office and only Switched Access Service is provided over the DS1 facility (i.e., Voice Grade Special Access channels are not derived). The DS1 to Voice Grade multiplexer will convert a 1.544 Mbps channel to 24 Voice Grade channels.
- (b) DS3 to DS1 multiplexing charges apply when a High Capacity DS3 Entrance Facility or High Capacity DS3 Direct Trunked Transport is connected with High Capacity DS1 Direct Trunked Transport. The DS3 to DS1 multiplexer will convert a 44.736 mbps channel to 28 DS1 channels using digital time division multiplexing.

**ACCESS SERVICE**6. Switched Access Service (Cont'd)6.1 General (Cont'd)6.1.3 Rate Categories (Cont'd)(A) Local Transport (Cont'd)(6) Add/Drop Multiplexing

The Add/Drop Multiplexing Central Office Port charge applies to the interface provided at a Telephone Company wire center for the purpose of adding or dropping lower capacity services from Direct Trunked Transport. Central Office Ports are available at the following speeds:

<u>Central Office</u>	<u>Port Speed</u>
DS1	1.544 Mbps
DS3	44.736 Mbps

When a DS1 channel is further multiplexed to a lower level signal, a DS1 to Voice Grade Multiplexing charge will also apply.

When a DS3 Channel is further multiplexed to obtain DS1 service, a DS3 to DS1 Multiplexing charge will apply in addition to the DS3 port charge.

(7) Customer Node

Customer Premises Port charges apply in conjunction with the Customer Node charge. Each Customer Premises Port provides the interface to derive a lower capacity service at the customer premises. The type and quantity of ports is determined by the customer and is based on the type of Customer Node selected and the number of DS1 or DS3 channels ordered. Customer Premises Ports are available at the following speeds:

<u>Customer Premises Port</u>	<u>Speed</u>
DS1	1.544 Mbps
DS3	44.736 Mbps

(8) Interface Groups

Ten Interface Groups are provided for terminating the Entrance Facility at the customer's designated premises. Technical specifications concerning the available interface groups are set forth in Section 15.1 following.

**ACCESS SERVICE**6. Switched Access Service (Cont'd)6.1 General (Cont'd)6.1.3 Rate Categories (Cont'd)(A) Local Transport (Cont'd)(9) Nonchargeable Optional Features

Where transmission facilities permit, the individual transmission path between the customer's designated premises and the first point of switching, may at the option of the customer, be provided with the following optional features as set forth and described in Section 15.1.1(E) following.

- Supervisory Signaling
- Customer Specified Entry Switch Receive Level
- Customer Specification of Local Transport Termination
- 64 Clear Channel Capability

The SSRIT feature is set forth and described in Sections 7.10.3(E) and 7.11.3(C) following.

When a customer subscribes to Common Channel Signaling (SS7) Network Connection Service (CCSNC Service), the following optional features are made available and are described in Section 6.10.1 following.

- Signaling System 7 (SS7) Signaling
- Calling Party Number
- Carrier Selection Parameter
- Charge Number Parameter
- Carrier Identification Parameter

**ACCESS SERVICE****6. Switched Access Service (Cont'd)****6.1 General (Cont'd)****6.1.3 Rate Categories (Cont'd)****(A) Local Transport (Cont'd)****(10) Chargeable Optional Features**

Common Channel Signaling, Signaling System 7 (CCS/SS7) Network Connection (CCSNC) Service provides a signaling path between a customer's designated Signaling Point of Interface (SPOI) and a Telephone Company's Signaling Transfer Point (STP). CCSNC is provided as set forth in Section 6.10.3 following.

800 Data Base Access Service is provided to all customers in conjunction with FGC and FGD switched access service. A Basic or Vertical Feature Query charge is assessed for each completed query returned from the 800 data base whether or not the actual call is delivered to the customer. The query is considered completed when the appropriate call routing information is returned to the Service Switching Point (SSP) that launched the query. The Basic Query provides the identification of the customer to whom the call will be delivered and includes area of service routing which allows routing of 800 series calls by telephone companies to different interexchange carriers based on the Local Access Transport Area (LATA) in which the call originates. The Vertical Feature Query provides this same customer identification function in addition to vertical features which may include: (1) call validation (ensuring that calls originate from subscribed service areas); (2) POTS translation of 800 series numbers (which is generally necessary for the routing of 800 series calls); (3) alternate POTS translation (which allows subscribers to vary the routing of 800 series calls based on factors such as time of day, place of origination of the call, etc.); and (4) multiple carrier routing [which allows subscribers to route to different carriers based on factors similar to those in (3)].

**(B) End Office**

The End Office rate category establishes the charges related to the local end office switching and end user termination functions necessary to complete the transmission of Switched Access communications to and from the end users served by the local end office. The End Office rate category includes the Local Switching and Information Surcharge rate elements. Directory Assistance Service is set forth in Section 9 following.

**ACCESS SERVICE****6. Switched Access Service (Cont'd)****6.1 General (Cont'd)****6.1.3 Rate Categories (Cont'd)****(B) End Office (Cont'd)****(1) Benchmark Rate**

Benchmark rate is a switched access service rate as set by the FCC in CC Docket No. 96-262, FCC 01-146. This benchmark rate should eventually be equivalent to the switched access rate of the incumbent provider operating in the CLEC's service area.

**(2) Local Switching**

The Local Switching rate element establishes the charges related to the use of end office switching equipment, the terminations in the end office of end user lines, the terminations of calls at Telephone Company Intercept Operators or recordings, the STP costs, and the SS7 signaling function between the end office and the Signaling Transfer Point.

Local Switching does not apply to Feature Groups B and D Switched Access Services associated with Wireless Switching Center (WSCs) directly interconnected to a Telephone Company access tandem office.

Where end offices are appropriately equipped, international dialing may be provided as a capability associated with Local Switching, which provides local dial switching for Feature Groups C and D. International dialing provides the capability of switching international calls with service prefix and address codes having more digits than are capable of being switched through a standard FGC or FGD equipped end office.

The application of these rates with respect to individual Feature Groups is as set forth in Section 6.4.1(C) following.

There are four types of functions included in the Local Switching rate element: Common Switching, Transport Termination, Line Termination and Intercept. These are described in Sections 6.1.3(B)(1)(a) through 6.1.3(B)(1)(d) following.

**ACCESS SERVICE****6. Switched Access Service (Cont'd)****6.1 General (Cont'd)****6.1.3 Rate Categories (Cont'd)****(B) End Office (Cont'd)****(1) Local Switching (Cont'd)****(a) Common Switching**

Common Switching provides the local end office switching functions associated with the various access (i.e., Feature Group) switching arrangements. The Common Switching arrangements provided for the various Feature Group arrangements are described in Sections 6.5 through 6.9 following.

Included as part of Common Switching are various nonchargeable optional features that the customer can order to meet the customer's specific communications requirements. These optional features are described in Section 6.10.1 following.

**(b) Transport Termination**

Transport Termination functions provide for the line or trunk side arrangements that terminate the Local Transport facilities. Included as part of these functions are various nonchargeable optional termination arrangements. These optional terminating arrangements are described in Section 6.10.2 following.

The number of Transport Terminations provided will be determined by the Telephone Company as set forth in Section 6.2.5 following.

**ACCESS SERVICE**6. Switched Access Service (Cont'd)6.1 General (Cont'd)6.1.3 Rate Categories (Cont'd)(B) End Office (Cont'd)(1) Local Switching (Cont'd)(c) Line Termination

Line Termination provides for the terminations of end user lines in the local end office. There are two types of Line Terminations, i.e., Common Line Terminations and Special Access Service Terminations utilized in the provision of WATS or WATS-type services at Telephone Company designated WATS Serving Offices.

The above Special Access Service Terminations are differentiated by line side vs. trunk side terminations. In addition, there are various types of originating and terminating line side terminations depending on the type of signaling associated with the Special Access Service. Line side terminations are available with either dial pulse or dual tone multifrequency address signaling.

(d) Intercept

The Intercept function provides for the termination of a call at a Telephone Company Intercept operator or recording. The operator or recording tells a caller why a call, as dialed, could not be completed, and if possible, provides the correct number.

(2) Information Surcharge

Information Surcharge rates are assessed to a customer based on the total number of access minutes. The application of these rates with respect to individual Feature Groups is as set forth in Section 6.4.1(C) following.

The Information Surcharge does not apply to Feature Groups B and D Switched Access Services associated with Wireless Switching Centers (WSCs) directly interconnected to a Telephone Company access tandem office.

The number of end office switching transmission paths will be determined as set forth in Section 6.2.5 following.

**ACCESS SERVICE**6. Switched Access Service (Cont'd)6.1 General (Cont'd)6.1.3 Rate Categories (Cont'd)(B) End Office (Cont'd)(3) End Office Shared Port

The End Office Shared Port rate provides for the termination of common transport trunks in shared end office ports and in remote switching system or module (RSS or RSM) ports. The End Office Shared Port rate is assessed on a per-MOU basis to all trunkside originating and terminating access minutes utilizing tandem routing to an end office. If tandem routing is being utilized to a RSS or RSM (via a host office), the shared port rate is assessed to the access minutes originating or terminating from that RSS or RSM and is not assessed at the host office. If the customer has requested direct routing from the SWC to a RSS or RSM (via a host office), the End Office Shared Port rate is assessed to the access minutes originating or terminating from the RSS or RSM. This rate is in addition to the End Office Dedicated Trunk Port rate assessed for the dedicated trunk terminating in the host office as described below. The port charge is not assessed to FGA, CSL or Voice DA traffic.

(N)

(N)



**ACCESS SERVICE****6. Switched Access Service (Cont'd)****6.1 General (Cont'd)****6.1.3 Rate Categories (Cont'd)****(C) Chargeable Optional Features**

Where facilities permit, the Telephone Company will, at the option of the customer, provide the following chargeable optional features.

**(1) Interim NXX Translation**

The Interim NXX Translation rate element provides for customer identification of non-data base services when calls are directed by end users in the 1+SAC+NXX-XXXX (e.g., 1+900+NXX-XXXX) format. The NXX codes are assigned to specific customers in conformance with the North American Numbering Plan (NANP). NXX code assignment(s) will be made by the NANP Coordinator. The Telephone Company will use the NXX code to identify the customer to whose point of termination the traffic is to be delivered, (i.e., at appropriately equipped electronic end offices, access tandems or through contracted arrangements with other parties.) It is then the responsibility of the customer to do any further translation the customer deems necessary to route the call. Customer assigned NXX codes, which have not been ordered will be blocked.

A nonrecurring charge is associated with this optional feature. This nonrecurring charge is assessed by the Telephone Company on a per order, per LATA or Market Area basis and is applied in lieu of the Access Order Charge. The nonrecurring charge is assessed only by the Telephone Company, which provides the final translation function. A Telephone Company is said to have provided the final Interim NXX Translation when its translation identifies the customer's traffic and this traffic is then delivered to the customer's point of termination without any further translation. The description and application of this charge with respect to Feature Group C and Feature Group D are as set forth in Sections 6.4.1(B)(2) and 6.4.1(C)(2) following.

**ACCESS SERVICE****6. Switched Access Service (Cont'd)****6.1 General (Cont'd)****6.1.3 Rate Categories (Cont'd)****(C) Chargeable Optional Features (Cont'd)****(2) Operator Transfer Services**

Operator Transfer Service may be provided with Feature Group C or Feature Group D Switched Access Service at Telephone Company designated Operator Services location. Operator Transfer Service is an originating service. The rate is assessed per 0- call transferred to a customer's operator. An 0- call is considered transferred when the Telephone Company Operator activates the switch transferring the call to the designated customer and the customer acknowledges receipt.

In addition to the Operator Transfer Service charge described above and in Section 6.10.3(B) following. Feature Group C or Feature Group D Switched Access rates and charges as set forth in Sections 6.4.1(B)(1) and 6.4.1(C) following and Carrier Common Line Charges set forth in Section 3.8.5 preceding will apply per minute of use for Operator Transfer Service.

Operator Transfer Service charges, provided for in this tariff, are applied only to those calls actually transferred by the Telephone Company to the customer's operator.

**(3) 800 Data Base Access Service**

800 Data Base Access Service is provided to all customers in conjunction with FGC and FGD switched access service. When a 1+800 series+NXX-XXXX call is originated by an end user, the Telephone Company will utilize the Signaling System 7 (SS7) network to query an 800 data base to identify the customer to whom the call will be delivered and provide vertical features based on the dialed ten digits. The call will then be routed to the identified customer over FGC or FGD switched access. The 800 series includes the following service access codes: 800, 888, 877, 866, 855, 844, 833 and 822.

**ACCESS SERVICE****6. Switched Access Service (Cont'd)****6.1 General (Cont'd)****6.1.3 Rate Categories (Cont'd)****(C) Chargeable Optional Features (Cont'd)****(3) 800 Data Base Access Service (Cont'd)**

A Basic or Vertical Feature Query charge is assessed for each completed query returned from the data base identifying the customer to whom the call will be delivered whether or not the actual call is delivered to the customer. The query is considered completed when the appropriate call routing information is returned to the Service Switching Point (SSP) that launched the query. The Basic Query provides the identification of the customer to whom the call will be delivered and includes area of service routing which allows routing of 800 series calls by telephone companies to different interexchange carriers based on the Local Access Transport Area (LATA) in which the call originates. The Vertical Feature Query provides the same customer identification as the basic query and vertical features which may include: (1) call validation, (ensuring that calls originate from subscribed service areas); (2) POTS translation of 800 series numbers; (3) alternate POTS translation (which allows subscribers to vary the routing of 800 series calls based on factors such as time of day, place or origination of the call, etc.); and (4) multiple carrier routing [which allows subscribers to route to different carriers based on factors similar to those in Section 6.1.3(C)(3)].

The description and application of this charge with respect to Feature Group C or Feature Group D is as set forth in Sections 6.4.1(C)(2) and 6.4.1(C)(8) following.

**6.1.4 Special Facilities Routing**

Any customer may request that the facilities used to provide Switched Access Service be specially routed. The regulations for Special Facilities Routing (i.e., Avoidance, Diversity and Cable-Only) are set forth in Section 11 following.

**ACCESS SERVICE****6. Switched Access Service (Cont'd)****6.1 General (Cont'd)****6.1.5 Design Layout Report**

At the request of the customer, the Telephone Company will provide to the customer the makeup of the facilities and services provided from the customer's premises to the first point of switching. This information will be provided in the form of a Design Layout Report. The Design Layout Report will be provided to the customer at no charge, and will be reissued or updated whenever these facilities are materially changed.

**6.2 Undertaking of the Telephone Company**

In addition to the obligations of the Telephone Company set forth in Section 2 preceding, the Telephone Company has certain other obligations concerning only the provision of Switched Access Service. These obligations are as follows:

**6.2.1 Network Management**

The Telephone Company will administer its network to insure the provision of acceptable service levels to all telecommunications users of the Telephone Company's network services. Generally, service levels are considered acceptable only when both end users and customers are able to establish connections with little or no delay encountered within the Telephone Company network. The Telephone Company maintains the right to apply protective controls, i.e., those actions, such as call gapping which selectively cancel the completion of traffic, over any traffic carried over its network, including that associated with a customer's Switched Access Service. Generally, such protective measures would only be taken as a result of occurrences such as failure or overload of Telephone Company or customer facilities, natural disasters, mass calling or national security demands. In the event that the protective controls applied by the Telephone Company result in the complete loss of service by the customer, the customer will be granted a Credit Allowance for Service Interruption as set forth in Section 2.4.4(B)(3) preceding.

**ACCESS SERVICE****6. Switched Access Service (Cont'd)****6.2 Undertaking of the Telephone Company (Cont'd)****6.2.2 Transmission Specifications**

Each Switched Access Service transmission path is provided with standard transmission specifications. There are three different standard specifications (Types A, B and C). The standard for a particular transmission path is dependent on the Feature Group, the Interface Group and whether the service is directly routed or via an access tandem. The available transmission specifications are set forth in Section 15.1.2 following. Data Transmission Parameters are also provided with each Switched Access Service transmission path. The Telephone Company will, upon notification by the customer that the data parameters set forth in Section 15.1.3 following are not being met, conduct tests independently or in cooperation with the customer, and take any necessary action to insure that the data parameters are met.

The Telephone Company will maintain existing transmission specifications on functioning service configurations installed prior to May 25, 1984, except that service configurations having performance specifications exceeding the standards set forth in Section 15.1.2 following will be maintained at the performance levels specified.

The transmission specifications concerning Switched Access Service are limits which, when exceeded, may require the immediate corrective action of the Telephone Company. The transmission specifications are set forth in Section 15.1.2 following. Acceptance limits are set forth in Technical Reference GR-334-CORE. This Technical Reference also provides the basis for determining Switched Access Service maintenance limits.

Feature Group C and Feature Group D trunks equipped for Operator Transfer Service are subject to Feature Group C and Feature Group D transmission specifications, respectively, unless otherwise specified.

**6.2.3 Provision of Service Performance Data**

Subject to availability, end-to-end service performance data available to the Telephone Company through its own service evaluation routines, may also be made available to the customer based on previously arranged intervals and format. These data provide information on overall end-to-end call completion and non-completion performance, e.g., customer equipment blockage, failure results and transmission performance. These data do not include service performance data, which are provided under other tariff sections, e.g., testing service results. If data are to be provided in other than paper format, the charges for such exchange will be determined on an individual case basis.

**ACCESS SERVICE****6. Switched Access Service (Cont'd)****6.2 Undertaking of the Telephone Company (Cont'd)****6.2.4 Testing****(A) Acceptance Testing**

At no additional charge the Telephone Company will, at the customer's request, cooperatively test at the time of installation, the following parameters: loss, C-notched noise, C-message noise, 3-tone slope, d.c. continuity and operational signaling. When the Local Transport is provided with Interface Groups 2 through 10, and the Transport Termination is two-wire (i.e., there is a four-wire to two-wire conversion in Local Transport), balance parameters (equal level echo path loss) may also be tested.

**(B) Routine Testing**

At no additional charge, the Telephone Company will, at the customer's request, test after installation on an automatic or manual basis, 1004 Hz loss, C-message noise and Balance (Improved Return loss).

In the case of automatic testing, the customer shall provide remote office test lines and 105 test lines with associated responders or their functional equivalent.

The frequency of these tests will be that which is mutually agreed upon by the customer and the Telephone Company, but shall consist of not less than quarterly 1004 Hz Loss and C-message noise tests and an annual Balance test. Trunk test failures requiring customer participation for trouble resolution will be provided to the customer on an as-occurs basis.

Additional tests may be ordered as set forth in Section 13.3.1 following.

**ACCESS SERVICE****6. Switched Access Service (Cont'd)****6.2 Undertaking of the Telephone Company (Cont'd)****6.2.5 Determination of Number of Transmission Paths**

For Feature Groups A and B, which are ordered on a per line or per trunk basis, respectively, and Feature Groups C and D when ordered on a per trunk basis the customer specifies the type of transport facilities and the number of channels in the order for service.

For Tandem Switched Transport, the Telephone Company will determine the number of Switched Access Service transmission paths to be provided for the Switched Access Feature Group C and D busy hour minutes of capacity ordered. The number of transmission paths will be developed using the total busy hour minutes of capacity by type [as described in Section 6.1.1(B) preceding] for the end offices for each Feature Group ordered from a customer's designated premises. The total busy hour minutes of capacity by type (e.g., originating, terminating, IDDD, Operator) for the end office will be converted to transmission paths using standard Telephone Company traffic engineering methods. The number of transmission paths provided shall be the number required based on (1) the use of access tandem switches and end office switches, (2) the use of the end office switches only, or (3) the use of the tandem switches only.

**6.2.6 Trunk Group Measurement Reports**

Subject to availability, the Telephone Company will make available trunk group data in the form of usage in CCS, peg count and overflow, to the customer based on previously agreed to intervals.

**ACCESS SERVICE****6. Switched Access Service (Cont'd)****6.3 Obligations of the Customer**

In addition to the obligations of the customer set forth in Section 2 preceding, the customer has certain specific obligations pertaining to the use of Switched Access Service. These obligations are as follows:

**6.3.1 Report Requirements**

Customers are responsible for providing the following reports to the Telephone Company, when applicable.

**(A) Jurisdictional Reports**

When a customer orders Switched Access Service for both interstate and intrastate use, the customer is responsible for providing reports as set forth in Section 2.3.11 preceding. Charges will be apportioned in accordance with those reports. The method to be used for determining the interstate charges is set forth in Section 2.3.12 preceding.

**(B) Code Screening Reports**

When a customer orders service class routing, trunk access limitation or call gapping arrangements, it must report the number of trunks and/or the appropriate codes to be instituted in each end office or access tandem switch, for each of the arrangements ordered.

**6.3.2 Trunk Group Measurement Reports**

With the agreement of the customer, trunk group data in the form of usage in CCS, peg count and overflow for its end of all access trunk groups, where technologically feasible, will be made available to the Telephone Company. These data will be used to monitor trunk group utilization and service performance and will be based on previously arranged intervals and format.



**ACCESS SERVICE****6. Switched Access Service (Cont'd)****6.3 Obligations of the Customer****6.3.3 Supervisory Signaling**

The customer's facilities shall provide the necessary on-hook, off-hook, answer and disconnect supervision.

**6.3.4 Short Duration Mass Calling Requirements**

When a customer offers service for which a substantial call volume is expected during a short period of time (e.g., 900 service media stimulated events), the customer must notify the Telephone Company at least 48 hours in advance of each peak period. Notification should include the nature, time, duration, and frequency of the event, an estimated call volume, and the telephone number(s) to be used.

On the basis of the information provided, the telephone Company may invoke network management controls, (e.g., call gapping and code blocking) to reduce the probability of excessive network congestion. The Telephone Company will work cooperatively with the customer to determine the appropriate level of such control.

**6.3.5 Call Signaling**

Depending on the signaling system used by the customer in its network, the customer's facilities shall transmit the following call signaling information to the Telephone Company on traffic the customer's end users originate which is handed off for termination on the Telephone Company's network.

**(A) Signaling System 7 (SS7) Signaling**

When the customer uses SS7 signaling, it will transmit the Calling Party Number (CPN) or, if different from the CPN, the Charge Number (CN) information in the SS7 signaling stream.

**(B) Multi-Frequency (MF) Signaling**

When the customer uses MF signaling, it will transmit the number of the calling party or, if different from the number of the calling party, the Charge Number (CN) information in the MF Automatic Number Identification (ANI) field.

**(C) Internet Protocol (IP) Signaling**

When the customer uses IP signaling, it will transmit the telephone number of the calling party or, if different from the telephone number, the billing number of the calling party.

(N)

(N)

Transmittal No. 107

Issued: January 13, 2012

Effective: January 28, 2012

**ACCESS SERVICE****6. Switched Access Service (Cont'd)****6.4 Rate Regulations**

This section contains the specific regulations governing the rates and charges that apply for Switched Access Service.

**6.4.1 Description and Application of Rates and Charges**

There are two types of rates and charges that apply to Switched Access Service; recurring (usage and flat rates) and nonrecurring charges. These rates and charges are applied differently to the various rate elements as set forth in Section 6.4.1(C) following.

**(A) Recurring Rates**

- (1) Usage Rates for Switched Access Service are rates that apply on a per access minute or a per call basis. Access minute charges and per call charges are accumulated over a monthly period.
- (2) Flat Rates for Switched Access Service are rates that apply on a per month per rate element basis.

**(B) Nonrecurring Charges**

Nonrecurring charges are one-time charges that apply for a specific work activity (i.e., installation or change to an existing service). The types of nonrecurring charges that apply for Switched Access Service are: installation of service, Interim NXX Translation optional feature, and service rearrangements. These charges, with the exception of the Interim NXX Translation optional feature, are in addition to the Access Order Charge.

**ACCESS SERVICE****6. Switched Access Service (Cont'd)****6.4 Rate Regulations (Cont'd)****6.4.1 Description and Application of Rates and Charges (Cont'd)****(B) Nonrecurring Charges (Cont'd)****(1) Installation of Service**

For Entrance Facilities, a Local Transport nonrecurring installation charge will be applied at the serving wire center for each Entrance Facility installed.

For Direct Trunked Transport ordered to the end office, a Local Transport nonrecurring trunk activation charge will be applied at the end office on a per order basis for each group of 24 Direct Trunked Transport trunks or fraction thereof that is activated at the end office.

For Direct Trunked Transport ordered to the access tandem, a Local Transport nonrecurring trunk activation charge will be applied at the access tandem on a per order basis for each group of 24 Direct Trunked Transport trunks or fraction thereof that is activated at the access tandem.

A maximum of 24 trunks can be activated on a DS1 facility and a maximum of 672 trunks can be activated on a DS3 facility.

For example, if a customer orders a DS1 Entrance Facility and requests activation of 18 of the available circuits, the customer will be charged one Local Transport High Capacity DS1 Installation nonrecurring charge at the serving wire center and one Direct Trunked Transport Activation nonrecurring charge at the end office. If at a later date the customer requests the activation of three more circuits, the customer will then be charged an additional Direct Trunked Transport Activation nonrecurring charge. These charges are in addition to the Access Order Charge.

**ACCESS SERVICE**6. Switched Access Service (Cont'd)6.4 Rate Regulations (Cont'd)6.4.1 Description and Application of Rates and Charges (Cont'd)(B) Nonrecurring Charges (Cont'd)(2) Interim NXX Translation Optional Feature

This nonrecurring charge applies to the initial order for the installation of the Interim NXX Translation optional feature with Feature Group C or Feature Group D Switched Access Service and for each subsequent order received to add or change NXX translation codes. This charge, if applicable, applies whether this optional feature is installed coincident with or at any time subsequent to the installation of Switched Access Services. This charge is applied by the Telephone Company per order, per LATA or Market Area. When it is necessary for multiple telephone companies to provide the translation function, the nonrecurring charge is assessed only by the Telephone Company that provides the final translation function which identifies the customer's traffic and this traffic is then delivered to the customer's point of termination without any further translation.

(3) Service Rearrangements

All changes to existing services other than changes involving administrative activities and the off-hook supervisory signaling of FGA Access Services, will be treated as a discontinuance of the existing service and an installation of a new service. The nonrecurring charge described in Section 6.4.1(B)(1) preceding will apply for this work activity. Moves that change the physical location of the point of termination are described and charged for as set forth in Section 6.4.4 following.

- If, due to technical limitations of the Telephone Company, a customer could not combine its Interim NXX traffic with its other trunk side Switched Access Services, no charge shall apply to combine these trunk groups when it becomes technically possible.

**ACCESS SERVICE**6. Switched Access Service (Cont'd)6.4 Rate Regulations (Cont'd)6.4.1 Description and Application of Rates and Charges (Cont'd)(B) Nonrecurring Charges (Cont'd)(3) Service Rearrangements (Cont'd)

Administrative changes will be made without charge(s) to the customer. Administrative changes are as follows:

- Change of customer name,
- Change of customer or customer's end user premises address when the change of address is not a result of a physical relocation of equipment,
- Change in billing data (name, address, or contact name or telephone number),
- Change of agency authorization,
- Change of customer circuit identification,
- Change of billing account number,
- Change of customer test line number,
- Change of customer or customer's end user contact name or telephone number, and
- Change of jurisdiction.

Other changes made without charge to the customer are as follows:

- Changes and additions to existing Switched Access Services, which are necessary due to Telephone Company initiated network reconfigurations, and required to provide the same grade of service to the customer that existed prior to the reconfiguration. Charges will apply to those changes and additions, which are in excess of those required to provide the same grade of service and/or capacity. Grade of service will be as determined by industry standard engineering tables.

**ACCESS SERVICE****6. Switched Access Service (Cont'd)****6.4 Rate Regulations (Cont'd)****6.4.1 Description and Application of Rates and Charges (Cont'd)****(B) Nonrecurring Charges (Cont'd)****(3) Service Rearrangements (Cont'd)**

Changes to the point in time when the off-hook supervisory signal is provided in the originating call sequence i.e., when the off-hook supervisory signal is changed from being provided by the customer's equipment before the called party answers to being forwarded by the customer's equipment when the called party answers or vice versa, are subject to the Access Order Charge. For additions, changes or modifications to an optional feature, which has a separate nonrecurring charge that nonrecurring charge will apply.

For additions, changes, or modifications to optional features that do not have their own separate nonrecurring charges, an Access Order Charge will apply (with the exception of the addition of 64 Clear Channel Capability to an existing service). When an optional feature is not required on each transmission path, but rather for an entire transmission path group, an end office or an access tandem switch, only one such charge will apply (i.e., it will not apply per transmission path).

When the 64 Clear Channel Capability optional feature is installed on an existing facility, the addition will be treated as a discontinuance and start of service and all associated non-recurring charges will apply.

For conversion of FGC and FGD trunks from multifrequency address signaling to SS7 signaling or from SS7 signaling to multifrequency address signaling, nonrecurring charges will apply.

**ACCESS SERVICE**6. Switched Access Service (Cont'd)6.4 Rate Regulations (Cont'd)6.4.1 Description and Application of Rates and Charges (Cont'd)(C) Application of Rates

Rates are applied either as premium or non-premium rates.

The application of these rates is dependent upon the Feature Group, type of Entrance Facility, type of transport (e.g., Direct Trunked Transport, Tandem Switched Transport, type of Multiplexing) and the availability of equal access capabilities in the end office to which the service is provided.

The following rules provide the basis for applying the rates and charges:

(1) Premium Rates

Premium rates apply to all FGC access minutes when the service is provided to customers which furnish interstate MTS/WATS, to all access minutes that originate or terminate at end offices equipped with equal access (i.e., FGD) capabilities, and to Directory Transport Service. Premium rates also apply to FGB and FGD access minutes that originate or terminate at a Wireless Switching Center (WSC) that is directly connected to a Telephone Company access tandem office. In addition, premium rates apply to FGA and FGB access minutes when utilized in the provision of MTS/WATS service.

In addition, premium rates always apply to the following Local Transport rate elements:

- Entrance Facility
- Direct Trunked Facility
- Direct Trunked Termination
- Multiplexing
- Tandem Switched Facility
- Tandem Switched Termination
- Tandem Switching

**ACCESS SERVICE**6. Switched Access Service (Cont'd)6.4 Rate Regulations (Cont'd)6.4.1 Description and Application of Rates and Charges (Cont'd)(C) Application of Rates (Cont'd)(2) Non-premium Rates

Non-premium rates do not apply to the following Local Transport rate elements:

- Entrance Facility
- Direct Trunked Facility
- Direct Trunked Termination
- Multiplexing
- Tandem Switched Facility
- Tandem Switched Termination
- Tandem Switching

Non-premium rates (i.e., discounted access minute rates) apply to all FGA and FGB access minutes (measured or assumed) originating or terminating in an end office, which is not equipped with equal access capabilities. Non-premium rates do not apply to FGA and FGB access minutes when utilized in the provision of MTS/WATS service.

In addition, non-premium rates apply to FGC access minutes originating in an end office, which is not equipped with equal access capabilities, when the FGC service is used in conjunction with the Interim NXX Translation optional feature or 800 Data Base services by customers who do not furnish interstate MTS/WATS.

Non-premium rates do not apply to FGB ADA access minutes.



**ACCESS SERVICE**6. Switched Access Service (Cont'd)6.4 Rate Regulations (Cont'd)6.4.1 Description and Application of Rates and Charges (Cont'd)(C) Application of Rates (Cont'd)(3) Abbreviated Dialing Arrangement (ADA)

At end offices that are equipped with equal access capabilities, premium rates apply to all FGB with ADA access minutes. At end offices that are not equipped with equal access capabilities:

- Premium rates multiplied by the ADA rate factor apply to the following FGB rate elements:
  - Local Switching
  - Information Surcharge
  
- Premium rates apply to the following FGB rate elements with ADA access minutes:
  - Entrance Facility
  - Direct Trunked Termination
  - Directed Trunked Facility
  - Tandem Switched Termination
  - Tandem Switched Facility
  - Tandem Switching
  - Multiplexing

**ACCESS SERVICE**6. Switched Access Service (Cont'd)6.4 Rate Regulations (Cont'd)6.4.1 Description and Application of Rates and Charges (Cont'd)(C) Application of Rates (Cont'd)(4) Transition Billing Arrangement

When FGA, or FGB Switched Access Service, except as set forth in Section 6.4.1(C)(1) preceding, provided to an entry switch (i.e., dial tone office for FGA and access tandem for FGB) has usage originating from and/or terminating at both end offices that have been converted to equal access and end offices that have not been converted, the premium and non-premium rates will apply in the following manner:

- (a) All access minutes that originate from or terminate at the equal access end office(s) will be billed at premium rates. Access minutes that originate from or terminate at end offices not equipped with equal access capabilities, hereinafter referred to as non-premium access minutes, will continue to be billed at non-premium rates. Non-premium rates will apply as follows depending on the type of service.
  - (i) For FGA and FGB services, the number of non-premium access minutes to be billed at non-premium rates is derived by subtracting the number of premium rated access minutes from the total number of access minutes.
  - (ii) Premium access minutes will be determined as set forth in Section 6.4.1(C)(4)(b) following.

**ACCESS SERVICE****6. Switched Access Service (Cont'd)****6.4 Rate Regulations (Cont'd)****6.4.1 Description and Application of Rates and Charges (Cont'd)****(C) Application of Rates (Cont'd)****(4) Transition Billing Arrangement (Cont'd)**

(b) The number of access minutes to be rated as premium access minutes is determined as follows:

- (i) Where end office specific usage data is available, premium rates apply to the measured access minutes originating from or terminating at the equal access end office(s).
- (ii) Where end office specific usage data is not available for originating and/or terminating FGA or FGB, the total originating and/or terminating usage will be measured or assumed usage at the entry switch as set forth, respectively, in Sections 6.5.4 and 6.6.4 following. Originating and/or terminating usage will then be apportioned between premium and non-premium access minutes.

Such apportionment will be based on the ratio of the number of subscriber lines in the access area (i.e., local calling areas for FGA originating minutes, LATA for FGA terminating minutes and end offices subtending the access tandem for FGB minutes) of the first point of switching that are served by equal access end offices to the total number of subscriber lines in that access area. The ratio thus developed is applied to the total measured or assumed originating FGA usage, terminating FGA usage, originating FGB usage or terminating FGB usage, as applicable, to determine the usage to be billed at premium rates, unless adjusted as set forth in Section 6.4.1(C)(4)(b)(iii) following.

**ACCESS SERVICE**6. Switched Access Service (Cont'd)6.4 Rate Regulations (Cont'd)6.4.1 Description and Application of Rates and Charges (Cont'd)(C) Application of Rates (Cont'd)(4) Transition Billing Arrangement (Cont'd)

## (b) (Cont'd)

## (ii) (Cont'd)

The ratios used to calculate the premium usage will be determined on a quarterly basis. The ratios to be used for the succeeding quarter will be provided to the customer with the last bill rendered in the quarter or mailed separately within five working days after the first day of the new quarter (i.e., January, April, July and October).

For purposes of administering this provision: (1) subscriber lines are defined as exchange service lines, Centrex lines and Centrex-type lines provided by the Telephone Company under its local and/or general exchange service tariff; (2) the access area is defined as the local calling area of the dial tone office for originating FGA, the entire LATA for terminating FGA, and all end offices subtending the access tandem for originating and terminating FGB; and (3) the local calling area of the dial tone office is as defined in the Telephone Company's local and/or general exchange service tariff.

**ACCESS SERVICE**6. Switched Access Service (Cont'd)6.4 Rate Regulations (Cont'd)6.4.1 Description and Application of Rates and Charges (Cont'd)(C) Application of Rates (Cont'd)(4) Transition Billing Arrangement (Cont'd)

## (b) (Cont'd)

(iii) Where FGD Switched Access Service is provided to a customer in an end office(s) where that customer's FGA or FGB premium access minutes have been determined in accordance with Section 6.4.1(C)(4)(b)(ii) preceding, such premium access minutes will be adjusted in the following manner. For each FGD access minute originating from or terminating at that end office, excluding those FGD minutes of use associated with Operator Transfer Service, the originating or terminating FGA or FGB premium access minutes determined as set forth in Section 6.4.1(C)(4)(b)(ii) preceding will be reduced on a one for one basis, but in no event shall the reduction exceed the total number of FGA or FGB premium access minutes originating from or terminating at that end office. For each FGA or FGB premium minute of use reduction in either the originating or terminating direction, a corresponding originating or terminating non-premium minute of use will be apportioned to those end offices in the access area that are non-equal. Such apportionment will be based upon a ratio of the number of subscriber lines in each non-equal end office to the total subscriber lines that are served by all non-equal end offices in the access area. The customer will be billed for the revised number of premium or non-premium access minutes.

(5) Unmeasured FGA and FGB Access Services

Where originating and/or terminating measurement capability does not exist for Feature Group A or Feature Group B Switched Access Services provided to the first point of switching, the number of access minutes that will be assumed are as set forth following in Sections 6.5.4 and 6.6.4, respectively.

**ACCESS SERVICE****6. Switched Access Service (Cont'd)****6.4 Rate Regulations (Cont'd)****6.4.1 Description and Application of Rates and Charges (Cont'd)****(C) Application of Rates (Cont'd)****(6) Notice of Equal Access Conversion**

The Telephone Company will provide written notification to all access customers of record within a particular LATA, which an end office in that LATA is scheduled to be converted to an equal access end office. This notification will be sent, via certified U.S. Mail, to each customer of record in the LATA where the conversion is scheduled to occur, at least six months in advance of the conversion date.

The customer will have the choice of converting all or part of the existing services to equal access (i.e., Feature Group D) or retaining the existing services. The conversion of existing services will be at no charge provided the order to convert such services to Feature Group D is received as set forth in Section 6.4.3 following. Premium rates will apply to the total access minutes beginning on the actual conversion date, whether the customer chooses to convert to FGD or retain existing services.

**(7) Common Channel Signaling/Signaling System 7 (CCS/SS7) Network Connection Service**

The CCS/SS7 Network Connection is comprised of a Signaling Mileage Facility charge, a Signaling Mileage Termination charge, a Signaling Entrance Facility charge, and a Signaling Transfer Point (STP) Port charge. The Signaling Mileage Facility charge is assessed on a per facility per mile basis. The Signaling Mileage Termination charge is assessed on a per termination basis (i.e., at each end of the Signaling Mileage Facility). When the Signaling Mileage Facility mileage measurement is zero, Signaling Mileage Termination charges do not apply.

The Signaling Entrance Facility charge is assessed on a per facility basis for the connection between the customer's designated premises (Signaling Point of Interface) and the serving wire center of that premises.

The STP Port charge is assessed on a per port basis for each termination of a Signaling Mileage Facility at an STP.

**ACCESS SERVICE**6. Switched Access Service (Cont'd)6.4 Rate Regulations (Cont'd)6.4.1 Description and Application of Rates and Charges (Cont'd)(C) Application of Rates (Cont'd)(8) 800 Data Base Access Service

A Basic Query or Vertical Feature Query charge applies for each completed query that is returned from the 800 data base identifying the customer to whom the call will be delivered whether or not the actual call is delivered to the customer. The query is considered completed when the appropriate call routing information is returned to the Service Switching Point (SSP) that launched the query.

When Feature Group C or Feature Group D switched access service is used for the provision of 800 Data Base Access Service and the total minutes of use and/or count of queries can be determined for each customer at a tandem or SSP but can not be determined by individual end office, an allocation method will be utilized to determine minutes of use and/or queries by end office and customer. For each end office a ratio will be developed and applied against the total minutes of use and/or count of queries for a given customer as determined by the tandem or SSP. These ratios will be developed by dividing the unidentified originating 800 series minutes of use at an end office by the total unidentified originating minutes of use in all end offices subtending the tandem or SSP. For example, assume:

— Three end offices (EO-1, EO-2, and EO-3) subtend a tandem

EO-1 measures	2,000 minutes of 800 use
EO-2 measures	3,000 minutes of 800 use
EO-3 measures	<u>5,000</u> minutes of 800 use
	10,000 TOTAL

**ACCESS SERVICE**6. Switched Access Service (Cont'd)6.4 Rate Regulations (Cont'd)6.4.1 Description and Application of Rates and Charges (Cont'd)(C) Application of Rates (Cont'd)(8) 800 Data Base Access Service (Cont'd)

— The tandem delivers 800 usage to two customers:

IC-A has 4,000 minutes of use

IC-B has 6,000 minutes of use

— The allocation ratio for EO-1 is 20%

2,000/10,000

— The minutes of use to be billed by EO-1 are:

800 to IC-A (20% X 4,000)

1,200 to IC-B (20% X 6,000)

2,000

TOTAL

6.4.2 Minimum Monthly Charge

Switched Access Service is subject to a minimum monthly charge. The minimum charge applies for the total capacity provided. The minimum monthly charge is calculated as follows.

For usage rated Local Transport, Local Switching and Information Surcharge rate elements, the minimum monthly charge is the sum of the recurring for either the actual measured usage or the assumed usage prorated to the number of days or major fraction of days based on a 30-day month.

For flat rated Local Transport rate elements, the minimum monthly charge is the sum of the recurring charges prorated to the number of days or major fraction of days on a 30-day month.



**ACCESS SERVICE****6. Switched Access Service (Cont'd)****6.4 Rate Regulations (Cont'd)****6.4.3 Change of Switched Access Service Arrangements**

Changes from one type of Feature Group to another will be treated as a discontinuance of one type of service and a start of another. Nonrecurring charges will apply, with one exception. When a customer upgrades a Feature Group A or B service to a Feature Group D service and when Feature Group C is upgraded to Feature Group D coincident with the availability of Feature Group D in an end office, the nonrecurring charges associated with the equal access conversion will not apply. Nonrecurring charges for other associated service requests, (e.g., a simultaneous change from multifrequency address signaling to SS7 signaling) will apply. Minimum period obligations will not change, i.e., the time elapsed in the existing minimum period obligation will be credited to the minimum period obligations for FGD service, subject to the following limitations.

In order to avoid the imposition of nonrecurring charges a customer, which is a participant in the presubscription allocation process (i.e., is on the presubscription ballot) must:

- submit its order to disconnect Feature Group A and/or B within 30 days after the date the results of the final allocation of customers in an end office are actually received by the customer, and
- make the effective date for disconnection of the Feature Group A and/or B Access Services no later than 60 days after the final allocation results are received by the customer.

A customer who is not a participant in the allocation process (i.e., is not on the presubscription ballot) is subject to the same rules preceding. The time frames for the non-participating customer(s) are the same as those, which apply to the last customer to receive the results of the final allocation of customers in an end office who is a participant in the allocation process. For all other changes from one type of Feature Group to another, new minimum period obligations will be established.

**ACCESS SERVICE****6. Switched Access Service (Cont'd)****6.4 Rate Regulations (Cont'd)****6.4.4 Moves**

A move involves a change in the physical location of one of the following:

- The point of termination at the customer designated premises
- The customer designated premises

The charges for the move are dependent on whether the move is to a new location within the same building or to a different building.

**(A) Moves Within the Same Building**

When the move is to a new location within the same building, the charge for the move will be an amount equal to one half of the installation nonrecurring charge for the capacity affected. This charge is in addition to the Access Order Charge. There will be no change in the minimum period requirements.

**(B) Moves to a Different Building**

Moves to a different building will be treated as a discontinuance and start of service and all associated nonrecurring charges will apply. New minimum period requirements will be established for the new service. The customer will also remain responsible for satisfying all outstanding minimum period charges for the discontinued service.

**6.4.5 Local Information Delivery Services**

Calls over Switched Access Service in the terminating direction to certain community information services will be rated under the applicable rates for Switched Access Service. In addition, the charges per call as specified under the Telephone Company's local and/or general exchange service tariffs, e.g., 976 (DIAL-IT) Network Services, will also apply.

**ACCESS SERVICE****6. Switched Access Service (Cont'd)****6.4 Rate Regulations (Cont'd)****6.4.6 Mileage Measurement**

The mileage to be used to determine the monthly rate for Local Transport is calculated on airline distances between the end office switch, which may be a Remote Switching Module, (where the call carried by Local Transport originates or terminates) and the customer's serving wire center. When Direct Trunked Transport is ordered between the serving wire center and the end office, mileage is normally measured in one segment from the serving wire center to the end office. When Direct Trunked Transport is ordered between a serving wire center and a tandem and Tandem Switched Transport is ordered between the tandem and the end office, mileage is calculated separately for each segment. Exceptions to these methods are as set forth in Sections 6.4.6(A) through 6.4.6(H) following. For SS7 signaling, the mileage to be used to determine the monthly rate for the Signaling Mileage Facility is calculated on the airline distance between the serving wire center associated with the customer's designated premises (Signaling Point of Interface) and the Telephone Company wire center providing the STP Port.

Where applicable, the V&H coordinates method is used to determine mileage. This method is set forth in the NATIONAL EXCHANGE CARRIER ASSOCIATION, INC. TARIFF F.C.C. NO. 4 for Wire Center Information (V&H coordinates).

Mileage rates are as set forth in Section 17 following. To determine the rate to be billed, first compute the airline mileage using the V&H coordinates method. If the calculation results in a fraction of a mile, always round up to the next whole mile before determining the mileage and applying the rates. Then multiply the mileage by the appropriate rate.

**ACCESS SERVICE****6. Switched Access Service (Cont'd)****6.4 Rate Regulations (Cont'd)****6.4.6 Mileage Measurement (Cont'd)**

Exceptions to the mileage measurement rules are as follows:

**(A) Feature Group A — Originating Usage**

Direct Trunked Transport Mileage for premium and non-premium rated access minutes in the originating direction over Feature Group A Switched Access Service will be calculated on an airline basis, using the V&H coordinates method. The mileage measurement will be between the first point of switching (end office switch where the Feature Group A switching dial tone is provided) and the customer's serving wire center for the Switched Access Service provided.

**(B) Feature Group A — Terminating Usage**

The Local Transport mileage for terminating Feature Group A Switched Access Service when the Telephone Company provides Direct Trunked Transport will be measured in two segments. Direct Trunked Transport mileage will be measured between the customer's serving wire center and the first point of switching (i.e., the end office switch where the Feature Group A switching dial tone is provided). Tandem Switched Transport mileage will be measured between the first point of switching and the terminating end office.

**(C) Feature Groups B, C and D — Alternate Traffic Routing**

When the Alternate Traffic Routing optional feature is provided with Feature Groups B, C or D, the Local Transport access minutes will be apportioned between the two-trunk groups used to provide this feature. Such apportionment will be made using: (1) actual minutes of use if available, (2) standard Telephone Company traffic engineering methodology and will be based on the last trunk CCS desired for the high usage group, as described in Section 6.10.1(L) following (Alternate Traffic Routing), and the total busy hour minutes of capacity ordered to the end office, when the feature is provided at an end office switch, or to the subtending end offices when the feature is provided at an access tandem switch, or (3) an apportionment mutually agreed to by the Telephone Company and the customer. This apportionment will serve as the basis for Local Transport calculation.

**ACCESS SERVICE**6. Switched Access Service (Cont'd)6.4 Rate Regulations (Cont'd)6.4.6 Mileage Measurement (Cont'd)(D) Feature Group C — Multiple CDPs

When terminating Feature Group C Switched Access Service is provided from multiple customer designated premises to an end office not equipped with measurement capabilities, the total Local Transport access minutes for that end office will be apportioned among the trunk groups accessing the end office on the basis of the individual busy hour minutes of capacity ordered for each of those trunk groups. This apportionment will serve as the basis for Local Transport mileage calculation.

(E) Feature Groups A, B, C and D — WATS

The Local Transport Facility for Feature Groups A, B, C and D Switched Access Service connected with Special Access Service at a WATS Serving Office will be measured between the WATS Serving Office (when measured access minutes of use are used) or between the Feature Group A entry switch (when assumed minutes of use are used) and the serving wire center for the customer designated premises.

(F) Feature Groups B and D — WSCs Directly

Interconnected to Access Tandems The Local Transport mileage for Feature Groups B and D switched access service provided to Wireless Switching Centers (WSCs) directly interconnected to a Telephone Company access tandem office will be determined on an airline basis, using the V&H coordinate method. The mileage will be measured between the customer's serving wire center and the Telephone Company access tandem office to which the WSC is interconnected.

**ACCESS SERVICE**6. Switched Access Service (Cont'd)6.4 Rate Regulations (Cont'd)6.4.6 Mileage Measurement (Cont'd)(G) Feature Groups B, C, and D — Remote Offices

Local Transport mileage for Feature Groups B, C, and D Switched Access Service provided to a Remote Office will be measured in multiple segments.

When the facility is directly trunked to the Host Office, Direct Trunked Facility mileage will be measured between the customer's serving wire center and the Host Office, and Tandem Switched Facility mileage will be measured between the Host Office and the Remote Office. The Tandem Switching charge will not apply.

When the facility is routed through a tandem to the Host Office, Direct Trunked Facility will be measured from the Serving Wire Center to the tandem, Tandem Switched Facility will be measured from the tandem to the host, and another segment of Tandem Switched Facility will be measured from the host to the remote. A Tandem Switching charge will be applicable at the tandem.

(H) Use of Telephone Company Hub

When multiplexing is performed at Telephone Company Hubs, mileage is computed and rates applied separately for each segment of the Local Transport Direct Trunked Facility (i.e., customer serving wire center to Hub, Hub to Hub, and/or Hub to end office).

**ACCESS SERVICE****6. Switched Access Service (Cont'd)****6.4 Rate Regulations (Cont'd)****6.4.7 Mixed Use**

Mixed use occurs when Switched Access Service and Special Access Service are provided over the same High Capacity or Synchronous Optical Channel facilities through a common interface. The regulations governing the provision of Mixed Use Facilities are set forth in Section 5.2.4 preceding and Section 7.2.7 following.

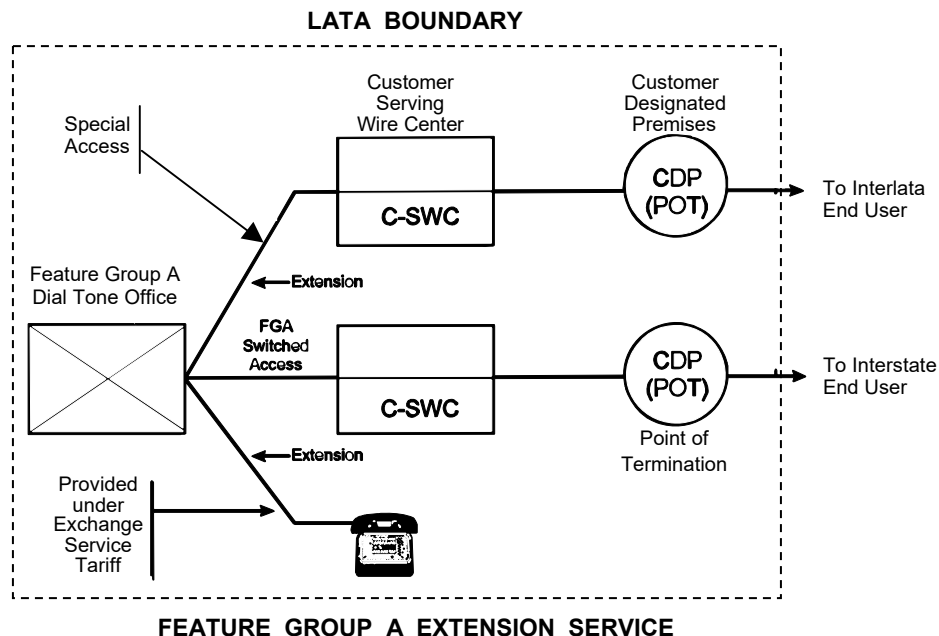
The Telephone Company will designate the first point(s) of switching and routing to be used where equal access traffic is provided through a centralized equal access arrangement. Those Telephone Company offices providing equal access through centralized arrangements are identified in NATIONAL EXCHANGE CARRIER ASSOCIATION, INC. TARIFF F.C.C. NO. 4.

**6.4.8 Message Unit Credit for Feature Group A**

Calls from end users to the seven digit local telephone numbers associated with Feature Group A Switched Access Service are subject to Telephone Company local and/or general exchange service tariff charges (including message unit and toll charges as applicable). The monthly bills rendered to customers for their Feature Group A Switched Access Service will include a credit to reflect any message unit charges collected from their end users under the Telephone Company's local and/or general exchange service tariffs. When the customer is provided FGA service where measurement capability does not exist, the credit will apply to access minutes not to exceed the assumed originating access minutes. No credit will apply for any terminating FGA access minutes. The message unit credit for originating access minutes will be based on the generally applicable message unit charges of the Telephone Company.

**ACCESS SERVICE****6. Switched Access Service (Cont'd)****6.4 Rate Regulations (Cont'd)****6.4.9 Application of Rates for Feature Group A Extension Service**

Feature Group A Switched Access Service is available with extensions, i.e., additional terminations of the service at different customer designated premises in the same LATA as the FGA dial tone office or a LATA other than the LATA where the FGA dial tone office is located. Feature Group A extensions within the same LATA and same state as the dial tone office are provided and charged under the Telephone Company's local and/or general exchange service tariffs. Feature Group A extensions located in a LATA other than the LATA where the dial tone office is located or in a different state in the same LATA as the dial tone office are provided and charged as Special Access Service. The rate elements, which apply are: A Voice Grade Channel Termination, Channel Mileage, if applicable, and Signaling Capability (optional features and functions), if applicable. All appropriate monthly rates and nonrecurring charges will apply.



In the above example, two CDPs are utilized to better illustrate the concept. From a practical standpoint, both the Switched Access and Special Access Services could be routed via the same CDP.



**ACCESS SERVICE****6. Switched Access Service (Cont'd)****6.5 Description and Provision of Feature Group A (FGA)****6.5.1 Description**

- (A) FGA Access, which is available to all customers, provides line side access to Telephone Company end office switches with an associated seven digit local telephone number for the customer's use in originating communications from and terminating communications to an Interexchange Carrier's Interstate Service or a customer — provided interstate communications capability. The customer must specify the Interexchange Carrier to which the FGA service is connected or, in the alternative, specify the means by which the FGA access communications is transported to another state. Special Access Services utilized for connection with FGA at Telephone Company designated WATS Serving Offices as set forth in Section 7 following may be ordered separately by a customer other than the customer which orders the FGA Switched Access Service for the provision of WATS-type services. Special Access Services are ordered as set forth in Section 5.2 preceding.
- (B) FGA Switching is provided at all end office switches. At the option of the customer, FGA is provided on a single or multiple line group basis and is arranged for originating calling only, terminating calling only, or two-way calling which are specified by the customer's order for service.
- (C) FGA provides a line side termination at the first point of switching (dial tone office). The line side termination will be provided with either ground start supervisory signaling or loop start supervisory signaling. The type of signaling is at the option of the customer.
- (D) The Telephone Company shall select the first point of switching, within the selected LATA, at which the line side termination is to be provided unless the customer requests a different first point of switching and Telephone Company facilities and measurement capabilities, where necessary, are available to accommodate such a request.

**ACCESS SERVICE****6. Switched Access Service (Cont'd)****6.5 Description and Provision of Feature Group A (FGA) (Cont'd)****6.5.1 Description (Cont'd)**

- (E) A seven-digit local telephone number assigned by the Telephone Company is provided for access to FGA switching in the originating direction. The seven-digit local telephone number will be associated with the selected end office switch and is of the form NXX-XXXX.

If the customer requests a specific seven-digit telephone number that is not currently assigned, and the Telephone Company can, with reasonable effort, comply with that request, the requested number will be assigned to the customer.

- (F) FGA switching, when used in the terminating direction, is arranged with dial tone start-dial signaling. When used in the terminating direction FGA switching may, at the option of the customer, be arranged for dial pulse or dual tone multifrequency address signaling, subject to availability of equipment at the first point of switching. When FGA switching is provided in a hunt group or uniform call distribution arrangement, all FGA switching will be arranged for the same type of address signaling.
- (G) No address signaling is provided by the Telephone Company when FGA switching is used in the originating direction. Address signaling in such cases, if required by the customer, must be provided by the customer's end user using inband tone signaling techniques. Such inband tone address signals will not be regenerated by the Telephone Company and will be subject to the ordinary transmission capabilities of the Local Transport provided.

**ACCESS SERVICE****6. Switched Access Service (Cont'd)****6.5 Description and Provision of Feature Group A (FGA) (Cont'd)****6.5.1 Description (Cont'd)**

- (H) FGA switching, when used in the terminating direction, may be used to access valid NXXs in the LATA, local operator service (0- and 0+), Directory Assistance (411 where available and 555-1212), emergency reporting service (911 where available), exchange telephone repair (611 where available), time or weather announcement services of the Telephone Company, community information services of an information service provider, and other customers' services (by dialing the appropriate digits).

Charges for FGA terminating calls requiring operator assistance or calls to 611 or 911 will only apply where sufficient call details are available. Additional non-access charges will also be billed on a separate account for (1) an operator surcharge, as set forth in Section the local exchange tariffs, for local operator assistance (0- and 0+) calls, (2) calls to certain community information services, for which rates are applicable under Telephone Company exchange service tariffs, e.g., 976 (DIAL IT) Network Services, and, (3) calls from a FGA line to another customer's service in accordance with that customer's applicable service rates when the Telephone Company performs the billing function for that customer.

For calls to Directory Assistance (411 and 555- 1212, whichever is available), Local Transport rates for FGA Switched Access Service will apply. Additionally, calls to Directory Assistance are subject to the Directory Assistance Service Call rate.

**ACCESS SERVICE**6. Switched Access Service (Cont'd)6.5 Description and Provision of Feature Group A (FGA) (Cont'd)6.5.1 Description (Cont'd)

- (I) When a FGA switching arrangement for an individual customer (a single line or entire hunt group) is discontinued at an end office, an intercept announcement is provided. This arrangement provides, for a limited period of time, an announcement that the service associated with the number dialed has been disconnected.
- (J) FGA will be provisioned over an Entrance Facility from the customer's premises to the customer's serving wire center.

FGA service, when used in the originating direction, will be provisioned as Direct Trunked Transport from the first point of switching (i.e., the end office switch where FGA switching dial tone is provided) to the customer's serving wire center.

FGA service, when used in the terminating direction, will be provisioned as Direct Trunked Transport from the customer's serving wire center to the first point of switching and provisioned as Tandem Switched Transport from the first point of switching to the terminating end office. The Tandem Switching charge will not apply.

**ACCESS SERVICE**6. Switched Access Service (Cont'd)6.5 Description and Provision of Feature Group A (FGA) (Cont'd)6.5.2 Optional Features

Following are the various nonchargeable optional features that are available in lieu of, or in addition to, the standard features provided with Feature Group A. They are provided as Common Switching, Transport Termination or Local Transport options.

(A) Common Switching Options

Descriptions of the common switching optional features are set forth in Section 6.10 following.

- (1) Call Denial on Line or Hunt Group
- (2) Service Code Denial on Line or Hunt Group
- (3) Hunt Group Arrangement
- (4) Uniform Call Distribution Arrangement
- (5) Nonhunting Number for Use with Hunt Group or Uniform Call Distribution Arrangement
- (6) Band Advance Arrangement for Use with Special Access Service Utilized in the Provision of WATS-Type Services
- (7) Hunt Group Arrangement for Use with Special Access Service Utilized in the Provision of WATS-Type Services
- (8) Uniform Call Distribution Arrangement for Use with Special Access Service Utilized in the Provision of WATS-Type Services
- (9) Nonhunting Number Associated with a Hunt Group Arrangement or Uniform Call Distribution Arrangement for Use with Special Access Service Utilized in the Provision of WATS-Type Services

**ACCESS SERVICE**6. Switched Access Service (Cont'd)6.5 Description and Provision of Feature Group A (FGA) (Cont'd)6.5.2 Optional Features (Cont'd)(B) Transport Termination

- (1) Two-way operation with dial pulse address signaling and loop start supervisory signaling
- (2) Two-way operation with dial pulse address signaling and ground start supervisory signaling
- (3) Two-way operation with dial tone multifrequency address signaling and loop start supervisory signaling
- (4) Two-way operation with dial tone multifrequency address signaling and ground start supervisory signaling
- (5) Terminating operation with dial pulse address signaling and loop start supervisory signaling
- (6) Terminating operation with dial pulse address signaling and ground start supervisory signaling
- (7) Terminating operation with dual tone multifrequency address signaling and loop start supervisory signaling
- (8) Terminating operation with dual tone multifrequency address signaling and ground start supervisory signaling
- (9) Originating operation with loop start supervisory signaling
- (10) Originating operation with ground start supervisory signaling

(C) Local Transport Options

- (1) Supervisory Signaling [as set forth in Section 15.1.1(E) following]
- (2) Customer Specified Entry Switch Receive Level [as set forth in Section 15.1.1(E) following]

**ACCESS SERVICE****6. Switched Access Service (Cont'd)****6.5 Description and Provision of Feature Group A (FGA) (Cont'd)****6.5.3 Optional Features Provided In Local Tariffs**

Certain other features that may be available in connection with Feature Group A (e.g., Speed Calling, Remote Call Forwarding, Bill Number Screening, IntraLATA extensions) are provided under the Telephone Company's local and/or general exchange service tariffs.

**6.5.4 Measuring Access Minutes**

Customer Feature Group A traffic to end offices will be measured (i.e., recorded) or assumed by the Telephone Company at end office switches. Originating and terminating calls will be measured (i.e., recorded) or assumed by the Telephone Company to determine the basis for computing chargeable access minutes. In the event the customer message detail is not available because the Telephone Company lost or damaged tapes or incurred recording system outages, the Telephone Company will estimate the volume of lost customer access minutes of use based on previously known values.

For terminating calls over FGA and for originating calls over FGA (when the off-hook supervisory signal is provided by the customer's equipment before the called party answers), the measured minutes are the chargeable access minutes. For originating calls over FGA (when the off-hook supervisory signal is forwarded by the customer's equipment when the called party answers), chargeable originating access minutes are derived from recorded minutes using the same formula as set forth in Section 6.7.4 following for Feature Group C.

For originating calls over FGA, usage measurement begins when the originating FGA first point of switching receives an off-hook supervisory signal forwarded from the customer's point of termination. This off-hook signal may be provided by the customer's equipment before the called party answers, or forwarded by the customer's equipment when the called party answers.

The measurement of originating call usage over FGA ends when the originating FGA first point of switching receives an on-hook supervisory signal from either the originating end user's end office, indicating the originating end user has disconnected, or the customer's point of termination, whichever is recognized first by the first point of switching.

**ACCESS SERVICE****6. Switched Access Service (Cont'd)****6.5 Description and Provision of Feature Group A (FGA) (Cont'd)****6.5.4 Measuring Access Minutes (Cont'd)**

For terminating calls over FGA, usage measurement begins when the terminating FGA first point of switching receives an off-hook supervisory signal from the terminating end user's end office, indicating the terminating end user has answered. The measurement of terminating call usage over FGA ends when the terminating FGA first point of switching receives an on-hook supervisory signal from either the terminating end user's end office, indicating the terminating end user has disconnected, or the customer's point of termination, whichever is recognized first by the first point of switching.

FGA access minutes or fractions thereof, the exact value of the fraction being a function of the switch technology where the measurement is made, are accumulated over the billing period for each line or hunt group, and are then rounded up to the nearest access minute for each line or hunt group.

Assumed minutes are used for FGA services, which originate or terminate in end offices not equipped with measurement capabilities and where actual usage is unavailable from another local exchange telephone company. In such cases, the assumed minutes are the chargeable access minutes.

Actual minutes of use are required in an end office where at least one access customer in that office has in excess of 24 FGA lines. Actual minutes for that end office must be obtained from measurement equipment installed in the end office or obtained from another local exchange telephone company willing and able to provide actual measurement data to the telephone company. During the interim period when the telephone company is installing measurement equipment or working with an alternate source to obtain actual data, access customer's FGA lines totaling more than 24 will be billed using assumed minutes of use. Upon 60 days advance notification of the telephone company's conversion to actual measurement, all FGA customers, regardless of line size, served by that end office would be billed based upon actual minutes.

Where originating and terminating measurement capability does not exist for Feature Group A provided to the first point of switching, the number of access minutes will be assumed.



**ACCESS SERVICE****6. Switched Access Service (Cont'd)****6.5 Description and Provision of Feature Group A (FGA) (Cont'd)****6.5.4 Measuring Access Minutes (Cont'd)**

Where measurement capability exists for either originating or terminating usage, but not both, on a line arranged for two way calling, the number of access minutes per line per month will be assumed usage, or the measured usage, whichever is greater. If the usage in the measured direction exceeds the assumed access minutes per line per month, no usage will be assigned in the unmeasured direction. If the measured usage is less than the assumed access minutes per line per month, the usage in the unmeasured direction will be the assumed usage, direction except that the total of measured and assumed minutes in such instances will not exceed the total assumed usage designated for two way calling. If the total exceeds the assumed minutes, the assigned minutes shall be reduced so that the total of measured and unmeasured minutes equals the assumed minutes for two way calling.

Additionally, when the line is arranged for one way calling and there is no measurement capability for that direction, assumed originating access minutes, will be assigned for originating calling only lines and assumed terminating access minutes, will be assigned for terminating calling only lines.

The following matrix illustrates the application of assumed access minutes for FGA.

<u>Service Ordered As</u>	<u>Can Measure Originating</u>	<u>Can't Measure Originating</u>	<u>Can Measure Terminating</u>	<u>Can't Measure Terminating</u>
Originating Only	Actual	1,510	N/A	N/A
Terminating Only	N/A	N/A	Actual	2,685
Both Originating and Terminating (originating measurement greater than 4195)	Actual	N/A	N/A	0
Both Originating and Terminating (originating measurement equal or less than 4195)	Actual	N/A	N/A	0 to 2685*

---

Issued: March 28, 2002

Effective: March 29, 2002

**ACCESS SERVICE**6. Switched Access Service (Cont'd)6.5 Description and Provision of Feature Group A (FGA) (Cont'd)6.5.4 Measuring Access Minutes (Cont'd)

<u>Service Ordered As</u>	<u>Can Measure Originating</u>	<u>Can't Measure Originating</u>	<u>Can Measure Terminating</u>	<u>Can't Measure Terminating</u>
Both Originating and Terminating (terminating measurement greater than 4195)	N/A	0	Actual	N/A
Both Originating and Terminating (terminating measurement equal or less than 4195)	N/A	0 to 1510*	Actual	N/A

Notwithstanding the preceding, when Feature Group A is used for the provision of WATS-type service where measurement capability exists at the WATS Serving Office but not at the Feature Group A first point of switching, the measured WATS-type originating and/or terminating minutes of use shall be separately summed and compared to their respective total assumed originating and/or terminating minutes of use. The number of access minutes per line per month will be the assumed or the measured usage whichever is greater.

6.5.5 Testing Capabilities

FGA is provided, in the terminating direction where equipment is available, with seven-digit access to balance (100 type) test line and milliwatt (102 type) test line. In addition to the tests described in Section 6.2.4 preceding which are included with the installation of service (Acceptance Testing) and as ongoing routine testing, Additional Cooperative Acceptance Testing and Additional Manual Testing are available as set forth in Section 13.3.1 following.

---

\* Sum of actual and assumed cannot exceed 4195. Reduce assumed minutes of use if necessary.

Issued: March 28, 2002

Effective: March 29, 2002

**ACCESS SERVICE****6. Switched Access Service (Cont'd)****6.6 Description and Provision of Feature Group B (FGB)****6.6.1 Description**

- (A) FGB Access, which is available to all customers, provides trunk side access to Telephone Company end office switches with an associated uniform 950-XXXX access code. FGB trunk side access is provided for the customer's use in originating communications from and terminating communications to an Interexchange Carrier's Interstate Service or a customer provided interstate communications capability. The customer must specify the Interexchange Carrier to which the FGB service is connected or, in the alternative, specify the means by which the FGB access communications is transported to another state. Special Access Services utilized for connection with FGB at Telephone Company designated WATS Serving Offices as set forth in Section 7 following may be ordered separately by a customer other than the customer which orders the FGB Switched Access Service for the provision of WATS or WATS-type services. Special Access Services are ordered as set forth in Section 5.2 preceding.
- (B) FGB, when directly routed to an end office (i.e., provided without the use of an access tandem switch), is provided at appropriately equipped Telephone Company electronic end office switches. When provided via Telephone Company designated electronic access tandem switches, FGB switching is provided at Telephone Company electronic and electromechanical end office switches.
- (C) FGB is provided as trunk side switching through the use of end office or access tandem switch trunk equipment. The switch trunk equipment is provided with wink start start-pulsing signals and answer and disconnect supervisory signaling.
- (D) FGB switching is provided with multifrequency address signaling in both the originating and terminating directions. Except for FGB switching provided with the automatic number identification (ANI) or rotary dial station signaling arrangements as set forth, respectively, in Sections 6.10.1(F) and 6.10.2(A) following, any other address signaling in the originating direction, if required by the customer, must be provided by the customer's end user using inband tone signaling techniques. Such inband tone address signals will not be regenerated by the Telephone Company and will be subject to the ordinary transmission capabilities of the Local Transport provided.

**ACCESS SERVICE****6. Switched Access Service (Cont'd)****6.6 Description and Provision of Feature Group B (FGB) (Cont'd)****6.6.1 Description (Cont'd)**

- (E) The access code for FGB switching is a uniform access code. The form of the uniform access code is 950-XXXX. A uniform access code(s) will be assigned to the customer for the customer's domestic communications and another will be assigned to the customer for its international communications, if required. These access codes will be the assigned access numbers of all FGB switched access service provided to the customer by the Telephone Company.
- (F) The Telephone Company will establish a trunk group or groups for the customer at end office switches or access tandem switches where FGB switching is ordered. When required by technical limitations, a separate trunk group will be established for each type of FGB switching arrangement provided. Different types of FGB or other switching arrangements may be combined in a single trunk group at the option of the Telephone Company.
- (G) FGB switching, when used in the terminating direction, may be used to access valid NXXs in the LATA, time or weather announcement services of the Telephone Company, community information services of an information service provider and other customers' services (by dialing the appropriate digits). When directly routed to an end office, only those valid NXX codes served by that end office may be accessed. When routed through an access tandem, only those valid NXX codes served by end offices subtending the access tandem may be accessed.

The customer will also be billed additional non-access charges for calls to certain community information services for which rates are applicable under Telephone Company exchange service tariffs, e.g., 976 (DIAL-IT) Network Service. Additionally, non-access charges will also be billed for calls from a FGB trunk to another customer's service in accordance with that customer's applicable service rates when the Telephone Company performs the billing function for that customer.

Calls in the terminating direction will not be completed to the 950-XXXX access code, local operator assistance (0- and 0+), Directory Assistance (411 and 555-1212), service codes 611 and 911 or 101XXXX access codes. Calls will be completed to Directory Assistance (NPA-555-1212 or 555-1212) when FGB switching is combined with Directory Assistance (DA) switching. The combination of FGB Switched Access Service with DA service is provided as set forth in Section 9 following. FGB may not be switched, in the terminating direction, to Switched Access Service Feature Groups B, C and D.

**ACCESS SERVICE**6. Switched Access Service (Cont'd)6.6 Description and Provision of Feature Group B (FGB) (Cont'd)6.6.1 Description (Cont'd)

- (H) When all FGB switching arrangements are discontinued at an end office and/or in a LATA, an intercept announcement is provided. This arrangement provides, for a limited period of time, an announcement that the service associated with the number dialed has been disconnected.
- (I) The Telephone Companies listed in Section 17 following will make available in certain Telephone Company designated end offices FGB with an Abbreviated Dialing Arrangement (ADA). Such FGB with an ADA will be provisioned in the same manner in which FGB is provisioned with the exceptions described in Section 6.9.2(A) following. When FGB with an ADA is made available in a non-equal end office, the Telephone Company will continue to make FGB with an associated 950-XXXX access code available to customers at non-premium rates.
- (J) For FGB switched access service to a Wireless Switching Center (WSC) directly interconnected to a Telephone Company access tandem office, the customer will be billed only the Local Transport premium rate element for the FGB usage. The mileage used to determine the monthly rate for the local transport rate element is as set forth in Section 6.4.6(G) preceding.

**ACCESS SERVICE**6. Switched Access Service (Cont'd)6.6 Description and Provision of Feature Group B (FGB) (Cont'd)6.6.2 Optional Features

Following are descriptions of the various nonchargeable optional features that are available in lieu of, or in addition to, the standard features provided with Feature Group B. They are set forth in Sections 6.6.2(A), 6.6.2(B) and 6.6.2(C) following and are provided as Common Switching, Transport Termination and Local Transport options. Additionally, other optional features provided in local tariffs are set forth in Section 6.6.2(D) following.

(A) Common Switching Options

Descriptions of the common switching optional features are set forth in Section 6.10 following.

- (1) Automatic Number Identification (ANI)
- (2) Up to 7 Digit Outpulsing of Access Digits to Customer
- (3) Band Advance Arrangement for Use with Special Access Service Utilized in the Provision of WATS or WATS-Type Services
- (4) Hunt Group Arrangement for Use with Special Access Service Utilized in the Provision of WATS or WATS-Type Services
- (5) Uniform Call Distribution Arrangement for Use with Special Access Service Utilized in the Provision of WATS or WATS-Type Services
- (6) Nonhunting Number Associated with Hunt Group Arrangement or Uniform Call Distribution Arrangement for Use with Special Access Service Utilized in the Provision of WATS or WATS-Type Services

**ACCESS SERVICE**6. Switched Access Service (Cont'd)6.6 Description and Provision of Feature Group B (FGB) (Cont'd)6.6.2 Optional Features (Cont'd)(B) Transport Terminations Options(1) Rotary Dial Station Signaling(C) Local Transport Options(1) Customer Specification of Local Transport Termination(2) Optional Supervisory Signaling(3) Customer Specified Entry Switch Receive Level Inasmuch as these options concern transmission levels and signaling they are set forth in Section 15.1.1 following.(D) Optional Features Provided In Local Tariffs

Another feature, Bill Number Screening, which may be available in connection with FGB, is provided under the Telephone Company's local and/or general exchange service tariffs.

6.6.3 Design and Traffic Routing

For Feature Group B, the trunk directionality and traffic routing of the Switched Access Service between the customer designated premises and the entry switch are determined by the customer's order for service; except the Telephone Company will designate the first point(s) of switching and routing to be used where equal access is provided through a centralized equal access arrangement. Additionally, the customer may order the optional feature Customer Specification of Local Transport Termination as set forth in Section 15.1.1 following.

**ACCESS SERVICE****6. Switched Access Service (Cont'd)****6.6 Description and Provision of Feature Group B (FGB) (Cont'd)****6.6.4 Measuring Access Minutes**

Customer traffic to end offices will be measured (i.e., recorded) or assumed by the Telephone Company at end office switches or access tandem switches. Originating and terminating calls will be measured (i.e., recorded) or assumed by the Telephone Company to determine the basis for computing chargeable access minutes. In the event the customer message detail is not available because the Telephone Company lost or damaged tapes or incurred recording system outages, the Telephone Company will estimate the volume of lost customer access minutes of use based on previously known values.

For both originating and terminating calls over FGB the measured minutes are the chargeable access minutes.

For originating calls over FGB, usage measurement begins when the originating FGB first point of switching receives answer supervision forwarded from the customer's point of termination, indicating the customer's equipment has answered.

The measurement of originating call usage over FGB ends when the originating FGB first point of switching receives disconnect supervision from either the originating end user's end office, indicating the originating end user has disconnected, or the customer's point of termination, whichever is recognized first by the first point of switching.

For terminating calls over FGB, usage measurement begins when the terminating FGB first point of switching receives answer supervision from the terminating end user's end office, indicating the terminating end user has answered.

The measurement of terminating call usage over FGB ends when the terminating FGB first point of switching receives disconnect supervision from either the terminating end user's end office, indicating the terminating end user has disconnected, or the customer's point of termination, whichever is recognized first by the first point of switching.



**ACCESS SERVICE****6. Switched Access Service (Cont'd)****6.6 Description and Provision of Feature Group B (FGB) (Cont'd)****6.6.4 Measuring Access Minutes (Cont'd)**

FGB access minutes or fractions thereof, the exact value of the fraction being a function of the switch technology where the measurement is made, are accumulated over the billing period for each end office, and are then rounded up to the nearest access minute for each end office. Assumed minutes are used for FGB services, which originate or terminate in end offices not equipped with measurement capabilities and in such cases are the chargeable access minutes.

Where originating and terminating measurement capability does not exist for Feature Group B provided to the first point of switching, the number of access minutes will be assumed, when the trunk is arranged for two way calling.

Where measurement capability exists for either originating or terminating usage, but not both, on a trunk arranged for two way calling, the number of access minutes per trunk per month will be assumed usage, or the measured usage, whichever is greater. If the usage in the measured direction exceeds the assumed access minutes per trunk per month, no usage will be assigned in the unmeasured direction. If the measured usage is less than the assumed access minutes per trunk per month, the usage in the unmeasured direction will be the assumed usage, for that unmeasured direction except that the total of measured and assumed minutes in such instances will not exceed the total assumed usage designated for two way calling. If the total exceeds the assumed minutes, the assigned minutes shall be reduced so that the total of measured and unmeasured minutes equals the assumed minutes for two way calling.

Additionally, when the trunk is arranged for one way calling and there is no measurement capability for that direction, assumed originating access minutes, will be assigned for originating calling only lines and assumed terminating access minutes, will be assigned for terminating calling only lines.

**ACCESS SERVICE**6. Switched Access Service (Cont'd)6.6 Description and Provision of Feature Group B (FGB) (Cont'd)6.6.4 Measuring Access Minutes (Cont'd)

The following matrix illustrates the application of assumed access minutes for FGB.

<u>Service Ordered As</u>	<u>Can Measure Originating</u>	<u>Can't Measure Originating</u>	<u>Can Measure Terminating</u>	<u>Can't Measure Terminating</u>
Originating Only	Actual	3,132	N/A	N/A
Terminating Only	N/A	N/A	Actual	5,568
Both Originating and Terminating (originating measurement greater than 8700)	Actual	N/A	N/A	0
Both Originating and Terminating (originating measurement equal or less than 8700)	Actual	N/A	Actual	0 to 5568*
Both Originating and Terminating (terminating measurement greater than 8700)	N/A	0	Actual	N/A
Both Originating and Terminating (terminating measurement equal or less than 8700)	N/A	0 to 3132*	Actual	N/A

---

\* Sum of actual and assumed cannot exceed 8700. Reduce assumed minutes of use if necessary.

Issued: March 28, 2002

Effective: March 29, 2002

**ACCESS SERVICE****6. Switched Access Service (Cont'd)****6.6 Description and Provision of Feature Group B (FGB) (Cont'd)****6.6.4 Measuring Access Minutes (Cont'd)**

Notwithstanding the preceding, when Feature Group B is used for the provision of WATS or WATS-type service where measurement capability exists at the WATS Serving Office but not at the Feature Group B first point of switching, the measured WATS or WATS-type originating and/or terminating minutes of use shall be separately summed and compared to their respective total assumed originating and/or terminating minutes of use. The number of minutes per trunk per month will be the assumed or the measured usage whichever is greater.

When Feature Group B is ordered at an access tandem and end office specific usage measurement is not available, the actual or assumed originating and/or terminating minutes of use as determined by the exchange carrier providing the access tandem will be apportioned among all subtending end offices. For each end office, such apportionment shall be based on the ratio of the total number of subscriber lines in each end office subtending the access tandem to the total number of subscriber lines associated with all end offices subtending the access tandem. For purposes of administering this regulation, subscriber lines are defined as exchange service lines, Centrex lines and Centrex-type lines provided by the telephone companies under local and/or general exchange service tariffs. The resulting ratio for each end office is then applied to the total access area originating and/or terminating minutes of use to determine originating and/or terminating minutes of use to be assigned for billing purposes to each subtending end office in the access area.

The ratio used to calculate the access minutes will be determined by the Telephone Company and provided to the customer upon his request within 15 days of the receipt of such request.

**6.6.5 Testing Capabilities**

FGB is provided, in the terminating direction where equipment is available, with seven-digit access to balance (100 type) test line, milliwatt (102 type) test line, nonsynchronous or synchronous test line, automatic transmission measuring (105 type) test line, data transmission (107 type) test line, loop around test line, short circuit test line and open circuit test line. In addition to the tests described in 6.2.4 preceding which are included with the installation of service (Acceptance Testing) and as ongoing routine testing, Additional Cooperative Acceptance Testing, Additional Automatic Testing, and Additional Manual Testing are available as set forth in Section 13.3.1 following.

**ACCESS SERVICE****6. Switched Access Service (Cont'd)****6.7 Description and Provision of Feature Group C (FGC)****6.7.1 Description**

- (A) FGC Access provides trunk side access to Telephone Company end office switches for the customer's use in originating and terminating communications. Originating and terminating FGC Access is available to providers of MTS and WATS. Originating FGC Access is available to all customers when used to provide the Interim NXX Translation optional feature or 800 Data Base service. Terminating FGC access is available to all customers other than providers of MTS and WATS when such access is used in conjunction with the provision of the Interim NXX Translation optional feature or 800 Data Base service, but only for purposes of testing. Existing FGC Access will be converted to Feature Group D Access when Feature Group D Access becomes available in an end office. Special Access Services utilized for connection with FGC at Telephone Company designated WATS Serving Offices as set forth in Section 7 following may be ordered separately by a customer other than the customer which orders the FGC Switched Access Service (i.e., a provider of MTS and WATS) for the provision of WATS Services. Special Access Services are ordered as set forth in Section 5.2 preceding.
- (B) Feature Group C switching is provided at all end office switches unless Feature Group D end office switching is provided in the same office. When FGD switching is available, FGC switching will not be provided. FGC is provided at Telephone Company end office switches on a direct trunk basis or via Telephone Company designated access tandem switches. Feature Group C switching is furnished to providers of MTS and WATS. Additionally, originating Feature Group C switching is available to all customers when used to provide the Interim NXX Translation optional feature or 800 Data Base service. Terminating Feature Group C switching is available to all customers who are not MTS and WATS providers only when such terminating access is for purposes of testing Feature Group C facilities provided in conjunction with the Interim NXX Translation optional feature or 800 Data Base Service.
- (C) FGC is provided as trunk side switching through the use of end office or access tandem switch trunk equipment. The switch trunk equipment is provided with answer and disconnect supervisory signaling. Wink start start-pulsing signals are provided in all offices where available. In those offices where wink start start-pulsing signals are not available, delay dial start-pulsing signals will be provided, unless immediate dial pulse signaling is provided, in which case no start-pulsing signals are provided.

**ACCESS SERVICE**6. Switched Access Service (Cont'd)6.7 Description and Provision of Feature Group C (FGC) (Cont'd)6.7.1 Description (Cont'd)

- (D) FGC is provided with multifrequency address signaling except in certain electromechanical end office switches where multifrequency signaling is not available. In such switches, the address signaling will be dial pulse or immediate dial pulse signaling, whichever is available. Up to 12 digits of the called party number dialed by the customer's end user using dual tone multifrequency or dial pulse address signals will be provided by Telephone Company equipment to the customer's premises where the Switched Access Service terminates. Such called party number signals will be subject to the ordinary transmission capabilities of the Local Transport provided.
- (E) No access code is required for FGC switching. The telephone number dialed by the customer's end user shall be a seven or ten digit number for calls in the North American Numbering Plan (NANP). For international calls outside the NANP, a seven to twelve digit number may be dialed. The form of the numbers dialed by the customer's end user is NXX-XXXX, 0 or 1 + NXX-XXXX, NPA + NXX-XXXX, 0 or 1 + NPA + NXX-XXXX, and, when the end office is equipped for International Direct Distance Dialing (IDDD), 01 + CC + NN or 011 + CC + NN.

**ACCESS SERVICE****6. Switched Access Service (Cont'd)****6.7 Description and Provision of Feature Group C (FGC) (Cont'd)****6.7.1 Description (Cont'd)**

- (F) FGC switching, when used in the terminating direction, may be used to access valid NXXs in the LATA, time or weather announcement services of the Telephone Company, community information services of an information provider, and other customer's services (by dialing the appropriate codes) when the services can be reached using valid NXX codes. When directly routed to an end office, only those valid NXX codes served by that office may be accessed. When routed through an access tandem, only those valid NXX codes served by offices subtending the access tandem may be accessed. Where measurement capabilities exist, the customer will also be billed additional non-access charges for calls to certain community information services, for which rates are applicable under Telephone Company exchange service tariffs, e.g., 976 (DIAL IT) Network Services. Additionally, non-access charges will also be billed for calls from a FGC trunk to another customer's service in accordance with that customer's applicable service rates when the Telephone Company performs the billing function for that customer. Calls in the terminating direction will not be completed to 950-XXXX access codes, local operator assistance (0- and 0+), Directory Assistance (411 and 555-1212), service codes 611 and 911 and 101XXXX access codes. Calls will be completed to Directory Assistance (NPA-555-1212 or 555-1212) when FGC switching is combined with Directory Assistance switching. The combination of FGC Switched Access Service with DA Service is provided as set forth in Section 9 following. FGC may not be switched, in the terminating direction, to Switched Access Service Feature Groups B, C or D.
- (G) The Telephone Company will establish a trunk group or groups for the customer at end office switches or access tandem switches where FGC switching is provided. When required by technical limitations, a separate trunk group will be established for each type of FGC switching arrangement provided. Different types of FGC or other switching arrangements may be combined in a single trunk group at the option of the Telephone Company.

**ACCESS SERVICE****6. Switched Access Service (Cont'd)****6.7 Description and Provision of Feature Group C (FGC) (Cont'd)****6.7.1 Description (Cont'd)**

(H) Unless prohibited by technical limitations the providers of MTS and WATS may, at their option, combine Interim NXX Translation and/or 800 Data Base traffic in the same trunk group arrangement with their non-Interim NXX Translation traffic. When required by technical considerations, or when provided to a customer other than the provider of MTS and WATS, or at the request of the customer (i.e., provider of MTS and WATS), a separate trunk group will be established for Interim NXX Translation traffic and/or 800 Data Base.

(I) Operator Transfer Service may be provided with FGC Switched Access Service at Telephone Company designated Operator Services locations.

The Telephone Company will provide Operator Transfer Service for calls originating from telephone numbers associated with exchange service lines in end offices subtending the Operator Services location. Operator Transfer Service is provided as set forth in Section 6.10.4 following.

(J) FGC switching is provided with multifrequency address signaling or out of band SS7 signaling where technically feasible. With multifrequency address signaling and SS7 signaling, up to 12 digits of the called party number dialed by the customer's end user using dual tone multifrequency or dial pulse address signals will be provided by Telephone Company equipment to the customer's premises where the Switched Access Service terminates. Such address signals will be subject to the ordinary transmission capabilities of the Local Transport provided.

**ACCESS SERVICE**6. Switched Access Service (Cont'd)6.7 Description and Provision of Feature Group C (FGC) (Cont'd)6.7.2 Optional Features

Following are descriptions of the various nonchargeable and chargeable optional features that are available in lieu of, or in addition to, the standard features provided with Feature Group C. Nonchargeable optional features are provided as Common Switching, Transport Termination and Local Transport options as set forth in Sections 6.7.2(A) through 6.7.2(C) following. Chargeable optional features are set forth in Section 6.7.2 following.

(A) Common Switching Options

Descriptions of the common switching optional features are set forth in Section 6.10 following.

(1) Automatic Number Identification (ANI)(2) Signaling Options

## (a) Delay Dial Start-Pulsing Signaling

## (b) Immediate Dial Pulse Address Signaling

## (c) Dial Pulse Address Signaling

(3) Service Class Routing(4) Alternate Traffic Routing(5) Trunk Access Limitation(6) Band Advance Arrangement Associated with Special Access Service Utilized in the Provision of WATS Service(7) End Office End User Line Service Screening for Use with Special Access Service Utilized in the Provision of WATS Service(8) Hunt Group Arrangement for Use with Special Access Service Utilized in the Provision of WATS Service



**ACCESS SERVICE**6. Switched Access Service (Cont'd)6.7 Description and Provision of Feature Group C (FGC) (Cont'd)6.7.2 Optional Features (Cont'd)(A) Common Switching Options (Cont'd)(9) Uniform Call Distribution Arrangement for Use with Special Access Service Utilized in the Provision of WATS Services(10) Nonhunting Number Associated with a Hunt Group Arrangement or Uniform Call Distribution Arrangement for Use with Special Access Service Utilized in the Provision of WATS Services(11) Digital Switched 56 Service(B) Transport Termination Options(1) Operator Trunk — Coin, Non-Coin, or Combined Coin and Non-Coin

The Operator Trunk option is set forth in Section 6.10.2(B) following.

(C) Local Transport Options(1) Supervisory Signaling

The Supervisory Signaling optional feature, due to its technical nature, is set forth in Section 15.1.1 following.

(2) Signaling System 7 (SS7)

The SS7 optional feature allows the customer to send and receive signals for out of band call set up and is available with Feature Group C. This option requires the establishment of a signaling connection between the customer's designated premises/Signaling Point of Interface (SPOI) and a Telephone Company Signaling Transfer Point (STP).

SS7 is provided in both the originating and terminating direction on FGC and each signaling connection is provisioned for two way SS7 signaling information.

(3) Multifrequency Address Signaling(4) Calling Party Number (CPN)

**ACCESS SERVICE**6. Switched Access Service (Cont'd)6.7 Description and Provision of Feature Group C (FGC) (Cont'd)6.7.2 Optional Features (Cont'd)(C) Local Transport Options (Cont'd)(5) Charge Number Parameter (CNP)(6) 64 Clear Channel Capability

The 64 Clear Channel Capability optional feature due to its technical nature, is set forth in Section 15.1.1 following.

(D) Chargeable Optional Features(1) Interim NXX Translation

The Interim NXX Translation Optional Feature is set forth in Section 6.10.3(A) following.

(2) The Operator Transfer Service Optional Feature is provided as set forth in Section 6.10.4 following.(3) Common Channel Signaling/Signaling System 7 (CCS/SS7) Network Connection Service (CCSNC)

The CCSNC Optional Feature is provided as set forth in Section 6.10.5 following.

6.7.3 Design and Traffic Routing

For Feature Group C, the Telephone Company shall design and determine the routing of Switched Access Service. Additionally, for Tandem Switched Transport the Telephone Company will design and determine the routing from the first point of switching to the end office. The Telephone Company shall also decide if capacity is to be provided by originating only, terminating only, or two-way trunk groups. Finally, the Telephone Company will decide whether trunk side access will be provided through the use of two-wire or four-wire trunk terminating equipment.

Selection of facilities and equipment and traffic routing of the service are based on standard engineering methods, available facilities and equipment, and actual traffic patterns.

**ACCESS SERVICE****6. Switched Access Service (Cont'd)****6.7 Description and Provision of Feature Group C (FGC) (Cont'd)****6.7.4 Measuring Access Minutes**

Customer traffic to end offices will be measured (i.e., recorded) by the Telephone Company at end office switches or access tandem switches. Originating and terminating calls will be measured or imputed by the Telephone Company to determine the basis for computing chargeable access minutes. In the event the customer message detail is not available because the Telephone Company lost or damaged tapes or incurred recording system outages, the Telephone Company will estimate the volume of lost customer access minutes of use based on previously known values.

For terminating calls over FGC when measurement capability exists, the measured minutes are the chargeable access minutes. For originating calls over FGC, chargeable originating access minutes are derived from recorded minutes in the following manner:

- Step 1:** Obtain recorded originating minutes and messages from the appropriate recording data.
- Step 2:** Obtain the total attempts by dividing the originating measured messages by the completion ratio. Completion ratios (CR) are obtained separately for the major call categories such as DDD, operator, 800 series, 900, directory assistance and international from a sample study which analyzes the ultimate completion status of the total attempts which receive acknowledgement from the customer. That is, Measured Messages divided by Completion Ratio equals Total Attempts.
- Step 3:** Obtain the total non-conversation time additive (NCTA) by multiplying the total attempts (obtained in Step 2) by the NCTA per attempt ratio. The NCTA per attempt ratio is obtained from the sample study identified in Step 2 by measuring the non-conversation time associated with both completed and incompleting attempts. The total NCTA is the time on a completed attempt from customer acknowledgement of receipt of call to called party answer (set up and ringing) plus the time on an incompleting attempt from customer acknowledgment of call until the access tandem or end office receives a disconnect signal (ring — no answer, busy or network blockage). That is, Total Attempts times Non-Conversation Time per Attempt Ratio equals Total NCTA.

**ACCESS SERVICE**6. Switched Access Service (Cont'd)6.7 Description and Provision of Feature Group C (FGC) (Cont'd)6.7.4 Measuring Access Minutes (Cont'd)

Step 4: Obtain total chargeable originating access minutes by adding the total NCTA (obtained in Step 3) to the recorded originating measured minutes (obtained in Step 1). That is, Measured Minutes plus NCTA equals Chargeable Originating Access Minutes.

Following is an example, which illustrates how the chargeable originating access minutes are derived from the measured originating minutes using this formula.

Where: Measured Minutes (M. Min.) = 7,000  
Measured Messages (M. Mes.) = 1,000  
Completion Ratio (CR) = 0.75  
NCTA per Attempt = 0.4

(1) Total Attempts =  $1,000(M. Mes.) \div 0.75 (CR)$

(2) Total NCTA =  $0.4 (NCTA \text{ per Attempt}) \times 1,333.33 = 533.33$

(3) Total Chargeable Originating Access Minutes =  $7,000 (M. Min) + 533.33 (NCTA) = 7,533.33$

FGC access minutes or fractions thereof, the exact value of the fraction being a function of the switch technology where the measurement is made, are accumulated over the billing period for each end office, and are then rounded up to the nearest access minute for each end office.

**ACCESS SERVICE****6. Switched Access Service (Cont'd)****6.7 Description and Provision of Feature Group C (FGC) (Cont'd)****6.7.4 Measuring Access Minutes (Cont'd)****Originating Usage**

For originating calls over FGC, provided with Multi-Frequency Signaling, usage measurement begins when the originating FGC first point of switching receives answer supervision from the customer's point of termination, indicating the called party has answered.

For originating calls over FGC provided with Signaling System 7 (SS7) Signaling when the FGC end office is not routed through an access tandem for connection to the customer, usage measurement begins when the SS7 Initial Address Message is sent from the Service Switching Point (SSP) to the Signal Transfer Point (STP).

For originating calls over FGC provided with Signaling System 7 (SS7) Signaling when the FGC end office is routed through a tandem for connection to the customer, usage measurement begins when the FGC end office receives the SS7 Exit Message from the tandem.

The measurement of originating call usage over FGC provided with Multi-Frequency Signaling ends when the originating FGC first point of switching receives disconnect supervision from either the originating end user's end office, indicating the originating end user has disconnected, or the customer's point of termination, whichever is recognized first by the first point of switching.

The measurement of originating call usage over FGC provided with SS7 Signaling ends when the originating FGC end office receives an SS7 Release Message indicating either the originating or terminating end user has disconnected.

**ACCESS SERVICE**6. Switched Access Service (Cont'd)6.7 Description and Provision of Feature Group C (FGC) (Cont'd)6.7.4 Measuring Access Minutes (Cont'd)Terminating Usage

For terminating calls over FGC the chargeable access minutes are either measured or derived. For terminating calls over FGC where measurement capability does not exist, terminating FGC usage is derived from originating usage, excluding usage from calls to closed end services or Directory Assistance Services.

For terminating calls over FGC provided with Multi-Frequency Signaling, where measurement capability exists, the measurement of chargeable access minutes begins when the terminating FGC first point of switching receives answer supervision from the terminating end user's end office, indicating the terminating end user has answered. This measurement ends when the terminating FGC first point of switching receives an on-hook supervisory signal from the terminating end user's end office, indicating the terminating end user has disconnected, or the customer's point of termination, whichever is recognized first by the first point of switching.

For terminating calls over FGC with SS7 signaling, usage measurement begins when the terminating recording switch receives answer supervision from the terminating end user. The Telephone Company switch receives answer supervision and sends the indication to the customer in the form of an answer message. The measurement of terminating FGC call usage ends when the entry switch receives or sends a Release Message, whichever occurs first.

**ACCESS SERVICE**6. Switched Access Service (Cont'd)6.7 Description and Provision of Feature Group C (FGC) (Cont'd)6.7.5 Design Blocking Probability

The Telephone Company will design the facilities used in the provision of Switched Access Service FGC to meet the blocking probability criteria as set forth in Sections 6.7.5(A) and 6.7.5(B) following.

- (A) For Feature Group C, the design blocking objective will be no greater than one percent (0.01) between the point of termination at the customer's designated premises and the first point of switching when traffic is directly routed without an alternate route. Standard traffic engineering methods will be used by the Telephone Company to determine the number of transmission paths required to achieve this level of blocking.
- (B) The Telephone Company will perform routine measurement functions to assure that an adequate number of transmission paths are in service. The Telephone Company will recommend that additional capacity (i.e., busy hour minutes of capacity) be ordered by the customer when additional paths are required to reduce the measured blocking to the designed blocking level. For the capacity ordered, the design-blocking objective is assumed to have been met if the routine measurements show that the measured blocking does not exceed the threshold listed in the following tables.

**ACCESS SERVICE**6. Switched Access Service (Cont'd)6.7 Description and Provision of Feature Group C (FGC) (Cont'd)6.7.5 Design Blocking Probability (Cont'd)

## (B) (Cont'd)

- (1) For transmission paths carrying only first routed traffic direct between an end office and customer's designated premises without an alternate route, and for paths carrying only overflow traffic, the measured blocking thresholds are as follows:

Number of Transmission Paths Per Trunk Group	Measured Blocking Thresholds in the Time Consistent Busy Hour for the Number of Measurements Taken Between 8:00 a.m. and 11:00 p.m. Per Trunk Group			
	5-20	11-14	7-10	3-6
	Measurements	Measurements	Measurements	Measurements
2	7%	8%	9%	14%
3	5%	6%	7%	9%
4	5%	6%	7%	8%
5-6	4%	5%	6%	7%
7 or more	3%	3.5%	4%	6%

- (2) For transmission paths carrying first routed traffic between an end office and customer's premises via an access tandem, the measured blocking thresholds are as follows:

Number of Transmission Paths Per Trunk Group	Measured Blocking Thresholds in the Time Consistent Busy Hour for the Number of Measurements Taken Between 8:00 a.m. and 11:00 p.m. Per Trunk Group			
	15-20	11-14	7-10	3-6
	Measurements	Measurements	Measurements	Measurements
2	4.5%	5.5%	6.0%	9.5%
3	3.5%	4.0%	4.5%	6.0%
4	3.5%	4.0%	4.5%	5.5%
5-6	2.5%	3.5%	4.0%	4.5%
7 or more	2.0%	2.5%	3.0%	4.0%

Issued: March 28, 2002

Effective: March 29, 2002



**ACCESS SERVICE**6. Switched Access Service (Cont'd)6.7 Description and Provision of Feature Group C (FGC) (Cont'd)6.7.6 Testing Capabilities

FGC is provided, in the terminating direction where equipment is available, with seven-digit access to balance (100 type) test line, milliwatt (102 type) test line, nonsynchronous or synchronous test line, automatic transmission measuring (105 type) test line, data transmission (107 type) test line, loop around test line, short circuit test line and open circuit test line. In addition to the tests described in Section 6.2.4 preceding which are included with the installation of service (Acceptance Testing) and as ongoing routine testing, Additional Cooperative Acceptance Testing, Additional Automatic Testing and Additional Manual Testing are available as set forth in Section 13.3.1 following.

**ACCESS SERVICE****6. Switched Access Service (Cont'd)****6.8 Description and Provision of Feature Group D (FGD)****6.8.1 Description**

- (A) FGD Access, which is available to all customers, provides trunk side access to Telephone Company end office switches. Special Access Services utilized for connection with FGD at Telephone Company designated WATS Serving offices as set forth in Section 7 following may be ordered separately by a customer other than the customer which orders the FGD Switched Access Service for the provision of WATS or WATS-type services. Special Access Services are ordered as set forth in Section 5.2 preceding.
- (B) FGD is provided at Telephone Company designated end office switches whether routed directly or via Telephone Company designated electronic access tandem switches. The Telephone Company will designate the first point(s) of switching for FGD services where the Telephone Company elects to provide equal access through a centralized equal access arrangement.
- (C) FGD is provided as trunk side switching through the use of end office or access tandem switch trunk equipment. The switch trunk equipment is provided with wink start start-pulsing signals and answer and disconnect supervisory signaling.
- (D) FGD switching is provided with multifrequency address signaling or out of band SS7 signaling. With multifrequency address signaling and SS7 signaling, up to 12 digits of the called party number dialed by the customer's end user using dual tone multifrequency or dial pulse address signals will be provided by Telephone Company equipment to the customer's premises where the Switched Access Service terminates. Such address signals will be subject to the ordinary transmission capabilities of the Local Transport provided.

**ACCESS SERVICE****6. Switched Access Service (Cont'd)****6.8 Description and Provision of Feature Group D (FGD) (Cont'd)****6.8.1 Description (Cont'd)**

- (E) FGD switching, when used in the terminating direction, may be used to access valid NXXs in the LATA, time or weather announcement services of the Telephone Company, community information services of an information service provider, and other customers' services (by dialing the appropriate codes) when such services can be reached using valid NXX codes. When directly routed to an end office, only those valid NXX codes served by that office may be accessed. When routed through an access tandem, only those valid NXX codes served by end offices subtending the access tandem may be accessed. The customer will also be billed additional non-access charges for calls to certain community information services, for which rates are applicable under Telephone Company exchange service tariffs, e.g., 976 (DIAL-IT) Network Service. Additionally, non-access charges will also be billed for calls from a FGD trunk to another customer's service in accordance with that customer's applicable service rates when the Telephone Company performs the billing function for that customer. Calls in the terminating direction will not be completed to 950-XXXX access codes, local operator assistance (0- and 0+), Directory Assistance (411 and 555-1212), service codes 611 and 911 and 101XXXX access codes. Calls will be completed to Directory Assistance (NPA-555-1212 or 555-1212) when FGD switching is combined with Directory Assistance switching. The combination of FGD Switched Access Service with DA Service is provided as set forth in Section 9 following. FGD may not be switched, in the terminating direction, to Switched Access Service Feature Groups B, C or D.
- (F) The Telephone Company will establish a trunk group or groups for the customer at end office switches or access tandem switches where FGD switching is provided. When required by technical limitations, a separate trunk group will be established for each type of FGD switching arrangement provided. Different types of FGD or other switching arrangements may be combined in a single trunk group at the option of the Telephone Company.

**ACCESS SERVICE****6. Switched Access Service (Cont'd)****6.8 Description and Provision of Feature Group D (FGD) (Cont'd)****6.8.1 Description (Cont'd)**

- (G) The access code for FGD switching is a uniform access code of the form 101XXXX. A uniform access code(s) will be the assigned number of all FGD access provided to the customer by the Telephone Company. No access code is required for calls to a customer over FGD Switched Access Service if the end user's telephone exchange service is arranged for presubscription to that customer, as set forth in Section 13.4 following.

Where no access code is required, the number dialed by the customer's end user shall be a seven or ten digit number for calls in the North American Numbering Plan (NANP). For international calls outside the NANP, a seven to twelve digit number may be dialed. The form of the numbers dialed by the customer's end user is NXX-XXXX, 0 or 1 + NXX-XXXX, NPA + NXX-XXXX, 0 or 1 + NPA + NXX-XXXX, and, when the end office is equipped for International Direct Distance Dialing (IDDD), 01 + CC + NN or 011 + CC + NN.

When the 101XXXX access code is used, FGD switching also provides for dialing the digit 0 for access to the customer's operator, 911 for access to the Telephone Company's emergency reporting service, or the end-of-dialing digit (#) for cut-through access to the customer designated premises.

- (H) FGD switching will be arranged to accept calls from telephone exchange service locations without the need for dialing the 101XXXX uniform access code. Each telephone exchange service line may be marked with a code to identify which 101XXXX code its calls will be directed to for interLATA service.
- (I) Unless prohibited by technical limitations, the customer's Interim NXX Translation and/or 800 Data Base traffic may, at the option of the customer, be combined in the same trunk group arrangement with the customer's non-Interim NXX Translation and/or 800 Data Base traffic. When required by technical limitations, or at the request of the customer, a separate trunk group will be established for Interim NXX Translation and/or 800 Data Base traffic.

**ACCESS SERVICE****6. Switched Access Service (Cont'd)****6.8 Description and Provision of Feature Group D (FGD) (Cont'd)****6.8.1 Description (Cont'd)**

- (J) When a customer has had FGB access in an end office and subsequently replaces the FGB access with FGD access, at the mutual agreement of the customer and the Telephone Company, the Telephone Company will direct calls dialed by the customer's end users using the customer's previous FGB access code to the customer's FGD access service. The customer must be prepared to handle normally dialed FGD calls, as well as calls dialed with the FGB access code which requires the customer to receive additional address signaling from the end user. Such calls will be rated as FGD. The Telephone Company may, with 90 days' written notice to the customer, discontinue this arrangement.
- (K) For FGD switched access service to a Wireless Switching Center (WSC) directly interconnected to a Telephone Company access tandem office, the customer will be billed only the Local Transport premium rate element for the FGD usage. The mileage used to determine the monthly rate for the local transport rate element is as set forth in Section 6.4.6(G) preceding.
- (L) Operator Transfer Service (forwarding of 0 -calls) may be provided with FGD Switched Access Service at Telephone Company designated Operator Services locations.

The Telephone Company will provide Operator Transfer Service for calls originating from telephone numbers associated with exchange service lines in end office subtending the Operator Services location. Operator Transfer Service is provided as set forth in Section 6.10.3(B) following.

**ACCESS SERVICE**6. Switched Access Service (Cont'd)6.8 Description and Provision of Feature Group D (FGD) (Cont'd)6.8.2 Optional Features

Following are the various nonchargeable and chargeable optional features that are available in lieu of, or in addition to, the standard features provided with Feature Group D. Nonchargeable Optional Features are provided as Common Switching, Transport Termination and Local Transport options as set forth in Sections 6.8.2(A) through 6.8.2(C) following. Chargeable optional features are set forth in Section 6.8.2(D) following.

(A) Common Switching Options

Descriptions of the common switching optional features are set forth in Section 6.10 following.

- (1) Automatic Number Identification (ANI)
- (2) Service Class Routing
- (3) Alternate Traffic Routing
- (4) Trunk Access Limitation
- (5) Call Gapping Arrangement
- (6) International Carrier Option
- (7) Band Advance Arrangement for Use with Special Access Service Utilized in the Provision of WATS or WATS-Type Services
- (8) End Office End User Line Service Screening for Use with Special Access Service Utilized in the Provision of WATS or WATS-Type Services
- (9) Hunt Group Arrangement for Use with Special Access Service Utilized in the Provision of WATS or WATS-Type Services
- (10) Uniform Call Distribution Arrangement for Use with Special Access Service Utilized in the Provision of WATS or WATS-Type Services
- (11) Nonhunting Number Associated with Hunt Group Arrangement or Uniform Call Distribution Arrangement for Use with Special Access Service Utilized in the Provision of WATS or WATS-Type Services
- (12) Digital Switched 56 Service

**ACCESS SERVICE**6. Switched Access Service (Cont'd)6.8 Description and Provision of Feature Group D (FGD) (Cont'd)6.8.2 Optional Features (Cont'd)(B) Transport Termination Options(1) Operator Trunk — Full Feature

The Operator Trunk optional feature is set forth in Section 6.10.2(C) following.

(C) Local Transport Options(1) Supervisory Signaling

The Supervisory Signaling optional feature, due to its technical nature, is set forth in Section 15.1.1 following.

(2) Signaling System 7 (SS7)

The SS7 optional feature allows the customer to send and receive signals for out of band call set up and is available with Feature Group D. This option requires the establishment of a signaling connection between the customer's designated premises/ Signaling Point of Interface (SPOI) and a Telephone Company's Signaling Transfer Point (STP).

SS7 is provided in both the originating and terminating direction on FGD and each signaling connection is provisioned for two-way SS7 signaling information.

(3) Multifrequency Address Signaling(4) Calling Party Number (CPN) Parameter(5) Charge Number Parameter (CNP)(6) Carrier Selection Parameter (CSP)(7) 64 Clear Channel Capability

The 64 Clear Channel Capability optional feature, due to its technical nature, is set forth in Section 15.1.1 following.

(8) Carrier Identification Parameter (CIP)

**ACCESS SERVICE**6. Switched Access Service (Cont'd)6.8 Description and Provision of Feature Group D (FGD) (Cont'd)6.8.2 Optional Features (Cont'd)(D) Chargeable Optional Features(1) Interim NXX Translation

The Interim NXX Translation Optional Feature is set forth in Section 6.10.3(A) following.

(2) Operator Transfer Service

The Operator Transfer Service Optional Feature is provided as set forth in Section 6.10.3 following.

(3) Common Channel Signaling/Signaling System 7 (CCS/SS7) Network Connection Service (CCSNC)

The CCSNC Optional Feature is provided as set forth in Section 6.10.3 following.

6.8.3 Design and Traffic Routing

For Feature Group D, the Telephone Company shall design and determine the routing of Tandem Switched Transport service, including the selection of the first point of switching and the selection of facilities from the interface to any switching point and to the end offices where busy hour minutes of capacity are ordered. The Telephone Company shall also decide if capacity is to be provided by originating only, terminating only, or two-way trunk groups. Finally, the Telephone Company will decide whether trunk side access will be provided through the use of two-wire or four-wire trunk terminating equipment.

For Feature Group D Direct Trunked Transport service, the Telephone Company will determine the routing of Switched Access Service from the point of interface to the first point of switching or, if the customer specifies one or more hub locations for multiplexing, from the point of interface to the hub location, from one hub location to another hub location, and/or from a hub location to the first point of switching.



**ACCESS SERVICE****6. Switched Access Service (Cont'd)****6.8 Description and Provision of Feature Group D (FGD) (Cont'd)****6.8.3 Design and Traffic Routing (Cont'd)**

Selection of facilities and equipment and traffic routing of the service is based on standard engineering methods, available facilities and equipment, and actual traffic patterns. The Telephone Company will designate the first point(s) of switching and routing to be used where equal access is provided through a centralized equal access arrangement.

**6.8.4 Measuring Access Minutes**

Customer traffic to end offices will be recorded at end office switches or access tandem switches. Originating and terminating calls will be measured or derived to determine the basis for computing chargeable access minutes. In the event the customer message detail is not available because the Telephone Company lost or damaged tapes or incurred recording system outages, the Telephone Company will estimate the volume of lost customer access minutes of use based on previously known values.

FGD access minutes or fractions thereof, the exact value of the fraction being a function of the switch technology where the measurement is made, are accumulated over the billing period for each end office, and are then rounded up to the nearest access minute for each end office.

**Originating Usage**

For originating calls over FGD the measured minutes are the chargeable access minutes.

For originating calls over FGD, provided with Multi-Frequency Signaling, usage measurement begins when the originating FGD first point of switching receives the first wink supervisory signal forwarded from the customer's point of termination.

For originating calls over FGD provided with Signaling System 7 (SS7) Signaling when the FGD end office is not routed through an access tandem for connection to the customer, usage measurement begins when the SS7 Initial Address Message is sent from the Service Switching Point (SSP) to the Signal Transfer Point (STP).

**ACCESS SERVICE****6. Switched Access Service (Cont'd)****6.8 Description and Provision of Feature Group D (FGD) (Cont'd)****6.8.4 Measuring Access Minutes (Cont'd)****Originating Usage (Cont'd)**

For originating calls over FGD provided with Signaling System 7 (SS7) Signaling when the FGD end office is routed through a tandem for connection to the customer, usage measurement begins when the FGD end office receives the SS7 Exit Message from the tandem.

The measurement of originating call usage over FGD provided with Multi-Frequency Signaling ends when the originating FGD first point of switching receives disconnect supervision from either the originating end user's end office, indicating the originating end user has disconnected, or the customer's point of termination, whichever is recognized first by the first point of switching.

The measurement of originating call usage over FGD provided with SS7 Signaling ends when the originating FGD end office receives an SS7 Release Message indicating either the originating or terminating end user has disconnected.

**Terminating Usage**

For terminating calls over FGD the chargeable access minutes are either measured or derived. For terminating calls over FGD provided with Multi-Frequency Signaling, where measurement capability exists, the measurement of chargeable access minutes begins when the terminating FGD first point of switching receives answer supervision from the terminating end user's end office, indicating the terminating end user has answered. This measurement ends when the terminating FGD first point of switching receives disconnect supervision from either the terminating end user's end office, indicating the terminating end user has disconnected, or the customer's point of termination, whichever is recognized first by the first point of switching.

For terminating calls over FGD, where measurement capability does not exist, terminating FGD usage is derived from originating usage, excluding usage from calls to closed end services or Directory Assistance Services.

**ACCESS SERVICE****6. Switched Access Service (Cont'd)****6.8 Description and Provision of Feature Group D (FGD) (Cont'd)****6.8.4 Measuring Access Minutes (Cont'd)****Terminating Usage (Cont'd)**

For terminating calls over FGD with SS7 signaling, usage measurement begins when the terminating recording switch receives answer supervision from the terminating end user. The Telephone Company switch receives answer supervision and sends the indication to the customer in the form of an answer message. The measurement of terminating FGD call usage ends when the entry switch receives or sends a release message, whichever occurs first.

**6.8.5 Design Blocking Probability**

The Telephone Company will design the facilities used in the provision of Switched Access Service FGD to meet the blocking probability criteria as set forth in Sections 6.8.5 (A) and 6.8.5(B) following.

- (A) For Feature Group D, the design blocking objective will be no greater than one percent (0.01) between the point of termination at the customer's designated premises and the end office switch, whether the traffic is directly routed without an alternate route or routed via an access tandem. Standard traffic engineering methods as set forth in Section reference document Telecommunications Transmission Engineering — Volume 3 — Networks and Services (Chapters 6–7) will be used by the Telephone Company to determine the number of transmission paths required to achieve this level of blocking.
- (B) The Telephone Company will perform routine measurement functions to assure that an adequate number of transmission paths are in service. The Telephone Company will recommend that additional capacity (i.e., busy hour minutes of capacity or trunks) be ordered by the customer when additional paths are required to reduce the measured blocking to the designed blocking level. For the capacity ordered, the design-blocking objective is assumed to have been met if the routine measurements show that the measured blocking does not exceed the threshold listed in the following tables.

**ACCESS SERVICE**6. Switched Access Service (Cont'd)6.8 Description and Provision of Feature Group D (FGD) (Cont'd)6.8.5 Design Blocking Probability (Cont'd)

## (B) (Cont'd)

- (1) For transmission paths carrying only first routed traffic direct between an end office and customer's designated premises without an alternate route, and for paths carrying only overflow traffic, the measured blocking thresholds are as follows:

Number of Transmission Paths Per Trunk Group	Measured Blocking Thresholds in the Time Consistent Busy Hour for the Number of Measurements Taken Between 8:00 a.m. and 11:00 p.m. Per Trunk Group			
	15–20	11–14	7–10	3–6
	Measurements	Measurements	Measurements	Measurements
2	7%	8.0%	9%	14.0%
3	5%	6.0%	7%	9.0%
4	5%	6.0%	7%	8.0%
5–6	4%	5.0%	6%	7.0%
7 or more	3%	3.5%	4%	6.0%

- (2) For transmission paths carrying first routed traffic between an end office and customer's premises via an access tandem, the measured blocking thresholds are as follows:

Number of Transmission Paths Per Trunk Group	Measured Blocking Thresholds in the Time Consistent Busy Hour for the Number of Measurements Taken Between 8:00 a.m. and 11:00 p.m. Per Trunk Group			
	15–20	11–14	7–10	3–6
	Measurements	Measurements	Measurements	Measurements
2	4.5%	5.5%	6.0%	9.5%
3	3.5%	4.0%	4.5%	6.0%
4	3.5%	4.0%	4.5%	5.5%
5–6	2.5%	3.5%	4.0%	4.5%
7 or more	2.0%	2.5%	3.0%	4.0%

Issued: March 28, 2002

Effective: March 29, 2002

**ACCESS SERVICE**6. Switched Access Service (Cont'd)6.8 Description and Provision of Feature Group D (FGD) (Cont'd)6.8.6 Network Blocking Charge

The customer will be notified by the Telephone Company to increase its capacity (busy hour minutes of capacity or quantities of trunks) when excessive trunk group blocking occurs on groups carrying Feature Group D traffic and the measured access minutes for that hour exceed the capacity purchased. Excessive trunk group blocking occurs when the blocking thresholds stated below are exceeded. They are predicated on time consistent, hourly measurements over a 30-day period excluding Saturdays, Sundays and national holidays. If the order for additional capacity has not been received by the Telephone Company within 15 days of the notification, the Telephone Company will bill the customer, for each overflow in excess of the blocking threshold when (1) the average "30 day period" overflow exceeds the threshold level for any particular hour and (2) the "30 day period" measured average originating or two-way usage for the same clock hour exceeds the capacity purchased.

Blocking Thresholds

<u>Trunks in Service</u>	<u>1%</u>	<u>1/2%</u>
1-2	7.0%	4.5%
3-4	5.0%	3.5%
5-6	4.0%	2.5%
7 or greater	3.0%	2.0%

The 1% blocking threshold is for transmission paths carrying traffic direct (without an alternate route) between an end office and a customer's premises. The 1/2% blocking threshold is for transmission paths carrying first routed traffic between an end office and a customer's premises via an access tandem.

**ACCESS SERVICE**6. Switched Access Service (Cont'd)6.8 Description and Provision of Feature Group D (FGD) (Cont'd)6.8.7 Testing Capabilities

FGD is provided, in the terminating direction where equipment is available, with seven-digit access to balance (100 type) test line, milliwatt (102 type) test line, nonsynchronous or synchronous test line, automatic transmission measuring (105 type) test line, data transmission (107 type) test line, loop around test line, short circuit test line and open circuit test line. In addition to the tests described in 6.2.4 preceding, which are included with the installation of service (Acceptance Testing) and as ongoing routine testing, Additional Cooperative Acceptance Testing, Additional Automatic Testing and Additional Manual Testing, are available as set forth in Section 13.3.1 following.

When SS7 Signaling is ordered, network compatibility and other testing will be performed cooperatively by the Telephone Company and the customer as specified in Technical References TR-TSV 000905.

**ACCESS SERVICE****6. Switched Access Service (Cont'd)****6.9 Interim Access****6.9.1 Abbreviated Dialing Arrangement (ADA)**

FGB Switched Access Service with an ADA (FGB ADA) is available to all customers, other than providers of MTS/WATS, from Telephone Company designated end offices. FGB ADA enables end users to utilize a one or two digit access code to access customers who have ordered this service.

**(A) FGB ADA Exceptions**

FGB ADA is available to all customers other than providers of MTS/WATS and is provisioned like FGB Switched Access Service as set forth in Section 6.6.1 preceding with the following exceptions:

- (1) FGB ADA is available as originating only service, or as both originating and terminating service (2-way). FGB ADA is not available as terminating only service.
- (2) FGB ADA is only provided by direct routing to an end office switch.
- (3) The forms of the access code for originating FGB ADA switching are N or NX. Assignment of FGB ADA access codes will be on a first-come, first-served basis and is subject to the availability of access code numbers.
- (4) Calls in the terminating direction will not be completed to FGB with an ADA access code (N and NX.)

**ACCESS SERVICE**6. Switched Access Service (Cont'd)6.10 Chargeable and Nonchargeable Optional Features

Following are descriptions of the various optional features that are available in lieu of, or in addition to, the standard features provided with the Feature Groups. They are provided as Common Switching, Transport Termination, Interim NXX Translation options or Operator Transfer Service option. Local Transport options associated with Common Channel Signaling Network Connection Service (CCSNC) are described in Section 6.10.1 following. All other Local Transport options, due to their technical nature, are described in Section 15.1.1 following.



**ACCESS SERVICE**6. Switched Access Service (Cont'd)6.10 Chargeable and Nonchargeable Optional Features (Cont'd)6.10.1 Common Switching Nonchargeable Optional Features

The following table shows the Feature Groups with which the optional features are available.

Option	Available Feature Groups			
	A	B	C	D
A) Call Denial on Line or Hunt Group	X			
B) Service Code Denial on Line or Hunt Group	X			
C) Hunt Group Arrangement	X			
D) Uniform Call Distribution Arrangement	X			
E) Nonhunting Number for Use with Hunt Group or Uniform Call Distribution Arrangement	X			
F) Automatic Number Identification (ANI)		X	X	X
G) Up to 7 Digit Outpulsing of Access Digits to Customer		X		
H) Delay Dial Start-Pulsing Signaling			X	
I) Immediate Dial Pulse Address Signaling			X	
J) Dial Pulse Address Signaling			X	
K) Service Class Routing			X	X
L) Alternate Traffic Routing		X	X	X
M) Trunk Access Limitation			X	X
N) Call Gapping Arrangement				X
O) International Carrier Option				X
P) Band Advance Arrangement for Use with Special Access Service Utilized in the Provision of WATS or WATS-Type Services	X	X	X	X
Q) End Office End User Line Service Screening for Use with Special Access Service Utilized in the Provision of WATS or WATS-Type Services			X	X
R) Hunt Group Arrangement for Use with Special Access Service Utilized in the Provision of WATS or WATS-Type Services	X	X	X	X
S) Uniform Call Distribution Arrangement for Use with Special Access Service Utilized in the Provision of WATS or WATS-Type Services	X	X	X	X
T) Nonhunting Number Associated with Hunt Group Arrangement or Uniform Call Distribution Arrangement for Use with Special Access Service Utilized in the Provision of WATS or WATS-Type Services	X	X	X	X
U) Digital Switched 56 Service			X	X
V) Multifrequency Address Signaling			X	X
W) Signaling System 7 (SS7) Signaling			X	X
X) Calling Party Number (CPN)			X	X
Y) Carrier Selection Parameter (CSP)				X
Z) Charge Number Parameter (CNP)			X	X
AA) Flexible Automatic Number Identification (Flex ANI)				X
AB) Carrier Identification Parameter (CIP)				X

Issued: March 28, 2002

Effective: March 29, 2002

**ACCESS SERVICE**6. Switched Access Service (Cont'd)6.10 Chargeable and Nonchargeable Optional Features (Cont'd)6.10.1 Common Switching Nonchargeable Optional Features (Cont'd)(A) Call Denial on Line or Hunt Group

This option allows for the screening of terminating Feature Group A calls. There are two screening arrangements available with this option as follows: 1) limiting terminating calls for completion to only 411 or 555-1212 whichever is available, 611, 911, 800 series and a Telephone Company specified set of NXXs within the Telephone Company local exchange calling area of the dial tone office in which the arrangement is provided or, 2) limiting terminating calls to completion to only the NXXs associated with all end offices in the LATA, i.e., the call cannot be further switched or routed out of the LATA nor will calls be completed to 411 or 555-1212 whichever is available, 611, 911 or 800 series. All other calls are routed to a reorder tone or recorded announcement. Arrangement 1 is provided in all Telephone Company electronic end offices and, where available, in electromechanical end offices. Arrangement 2 is provided where available. This feature is available with Feature Group A.

(B) Service Code Denial on Line or Hunt Group

This option allows for the screening of terminating calls within the LATA, and for disallowing completion of calls to 0-, 555 and N11 (e.g., 411, 611, and 911). This feature is provided where available in all Telephone Company end offices. It is available with Feature Group A.

(C) Hunt Group Arrangement

This option provides the ability to sequentially access one of two or more line side connections in the originating direction, when the access code of the line group is dialed. This feature is provided in all Telephone Company end offices. It is available with Feature Group A. All Feature Group A access services in the same hunt group must provide off-hook supervisory signaling from the same point in time in the call sequence i.e., all off-hook supervisory signals must either be provided by the customer's equipment before the called party answers or all must be forwarded by the customer's equipment when the called party answers.

**ACCESS SERVICE**6. Switched Access Service (Cont'd)6.10 Chargeable and Nonchargeable Optional Features (Cont'd)6.10.1 Common Switching Nonchargeable Optional Features (Cont'd)(D) Uniform Call Distribution Arrangement

This option provides a type of multiline hunting arrangement which provides for an even distribution of calls among the available lines in a hunt group. Where available, this feature is provided in Telephone Company electronic end offices only. It is available with Feature Group A.

(E) Nonhunting Number for Use with Hunt Group or Uniform Call Distribution Arrangement

This option provides access to an individual line within a multiline hunt or uniform call distribution group. When the nonhunting number is dialed, access is provided when it is idle, or busy tone is provided when it is busy. Where available, this feature is provided in Telephone Company electronic end offices only. It is available with Feature Group A.

(F) Automatic Number Identification (ANI)

(1) This option provides the automatic transmission of a seven digit or ten digit number and information digits to the customer designated premises for calls originating in the LATA, to identify the calling station. The ANI feature is an end office software function, which is associated on a call-by-call basis with:

- (a) all individual transmission paths in a trunk group routed directly between an end office and a customer designated premises or, where technically feasible, with
- (b) all individual transmission paths in a trunk group between an end office and an access tandem, and a trunk group between an access tandem and a customer designated premises.

**ACCESS SERVICE**6. Switched Access Service (Cont'd)6.10 Chargeable and Nonchargeable Optional Features (Cont'd)6.10.1 Common Switching Nonchargeable Optional Features (Cont'd)(F) Automatic Number Identification (ANI) (Cont'd)

- (2) The seven-digit ANI telephone number is generally available with Feature Groups B and C. With these Feature Groups, technical limitations may exist in Telephone Company switching facilities, which require ANI to be provided only on a directly trunked basis. ANI will be transmitted on all calls except those originating from multiparty lines, pay telephones using Feature Group B, or when an ANI failure has occurred. Seven-digit ANI is not available with SS7 Signaling.
- (3) The ten-digit ANI telephone number is only available with Feature Group D. The ten-digit ANI telephone number consists of the Number Plan Area (NPA) plus the seven digit ANI telephone number. The ten digit ANI telephone number will be transmitted on all calls except those identified as multiparty line or ANI failure, in which case only the NPA will be transmitted (in addition to the information digit described below). Ten-digit ANI is provided with multifrequency address signaling or SS7 signaling.
- (4) With Feature Group C, at the option of the customer, ANI may be ordered from end offices where Telephone Company recording for end user billing is not provided. Additionally, ANI is provided from end offices where message detail recording is not required by the Telephone Company; as with 800 series service. ANI is not provided from end offices where the Telephone Company forwards ANI to its recording equipment.

**ACCESS SERVICE**6. Switched Access Service (Cont'd)6.10 Chargeable and Nonchargeable Optional Features (Cont'd)6.10.1 Common Switching Nonchargeable Optional Features (Cont'd)(F) Automatic Number Identification (ANI) (Cont'd)

- (5) Where complete ANI detail cannot be provided, e.g., on calls from 4 and 8 party services, information digits will be provided to the customer.

The information digits identify:

- (a) telephone number is the station billing number — no special treatment required,
- (b) multiparty line — telephone number is a 4- or 8- party line and cannot be identified — number must be obtained via an operator or in some other manner,
- (c) ANI failure has occurred in the end office switch which prevents identification of calling telephone number — must be obtained by operator or in some other manner,
- (d) hotel/motel originated call which requires room number identification,
- (e) coinless station, hospital, inmate, etc. call which requires special screening or handling by the customer, and
- (f) call is an Automatic Identified Outward Dialed (AIOD) call from customer premises equipment. The AIOD ANI telephone number is the listed telephone number of the customer and is not the telephone number of the calling party.

These ANI information digits are generally available with Feature Groups B, C, and D.

**ACCESS SERVICE**6. Switched Access Service (Cont'd)6.10 Chargeable and Nonchargeable Optional Features (Cont'd)6.10.1 Common Switching Nonchargeable Optional Features (Cont'd)(F) Automatic Number Identification (ANI) (Cont'd)

- (6) Additional ANI information digits are available with Feature Group D also. They include:

- (a) InterLATA restricted — telephone number is identified line
- (b) InterLATA restricted — hotel/motel line
- (c) InterLATA restricted — coinless, hospital, inmate, etc., line

These information digits will be transmitted as agreed to by the customer and the Telephone Company. Flexible Automatic Number Identification (Flex ANI) is an enhancement to ANI and is offered as a Common Switching Nonchargeable Optional Feature of Feature Group D as described in Section 6.10.1(AA) following.

(7) Restrictions on Use and Sale of ANI

- (a) Interstate access customers of this tariff may use ANI in the following manner:
  - (i) For billing and collection information, for routing, screening, and completing the originating subscriber's call or transaction, or for services directly related to the originating telephone subscriber's call or transaction.

The customer may use ANI to offer a product or service that is directly related to the products or services previously acquired from the customer by the originating subscriber.

**ACCESS SERVICE**6. Switched Access Service (Cont'd)6.10 Chargeable and Nonchargeable Optional Features (Cont'd)6.10.1 Common Switching Nonchargeable Optional Features (Cont'd)(F) Automatic Number Identification (ANI) (Cont'd)(7) Restrictions on Use and Sale of ANI (Cont'd)

(b) Interstate access customers of this tariff may not use ANI in the following manner:

- (i) Reusing or selling the telephone number or billing information without first notifying the originating telephone subscriber and obtaining the affirmative consent of such subscriber for such reuse or sale.
- (ii) Disclosing (except as permitted in (a), preceding), any information derived from the ANI for any purpose other than 1) performing the services or transactions that are the subject of the originating subscriber's call, 2) ensuring network performance security and the effectiveness of call delivery, 3) compiling, using, and disclosing aggregate information, and 4) complying with applicable law or legal process.

(G) Up to 7 Digit Outpulsing of Access Digits to Customer

This option provides for the end office capability of providing up to 7 digits of the uniform access code (950-XXXX) to the customer designated premises. The customer can request that only some of the digits in the access code be forwarded. The access code digits would be provided to the customer designated premises using multifrequency signaling, and transmission of the digits would precede the forwarding of ANI if that feature were provided. This feature is available with Feature Group B.

**ACCESS SERVICE**6. Switched Access Service (Cont'd)6.10 Chargeable and Nonchargeable Optional Features (Cont'd)6.10.1 Common Switching Nonchargeable Optional Features (Cont'd)(H) Delay Dial Start-Pulsing Signaling

Where available, this option provides a method of indicating to the near end trunk circuit readiness to accept address-signaling information by the far end trunk circuit. Delay dial is often referred to as an off-hook, on-hook signaling sequence. The delay dial signal is the off-hook interval and the start-pulsing signal is the on-hook interval. With integrity check, the calling office will not outpulse until a delay dial (off-hook) signal followed by a start-pulsing (on-hook) signal has been identified at the calling office. This option is available with Feature Group C.

(I) Immediate Dial Pulse Address Signaling

Where available, this option provides for the forwarding of dial pulses from the Telephone Company end office to the customer without the need of a start-pulsing signal from the customer. It is available with Feature Group C.

(J) Dial Pulse Address Signaling

Where available, this trunk side option provides for the transmission of number information, e.g., called number, between the end office switching system and the customer designated premises (in either direction) by means of direct current pulses. It is available with Feature Group C.

(K) Service Class Routing

This option provides the capability of directing originating traffic from an end office to a trunk group to a customer designated premises, based on the line class of service (e.g., coin, multiparty or hotel/motel), service prefix indicator (e.g., 0-, 0+, 01+ or 011+) or Service Access Code (e.g., 900). It is provided in suitably equipped end office or access tandem switches. It is available with Feature Groups C and D.



**ACCESS SERVICE****6. Switched Access Service (Cont'd)****6.10 Chargeable and Nonchargeable Optional Features (Cont'd)****6.10.1 Common Switching Nonchargeable Optional Features (Cont'd)****(L) Alternate Traffic Routing**

When the customer orders both Direct Trunked Transport and Tandem Switched Transport at the same end office, this option provides the capability of directing originating traffic from an end office (or appropriately equipped access tandem) to a trunk group (the "high usage" group) to a customer designated premises until that group is fully loaded, and then delivering additional originating traffic (the "overflowing" traffic) from the same end office or access tandem to a different trunk group (the "final" group) to a second customer designated premises. The customer shall specify the last trunk CCS desired for the high usage group. It is provided in suitably equipped end office or access tandem switches. It is available with Feature Groups B, C and D.

**(M) Trunk Access Limitation**

This option provides for the routing of originating 900 service calls to a specified number of transmission paths in a trunk group, in order to limit (choke) the completion of such traffic to the customer. Calls to the designated service that could not be completed over the subset of transmission paths in the trunk group, i.e., the choked calls, would be routed to reorder tone. It is provided in all Telephone Company electronic end offices and where available in electromechanical end offices. It is available with Feature Groups C and D.

**(N) Call Gapping Arrangement**

This option, provided in suitably equipped end office switches, provides for the routing of originating calls to 900 service to be switched in the end office to all transmission paths in a trunk group at a prescribed rate of flow, e.g., one call every five seconds, in order to limit (choke) the completion of such traffic to the customer. Calls to the designated service, which are denied access by this feature, i.e., the choked calls, would be routed to a no-circuit announcement. It is provided in selected Feature Group D equipped end offices and is available only with Feature Group D.

**ACCESS SERVICE**6. Switched Access Service (Cont'd)6.10 Chargeable and Nonchargeable Optional Features (Cont'd)6.10.1 Common Switching Nonchargeable Optional Features (Cont'd)(O) International Carrier Option

This option allows for Feature Group D end offices or access tandem switches equipped for International Direct Distance Dialing to be arranged to forward the international calls of one or more international carriers to the customer (i.e., the Telephone Company is able to route originating international calls to a customer other than the one designated by the end user either through presubscription or 101XXXX dialing). This arrangement requires provision of written verification to the Telephone Company that the customer is authorized to forward such calls. The written verification must be in the form of a letter of agency authorizing the customer to order the option on behalf of the international carrier. This option is only provided at Telephone Company end offices or access tandems equipped for International Direct Distance Dialing and is available only with Feature Group D.

(P) Band Advance Arrangement for Use with Special Access Service Utilized in the Provision of WATS or WATS-Type Services

This option, which is provided in association with two or more Special Access Service groups, provides for the automatic overflow of terminating calls to a second Special Access Service group, when the first group has exceeded its call capacity. This option is available with Feature Groups A, B, C and D.

(Q) End Office End User Line Service Screening for Use with Special Access Service Utilized in the Provision of WATS or WATS-Type Services

This option provides the ability to verify that an end user has dialed a called party address (by screening the called NPA and/or NXX on the basis of geographical bands selected by the Telephone Company) which is in accordance with that end user's service agreement with the customer, e.g., WATS. This option is provided in all Telephone Company electronic end offices and, where available, in electromechanical end offices which are designated as WATS Serving Offices. It is available with Feature Groups C and D.

**ACCESS SERVICE**6. Switched Access Service (Cont'd)6.10 Chargeable and Nonchargeable Optional Features (Cont'd)6.10.1 Common Switching Nonchargeable Optional Features (Cont'd)(R) Hunt Group Arrangement for Use with Special Access Service Utilized in the Provision of WATS or WATS-Type Services

This option provides the ability to sequentially access one of two or more Special Access Services utilized in the provision of WATS services (e.g., 800 Series Service Special Access services) in the terminating direction, when the hunting number of the Special Access Service group is forwarded from the customer to the Telephone Company. This feature is provided in all Telephone Company designated WATS Serving Offices. It is available with Feature Groups A, B, C and D.

(S) Uniform Call Distribution Arrangement for Use with Special Access Service Utilized in the Provision of WATS or WATS-Type Services

This option provides a type of multiline hunting arrangement, which provides for an even distribution of terminating calls among the available Special Access Services utilized in the provision of WATS or WATS-type Services in the hunt group. Where available, this feature is only provided in Telephone Company designated WATS Serving Offices. It is available with Feature Groups A, B, C and D.

(T) Nonhunting Number Associated with Hunt Group Arrangement or Uniform Call Distribution Arrangement for Use with Special Access Service Utilized in the Provision of WATS or WATS-Type Services

This option provides an arrangement, for an individual Special Access Service utilized in the provision of WATS or WATS-type Services within a multiline hunt or uniform call distribution group, that provides access to that Special Access Service within the hunt or uniform call distribution group when it is idle or provides busy tone when it is busy, when the nonhunting number is dialed, without hunting to the next idle number. Where available, this feature is only provided in Telephone Company designated WATS Serving Offices. It is available with Feature Groups A, B, C and D.

**ACCESS SERVICE****6. Switched Access Service (Cont'd)****6.10 Chargeable and Nonchargeable Optional Features (Cont'd)****6.10.1 Common Switching Nonchargeable Optional Features (Cont'd)****(U) Digital Switched 56 Service**

This option provides for a connection between a customer's premise and a suitably equipped end user's premise which uses end office switching and facilities capable of transmitting digital data up to 56 Kilobits per second. Digital Switched 56 Service is only available in appropriately provisioned Feature Group C and Feature Group D offices as set forth in NATIONAL EXCHANGE CARRIER ASSOCIATION, INC. TARIFF F.C.C. NO. 4.

**(V) Multifrequency Address Signaling**

Multifrequency Address Signaling is available as an optional feature with FGC and FGD. This feature provides for the transmission of number information and control signals (e.g., number address signals, automatic number identification) between the end office switch and the customer's premises (in either direction). Multifrequency signaling arrangements make use of pairs of frequencies out of a group of six frequencies. Specific information transmitted is dependent upon feature group and call type (i.e., POTS, coin or operator). This feature is not available in combination with SS7 signaling.

**(W) Signaling System 7 (SS7) Signaling**

This feature provides common channel out of band transmission of address and supervisory SS7 protocol signaling information between the end office switch or the tandem office switching system and the customer's designated premises. The signaling information is transmitted over facilities provided with the Common Channel Signaling/Signaling System 7 Network Connection Service (CCSNC) as specified in Section 6.1.3(A)(8) preceding. This feature is available with FGC and FGD and will be provided in accordance with the SS7 Interconnect specifications described in Technical Reference GR-905-CORE.

**ACCESS SERVICE**6. Switched Access Service (Cont'd)6.10 Chargeable and Nonchargeable Optional Features (Cont'd)6.10.1 Common Switching Nonchargeable Optional Features (Cont'd)(X) Calling Party Number (CPN)

This feature provides for the automatic transmission of the ten-digit telephone number, associated with a calling station, to the customer's premises for calls originating in the LATA. The ten digit telephone number consists of the NPA plus the seven digit telephone number, which may or may not be the same number as the calling station's charge number. The ten-digit telephone number will be coded as presented, or restricted via a "privacy indicator" for delivery to the called end user. This feature is automatically provided with originating FGC and FGD with SS7 signaling. CPN is available where technically feasible.

(1) Restrictions on Use and Sale of CPN

(a) Interstate access customers of this tariff may use CPN in the following manner:

- (i) For billing and collection information, for routing, screening, and completing the originating subscriber's call or transaction, or for services directly related to the originating telephone subscriber's call or transaction.

The customer may use CPN to offer a product or service that is directly related to the products or services previously acquired from the customer by the originating subscriber.

**ACCESS SERVICE**6. Switched Access Service (Cont'd)6.10 Chargeable and Nonchargeable Optional Features (Cont'd)6.10.1 Common Switching Nonchargeable Optional Features (Cont'd)(X) Calling Party Number (CPN) (Cont'd)(1) Restrictions on Use and Sale of CPN (Cont'd)

(b) Interstate access customers of this tariff may not use CPN in the following manner:

- (i) Reusing or selling the telephone number or billing information without first notifying the originating telephone subscriber and obtaining the affirmative consent of such subscriber for such reuse or sale.
- (ii) Disclosing [except as permitted in Section 6.10.1(X)(1)(a), preceding] any information derived from the CPN for any purpose other than 1) performing the services or transactions that are the subject of the originating subscriber's call, 2) ensuring network performance security and the effectiveness of call delivery, 3) compiling, using, and disclosing aggregate information, and 4) complying with applicable law or legal process.

(Y) Carrier Selection Parameter (CSP)

This feature provides for the automatic transmission of a signaling indicator that signifies to the customer whether or not the call being processed originated from a presubscribed line. If the line was presubscribed, the indicator will signify if the end user did or did not dial 101XXXX. This feature is provided with originating FGD with SS7 signaling.

**ACCESS SERVICE**6. Switched Access Service (Cont'd)6.10 Chargeable and Nonchargeable Optional Features (Cont'd)6.10.1 Common Switching Nonchargeable Optional Features (Cont'd)(Z) Charge Number Parameter (CNP)

- (1) The CNP is equivalent to the existing ten digit Automatic Number Identification (ANI) available with FGC where technically feasible and FGD with MF signaling. The CNP provides for the automatic transmission of the ten digit billing number of the calling station and the originating line information. This feature is provided with originating FGC and FGD with SS7 signaling.

- (2) Restrictions on Use and Sale of CNP

- (a) Interstate access customers of this tariff may use CNP in the following manner:
  - (i) For billing and collection information, for routing, screening and completing the originating subscriber's call or transaction, or for services directly related to the originating telephone subscriber's call or transaction.

The customer may use CNP to offer a product or service that is directly related to the products or services previously acquired from the customer by the originating subscriber.

- (b) Interstate access customers of this tariff may not use CNP in the following manner:
  - (i) Reusing or selling the telephone number or billing information without first notifying the originating telephone subscriber and obtaining the affirmative consent of such subscriber for such reuse or sale.
  - (ii) Disclosing, except as permitted in Section 6.10.1(Z)(2)(a), preceding, any information derived from the CNP for any purpose other than 1) performing the services or transactions that are the subject of the originating subscribers call, 2) ensuring network performance security and the effectiveness of call delivery, 3) compiling, using, and disclosing aggregate information, and 4) complying with applicable law or legal process.

**ACCESS SERVICE**6. Switched Access Service (Cont'd)6.10 Chargeable and Nonchargeable Optional Features (Cont'd)6.10.1 Common Switching Nonchargeable Optional Features (Cont'd)(AA) Flexible Automatic Number Identification (Flex ANI)

Flex ANI is a Common Switching Optional Feature that enhances the existing Automatic Number Identification (ANI) optional feature [described in Section 6.10.1(F) preceding] by allowing Feature Group D (FGD) customers to receive additional information digits. Flex ANI provides additional values for these information digits over and above the values currently available with ANI and is used to identify additional call types, e.g., 27 for pay telephones requiring central office coin supervision capability, 29 for prison/inmate pay telephones, and 70 for pay telephones not requiring central office coin supervision. Flex ANI can also be used to provide Originating Line Screening (OLS) service. OLS service is described in Section 13.10 following.

Flex ANI information digits are two digits in length and are activated through switched software program updates. These codes precede the 10-digit directory number of the calling line and are part of the signaling protocol in equal access end offices. The information digits are outpulsed by the switching system along with the directory number from the originating end office and are sent to the receiving office for billing, routing, or special handling purposes.

Customers who have ANI but do not order Flex ANI, will continue to receive the information digits associated with ANI. Flex ANI digits are assigned by the North American Numbering Plan Administrator. The Telephone Company will make available those information digits that are mutually agreed to by the customer and the Telephone Company.

Flex ANI is available to customers with FGD Switched Access Service equipped with ANI. Flex ANI is available in suitably equipped end offices as identified in NATIONAL EXCHANGE CARRIER ASSOCIATION, INC. TARIFF F.C.C. NO. 4.



**ACCESS SERVICE**6. Switched Access Service (Cont'd)6.10 Chargeable and Nonchargeable Optional Features (Cont'd)6.10.1 Common Switching Nonchargeable Optional Features (Cont'd)(AB) Carrier Identification Parameter (CIP)

Carrier Identification Parameter (CIP) provides for the automatic transmission of the Carrier Identification Code (CIC) to the Customer Designated Premises for FG D calls originating in the LATA. The CIC is included in the Signaling System 7 information provided to the customer when the call originates from a presubscribed line or when the end user dials the customer's 101XXXX access code. CIP is available from suitably equipped end office and access tandems as identified in NATIONAL EXCHANGE CARRIER ASSOCIATION, INC. TARIFF F.C.C. NO. 4, when used in conjunction with Common Channel Signaling/Signaling System 7 Network Connection Service (CCSNC) as described in Section 6.10.3(C) following and Signaling System 7 Signaling as described in Section 6.10.1(W) preceding.

6.10.2 Transport Termination Nonchargeable Optional Features(A) Rotary Dial Station Signaling

This option provides for the transmission of called party address signaling from rotary dial stations to the customer designated premises for originating calls. This option is provided in the form of a specific type of Transport Termination. It is available with Feature Group B, only on a directly trunked basis.

**ACCESS SERVICE****6. Switched Access Service (Cont'd)****6.10 Chargeable and Nonchargeable Optional Features (Cont'd)****6.10.2 Transport Termination Nonchargeable Optional Features (Cont'd)****(B) Operator Trunk — Coin, Non-Coin, or Combined Coin and Non-Coin**

This option may be ordered to provide coin, non-coin, or combined coin and non-coin operation. It is available only with Feature Group C and is provided in electronic end offices and other Telephone Company end offices where equipment is available. It is provided as a trunk type of Transport Termination.

**Coin, Non-Coin:**

This arrangement provides for initial coin return control, except in the case of non-coin, and routing of 0+, 0-, 1+, 01+ or 011+ prefixed originating coin and non-coin calls requiring operator assistance to the customer designated premises. Because operator assisted coin calling traffic is routed over a trunk group dedicated to operator assisted calls, this arrangement is only provided in association with the Service Class Routing option.

This arrangement is normally ordered by the customer in conjunction with the ANI optional feature, since the preponderance of trunk groups equipped with this arrangement will be terminated in the customer's automated operator services systems, rather than in the customer's manual cord boards.

**Combined Coin and Non-Coin:**

When so equipped, the ANI optional feature provides for the forwarding of information digits which identify that the call has originated from a hotel or motel, and whether room number identification is required, or that special screening is required, e.g., for coinless pay telephones, dormitory or inmate stations, or other screening arrangements agreed to between the customer and the Telephone Company.

**(C) Operator Trunk — Full Feature**

This option provides the initial coin return control function to the customer's operator. It is available with Feature Group D and is provided as a trunk type for Transport Termination. This feature is not available with SS7 signaling.

**ACCESS SERVICE****6. Switched Access Service (Cont'd)****6.10 Chargeable and Nonchargeable Optional Features (Cont'd)****6.10.3 Chargeable Optional Features****(A) Interim NXX Translation**

This service is an originating offering utilizing trunk side Switched Access Service and provides a customer identification function based on the dialed SAC and NXX code.

For example, when a 1+900+NXX-XXXX call is originated by an end user, the Telephone Company will perform the customer identification function based on the dialed digits to determine the customer location to which the call is to be routed. If the call originates from an end office switch not equipped to provide the customer identification function, the call will be routed to an office at which the function is available. Once customer identification has been established, the call will be routed to that customer. Calls originating from an end office switch at which the customer identification function is performed, but to which the customer has not ordered Interim NXX Translation, will be blocked.

Calls to a 900 number dialed via 1+ from coin telephones, 0-, 101XXXX, Inmate Service, and Hotel/Motel Service will be blocked. Calls to a 900 number dialed via 0+ will normally be blocked. Orders received from customers to unblock 0+ calls to a 900 number will be accommodated where suitably equipped facilities exist.

The manner in which Interim NXX Translation is provided is dependent on the status of the end office from which the service is provided (i.e., equipped with equal access capabilities or not equipped with equal access capabilities). When Interim NXX Translation is provided from an end office not equipped with equal access capabilities, it will be provided in conjunction with FGC Switched Access Service.

The charge for Interim NXX Translation is in Section 17 following.

**ACCESS SERVICE****6. Switched Access Service (Cont'd)****6.10 Chargeable and Nonchargeable Optional Features (Cont'd)****6.10.3 Chargeable Optional Features (Cont'd)****(B) Operator Transfer Service**

At the option of the customer, Operator Transfer Service as specified following, is available for use with Feature Group C and Feature Group D Switched Access Service. Operator Transfer Service is ordered as set forth in Section 5.2 preceding and is provided to the customer via separate FGC or FGD trunks dedicated to Operator Transfer Service traffic.

Operator Transfer Service is an arrangement in which Telephone Company operators transfer 0 minus (0-) calls (calls for which the end user dials 0 with no additional digits) to the customer designated by the end user.

The operator transfer function will be performed in the following manner:

- The operator answers the 0- call.
- Initially, the Operator will suggest that the end user dial the customer on a direct basis. If the end user insists that the Operator transfer the call, the Operator will ask the end user to identify the desired customer and will then transfer the call as directed.
- If the end user has no preference, or the identified customer has not subscribed to Operator Transfer Service, the end user will be asked to select from a list of available customers.

The list of available Operator Transfer Service customers will be updated monthly. The order in which customers will be read to end users will be initially determined by the sequence in which customers have ordered the Operator Transfer Service. For each subsequent month, following the initial order for Operator Transfer Service, the customer in the first position on the list will be moved to the last position on the list. All other customers on the list will be moved up one position, e.g. 3rd to 2nd, 2nd to first, etc. New Operator Transfer Service customers will initially be placed at the bottom of the list of customers.

**ACCESS SERVICE****6. Switched Access Service (Cont'd)****6.10 Chargeable and Nonchargeable Optional Features (Cont'd)****6.10.3 Chargeable Optional Features (Cont'd)****(B) Operator Transfer Service (Cont'd)**

0 minus pay telephone coin calls will be transferred to the end user designated customer. In order to accept coin sent — paid calls, the customer must order signaling as specified in GR-506-CORE and TR-NPL-000258.

The customer may receive inband, multi-wink, or expanded inband coin control signaling, where available, from end offices served by an Operator Services Access Point. Different signaling types cannot be mixed on a signal trunk group.

All non-recurring and usage sensitive rates and charges normally applicable to Feature Groups C or D apply to Operator Transfer Service. Additionally, a charge as specified in Section 6.1.3 (C)(2) preceding, is assessed the customer per 0 minus call transferred.

**(C) Common Channel Signaling/Signaling System 7 Network Connection Service (CCSNC)**

Common Channel Signaling/Signaling System 7 (CCS/SS7) Network Connection Service (CCSNC), which is available with Feature Groups C and D, where technically feasible as designated in NATIONAL EXCHANGE CARRIER ASSOCIATION, INC. TARIFF FCC NO. 4, WIRE CENTER INFORMATION, provides a signaling path between a customer's designated Signaling Point of Interface (SPOI) and a Signaling Transfer Point (STP). This service provides customers with the use of a two-way signaling path for accessing information necessary for the completion of their end user's calls.

CCS/SS7 Network Connection Service is comprised of two parts; a Signaling Network Access Link (SNAL, consisting of Signaling Mileage Facility, Signaling Mileage Termination and Signaling Entrance Facility) and a Signaling Transfer Point (STP) Port. The SNAL is provided as a dedicated 56 Kbps out-of-band signaling connection between the customer's SPOI and the STP Port on the STP.

**ACCESS SERVICE**6. Switched Access Service (Cont'd)6.10 Chargeable and Nonchargeable Optional Features (Cont'd)6.10.3 Chargeable Optional Features (Cont'd)(C) Common Channel Signaling/Signaling System 7 Network Connection Service (CCSNC) (Cont'd)

The CCS/SS7 Network Connection Service is provisioned by a mated pair of STPs as described in Technical Reference TR-TSV 000905 in order to ensure network availability and reliability. The Telephone Company shall not be held liable for service outages if the customer employs technology related to the interconnection of signaling networks that do not adhere to generally accepted industry technical standards.

When CCS/SS7 Network Connection service is provisioned for use with SS7 Signaling, interconnection between signaling networks must occur at an STP.

Rates and charges for the CCS/SS7 Network Connection STP Ports and Signaling Network Access Links are contained.

(D) 800 Data Base Access Service

800 Data Base Access Service is provided with FGC or FGD Switched Access Service. When a 1+800 series+NXX-XXXX call is originated by an end user, the Telephone Company will utilize the Signaling System 7 (SS7) network to query an 800 data base to perform the identification function. The call will then be routed to the identified customer over FGC or FGD switched access. The 800 series includes the following service area codes: 800, 888, 877, 866, 855, 844, 833 and 822.

**ACCESS SERVICE****6. Switched Access Service (Cont'd)****6.10 Chargeable and Nonchargeable Optional Features (Cont'd)****6.10.3 Chargeable Optional Features (Cont'd)****(D) 800 Data Base Access Service (Cont'd)**

The manner in which 800 data base access service is provided is dependent on the availability of SS7 service at the end office from which the service is provided as outlined following:

- When 800 data base access service originates at an end office equipped with Service Switching Point (SSP) capability for querying centralized data bases or at a non-SSP equipped end office that can accommodate direct trunking of originating 800 series calls, all such service will be provisioned from that end office.
- When 800 data base access service originates at an end office not equipped with SSP customer identification capability, the 800 series call will be delivered to the access tandem on which the end office is homed for 800 series service and which is equipped with the SSP feature to query centralized data bases.
- When 800 data base access service originates at an end office equipped with SSP capability that is not capable of accommodating direct trunking of originating 800 series (other than the 800 service access codes) calls, the 800 series (other than the 800 service access codes) call will be delivered to the access tandem on which the end office is homed and which is equipped with the SSP feature to query centralized data bases.

Query charges are in addition to those charges applicable for the Feature Group C or Feature Group D switched access service.

The Federal Communications Commission ("FCC") has concluded that hoarding, defined as the acquisition of more toll free numbers than one intends to use for the provision of toll free service, as well as the sale of a toll free number by a private entity for a fee, is contrary to the public interest in the conservation of the scarce toll free number resource and contrary to the FCC's responsibility to promote the orderly use and allocation of toll free numbers.

## ACCESS SERVICE

### 7. Special Access Service

#### 7.1 General

Special Access Service provides a transmission path to connect customer-designated premises,\* directly, or through a Telephone Company hub or hubs where bridging or multiplexing functions are performed, or to connect a customer designated premises and a WATS Serving Office, or to connect a customer designated premises to a DSL Access Service Connection Point, or to connect a customer designated premises to a Public Packet Data Network Service. Special Access Service includes all exchange access not utilizing Telephone Company end office switches.

The connections provided by Special Access Service can either be analog, digital or optical. Analog connections are differentiated by spectrum and bandwidth. Digital and optical connections are differentiated by bit rate.

##### 7.1.1 Channel Types

There are eight types of channels used to provide Special Access Services. Each type has its own characteristics. All are subdivided by one or more of the following:

- Transmission specifications,
- Bandwidth,
- Speed (i.e., bit rate),
- Spectrum

Customers can order a basic channel and select from a list of those available transmission parameters and channel interfaces that they desire in order to meet specific communications requirements. For purposes of ordering channels, each has been identified as a type of Special Access Service. However, such identification is not intended to limit a customer's use of the channel nor to imply that the channel is limited to a particular use. For example, if a customer's equipment is capable of transmitting voice over a channel that is identified as a Metallic Service in this tariff, there is no restriction against doing so.

Following is a brief description of each type of channel:

Voice Grade — a channel for the transmission of analog signals within an approximate bandwidth of 300 to 3000 Hz.

---

\* Telephone Company Centrex CO and CO-like switches and packet switches included in Public Packet Switching Network (PPSN) Service are considered to be a customer-designated premises for purposes of this tariff.



**ACCESS SERVICE****7. Special Access Service (Cont'd)****7.1 General (Cont'd)****7.1.1 Channel Types (Cont'd)**

Detailed descriptions of each of the channel types are provided in Sections 7.4 through 7.11 following.

The customer also has the option of ordering Voice Grade and High Capacity facilities (e.g., 1.544 Mbps) to Telephone Company hubs for multiplexing to individual channels of a lower capacity or bandwidth. Descriptions of the types of multiplexing available at the hubs, as well as the number of individual channels, which may be derived from each type of facility, are set forth in Sections 7.6 and 7.8 following. Additionally, the customer may specify optional features for the individual channels derived from the facility to further tailor the channel to meet specific communications requirements. Descriptions of the optional features and functions available are set forth in Section 7.2.1 following.

For example, a customer may order a 1.544 Mbps High Capacity channel from a customer designated premises to a Telephone Company hub for multiplexing to voice grade channels. Optional features may be added to either the 1.544 Mbps or the Voice Grade channels.

Similarly, the customer has the option of ordering Synchronous Optical Channel Service to a wire center equipped for Add/Drop Multiplexing. This allows lower level signals to be added or dropped from a high speed optical carrier channel for delivery to a customer designated premises, WATS office, Public Packet Data Network Service, or another wire center. A description of Add/Drop Multiplexing is set forth in Section 7.11.3(B) following.

**7.1.2 Service Descriptions**

For the purposes of ordering, there are two categories of Special Access Service. These are:

	<u>Service Designator Codes</u>
Voice	VG
High Capacity	DS

Each service consists of a basic channel to which a technical specifications package (customized or predefined), channel interface(s) and, when desired, optional features and functions are added to construct the service desired by the customer. Technical specifications packages are described in Section 15 following, optional features and functions are described in this section. Channel interfaces are described in Section 15.2 following.

**ACCESS SERVICE****7. Special Access Service (Cont'd)****7.1 General (Cont'd)****7.1.2 Service Descriptions (Cont'd)**

Customized technical specifications packages will be provided where technically feasible. If the Telephone Company determines that the requested parameter specifications are not compatible, the customer will be advised and given the opportunity to change the order.

When a customized channel is ordered the customer will be notified whether Additional Engineering Charges apply. In such cases, the customer will be advised and given the opportunity to change the order.

The channel descriptions provided in Sections 7.4 through 7.11 following, specify the characteristics of the basic channel and indicate whether the channel is provided between customer designated premises, between a customer designated premises and a Telephone Company hub where bridging or multiplexing functions are performed, between hubs, between a customer designated premises and a WATS Serving Office, or between a customer designated premises and a DSL Access Service Connection Point, or between a customer designated premises and a wire center equipped for Frame Relay Access Service.

- (A) Information pertaining to the technical specifications packages indicates the transmission parameters that are available with each package. This information is displayed in matrices set forth in Section 15.2 following.
- (B) Channel interfaces at each Point of Termination on a two-point service may be symmetrical or asymmetrical. On a multipoint service they may also be symmetrical or asymmetrical, but communications can only be provided between compatible channel interfaces. Only certain channel interfaces are compatible. These are set forth in Section 15.2 following, in a combination format.
- (C) Only certain channel interface combinations are available with the predefined technical specifications packages. These are delineated in the Technical References set forth in Section 7.1.2(F) following. When a customized channel is requested, all channel interface combinations available with the specified type of service are available with the customized channel.

**ACCESS SERVICE****7. Special Access Service (Cont'd)****7.1 General (Cont'd)****7.1.2 Service Descriptions (Cont'd)**

- (D) The optional features and functions available with each type of Special Access Service are described in this section. The optional features and functions information also indicates with which technical specifications packages they are available. Such information is displayed in matrices set forth in Section 15.2 following with the optional feature or function listed down the left side and the technical specifications package listed across the top.
- (E) The Telephone Company will maintain services installed prior to April 1, 1985, at their existing transmission specifications, provided such performance specifications do not exceed the standards listed in this provision. Those services exceeding the standards listed will be maintained at the performance levels specified in this tariff.
- (F) All services installed after April 1, 1985 will conform to the transmission specifications standards contained in this tariff or in the following Technical References for each category of service:

Voice Grade	TR-NWT-000335 PUB 41004, (MDP-326-584) Table 4
High Capacity	GR-342-CORE GR-54-CORE

**ACCESS SERVICE****7. Special Access Service (Cont'd)****7.1 General (Cont'd)****7.1.3 Service Configurations**

There are three types of service configurations over which Special Access Services are provided: two-point service, multipoint service.

**(A) Two-Point Service**

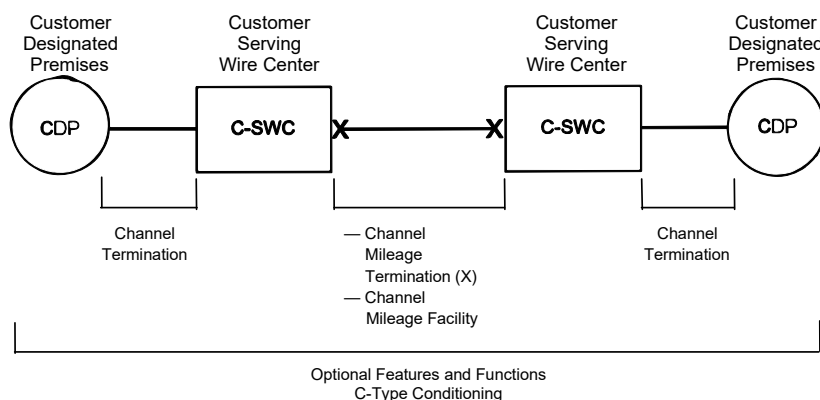
A two-point service connects two customer designated premises, either on a directly connected basis or through a hub where multiplexing functions are performed, or a customer designated premises and a DSL Access Service Connection Point, or a customer designated premises and a wire center equipped for Frame Relay Access Service, or a customer designated premises and a WATS Serving Office (WSO).

Applicable rate elements are:

- Channel Terminations
- Channel Mileage (as applicable)
- Optional Features and Functions (when applicable)

A Special Access Surcharge, as set forth in Section 7.3 following, may be applicable.

The following diagram depicts a two-point Voice Grade service connecting two Customer Designated Premises (CDP). The service is provided with C-Type conditioning.

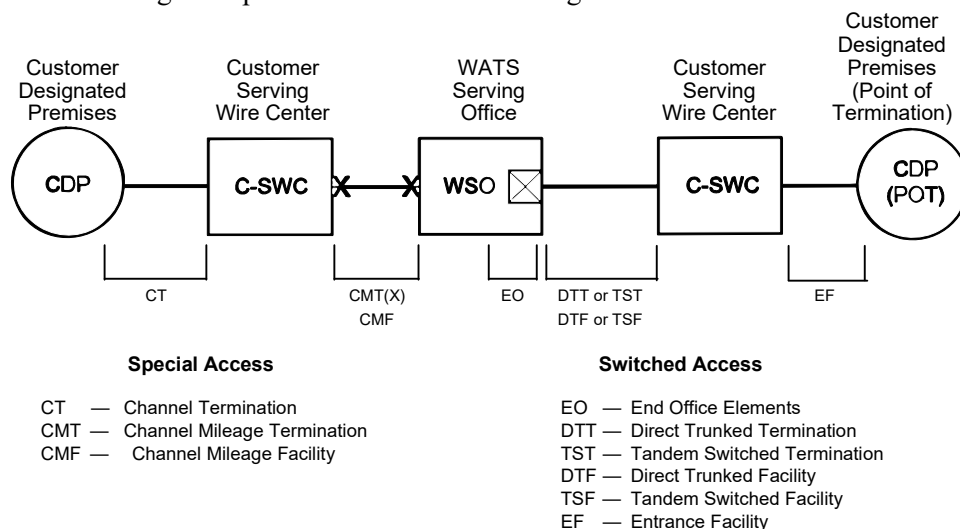


**ACCESS SERVICE****7. Special Access Service (Cont'd)****7.1 General (Cont'd)****7.1.3 Service Configurations (Cont'd)****(A) Two-Point Service (Cont'd)**

Applicable rate elements are:

- Channel Terminations [applicable one (1) per CDP]
- Channel Mileage
  - 2 Channel Mileage Terminations plus
  - 1 section, Channel Mileage Facility per mile
- C-Type Conditioning Optional Feature

The following diagram depicts a two-point Voice Grade service connecting a customer designated premises to a WATS serving office.



Applicable rate elements for Special Access are:

- Channel Termination
- Channel Mileage
  - 2 Channel Mileage Terminations plus
  - 1 section, Channel Mileage Facility per mile
- Special Access Surcharge\*

\* May not apply if exemption certification is provided.

**ACCESS SERVICE****7. Special Access Service (Cont'd)****7.1 General (Cont'd)****7.1.3 Service Configurations (Cont'd)****(B) Multipoint Service**

Multipoint service connects three or more customer designated premises through one or more Telephone Company hubs. Only certain types of Special Access Service are provided as multipoint service. These are so designated in the descriptions for the appropriate channel.

The channel between hubs (i.e., bridging locations) on a multipoint service is a mid-link. There is no limitation on the number of mid-links available with a multipoint service. However, when more than three mid-links in tandem are provided the quality of the overall service may be degraded.

Multipoint service utilizing a customized technical specifications package, as set forth in Section 7.1.2 preceding and Section 15.2 following, will be provided when technically possible. If the Telephone Company determines that the requested characteristics for a multipoint service are not compatible, the customer will be advised and given the opportunity to change the order.

When ordering, the customer will specify the desired bridging hub(s).

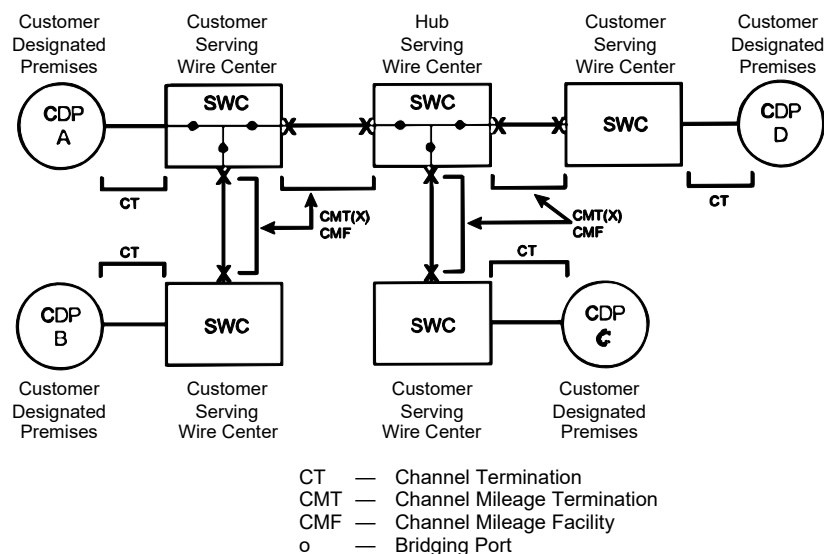
Applicable Rate Elements are:

- Channel Terminations (one per customer designated premises)
- Channel Mileage (as applicable between the serving wire center for each customer designated premises and the hub and between hubs).
- Bridging
- Additional Optional Features and Functions (when applicable).

**ACCESS SERVICE****7. Special Access Service (Cont'd)****7.1 General (Cont'd)****7.1.3 Service Configurations (Cont'd)****(B) Multipoint Service (Cont'd)**

The Special Access Surcharge, as set forth in Section 7.3 following, may be applicable.

Example: Voice Grade multipoint service connecting four customer-designated premises (CDP) via two customer-specified bridging hubs.



Applicable rate elements are:

- Channel Terminations (4 applicable)
- Channel Mileage
  - o — 2 Channel Mileage Terminations per Channel Mileage Facility section for a total of 8, plus
  - o — 4 sections, Channel Mileage Facility per mile
- Bridging Optional Feature (6 applicable, i.e., each bridge port)

**ACCESS SERVICE****7. Special Access Service (Cont'd)****7.1 General (Cont'd)****7.1.4 Alternate Use**

Alternate Use occurs when a service is arranged by the Telephone Company so that the customer can select different types of transmission at different times. A customer may use a service in any privately beneficial manner. However, where technical or engineering changes are required to effectuate an alternate use, the Telephone Company will make such special arrangements available on an individual case basis.

The arrangement required to transfer the service from one operation to the other (i.e., the transfer relay and control leads) will be rated and provided on an individual case basis and filed in Section 12 following, Specialized Service or Arrangements. The customer will pay the stated tariff rates for the Access Service rate elements for the service ordered [i.e., Channel Terminations, Channel Mileage (as applicable) and Optional Features and Functions (if any)].

**7.1.5 Special Facilities Routing**

A customer may request that the facilities used to provide Special Access Service be specially routed. The regulations, rates and charges for Special Facilities Routing (i.e., Avoidance, Diversity and Cable-Only) are set forth in Section 11 following.

**7.1.6 Design Layout Report**

At the request of the customer, the Telephone Company will provide to the customer the make-up of the facilities and services provided under this tariff as Special Access Service to aid the customer in designing its overall service. This information will be provided in the form of a Design Layout Report. The Design Layout Report will be provided to the customer at no charge, and will be reissued or updated whenever these facilities are materially changed.

**7.1.7 Acceptance Testing**

At no additional charge, the Telephone Company will, at the customer's request, cooperatively test the following at the time of installation:

- (A) For Voice Grade analog services, the acceptance test will include tests for loss, 3-tone slope, DC continuity, operational signaling, C-notched noise, and C-message noise when these parameters are applicable and specified in the order of service. Additionally, for Voice Grade services, a balance (improved loss) test will be made if the customer has ordered the improved loss optional feature.



**ACCESS SERVICE****7. Special Access Service (Cont'd)****7.1 General (Cont'd)****7.1.7 Acceptance Testing (Cont'd)**

- (B) For other analog services (i.e., Metallic, Telegraph, Program Audio, and Video) and for digital services (i.e., Digital Data and High Capacity), acceptance tests will include tests applicable to the service as specified by the customer in the order for service.

In addition to the above tests, Additional Cooperative Acceptance Testing for Voice Grade service to test other parameters, as described in Section 13.3.1(B) following, is available at the customer's request. All test results will be made available to the customer upon request.

**7.1.8 Ordering Options and Conditions**

Special Access Service is ordered under the Access Order provisions set forth in Section 5 preceding. Also included in that section are other charges that may be associated with ordering Special Access Service (e.g., Service Date Change Charges, Cancellation Charges, etc.).

## ACCESS SERVICE

### 7. Special Access Service (Cont'd)

#### 7.2 Rate Regulations

This section contains the specific regulations governing the rates and charges that apply for Special Access.

##### 7.2.1 Rate Categories

There are three basic rate categories that apply to Special Access Service:

- Channel Terminations [described in Section 7.2.1(A) following]
- Channel Mileage [described in Section 7.2.1(B) following]
- Optional Features and Functions [described in Section 7.2.1(C) following].

##### (A) Channel Terminations

The Channel Termination rate category recovers the costs associated with the communications path between a customer designated premises and the serving wire center of that premises. Included as part of the Channel Termination is a standard channel interface arrangement which defines the technical characteristics associated with the type of facilities to which the access service is to be connected at the Point of Termination (POT) and the type of signaling capability, if any. The signaling capability is provided as an optional feature as set forth in Section 7.2.1(C) following.

For Synchronous Optical Channel Service the high-speed optical communications path is between the Optical Line Termination (OLT) at the customer designated premises and the serving wire center of that premises.

One Channel Termination charge applies per customer-designated premises at which the channel is terminated. This charge will apply even if the customer designated premises and the serving wire center are collocated in a Telephone Company building. For a Special Access Digital Data Service 56.0 or 64.0 kbps Bit Rate or for a 1.544 Mbps or 44.736 Mbps High Capacity Service connecting a customer designated premises to a Public Packet Data Network Service as described in Section 16, following, there will be a charge for only one Channel Termination. For a 1.544 Mbps or 44.736 Mbps High Capacity Service or for an OC3/OC3c Synchronous Optical Channel Service connecting a customer designated premises to a DSL Access Service Connection Point as described in Section 8, following, there will be a charge for only one Channel Termination. For a Metallic Service connecting to a DSL Access Service Connection Point as described in Section 8, following, there will be a charge for two Channel Terminations for each DSL Access Service Connection function ordered.

**ACCESS SERVICE****7. Special Access Service (Cont'd)****7.2 Rate Regulations (Cont'd)****7.2.1 Rate Categories (Cont'd)****(A) Channel Terminations (Cont'd)**

For DS3 High Capacity Service, the Channel Termination rates are made up of the DS3 Capacity Interface rate and the DS3 Channel Installed rate. The Capacity Interface rate is dependent upon the capacity ordered (i.e., Capacity Interface of 1, 3, 6 or 12) and is applicable at each customer designated premises. The capacity ordered is the maximum number of DS3 services that can be terminated on a given service at the customer-designated premises (e.g., a capacity of 3 can terminate 1, 2, or 3 DS3 services). One DS3 Channel Installed rate applies per customer designated premises at which the channel is terminated for each DS3 channel that is ordered. These charges will apply even if the customer designated premises and the serving wire center are collocated in a Telephone Company building.

**(B) Channel Mileage**

The Channel Mileage rate category recovers the costs associated with the end office equipment and the transmission facilities between the serving wire centers associated with two customer designated premises, between a serving wire center associated with a customer designated premises and a Telephone Company hub, between two Telephone Company hubs, between a serving wire center associated with a customer designated premises and a wire center equipped for Add/Drop Multiplexing (ADM) or between two ADM equipped wire centers. Channel Mileage rates are made up of the Channel Mileage Facility rate and the Channel Mileage Termination rate.

**(1) Channel Mileage Facility**

The Channel Mileage Facility rate recovers the per mile cost for the transmission path which extends between the Telephone Company serving wire centers and/or hub(s) or between the Telephone Company serving wire center and another wire center equipped for Frame Relay Access Service.

The Synchronous Optical Channel Service Channel Mileage Facility provides high-speed transmission facilities between the Telephone Company serving wire centers or between a Telephone Company serving wire center and another wire center equipped for Add/Drop Multiplexing (ADM) or between two ADM equipped wire centers.

**ACCESS SERVICE****7. Special Access Service (Cont'd)****7.2 Rate Regulations (Cont'd)****7.2.1 Rate Categories (Cont'd)****(B) Channel Mileage (Cont'd)****(2) Channel Mileage Termination**

The Channel Mileage Termination rate recovers the cost for end office equipment associated with terminating the facility (i.e., basic circuit equipment and terminations at serving wire centers and hubs). The Channel Mileage Termination rate will apply at the serving wire center(s) for each customer-designated premises and Telephone Company hub where the channel is terminated. If the Channel Mileage is between Telephone Company bridging hubs, the Channel Mileage Termination rate will apply per Telephone Company designated hub. If the Channel Mileage is between the serving wire center for a customer designated premises and a WATS Serving Office, the Channel Mileage Termination rate will apply at both the serving wire center associated with the customer designated premises and the WATS Serving Office. If the Channel Mileage is between the serving wire center for a customer designated premises and another wire center equipped for Frame Relay Access Service, the Channel Mileage Termination Rate will apply only at the serving wire center for the customer designated premises.

If the Channel Mileage is between two wire centers equipped for Add/Drop Multiplexing, the Channel Mileage Termination rate will apply at both wire centers equipped for Add/Drop Multiplexing.

When the Channel Mileage Facility is zero (i.e., collocated serving wire centers), neither the Channel Mileage Facility rate nor the Channel Mileage Termination rate will apply.

**ACCESS SERVICE****7. Special Access Service (Cont'd)****7.2 Rate Regulations (Cont'd)****7.2.1 Rate Categories (Cont'd)****(C) Optional Features and Functions**

The Optional Features and Functions rate category recovers the costs associated with optional features and functions which may be added to a Special Access Service to improve its quality or utility to meet specific communications requirements. These are not necessarily identifiable with specific equipment, but rather represent the end result in terms of performance characteristics that may be obtained. These characteristics may be obtained by using various combinations of equipment. Although the equipment necessary to perform a specified function may be installed at various locations along the path of the service, they will be charged for as a single rate element.

Examples of Optional Features and Functions that are available include, but are not limited to, the following:

- Signaling Capability
- Hubbing Functions
- Conditioning
- Transfer Arrangements

Descriptions for each of the available Optional Features and Functions are set forth in Sections 7.4 through 7.11 following.

A hub is a Telephone Company designated serving wire center at which bridging or multiplexing functions are performed. The bridging functions performed are to connect three or more customer designated premises in a multipoint arrangement. The multiplexing functions are to channelize analog or digital facilities to individual services requiring a lower capacity or bandwidth.

**ACCESS SERVICE**7. Special Access Service (Cont'd)7.2 Rate Regulations (Cont'd)7.2.2 Types of Rates and Charges

There are three types of rates and charges. These are monthly rates, daily rates and nonrecurring charges. The rates and charges are described as follows:

(A) Monthly Rates

Monthly rates are recurring rates that apply each month or fraction thereof that a Special Access Service is provided. For billing purposes, each month is considered to have 30 days.

(B) Daily Rates

Daily rates are recurring rates that apply to each 24-hour period or fraction thereof that a Program Audio or Video Special Access Service is provided for part-time use. For purposes of applying daily rates, the 24-hour period is not limited to a calendar day.

Part-time Video or Program Audio Service provided within a consecutive 30-day period will be charged the daily rate, not to exceed the monthly rate. For each day or partial day after a consecutive 30-day period of service, a charge equal to 1/30th of the monthly rate shall apply.

**ACCESS SERVICE**7. Special Access Service (Cont'd)7.2 Rate Regulations (Cont'd)7.2.2 Types of Rates and Charges (Cont'd)(C) Nonrecurring Charges

Nonrecurring charges are one-time charges that apply for specific work activity (i.e., installation or change to an existing service). The types of nonrecurring charges that apply for Special Access Service are: installation of service, installation of optional features and functions, and service rearrangements. These charges are in addition to the Access Order Charge as specified in Section 17 following.

(1) Installation of Service

Nonrecurring charges apply to each service installed. The nonrecurring charges for the installation of service are set for each channel type as a nonrecurring charge for the Channel Termination.

(2) Installation of Optional Features and Functions

When optional features and functions are installed coincident with the initial installation of service, no separate nonrecurring charge is applicable. When optional features and functions are installed or changed subsequent to the installation of service, an Access Order Charge as specified in Section 17 following will apply per order.

(3) Service Rearrangements

Service rearrangements are changes to existing (installed) services which may be administrative only in nature, as set forth following, or that involve actual physical change to the service. Changes to pending orders are set forth in Section 5.4 preceding.

Changes in the physical location of the point of termination or customer designated premises are moves as set forth in Section 7.2.3 following. Changes in the type of Service or Channel Termination that result in a change of the minimum period requirement will be treated as a discontinuance of the service and an installation of a new service.

**ACCESS SERVICE****7. Special Access Service (Cont'd)****7.2 Rate Regulations (Cont'd)****7.2.2 Types of Rates and Charges (Cont'd)****(C) Nonrecurring Charges (Cont'd)****(3) Service Rearrangements (Cont'd)**

Changes in ownership or transfer of responsibility from one customer to another will be treated as a discontinuance of the service and an installation of a new service. In the event the change in ownership or transfer of responsibility is as set forth in Section 2.1.2(A) preceding where there is no change in facilities or arrangements, the change will be treated as an administrative change.

Administrative changes will be made without charge(s) to the customer. Administrative changes are as follows:

- Change of customer name,
- Change of customer or customer's end user premises address when the change of address is not a result of physical relocation of equipment,
- Change in billing data (name, address, or contact name or telephone number),
- Change of agency authorization,
- Change of customer circuit identification,
- Change of billing account number,
- Change of customer test line number,
- Change of customer or customer's end user contact name or telephone number, and
- Change of jurisdiction.

All other service rearrangements will be charged as follows:

- If the change involves the addition of other customer designated premises to an existing service, the nonrecurring charge for the channel termination rate element will apply. The charge(s) will apply only for the location(s) that is being added. The charge(s) will be in addition to an Access Order Charge as set forth in Section 17 following.



**ACCESS SERVICE****7. Special Access Service (Cont'd)****7.2 Rate Regulations (Cont'd)****7.2.2 Types of Rates and Charges (Cont'd)****(C) Nonrecurring Charges (Cont'd)****(3) Service Rearrangements (Cont'd)**

- If the change involves the addition of an optional feature or function (with the exception of the addition of Clear Channel Capability to an existing service), or if the change involves changing the type of signaling on a Voice Grade service, and for all other changes the Access Order Charge as set forth in Section 17 following will apply.
- When the Clear Channel Capability optional feature is installed on an existing facility, the addition will be treated as a discontinuance and start of service and all associated non-recurring charges will apply.

**7.2.3 Moves**

A move involves a change in the physical location of one of the following:

- The Point of Termination at the customer's premises
- The customer's premises

The charges for the move are dependent on whether the move is to a new location within the same building or to a different building.

**(A) Moves Within the Same Building**

When the move is to a new location within the same building, the charge for the move will be an amount equal to one half of the nonrecurring (i.e., installation) charge for the service termination affected. There will be no change in the minimum period requirements. This charge is in addition to the Access Order Charge as specified in Section 17 following.

**ACCESS SERVICE**7. Special Access Service (Cont'd)7.2 Rate Regulations (Cont'd)7.2.3 Moves (Cont'd)(B) Moves To a Different Building

Moves to a different building will be treated as a discontinuance and start of service and all associated nonrecurring charges will apply. New minimum period requirements will be established for the new services. The customer will also remain responsible for satisfying all outstanding minimum period charges for the discontinued service.

7.2.4 Minimum Periods

The minimum service period for all services is one month and the full monthly rate will apply to the first month. Adjustments for the quantities of services established or discontinued in any billing period beyond the minimum period are as set forth in Section 2.4.1(F) preceding.

**ACCESS SERVICE****7. Special Access Service (Cont'd)****7.2 Rate Regulations (Cont'd)****7.2.5 Mileage Measurement**

The mileage to be used to determine the monthly rate for the Channel Mileage Facility is calculated on the airline distance between the locations involved, i.e.,

- the serving wire centers associated with two customer designated premises,
- a serving wire center associated with a customer designated premises and a Telephone Company hub,
- a serving wire center associated with a customer designated premises and a wire center equipped for Frame Relay Access Service,
- a serving wire center associated with a customer designated premises and a DSL Access Service Connection Point,
- two Telephone Company hubs,
- a serving wire center associated with a customer designated premises and a wire center equipped for Add/Drop Multiplexing,
- two wire centers equipped for Add/Drop Multiplexing,
- or between the serving wire center associated with a customer designated premises and a WATS Serving Office.

The serving wire center associated with a customer designated premises is the serving wire center from which this customer designated premises would normally obtain dial tone.

Mileage charges are shown with each channel type. To determine the rate to be billed, first compute the mileage using the V&H coordinates method, then multiply the resulting number of miles times the Channel Mileage Facility per mile rate, and add the Channel Mileage Termination rate for each termination. When the calculation results in a fraction of a mile, always round up to the next whole mile before determining the mileage and applying the rates. When more than one Telephone Company is involved in the provision of service, billing will be accomplished as set forth in Section 2.4.7 preceding.

When hubs are involved, mileage is computed and rates applied separately for each section of the Channel Mileage, i.e.,

- customer designated premises serving wire center to hub,
- hub to hub and/or
- hub to customer designated premises serving wire center.

## ACCESS SERVICE

### 7. Special Access Service (Cont'd)

#### 7.2 Rate Regulations (Cont'd)

##### 7.2.5 Mileage Measurement (Cont'd)

However, when any service is routed through a hub for purposes other than customer specified bridging or multiplexing (e.g., the Telephone Company chooses to so route for test access purposes), rates will be applied only to the distance calculated between the serving wire centers associated with the customer designated premises.

See the service configuration example for multipoint service as set forth in Section 7.1.3(B) preceding. When Add/Drop Multiplexing is offered in connection with Synchronous Optical Channel Service, mileage is computed and rates applied separately for each section of the Channel Mileage, i.e.,

- customer designated premises serving wire center to an Add/Drop Multiplexing (ADM) equipped wire center,
- ADM equipped wire center to ADM equipped wire center,
- ADM equipped wire center to a customer designated premises serving wire center.

##### 7.2.6 Facility Hubs

A customer has the option of ordering Voice Grade service or High Capacity services (i.e., DS1) to a facility hub for channelizing to individual services requiring lower capacity facilities (e.g., Voice, etc.).

Different locations may be designated as hubs for different facility capacities, e.g., multiplexing from digital to digital may occur at one location while multiplexing from digital to analog may occur at a different location. When placing an Access Order the customer will specify the desired hub.

**ACCESS SERVICE****7. Special Access Service (Cont'd)****7.2 Rate Regulations (Cont'd)****7.2.6 Facility Hubs (Cont'd)**

Additionally, subtending wire centers are identified for Intermediate and Super-Intermediate Hubs. Some of the types of multiplexing available include the following:

- from higher to lower bit rate
- from higher to lower bandwidth
- from high capacity to voice frequency channels.

Point to point services may be provided on channels of these services to a hub. The transmission performance for the point-to-point service provided between customer-designated premises will be that of the lower capacity or bit rate. For example, when a 1.544 Mbps channel is multiplexed to voice frequency channels, the transmission performance of the channelized services will be Voice Grade, not High Capacity.

The Telephone Company will commence billing the monthly rate for the service to the hub on the date specified by the customer on the Access Order. Individual channels utilizing these services may be installed coincident with the installation of the service to the hub or may be ordered and/or installed at a later date, at the option of the customer. The customer will be billed for a Voice Grade or a High Capacity Channel Termination, Channel Mileage (when applicable), and the multiplexer at the time the service is installed. Individual service rates (by service type) will apply for a Channel Termination and additional Channel Mileage (as required) for each channelized service. These will be billed to the customer as each individual service is installed.

Cascading multiplexing occurs when a High Capacity service is de-multiplexed to provide channels with a lesser capacity and one of the lesser capacity channels is further de-multiplexed.

When cascading multiplexing is performed, whether in the same or a different hub, a charge for the additional multiplexing unit also applies. When cascading multiplexing is performed at different hubbing locations, Channel Mileage charges also apply between the hubs.

**ACCESS SERVICE****7. Special Access Service (Cont'd)****7.2 Rate Regulations (Cont'd)****7.2.6 Facility Hubs (Cont'd)**

The Telephone Company will designate hubs for Program Audio and Video Services. Full-time or part-time service may be provided between customer designated premises or between a customer designated premises and a hub and billed accordingly at the monthly rates set forth in Sections 17 following for a Channel Termination, Channel Mileage and Optional Features and Functions, as applicable. When the service is ordered to a hub, the customer may order full-time or part-time Video and Program Audio services as needed between that hub and additional customer designated premises. The rate elements required to provide the part-time service (i.e., Channel Termination, Channel Mileage and Optional Features and Functions, as applicable) will be billed at daily rates for the duration of the service requested.

**7.2.7 Mixed Use**

Mixed use refers to a rate applicable when the customer orders High Capacity Service Special Access facilities between a customer designated premises and a Telephone Company hub or ADM equipped wire center where the Telephone Company performs multiplexing/de-multiplexing functions and the same customer then orders the derived channels as Special and Switched Access Services. Mixed use also applies when the customer orders Switched Access Service between a customer designated premises and an end office that is multiplexed at a Telephone Company hub or ADM equipped wire center and the same customer then orders the derived channels as Special and Switched Access Service. Rates and charges will apply for the existing facilities and new facilities as if the service were ordered as mixed use.

Except as noted above, the High Capacity Service facility will be ordered, provided and rated as Special Access Service (i.e., Channel Termination, Channel Mileage, as appropriate, Multiplexing, Customer Node, Customer Premises Port, and Add/Drop Multiplexing). The nonrecurring charge that applies when the mixed-use facility is installed will be the nonrecurring charge associated with the appropriate Special Access High Capacity Channel Termination.

Rating as Special Access will continue until such time as the customer chooses to use a portion of the available capacity for Switched Access Service. Individual service (i.e., Switched or Special Access) nonrecurring charges will not apply to the individual channels of the mixed-use facility.

**ACCESS SERVICE****7. Special Access Service (Cont'd)****7.2 Rate Regulations (Cont'd)****7.2.7 Mixed Use (Cont'd)**

When Special Access Service is provided utilizing a channel of the mixed use facility to a hub, High Capacity rates and charges will apply for the facility to the hub, as set forth preceding, and individual service rates and charges will apply from the hub to the customer designated premises.

The rates and charges that will apply to the portion from the hub to the customer designated premises will be dependent on the specific type of Special Access Service that is provided (e.g., Voice Grade, etc.). The applicable rates and charges will include a Channel Termination and Channel Mileage, if applicable. Rates and charges for optional features and functions associated with the service, if any, will apply for the appropriate channel type.

As each individual channel of a Special Access High Capacity Service is activated for Switched Access Service, the Special Access Channel Termination, Channel Mileage and Multiplexing rates will be reduced accordingly (e.g., 1/24th for a DS1 service).

If the Special Access charges for the mixed use facility are subject to Optional Rate Plan discounts (e.g., Term Discount Optional Rate Plan) as set forth in Section 7.2.8 following, the Special Access charges will be reduced to reflect mixed use before the Optional Rate Plan discounts are applied.

Switched Access Service rates and charges, as set forth in Section 17 following, will apply for each channel that is used to provide a Switched Access Service.

The Switched Access Service Entrance Facility charge will be reduced by multiplying its rate by a rate reduction factor (i.e., the ratio of derived Switched Access Service channels to the total number of channels that can be derived). If the Telephone Company is providing Direct Trunked Transport, then the Direct Trunked Transport, Multiplexing, Customer Node, Customer Premises Port, and Add/Drop Multiplexing charges will be reduced by multiplying their respective rates by the rate reduction factor.

**ACCESS SERVICE**7. Special Access Service (Cont'd)7.2 Rate Regulations (Cont'd)7.2.7 Mixed Use (Cont'd)

The following table shows the total voice grade equivalents for each of the services that may be used for Mixed Use.

<u>High Capacity Service</u>	<u>DS3 Quantities</u>	<u>DS1 Quantities</u>	<u>Voice Grade Equivalents</u>
DS1	N/A	1	24

The customer must place an order for each individual Switched or Special Access Service utilizing the Mixed Use facilities and specify the channel assignment for each such service.

7.2.8 Optional Rate Plans

There are two Optional Rate Plans: a High Capacity Optional Rate Plan and a Synchronous Optical Channel Service Optional Rate Plan.

(A) High Capacity Optional Rate Plans

There are two High Capacity Optional Rate plans: a Term Discount plan and a Capacity Discount plan.

The Term Discount plan applies to Special Access DS1 High Capacity Service Channel Termination, Channel Mileage Facility and Channel Mileage Termination monthly rates, as set forth following. The current monthly rates for such services are reduced by a fixed percentage. The amount of the discount percentage differs based on the length of the service commitment period selected by the customer. The Term Discount percentages for High Capacity Service are as set forth in Section 17 following.

Discounts for the Term Discount plan are only applied to High Capacity Service provided to a customer within the same state and LATA by the same Telephone Company.



**ACCESS SERVICE****7. Special Access Service (Cont'd)****7.2 Rate Regulations (Cont'd)****7.2.8 Optional Rate Plans (Cont'd)****(A) High Capacity Optional Rate Plans (Cont'd)**

The Term Discount Optional Rate Plan is only available from those Telephone Companies listed in Section 17 following.

Telephone Companies offering the Capacity Discount Optional Rate Plan as of this date are listed in Section 17 following. The minimum service period on a monthly rate basis is one month for DS1 service and twelve months for DS3 service.

**(1) Term Discounts**

DS1 High Capacity Special Access Service may be ordered at the customer's option on a monthly rate basis or for Term Discount periods of 36 months (3 years) or 60 months (5 years).

The minimum service period for all Term Discount plans is twelve months. The customer must specify the length of the service commitment period at the time the service is ordered.

For customers that subscribe to the Term Discount plan for 36 or 60 months, the Term Discount percentage as set forth in Section 17 following will be frozen from Company initiated decreases, for the entire discount period at the percent in effect at the beginning of the Term Discount period.

If a Term Discount Percentage increase occurs during the term of an existing Term Discount plan, the increased percentage will be applied automatically to the remainder of the current Term Discount period.

At the end of the Term Discount period, the customer may convert to month-to-month service or subscribe to a new Term Discount plan. If the customer does not make a choice by the end of the discount period, the rates will automatically convert to month-to-month service rates.

**ACCESS SERVICE**7. Special Access Service (Cont'd)7.2 Rate Regulations (Cont'd)7.2.8 Optional Rate Plans (Cont'd)(A) High Capacity Optional Rate Plans (Cont'd)(1) Term Discounts (Cont'd)

To be included in a Term Discount plan, all eligible High Capacity rate elements must be ordered for the same commitment term (i.e., all 36 months or all 60 months) and with the same service date. When additional capacity is subsequently added, it will be available only on a month-to-month basis unless the discount period of the entire service is upgraded.

Eligible DS1 High Capacity rate elements are those Channel Terminations, Channel Mileage Facility and Channel Mileage Terminations provided to a customer within the same state and LATA by the same Telephone Company. As long as the number of DS1s included in a Term Discount plan remains constant, customer requests to install and disconnect DS1 services, including changes affecting different wire centers and/or customer designated premises, will not change the current Term Discount period or the minimum service period, and Discontinuance of Service charges as set forth in Section (3) following will not apply.

(a) Upgrades in Term Discounts

Services provided under monthly rates or Term Discount rates may be upgraded to a Term Discount plan at any time without incurring Channel Termination nonrecurring charges or discontinuance charges for existing services. The new Term Discount plan must meet or exceed the service term of the plan being upgraded. For example, a service with a 36-month commitment period may be upgraded to a new 36-month or 60-month service period. The monthly rates will be those that are in effect at the time the service is upgraded. A new minimum service period applies to all High Capacity Service that is upgraded.

**ACCESS SERVICE**7. Special Access Service (Cont'd)7.2 Rate Regulations (Cont'd)7.2.8 Optional Rate Plans (Cont'd)(A) High Capacity Optional Rate Plans (Cont'd)(1) Term Discounts (Cont'd)(b) Upgrades in Capacity (DS1 to DS3)

If the customer chooses to upgrade a service under the Term Discount rate plan to a higher capacity (i.e., DS1), discontinuance charges will not apply, provided all the following conditions are met:

- the customer's order for the disconnect of the existing DS1 Service and the installation of the new DS3 Service are received at the same time and specifically reference the application of upgrade in capacity,
- the customer's disconnect order for the existing DS1 Service must reference the DS3 Service installation order,
- the new service has a total voice equivalent channel capacity greater than the total voice equivalent channel capacity of the service being discontinued and,
- the new Term Discount period meets or exceeds the Term Discount period being discontinued.

A new minimum service period applies to all upgrades. Channel Termination nonrecurring charges for an equivalent channel capacity of the existing services being upgraded to the higher speed service will not be assessed. For example, 30 DS1 Services are being upgraded to DS3 Service. A capacity of 3 is installed at the customer's request. A total of 2 DS3 Channel rate elements will be installed without Channel Termination nonrecurring charges being assessed, as it will require 2 DS3 Channel rate elements to provide the equivalent channel capacity of the existing services. Channel Termination nonrecurring charges will not apply to the upgraded lower speed services placed on the higher speed service if requested at the same time as the upgrade request. Channel Termination nonrecurring charges will apply for capacity that exceeds the existing equivalent channel capacity.

**ACCESS SERVICE**7. Special Access Service (Cont'd)7.2 Rate Regulations (Cont'd)7.2.8 Optional Rate Plans (Cont'd)(A) High Capacity Optional Rate Plans (Cont'd)(1) Term Discounts (Cont'd)(b) Upgrades in Capacity (DS1 to DS3) (Cont'd)

Should the customer choose to upgrade either a portion of, or the entire DS1 Service under the Term Discount plan to a DS3 Service and move the service to a new customer location(s) within the same state and LATA, and when service is provided by the same telephone company, discontinuance charges will not apply.

(c) Discontinuance of Service

If the customer chooses to disconnect all or a portion of the service prior to the expiration of the Term Discount period, discontinuance charges will apply to the portion of the service being discontinued.

Should the customer choose to discontinue a Term Discount plan prior to the completion of the minimum service period, discontinuance charges will apply. Discontinuance charges equal to one hundred percent of the total undiscounted monthly rates, less any amounts previously paid, will apply for the minimum service period. Additionally, discontinuance charges of fifteen percent for DS1 service, and fifty percent for DS3 service, of the total undiscounted monthly charges will apply to the remaining portion of the discount service term.

Should the customer choose to discontinue service ordered under a Term Discount plan after the minimum service period but before the completion of the discount period, discontinuance charges will apply. Discontinuance charges of fifteen percent for DS1 Service, and fifty percent for DS3 Service, of the total undiscounted monthly charges will apply to the remaining portion of the discount period. For example, a customer has a DS1 Service, which it chooses to discontinue after 33 months into a 60-month service term. The discontinuance charge would be 0.15 times 27 months times the undiscounted monthly rates for that service.

**ACCESS SERVICE****7. Special Access Service (Cont'd)****7.3 Surcharge for Special Access Service****7.3.1 General**

Special Access Services provided under this tariff may be subject to the monthly Special Access Surcharge.

**7.3.2 Application**

- (A) The Special Access Surcharge will apply to each interstate Special Access Service that terminates on an end user's PBX or other device, where through a function of the device, the Special Access Service interconnects to the local exchange network. Interconnection functions include, but are not limited to, wiring and software functions, bridging, switching or patching of calls or stations. The Surcharge will apply irrespective of whether the interconnection function is performed in equipment located at the customer's premises or in a Centrex CO-type switch.
- (B) Special Access Service will be exempted from the Surcharge by the Telephone Company upon receipt of the customer's written certification for the following Special Access Service terminations:
  - (1) an open-end termination in a Telephone Company switch of an FX line, including CCSA and CCSA-equivalent ONALs; or
  - (2) an analog channel termination that is used for radio or television program transmission; or
  - (3) a termination used for TELEX service; or
  - (4) a termination that by the nature of its operating characteristics could not make use of Telephone Company common lines such as, terminations which are restricted through hardware or software; or
  - (5) a termination that interconnects either directly or indirectly to the local exchange network where the usage is subject to Carrier Common Line charges such as, where the Special Access Service accesses only FGA and no local exchange lines, or Special Access Service between customer points of termination, or Special Access Service connecting CCSA or CCSA-type equipment (inter-machine trunks); or
  - (6) a termination that the customer certifies to the Telephone Company is not connected to a PBX or other device which interconnects the Special Access Service to a local exchange subscriber line.

**ACCESS SERVICE****7. Special Access Service (Cont'd)****7.3 Surcharge for Special Access Service (Cont'd)****7.3.3 Exemption of Special Access Service**

- (A) Special Access Services which are terminated as set forth in Section 7.3.2(B) preceding will be exempted from the Special Access Surcharge if the customer provides the Telephone Company with written exemption certification. The certification may be provided to the Telephone Company as follows:
  - at the time the Special Access Service is ordered or installed;
  - at such time as the service is reterminated to a device which does not interconnect the service to local exchange facilities; or
  - at such time as the service becomes associated with a Switched Access Service that is subject to Carrier Common Line Charges.
- (B) The exemption certification is to be provided by the customer ordering the service. The certification must be signed by the customer or authorized representative and include the category of exemption, as set forth in Section 7.3.2(B) preceding, for each termination, and the date which the exemption is effective.
- (C) The customer shall also notify the Telephone Company when an exempted Special Access Service is changed or reterminated such that the exemption is no longer applicable.
- (D) The Telephone Company will work cooperatively with the customer to resolve any questions regarding the exemption certification. In addition, the Telephone Company may withhold exemption of the service until the questions are resolved.

**ACCESS SERVICE****7. Special Access Service (Cont'd)****7.3 Surcharge for Special Access Service (Cont'd)****7.3.4 Rate Regulations**

- (A) The surcharge will apply as set forth in Section 7.3.2(A) preceding, except that a surcharge will be assessed on a per voice grade equivalent basis for Special Access Services derived from High Capacity Special Access Services as illustrated in the following example:

<u>Special Access Service</u>	<u>Voice Grade Equivalent</u>		<u>Surcharge</u>		<u>Monthly Charge</u>
DS1	24	x	\$25	=	\$600.00

The preceding example illustrates the maximum number of surcharges applicable to a DS1. If the customer claims exemption(s) as set forth in Section 7.3.3 preceding or, is not utilizing all available voice grade equivalents and has spare capacity, the number of surcharges would be reduced accordingly.

In the case of multipoint Special Access Services, one Special Access Surcharge will apply for each termination of a Special Access Channel at an end user's premises.

- (B) The Telephone Company will bill the appropriate Special Access Surcharge to the ordering customer for each interstate Special Access Service installed unless exemption certification is provided as set forth in Section 7.3.3 preceding.
- (C) If a written certification is not received at the time the Special Access Service is obtained, the Surcharge will be applied. Exempt status will become effective on the certification date indicated by the customer, subject to the regulations set forth in Section 7.3.4(D) following.
- (D) Crediting the Surcharge

The Telephone Company will cease billing the Special Access Surcharge when certification, as set forth in Section 7.3.3 preceding, is received. If the status of the Special Access Service was changed prior to receipt of the exemption certification, the Telephone Company will credit the customer's account, not to exceed ninety (90) days, based on the effective date of the change as specified by the customer in the letter of certification.

## ACCESS SERVICE

### 7. Special Access Service (Cont'd)

#### 7.4 Metallic Service

##### 7.4.1 Basic Channel Description

A Metallic channel is an unconditioned two-wire channel arranged to transmit direct current and capable of transmitting low speed varying signals at rates up to 30 baud. This channel is provided by metallic or equivalent facilities. Metallic channels are provided between customer designated premises or between a customer designated premises and a Telephone Company hub or hubs where bridging functions are performed. Interoffice metallic facilities will be limited in length to a total of five miles per channel.

Metallic Special Access Services are typically used for applications such as alarm, pilot wire protective relaying, and dc tripping protective relaying. These examples of applications are not intended to limit a customer's use of the channel or to imply that the channel is limited to a particular use.

Rates and charges for Special Access Metallic Service are as set forth in Section 17 following.

##### 7.4.2 Technical Specifications Packages and Network Channel Interfaces

Technical Specifications Packages are set forth in Section 15.2.1(A) following. Compatible network channel interfaces are set forth in Section 15.2.2(C)(1) following.

##### 7.4.3 Optional Features and Functions

###### Central Office Bridging Capability

(A) Three Premises Bridging — Provision of tip-to-tip and ring-to-ring connection in a central office of a metallic pair to a third customer designated premises.

(B) Series Bridging of up to 26 customer designated premises.

The table set forth in Section 15.2.1(A) following shows the technical specifications packages with which the optional features and functions are available.



**ACCESS SERVICE****7. Special Access Service (Cont'd)****7.5 Voice Grade Service****7.5.1 Basic Channel Description**

A Voice Grade channel is a channel that provides voice frequency transmission capability in the nominal frequency range of 300 to 3000 Hz and may be terminated as two-wire or four-wire. Voice Grade channels are provided between customer designated premises, between a customer designated premises and a Telephone Company hub or hubs, or between a customer designated premises and a WATS Serving Office (WSO).

Voice Grade Special Access Services are typically used for voice and voiceband data applications. Typical examples of voice grade circuits are Foreign Exchange lines (station end only), multipoint private line, voice trunk type, two-point voice grade data (one-way or simultaneous two-way), multipoint voice grade data, and voice grade telephoto or facsimile. These examples of applications are not intended to limit a customer's use of the channel or to imply that the channel is limited to a particular use.

Rates and charges for Special Access Voice Grade Service are as set forth in Section 17 following.

**7.5.2 Technical Specifications Packages and Network Channel Interfaces**

Technical Specifications Packages are set forth in Section 15.2.1(C) following. Compatible network channel interfaces are set forth in Section 15.2.2(C)(3) following.

**7.5.3 Optional Features and Functions****(A) Central Office Bridging Capability**

- (1) Voice Bridging (two-wire and four-wire)
- (2) Data Bridging (two-wire and four-wire)
- (3) Telephoto Bridging (two-wire and four-wire)
- (4) DATAPHONE Select-A-Station Bridging with sequential arrangement ports or addressable arrangement ports

**ACCESS SERVICE**7. Special Access Service (Cont'd)7.5 Voice Grade Service (Cont'd)7.5.3 Optional Features and Functions (Cont'd)(A) Central Office Bridging Capability (Cont'd)

## (5) Telemetry and Alarm Bridging

Split Band, Active Bridging  
Passive Bridging  
Summation, Active Bridging

The rates for these options are set forth in Section 17 following.

(B) Central Office Multiplexing

Voice to Telegraph Grade. An arrangement that converts a Voice Grade channel to Telegraph Grade channels using frequency division multiplexing.

The rate for this option is set forth in Section 17 following.

(C) Conditioning

Conditioning provides more specific transmission characteristics for Voice Grade services. The rates for these options are set forth in Section 17 following.

For two-point services, the parameters apply to each service as measured end-to-end. For multipoint services, the parameters apply as measured on each mid-link or as measured on each end link. C-Type conditioning and Data Capability may be combined on the same service.

(1) C-Type Conditioning

C-Type Conditioning is provided for the additional control of attenuation distortion and envelope delay distortion on data services. The attenuation distortion and envelope delay distortion specifications for C-Type Conditioning are delineated in Technical Reference TR-NWT-000335.

**ACCESS SERVICE**7. Special Access Service (Cont'd)7.5 Voice Grade Service (Cont'd)7.5.3 Optional Features and Functions (Cont'd)(C) Conditioning (Cont'd)(2) Improved Attenuation Distortion\*

Improved Attenuation Distortion upgrades the frequency versus loss limits of the channel. The technical specifications for Improved Attenuation Distortion are delineated in Technical Reference TR-NWT-000335. This option is available only when ordered in combination with C-Type Conditioning.

(3) Improved Envelope Delay Distortion\*

Improved Envelope Delay Distortion upgrades the frequency versus delay response limits of the channel. The technical specifications for Improved Envelope Delay Distortion are delineated in Technical Reference TR-NWT-000335. This option is available only when ordered in combination with C-Type Conditioning.

(4) Data Capability (D Conditioning)

Data Capability provides transmission characteristics suitable for data communications. Specifically, Data Capability provides for the control of Signal to C-Notched Noise Ratio and intermodulation distortion. It is available for two-point services or three-point multipoint services.

The Signal to C-Notched Noise Ratio and intermodulation distortion parameter for Data Capability are delineated in Technical Reference TR-NWT-000335. The rate for this option is set forth in Section 17 following. When a service equipped with Data Capability is used for voice communications, the quality of the voice transmission may not be satisfactory.

\* Improved Attenuation Distortion and Improved Envelope Delay Distortion will continue to be provided to all customers who were provided with either or both of these optional features in conjunction with C-Type Conditioning prior to May 4, 1988.

**ACCESS SERVICE**7. Special Access Service (Cont'd)7.5 Voice Grade Service (Cont'd)7.5.3 Optional Features and Functions (Cont'd)(C) Conditioning (Cont'd)(5) Telephoto Capability

Telephoto Capability provides transmission characteristics suitable for telephotographic communications. Specifically, Telephoto Capability is provided for the control of attenuation distortion and envelope delay distortion on telephotographic services. The attenuation distortion and envelope delay distortion parameters for Telephoto Capability are delineated in Technical Reference TR-NWT-000335. The rate for this option is set forth in Section 17 following.

(6) Sealing Current Conditioning

Sealing Current Conditioning is provided to help maintain continuity on dry metallic loops. It is usually associated with four-wire DA or NO type network channel interfaces.

(D) Customer Specified Premises Receive Level

This option allows the customer to specify the receive level at the Point of Termination. The level must be within a specific range on effective four-wire transmission. The ranges are delineated in Technical Reference TR-NWT-000335. The rate for this option is set forth in Section 17 following.

**ACCESS SERVICE****7. Special Access Service (Cont'd)****7.5 Voice Grade Service (Cont'd)****7.5.3 Optional Features and Functions (Cont'd)****(E) Improved Return Loss**

- (1) On Effective Four-Wire Transmission at Four-Wire Point of Termination (applicable to each two-wire port): Provides for a fixed 600-ohm impedance, variable level range and simplex reversal. Telephone Company equipment is required at the customer's premises where this option is ordered. The Improved Return Loss parameters are delineated in Technical Reference TR-NWT-000335. The rate for this option is set forth in Section 17 following.
- (2) On Effective Two-Wire Transmission at Two-Wire Point of Termination: Provides for more stringent Echo Control specifications. In order for this option to be applicable, the transmission path must be four-wire at one POT and two-wire at the other POT. Placement of Telephone Company equipment may be required at the customer's premises with the two-wire POT. The Improved Return Loss parameters are delineated in Technical Reference TR-NWT-000335. The rate for this option is set forth in Section 17 following.

**(F) Signaling Capability**

Signaling Capability provides for the ability to transmit signals from one customer premises to another customer premises on the same service. The rate for this option is set forth in Section 17 following.

The following network channel interfaces for Voice Grade service do not require signaling capability: AH, DA, DB, DD, DE, DS, NO, PR and TF.

The following network channel interfaces for Voice Grade service require signaling capability: AB, AC, CT, DX, DY, EA, EB, EC, EX, GO, GS, LA, LB, LC, LO, LR, LS, RV and SF. The signaling capability charge will not apply when used in the provision of WATS access service.

**(G) Selective Signaling Arrangement**

An arrangement that permits code selective ringing for up to ten codes on a multipoint service. The rate for this option is set forth in Section 17 following.

**ACCESS SERVICE**7. Special Access Service (Cont'd)7.5 Voice Grade Service (Cont'd)7.5.3 Optional Features and Functions (Cont'd)(H) Transfer Arrangement

An arrangement which affords the customer an additional measure of flexibility in the use of an access channel(s). The arrangement can be utilized to transfer a leg of a Special Access Service to another channel that terminates in either the same or a different customer premises. A key activated or dial-up control service is required to operate the transfer arrangement. A spare channel, if required, is not included as part of the option. The rate for this option is set forth in Section 17 following.

(I) Public Packet Switching Network (PPSN) Interface Arrangement

An arrangement that provides the interface requirements, which permit a Voice Grade service to interface with a Public Packet Switching Network packet switch located in a Telephone Company premises. The interface is compatible with X.25 and X.75 packet switching protocols as defined by the CCITT. This option is provided on an Individual Case Basis as set forth in Section 17 following.

(J) Four-Wire/Two-Wire Conversions

When a customer requests that an effective four-wire channel be terminated with a two-wire channel interface at the customer designated premises, a four-wire to two-wire conversion is required. The customer will be charged the four-wire Channel Termination rate as set forth in Section 17 following when an effective four-wire is specified in the order for service. The rate for the conversion is included as part of the basic four-wire Channel Termination rate.

**ACCESS SERVICE**7. Special Access Service (Cont'd)7.5 Voice Grade Service (Cont'd)7.5.3 Optional Features and Functions (Cont'd)(K) Improved Two-Wire Voice Transmission(1) Loss Deviation

The maximum Loss Deviation of the 1004 Hz loss relative to the Expected Measured Loss (EML) is -4.0 dB to +4.0 dB.

(2) Attenuation Distortion

The maximum Attenuation Distortion in the 404 to 280 Hz frequency band relative to loss at 1004 Hz is -2.0 dB to +6.0 dB.

(3) C-Message Noise

The maximum C-Message Noise for the transmission path at the route miles listed is less than:

<u>Route Miles</u>	<u>C-Message Noise</u>
less than 50	35 dBrnc
51 to 100	37 dBrnc
101 to 200	40 dBrnc
201 to 400	43 dBrnc
401 to 1000	45 dBrnc

(4) Return Loss

The Return Loss, expressed as Echo Return Loss (ERL) and Singing Return Loss (SRL), is equal to or greater than:

ERL	13.0 dB
SRL	6.0 dB

The rate for the provision of Improved Two-Wire Voice Transmission is included as part of the basic Channel Termination rate.

## ACCESS SERVICE

### 7. Special Access Service (Cont'd)

#### 7.6 Program Audio Service

##### 7.6.1 Basic Channel Description

A Program Audio channel is a channel with bandwidth measured in Hz for the transmission of a complex signal voltage. The actual bandwidth is a function of the channel interface selected by the customer. Only one-way transmission is provided. Program Audio channels are provided between customer designated premises or between a customer designated premises and a Telephone Company hub or hubs.

Program Audio Special Access services are typically used in full-time and part-time applications for radio broadcasting, noncommercial educational audio, and wired music. These examples of applications are not intended to limit a customer's use of the channel or to imply that the channel is limited to a particular use.

Rates and charges for Special Access Program Audio Service are as set forth in Section 17 following.

##### 7.6.2 Technical Specifications Packages and Network Channel Interfaces

Technical Specifications Packages are set forth in Section 15.2.1(D) following. Compatible network channel interfaces are set forth in Section 15.2.2(C)(4) following.

##### 7.6.3 Optional Features and Functions

###### (A) Central Office Bridging Capability

Distribution Amplifier

###### (B) Gain Conditioning

Control of 1004-Hz AML at initiation of service to 0 dB  $\pm$  0.5 dB.

###### (C) Stereo

Provision of a pair of gain/phase equalized channels for stereo applications. (An additional Program Audio channel must be ordered separately.)

The table set forth in Section 15.2.1(D) following shows the technical specifications packages with which the optional features and functions are available.



**ACCESS SERVICE****7. Special Access Service (Cont'd)****7.7 Video Service****7.7.1 Basic Channel Description**

A Video channel is a channel with one-way transmission capability for a standard 525 line/60 field monochrome, or National Television Systems Committee color, video signal and one or two associated 5 or 15 kHz audio signal(s). The associated audio signal(s) may be either diplexed or provided as one or two separate channels. The provision and the bandwidth of the associated audio signal(s) is a function of the channel interface selected by the customer. Video channels are provided between customer designated premises or between a customer designated premises and a Telephone Company hub or hubs.

Rates and charges for Special Access Video Service are as set forth in Section 17 following.

**7.7.2 Technical Specifications Packages and Network Channel Interfaces**

Technical Specifications Packages are set forth in Section 15.2.1(E) following. Compatible network channel interfaces are set forth in Section 15.2.2(C)(5) following.

The following network channel interfaces (NCIs) define the bandwidth and the provision of the audio signal(s) associated with a Video channel:

<u>NCI</u>	<u>Audio Bandwidth</u>	<u>Provision</u>
2TV6-1	15kHz	1 Channel, diplexed
2TV6-2	15kHz	2 Channels, diplexed
2TV7-1	15kHz	1 Channel, diplexed
2TV7-2	15kHz	2 Channels, diplexed
4TV6-5	5kHz	1 Channel, separate
4TV6-15	15kHz	1 Channel, separate
4TV7-5	5kHz	1 Channel, separate
4TV7-15	15kHz	1 Channel, separate
6TV6-5	5kHz	2 Channels, separate
6TV6-15	15kHz	2 Channels, separate
6TV7-5	5kHz	2 Channels, separate
6TV7-15	15kHz	2 Channels, separate

**ACCESS SERVICE****7. Special Access Service (Cont'd)****7.8 High Capacity Service****7.8.1 Basic Channel Description**

A High Capacity channel is a channel for the transmission of nominal 64.0 kbps\* or 1.544, 3.152, 6.312, 44.736, or 274.176 Mbps isochronous serial data. The actual bit rate is a function of the channel interface selected by the customer. High Capacity channels are provided between customer designated premises or between a customer designated premises and a Telephone Company hub or hubs. In addition, 1.544 Mbps and 44.736 Mbps High Capacity Service channels may be provided between a customer designated premises and a Telephone Company designated DSL Access Service Connection Point.

The customer may provide the Network Channel Terminating Equipment associated with the High Capacity channel at the customer's premises.

A channel with technical specifications package DS1 will be capable of an error-free second performance of 98.75% over a continuous 24-hour period as measured at the 1.544 Mbps rate through a CSU equivalent, which is designed, manufactured, and maintained to conform with the specifications contained in Technical Reference GR-342-CORE.

Rates and charges for Special Access High Capacity Service are as set forth in Section 17.

---

\* Available only as a channel of a 1.544 Mbps facility to a Telephone Company Digital Data hub or as a cross connect of two 2.4, 4.8, 9.6, 56.0 or 64.0 kbps channels of two 1.544 Mbps facilities to a Digital Data hub(s). The customer must provide system and channel assignment data.

**ACCESS SERVICE**7. Special Access Service (Cont'd)7.8 High Capacity Service (Cont'd)7.8.2 Technical Specifications Packages and Network Channel Interfaces

Technical Specifications Packages are set forth in Section 15.2.1(G) following.  
Compatible channel interfaces are set forth in Section 15.2.2(C)(7) following. The following network channel interfaces (NCIs) define the bit rates that are available for a High Capacity channel:

<u>NCI</u>	<u>Bit Rate</u>
DS-15*	1.544 Mbps (DS1)
DS-27	274.176 Mbps (DS4)
DS-31	3.152 Mbps (DS1C)
DS-44	44.736 Mbps (DS3)
DS-63	6.312 Mbps (DS2)

---

\* A 64.0 kbps channel is available as a channel(s) of a 1.544 Mbps channel to a Telephone Company hub.

**ACCESS SERVICE**7. Special Access Service (Cont'd)7.8 High Capacity Service (Cont'd)7.8.3 Optional Features and Functions(A) Automatic Loop Transfer

The Automatic Loop Transfer provides protection on a 1xN basis against failure of the facilities between a customer-designated premises and the wire center serving that premises. Protection is furnished through the use of a switching arrangement that automatically switches to a spare channel line when a working line fails. The spare channel is not included as a part of the option. This option requires compatible equipment at both the serving wire center and the customer-designated premises. The customer is responsible for providing the equipment at its designated premises. Equipment at the customer-designated premises will be provided under tariff only if it existed in the Telephone Company inventory as of November 18, 1983.

(B) Transfer Arrangement

An arrangement that affords the customer an additional measure of flexibility in the use of their access channel(s). The arrangement can be utilized to transfer a leg of a Special Access Service to either a spare or working channel that terminates in either the same or a different customer designated premises. A key activated or dial-up control service is required to operate the transfer arrangement. A spare channel, if required, is not included as part of the option.

(C) Central Office Multiplexing(1) DS4 to DS1

An arrangement that converts a 274.176 Mbps channel to 168 DS1 channels using digital time division multiplexing.

(2) DS3 to DS1

An arrangement that converts a 44.736 Mbps channel to 28 DS1 channels using digital time division multiplexing.

(3) DS2 to DS1

An arrangement that converts a 6.312 Mbps channel to four DS1 channels using digital time division multiplexing.

**ACCESS SERVICE**7. Special Access Service (Cont'd)7.8 High Capacity Service (Cont'd)7.8.3 Optional Features and Functions (Cont'd)(C) Central Office Multiplexing (Cont'd)(4) DS1C to DS1

An arrangement that converts a 3.152 Mbps channel to two DS1 channels using digital time division multiplexing.

(5) DS1 to Voice

An arrangement that converts a 1.544 Mbps channel to 24 channels for use with Voice Grade Services. A channel(s) of this DS1 to the Hub can also be used for a Digital Data Service.

(6) DS1 to DS0

An arrangement that converts a 1.544 Mbps channel to 23 64.0 kbps channels utilizing digital time division multiplexing.

(7) DS0 to Subrate

An arrangement that converts a 64.0 kbps channel to subspeeds of up to twenty 2.4 kbps, ten 4.8 kbps, or five 9.6 kbps channels using digital time division multiplexing.

The table set forth in Section 15.2.1(G) following shows the technical specifications packages with which the optional features and functions are available.

(D) Clear Channel Capability (CCC)

- (1) CCC is an arrangement that allows a customer to transport 1.536 Mbps information rate signals over a 1.544 Mbps High Capacity channel or over a 1.544 Mbps High Capacity channel derived from a multiplexed 44.736 Mbps High Capacity channel with no constraint on the quantity or sequence of one and zero bits. This arrangement requires the customer signal at the channel interface to conform to Bipolar with Eight Zero Substitution (B8ZS) line code as described in Technical Reference GR-54-CORE and Technical Reference GR-342-CORE.

**ACCESS SERVICE**7. Special Access Service (Cont'd)7.8 High Capacity Service (Cont'd)7.8.3 Optional Features and Functions (Cont'd)(D) Clear Channel Capability (CCC) (Cont'd)

- (2) CCC is provided, subject to availability of facilities, on DS1/1.544 Mbps High Capacity channels between two customer designated premises and on multiplexed DS3/44.736 Mbps High Capacity channels or multiplexed DS1/1.544 Mbps High Capacity channels\* between a Telephone Company hub office and a customer designated premises.
- (3) The CCC optional feature may be ordered at the same time the High Capacity service is ordered or it may be ordered as an addition to an existing High Capacity Service. The customer must agree to out-of-service periods required to add this feature to an existing High Capacity Service. The charges for the CCC optional feature are as set forth in Section 7.2.2(C)(3) preceding.

\* Available only on a DS1-to-Digital multiplexed configuration.

**ACCESS SERVICE**7. Special Access Service (Cont'd)7.8 High Capacity Service (Cont'd)7.8.3 Optional Features and Functions (Cont'd)(E) Shared SONET Ring Interoffice Transport

- (1) Shared SONET Ring Interoffice Transport (SSRIT) is a non-chargeable optional feature which provides interoffice transmission of a DS3 High Capacity Service over a SONET-based facility deployed in a ring configuration. Shared SONET Ring Interoffice Transport provides increased reliability and functionality using a self-healing ring topology designed to continually monitor service quality, detect any failure within the system, and automatically self-heal within 50 milliseconds around the point of failure by switching to a protect path to ensure the flow of services between locations within the self-healing ring.
- (2) Shared SONET Ring Interoffice Transport is provided for the interoffice portion of DS3 High Capacity Service, subject to availability of SONET ring facilities.
- (3) The Shared SONET Ring Interoffice Transport optional feature may be ordered at the same time the DS3 High Capacity service is ordered or it may be ordered as an addition to an existing DS3 High Capacity Service. The customer must agree to out-of-service periods required to add this feature to an existing DS3 High Capacity Service. The charges for the Shared SONET Ring Interoffice Transport optional feature are as set forth in Section 7.2.2 (C)(3) preceding.

## ACCESS SERVICE

### 7. Special Access Service (Cont'd)

#### 7.8 High Capacity Service (Cont'd)

##### 7.8.3 Optional Features and Functions (Cont'd)

##### (F) DSL Access Service Connection

- (1) The DSL Access Service Connection function provides for the interconnection of a 1.544 Mbps or 44.736 Mbps High Capacity Service with ADSL Access Service as described in Section 8.1, following and Technical Reference ANSI T1.413-1998, and with SDSL Access Service as described in Section 8.2, following.

Rates and charges for the DSL Access Service Connection function are as set forth in Section 17, following. This function applies to each 1.544 Mbps or 44.736 Mbps High Capacity Service terminated at an DSL Access Service Connection Point.



**ACCESS SERVICE****7. Special Access Service (Cont'd)****7.9 Synchronous Optical Channel Service****7.9.1 Basic Channel Description**

A Synchronous Optical Channel Service channel provides dedicated transport utilizing Synchronous Optical Network (SONET) transmission standards. Synchronous Optical Channel Service provides optical network capability to customers requiring connections at transmission rates of 155.52 Mbps (OC3) and 622.08 Mbps (OC12). Synchronous Optical Channel Service is provided between two customer designated premises (CDP) through one or more Telephone Company wire centers or between a CDP and a wire center equipped for Add/Drop Multiplexing (ADM). In addition, customers at an ADM equipped wire center may add or drop bandwidth capacity from the synchronous optical channel for delivery to a customer designated premises, WATS office, Public Packet Data Network Service, or another wire center.

OC3/OC3c Synchronous Optical Channel Service may also be provided between a customer designated premises and a Telephone Company designated DSL Access Service Connection Point.

Each channel will be configured with one working and one protect fiber pair within the same sheath between the CDP and the serving wire center of the CDP which provides redundancy to protect the customer's service. Should a failure occur, the SONET technology will automatically switch the customer's transmission to the dedicated protect fiber pair.

The customer may provide node and port equipment at the CDP, which allows the high-speed optical carrier channel to be converted to an electrical signal at a lower speed. The provision of such equipment by the customer is subject to compatibility with the Telephone Company's equipment in the serving wire center and must comply with the standards specified in GR-253-CORE.

The OC3 channel is available in a non-concatenated format (OC3), which provides three individual signals. The OC3 channel is also available in a concatenated format (OC3c), which provides a single signal appropriate for data transmissions.

## **ACCESS SERVICE**

### **7. Special Access Service (Cont'd)**

#### **7.10 Individual Case Filings**

Certain services set forth in Special Access Service, Section 7 are provided on an Individual Case Basis. Rates and charges for Special Access Service provided on an Individual Case Basis are set forth in Section 17 following.

## ACCESS SERVICE

### 8. Digital Subscriber Line Access Services

Digital Subscriber Line Access Services provide transmission services over local exchange service copper facilities that can be used for simultaneous voice and data communications. Service is provided, where available, between customer-designated premises and designated Telephone Company Serving Wire Centers.

#### 8.1 Asymmetric Digital Subscriber Line Access Service

##### 8.1.1 General

Asymmetric Digital Subscriber Line (ADSL) Access Service enables data traffic generated by a customer-provided modem to be transported to a DSL Access Service Connection Point using the Telephone Company's local exchange service facilities. A DSL Access Service Connection Point is an interconnection point designated by the Telephone Company that aggregates data traffic from and to Telephone Company ADSL-equipped Serving Wire Centers (SWCs). The DSL Access Service Connection Point may be located within the operating territory of the Telephone Company or in the operating territory of another telephone company, provided both telephone companies agree to such an arrangement.

When the DSL Access Service Connection Point is located within the Telephone Company's operating territory, the customer's ADSL Access Service must be connected to a telecommunications service provider's (TSP's) customer designated premises using either the Telephone Company's Special Access, Frame Relay, or ATM Access Services.

When the DSL Access Service Connection Point is located in the operating territory of another telephone company, the customer's ADSL Access Service must be connected to a TSP's customer designated premises using either equivalent frame relay access service provided by the distant telephone company, or a combination of DSL Extended Transport provided by the Telephone Company and equivalent special access service provided by the distant telephone company.

## ACCESS SERVICE

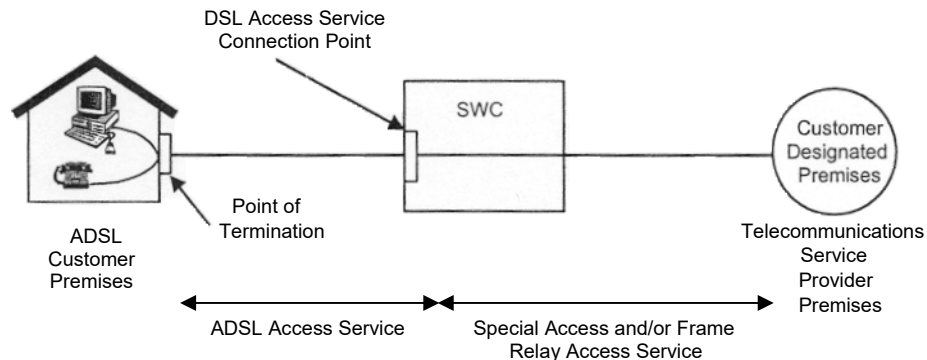
### 8. Digital Subscriber Line Access Services (Cont'd)

#### 8.1 Asymmetric Digital Subscriber Line Access Service (Cont'd)

##### 8.1.1 General (Cont'd)

A generic view of how ADSL Access Service could be interconnected with a TSP's network is depicted in the figure following. In the first example, the customer's ADSL-equipped Serving Wire Center and associated DSL Access Service Connection Point are located in the same office within the Telephone Company's operating territory. The ADSL Access Service customer orders ADSL Access Service pursuant to the provisions specified in this section. The ADSL Access Service customer's TSP orders Special Access Service and/or Frame Relay Access Service pursuant to the provisions specified in Section 7 preceding and Section 16 following, to connect its customer designated premises to the DSL Access Service Connection Point.

### ADSL ACCESS SERVICE



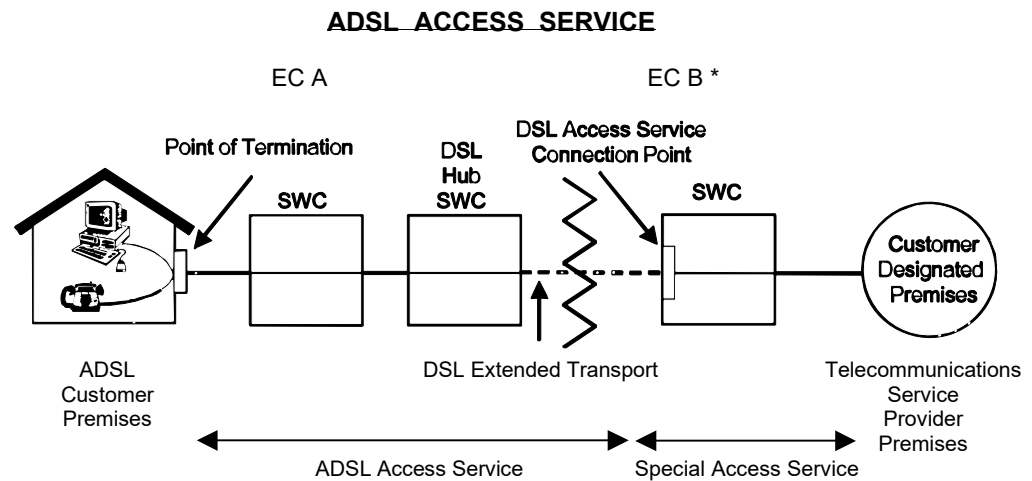
## ACCESS SERVICE

### 8. Digital Subscriber Line Access Services (Cont'd)

#### 8.1 Asymmetric Digital Subscriber Line Access Service (Cont'd)

##### 8.1.1 General (Cont'd)

In the example shown below, the DSL Access Service Connection Point is located outside the Telephone Company's operating territory. The ADSL Access Service customer orders ADSL Access Service pursuant to the provisions specified in this section. In order to connect its customer designated premises to the DSL Access Service Connection Point using special access service, the ADSL Access Service customer's TSP orders DSL Extended Transport from the Telephone Company as specified in this section and equivalent special access service from the distant telephone company.



\* If EC B is a non-NECA company, the application of their charges will depend on their access tariff.

##### 8.1.2 Limitations

Unless otherwise specified in Section 8.1.6, following, ADSL Access Service is available at a maximum upstream speed of 512 kbps (i.e., from the customer's equipment up to the DSL Access Service Connection Point) and a maximum downstream speed of 1.544 Mbps (from the DSL Access Service Connection Point down to the customer's equipment). These peak speeds are not guaranteed by the Telephone Company due to factors that may affect the actual speeds delivered, including the ADSL Access Service customer's distance from the Telephone Company Serving Wire Center, condition of the facilities, and any capacity limitations in the TSP's network design. The Telephone Company does not provide customer premises equipment (CPE) in conjunction with the ADSL Access Service offering. ADSL Access Service may not be used in conjunction with multi-point Special Access Service Configurations as described in Section 7.1.3 preceding.

**ACCESS SERVICE****8. Digital Subscriber Line Access Services (Cont'd)****8.1 Asymmetric Digital Subscriber Line Access Service (Cont'd)****8.1.2 Limitations (Cont'd)**

ADSL Access Service will be furnished where suitable facilities exist as determined by the Telephone Company. The Telephone Company will identify its ADSL-equipped Serving Wire Centers, DSL Access Service Connection Point Serving Wire Centers. The Telephone Companies listed in Section 8.1.6, following, will offer ADSL Access Service under the provisions specified in Section 8.1.

ADSL Access Service will be provided over existing Telephone Company local exchange service lines. Rates and regulations for ADSL Access Service are in addition to any rates and regulations that apply for the associated local exchange service line provided under the terms and conditions in the Telephone Company's general and/or local exchange service tariffs. The Telephone Company will automatically disconnect ADSL Access Service when the associated local exchange service line is disconnected for any reason.

Rates and regulations for Special Access Service and Frame Relay Access Service provided under this tariff will apply for the access service(s) provided between the TSP's customer designated premises and the DSL Access Service Connection Point, as described in Section 7, preceding, and Section 16, following.

**ACCESS SERVICE****8. Digital Subscriber Line Access Services (Cont'd)****8.1 Asymmetric Digital Subscriber Line Access Service (Cont'd)****8.1.3 Undertaking of the Telephone Company**

The Telephone Company will provide ADSL Access Service at rates and charges as set forth in Sections 17 as follows:

- (A) The Telephone Company will determine if the associated local exchange service line is suitable for use with ADSL Access Service. Service will not be provided on lines that the Telephone Company determines are not suitable for ADSL Access Service or on lines that produce interference with other services provided by the Telephone Company.
- (B) The Telephone Company, after determining if the local exchange service line is suitable for ADSL Access Service, will notify the customer if any additional CPE is necessary to support ADSL Access Service.
- (C) The Telephone Company will provision and maintain ADSL Access Service from the DSL Access Service Connection Point to the Point of Termination at the ADSL Access Service customer's premises, excepted as provided for in Section 8.1.5(D) following.
- (D) The Telephone Company will notify the ADSL Access Service customer's TSP when DSL Extended Transport, as described in Section 8.1.5(D), following, is required.

**8.1.4 Obligations of the Customer**

In addition to the regulations described in other sections of this tariff, the following provisions apply to ADSL Access Service:

- (A) The customer is responsible for providing the Telephone Company with the necessary information to provision ADSL Access Service [e.g., customer name, telephone number and premises address; billing name and address when different from the customer name and premise address; its internet Protocol (IP) address; and the contact name and telephone number of the TSP with which the customer's ADSL Access Service will interconnect].
- (B) The customer is responsible for providing and maintaining all required customer provided equipment (CPE), which is compatible with ADSL Access Service and complies with the standards specified in Technical Reference ANSI T1.413-1998, except as otherwise specified in Section 8.1.6, following.

**ACCESS SERVICE****8. Digital Subscriber Line Access Services (Cont'd)****8.1 Asymmetric Digital Subscriber Line Access Service (Cont'd)****8.1.4 Obligations of the Customer (Cont'd)**

- (C) Where required, the ADSL Access Service customer's TSP will order DSL Extended Transport from each Telephone Company designated DSL Transport Hub to its associated DSL Access Service Connection Point as described in Section 8.1.5(D), following.

**8.1.5 Rate Regulations**

This section contains the regulations governing the rates and charges that apply for ADSL Access Service. Regulations governing the rates and charges for the Special Access and Frame Relay Access Services provided under this tariff used in conjunction with ADSL Access Service are as specified in Section 7, preceding, and Section 16, following.

**(A) Minimum Period**

The minimum period for which ADSL Access Service is provided to a customer and for which charges are applicable is one month.

**(B) Moves**

A move involves a change in the physical location of one of the following:

- The Point of Termination at the ADSL Access Service customer designated premises
- The ADSL Access Service customer-designated premises

The provisions for moves of ADSL Access Service are the same as those described in Section 7.2.3, preceding, except that an Access Order Charge will not apply.

**(C) Temporary Suspension of Service**

When the associated local exchange service line over which ADSL Access Service is provided is temporarily suspended, the ADSL Access Service and one-half of the ADSL Line Charge monthly rate will be temporarily suspended for the time period that the associated local exchange service is suspended.



**ACCESS SERVICE****8. Digital Subscriber Line Access Services (Cont'd)****8.1 Asymmetric Digital Subscriber Line Access Service (Cont'd)****8.1.5 Rate Regulations (Cont'd)****(D) DSL Extended Transport**

DSL Extended Transport is required when: 1) the Telephone Company providing ADSL Access Service locates its DSL Access Service Connection Point outside its operating territory in the operating territory of another telephone company and 2) the ADSL Access Service customer's TSP connects its customer designated premises to the DSL Access Service Connection Point using Special Access Service described in Section 7, preceding, or equivalent special access service provided by the distant telephone company.

DSL Extended Transport provides the TSP with a virtual circuit path capable of supporting a peak data speed of up to 1.544 Mbps between a Telephone Company-designated DSL Transport Hub and its associated DSL Access Service Connection Point location. The Telephone Company must designate at least one DSL Transport Hub SWC location within its operating territory when it locates a DSL Access Service Connection Point outside its operating territory. The DSL Transport Hub aggregates ADSL and/or SDSL Access Services data traffic within the operating territory of the Telephone Company providing the DSL Access Service.

DSL Extended Transport is used to transmit ADSL and/or SDSL data traffic. The TSP is responsible for determining and ordering the number of DSL Extended Transport virtual circuit paths it requires to meet its end users' data transmission needs. The TSP must place an order for at least one DSL Extended Transport virtual circuit path, where required, when it places the order for Special Access Service (or equivalent special access service) to connect its customer designated premises to the DSL Access Service Connection Point. An Access Order Charge applies per order for the installation of DSL Extended Transport.

**ACCESS SERVICE**8. Digital Subscriber Line Access Services (Cont'd)8.1 Asymmetric Digital Subscriber Line Access Service (Cont'd)8.1.5 Rate Regulations (Cont'd)(D) DSL Extended Transport (Cont'd)

DSL Extended Transport is available between a DSL Transport Hub SWC and the associated DSL Access Service Connection Point SWC located within the United States. It is also available between a DSL Transport Hub SWC and a cross border connection point located within the United States when the Telephone Company has located its designated DSL Access Service Connection Point in Canada.

When the DSL Access Service Connection Point is located in Canada, DSL Extended Transport will be furnished by the Telephone Company to a cross border connection point located in the United States. DSL Extended Transport from the cross border connection point to the DSL Access Service Connection Point will be provided by the Canadian telephone company. The Telephone Company will work cooperatively with the TSP and Canadian Telephone Company for the provisioning of DSL Extended Transport in Canada. Rates and regulations defined in this section only apply to that portion of the service between the DSL Transport HUB and the cross border connection point.

(1) Mileage Measurement

- (a) The mileage to be used to determine the monthly charges for each DSL Extended Transport virtual circuit path is calculated using the airline distance between each DSL Transport Hub and its associated DSL Access Service Connection Point when both locations are within the United States. To determine the applicable monthly charges, first compute the mileage using the V&H coordinates method. When the calculation results in a fraction of a mile, always round up to the next whole mile before determining the total mileage and applying the rates. Once the total mileage for each path is determined, multiply the number of miles times the DSL Extended Transport per mile rates specified in Section 17 following.

**ACCESS SERVICE**8. Digital Subscriber Line Access Services (Cont'd)8.1 Asymmetric Digital Subscriber Line Access Service (Cont'd)8.1.5 Rate Regulations (Cont'd)(D) DSL Extended Transport (Cont'd)(1) Mileage Measurement (Cont'd)

## (a) (Cont'd)

Example:

— TSP orders two DSL Extended Transport paths between a DSL Transport Hub SWC and the associated DSL Access Service Connection Point SWC. Both SWCs are located within the United States.

— Total mileage between the SWCs is calculated at 28.4 miles.

Monthly charges for DSL Extended Transport are determined as follows:

— Fractional mileage rounded up to the next whole mile equals 29 miles.

— First 25 miles x \$0.00 per mile equals \$0.00 per path.

— Next four miles x \$15.31 per mile equals \$61.24 per path.

— Total mileage charges for DSL Extended Transport in this example equal \$122.48 per month (i.e., \$61.24 x two paths).

- (b) The mileage to be used to determine the monthly charges for each DSL Extended Transport virtual circuit path between a DSL Transport Hub and a cross border connection point is specified below. To calculate the monthly charges for each path, multiply the number of miles between the DSL Transport Hub and the cross border connection point times the DSL Extended Transport per mile rates specified in Section 17 following. The portion of the DSL Extended Transport furnished from the cross border connection point to the DSL Access Service Connection Point is the responsibility of the TSP and is not covered in this tariff as described in Section 8.1.5(D) above.

**ACCESS SERVICE****8. Digital Subscriber Line Access Services (Cont'd)****8.1 Asymmetric Digital Subscriber Line Access Service (Cont'd)****8.1.5 Rate Regulations (Cont'd)****(E) Rate Categories**

There are three types of rates and charges applicable to ADSL Access Service. These are a monthly rate, a nonrecurring charge and a network reconfiguration charge.

The monthly rate for the ADSL Line Charge applies each month or fraction thereof for each local exchange service line equipped with ADSL Access Service. The monthly rate for DSL Extended Transport applies each month or fraction thereof for each 1.544 Mbps virtual circuit path as described in Section 8.1.5(D), preceding.

A nonrecurring charge applies per local exchange service line for the installation of ADSL Access Service. The nonrecurring charge will be waived For each new ADSL Access Line ordered when the customer commits to retain the ADSL Access Line for a minimum period of 12 months following installation of service. If the ADSL Access Line is disconnected for any reason prior to end of 12-month minimum commitment period, the Telephone Company will bill the customer an amount equal to the waived nonrecurring charge.

All changes to existing ADSL Access Service (e.g., a change of TSP and restoral of the ADSL Access Service following a disconnect for non-payment of charges and/or a disconnect of the associated local exchange service line for any reason), other than changes involving DSL network reconfigurations and administrative activities, will be treated as a discontinuance of the existing service and an installation of a new service. A nonrecurring installation charge will apply per ADSL Access Service line for this work activity.

A DSL Network Reconfiguration Charge applies when the ADSL Access Service customer's TSP requests the Telephone Company to modify the Telephone Company's network to: 1) accommodate a change in the ADSL Access Service customer's existing IP address or 2) limit the data speed delivered over the customer's existing ADSL Access Service line. This charge applies for each request per ADSL Access Service line. The Telephone Company will bill the DSL Network Reconfiguration Charge to the ADSL Access Service customer's TSP.

**ACCESS SERVICE**8. Digital Subscriber Line Access Services (Cont'd)8.1 Asymmetric Digital Subscriber Line Access Service (Cont'd)8.1.5 Rate Regulations (Cont'd)(E) Rate Categories (Cont'd)

The following administrative changes will be made without charge to the customer:

- Change of customer premises address when the change of address is not a result of a physical relocation of equipment,
- Change in billing data (name, address or contact name or telephone),
- Change of billing account number,
- Change of agency authorization that requires no changes to the Telephone Company's network,
- Change of customer contact name or telephone number, and
- Change of jurisdiction.

Rates and charges for ADSL Access Service are as set forth in Section 17, following, when the customer purchases ADSL Access Service under the DSL Access Services Discount Pricing Arrangement described in Section 8.3, following. The DSL Network Reconfiguration Charge is as set forth in Section 17, following. The rate for DSL Extended Transport is as set forth in Section 17, following.

8.1.6 Exceptions

- (A) The Telephone Companies listed below offer ADSL Access Service as described in Section 8.1 preceding and Section 8.3, following, with the following exceptions:
- (1) In lieu of the provision specified in Section 8.1.3(B), preceding, the Telephone Company, after determining if the facilities are suitable for ADSL Access Service, will notify the customer if the customer's CPE is compatible with the equipment deployed in the Telephone Company's Serving Wire Center and, if any additional CPE is necessary to support ADSL Access Service.

**ACCESS SERVICE****8. Digital Subscriber Line Access Services (Cont'd)****8.2 Symmetric Digital Subscriber Line Access Service****8.2.1 General**

Symmetric Digital Subscriber Line (SDSL) Access Service provides the customer the ability to transmit data to (upstream rate) and receive data from (downstream rate) a DSL Access Service Connection Point at the same speed using the Telephone Company's existing local exchange copper facilities. ADSL Access Service Connection Point is an interconnection point designated by the Telephone Company that aggregates data traffic from and to Telephone Company SDSL-equipped Serving Wire Centers (SWCs). The DSL Access Service Connection Point may be located within the operating territory of the Telephone Company or in the operating territory of another telephone company, provided both telephone companies agree to such an arrangement.

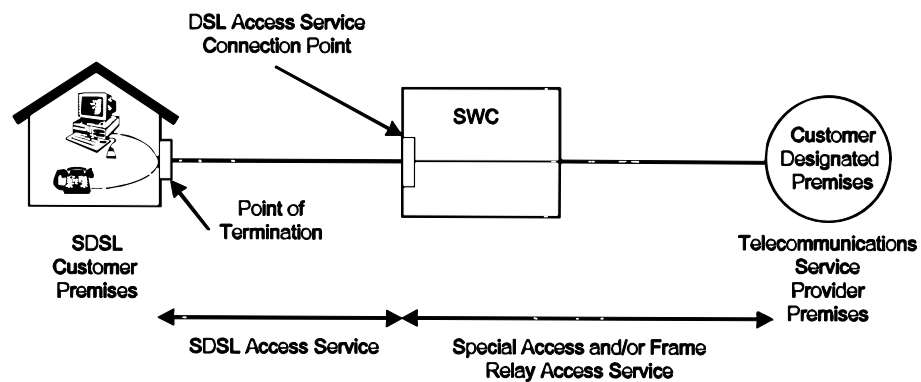
When the DSL Access Service Connection Point is located within the Telephone Company's operating territory, the customer's SDSL Access Service must be connected to a telecommunications service provider's (TSP's) customer designated premise using either the Telephone Company's Special Access, Frame Relay, or ATM Access Services. When the DSL Access Service Connection Point is located in the operating territory of another telephone company, the customer's SDSL Access Service must be connected to TSP's customer designated premises using either equivalent frame relay access service provided by the distant telephone company, or a combination of DSL Extended Transport provided by the Telephone Company and equivalent special access service provided by the distant telephone company.

SDSL Access Service is available as two service options, i.e., SDSL Voice-Data and SDSL Data-Only.

- (A) The SDSL Voice-Data option provides transmission of data signals at a peak data transmission speed of 768 kbps using the Telephone Company's existing local exchange service line. This option may be used for simultaneous voice and data communications.
- (B) The SDSL Data-Only option provides transmission of data signals at peak transmission speeds of 144 kbps or 768 kbps using the Telephone Company's existing local exchange copper facilities. This option does not provide the ability to transmit voice communications.

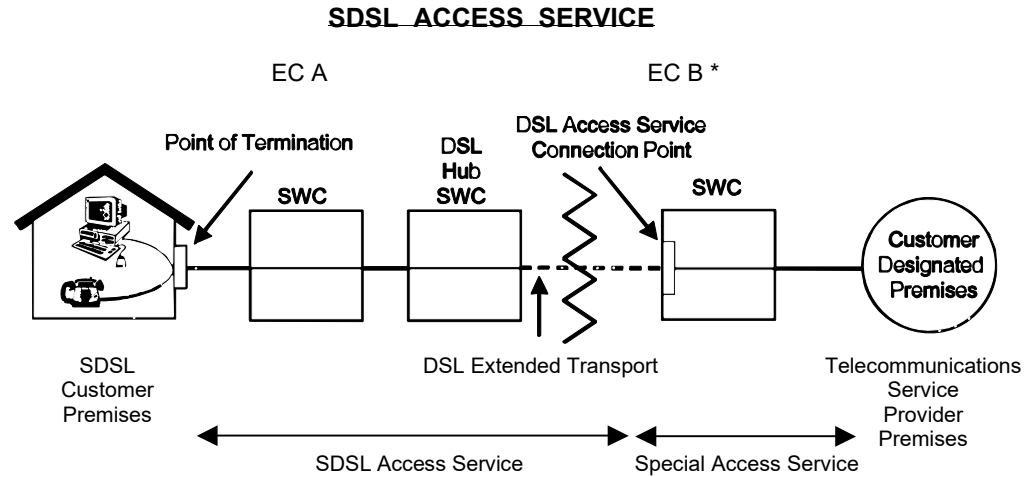
**ACCESS SERVICE**8. Digital Subscriber Line Access Services (Cont'd)8.2 Symmetric Digital Subscriber Line Access Service (Cont'd)8.2.1 General (Cont'd)

A generic view of how SDSL Access Service could be interconnected with a TSP's network is depicted in the figures following. In the first example, the customer's SDSL-equipped Serving Wire Center and associated DSL Access Service Connection Point are located in the same office within the Telephone Company's operating territory. The SDSL Access Service customer orders SDSL Access Service pursuant to the provisions specified in this section. The SDSL Access Service customer's TSP orders Special Access Service and/or Frame Relay Access Service pursuant to the provisions specified in Section 7, preceding, and Section 16, following, to connect its customer-designated premises to the DSL Access Service Connection Point.

**SDSL ACCESS SERVICE**

**ACCESS SERVICE****8. Digital Subscriber Line Access Services (Cont'd)****8.2 Symmetric Digital Subscriber Line Access Service (Cont'd)****8.2.1 General (Cont'd)**

In the example shown below, the DSL Access Service Connection Point is located outside the Telephone Company's operating territory. The SDSL Access Service customer orders SDSL Access Service pursuant to the provisions specified in this section. In order to connect its customer designated premises to the DSL Access Service Connection Point using special access service, the SDSL Access Service customer's TSP orders DSL Extended Transport from the Telephone Company as specified in this section and equivalent special access service from the distant telephone company.



\* If EC B is a non-NECA company, the application of their charges will depend on their access tariff.



**ACCESS SERVICE****8. Digital Subscriber Line Access Services (Cont'd)****8.2 Symmetric Digital Subscriber Line Access Service (Cont'd)****8.2.2 Limitations**

SDSL Access Service is available as two service options as described above. Peak speeds are not guaranteed by the Telephone Company due to factors that may affect the actual speeds delivered, including the SDSL Access Service customer's distance from the Telephone Company Serving Wire Center, condition of the existing copper facilities, and any capacity limitations in the TSP's network design.

The Telephone Company does not provide customer premises equipment (CPE) in conjunction with the SDSL Access Service offering.

SDSL Access Service may not be used in conjunction with multi-point Special Access Service configurations as described in Section 7.1.3 preceding.

SDSL Access Service will be furnished where suitable facilities exist as determined by the Telephone Company. The Telephone Company will identify its SDSL-equipped Serving Wire Centers, DSL Access Service Connection Point Serving Wire Centers. The Telephone Companies listed in Section 17, following, will offer SDSL Access Service under the provisions specified in Section 8.2.

SDSL Access Service will be provided over existing Telephone Company local exchange service facilities. When the customer orders the SDSL Voice-Data option, the rates and regulations for SDSL Access Service are in addition to any rates and regulations that apply for the associated local exchange service line provided under the terms and conditions in the Telephone Company's general and/or local exchange service tariffs. The Telephone Company will automatically disconnect the SDSL Access Service Voice-Data option when the associated local exchange service line is disconnected for any reason.

Rates and regulations for Special Access Service and Frame Relay Access Service provided under this tariff will apply for the access service(s) provided between the TSP's customer designated premises and the DSL Access Service Connection Point, as described in Section 7, preceding, and Section 16, following.

**ACCESS SERVICE**8. Digital Subscriber Line Access Services (Cont'd)8.2 Symmetric Digital Subscriber Line Access Service (Cont'd)8.2.3 Undertaking of the Telephone Company

The Telephone Company will provide SDSL Access Service at the rates and charges set forth in Sections 17 as follows:

- (A) The Telephone Company will determine if the associated local exchange service line or copper facilities are suitable for use with the SDSL Access Service option ordered by the customer. Service will not be provided on facilities that the Telephone Company determines are not suitable for SDSL Access Service or on facilities that produce interference with other services provided by the Telephone Company.
- (B) The Telephone Company, after determining if the facilities are suitable for SDSL Access Service, will notify the customer if the customer's CPE is compatible with the equipment deployed in the Telephone Company's Serving Wire Center and if any additional CPE is necessary to support SDSL Access Service.
- (C) The Telephone Company will provision and maintain SDSL Access Service from the DSL Access Service Connection Point to the Point of Termination at the SDSL Access Service customer's premises except as provided for in Section 8.2.5(D) following.
- (D) The Telephone Company will notify the SDSL Access Service customer's TSP when DSL Extended Transport, as described in Section 8.2.5(D), following, is required.

**ACCESS SERVICE**8. Digital Subscriber Line Access Services (Cont'd)8.2 Symmetric Digital Subscriber Line Access Service (Cont'd)8.2.4 Obligations of the Customer

In addition to the regulations described in other sections of this tariff, the following provisions apply to SDSL Access Service:

- (A) The customer is responsible for providing the Telephone Company with the necessary information to provision SDSL Access Service (e.g., customer name, telephone number and premises address; billing name and address when different from the customer name and premises address; its Internet Protocol (IP) address; and the contact name and telephone number of the TSP with which the customer's SDSL Access Service will interconnect).
- (B) The customer is responsible for providing and maintaining all required customer provided equipment (CPE), which is compatible with SDSL Access Service.
- (C) Where required, the SDSL Access Service customer's TSP will order DSL Extended Transport from each Telephone Company designated DSL Transport Hub to its associated DSL Access Service Connection Point as described in Section 8.2.5 (D), following.

**ACCESS SERVICE**8. Digital Subscriber Line Access Services (Cont'd)8.2 Symmetric Digital Subscriber Line Access Service (Cont'd)8.2.5 Rate Regulations

This section contains the regulations governing the rates and charges that apply for SDSL Access Service. Regulations governing the rates and charges for the Special Access and Frame Relay Access Services provided under tariff used in conjunction with SDSL Access Service are as specified in Section 7 preceding, and Section 16, following.

(A) Minimum Period

The minimum period for which SDSL Access Service is provided to a customer and for which charges are applicable is one month.

(B) Moves

A move involves a change in the physical location of one of the following:

- The Point of Termination at the SDSL Access Service customer designated premises
- The SDSL Access Service customer designated premises

The provisions for moves of SDSL Access Service are the same as those described in Section 7.2.3, preceding, except that an Access Order Charge will not apply to move orders for the SDSL Access Service Voice-Data option.

(C) Temporary Suspension of Service

When the associated local exchange service line over which the SDSL Voice-Data option is provided is temporarily suspended, the SDSL Access Service and one-half of the SDSL Line Charge monthly rate will be temporarily suspended for the time period that the associated local exchange service is suspended.

**ACCESS SERVICE**8. Digital Subscriber Line Access Services (Cont'd)8.2 Symmetric Digital Subscriber Line Access Service (Cont'd)8.2.5 Rate Regulations (Cont'd)(D) DSL Extended Transport

DSL Extended Transport is required when: 1) the Telephone Company providing SDSL Access Service locates its DSL Access Service Connection Point outside its operating territory in the operating territory of another telephone company and 2) the SDSL Access Service customer's TSP connects its customer designated premises to the DSL Access Service Connection Point using Special Access Service described in Section 7, preceding, or equivalent special access service provided by the distant telephone company.

DSL Extended Transport provides the TSP with a virtual circuit path capable of supporting a peak data speed of up to 1.544 Mbps between a Telephone Company-designated DSL Transport Hub and its associated DSL Access Service Connection Point location. The Telephone Company must designate at least one DSL Transport Hub SWC location within its operating territory when it locates a DSL Access Service Connection Point outside its operating territory. The DSL Transport Hub aggregates ADSL and/or SDSL Access Services data traffic within the operating territory of the Telephone Company providing the DSL Access Service.

DSL Extended Transport is used to transmit ADSL and/or SDSL data traffic. The TSP is responsible for determining and ordering the number of DSL Extended Transport virtual circuit paths it requires to meet its end users' data transmission needs. The TSP must place an order for at least one DSL Extended Transport virtual circuit path, where required, when it places the order for Special Access Service (or equivalent special access service) to connect its customer designated premises to the DSL Access Service Connection Point. An Access Order Charge applies per order for the installation of DSL Extended Transport.

**ACCESS SERVICE**8. Digital Subscriber Line Access Services (Cont'd)8.2 Symmetric Digital Subscriber Line Access Service (Cont'd)8.2.5 Rate Regulations (Cont'd)(D) DSL Extended Transport (Cont'd)

DSL Extended Transport is available between a DSL Transport Hub SWC and the associated DSL Access Service Connection Point SWC located within the United States. It is also available between a DSL Transport Hub SWC and a cross border connection point located within the United States when the Telephone Company has located its designated DSL Access Service Connection Point in Canada.

When the DSL Access Service Connection Point is located in Canada, DSL Extended Transport will be furnished by the Telephone Company to a cross border connection point located in the United States. DSL Extended Transport from the cross border connection point to the DSL Access Service Connection Point will be provided by the Canadian telephone company. The Telephone Company will work cooperatively with the TSP and Canadian Telephone Company for the provisioning of DSL Extended Transport in Canada. Rates and regulations defined in this section only apply to that portion of the service between the DSL Transport HUB and the cross border connection point.

(1) Mileage Measurement

- (a) The mileage to be used to determine the monthly charges for each DSL Extended Transport virtual circuit path is calculated using the airline distance between each DSL Transport Hub and its associated DSL Access Service Connection Point when both locations are within the United States. To determine the applicable monthly charges, first compute the mileage using the V&H coordinates method. When the calculation results in a fraction of a mile, always round up to the next whole mile before determining the total mileage and applying the rates. Once the total mileage for each path is determined, multiply the number of miles times the DSL Extended Transport per mile rates specified in Section 17 following.

**ACCESS SERVICE**8. Digital Subscriber Line Access Services (Cont'd)8.2 Asymmetric Digital Subscriber Line Access Service (Cont'd)8.2.5 Rate Regulations (Cont'd)(D) DSL Extended Transport (Cont'd)(1) Mileage Measurement (Cont'd)

## (a) (Cont'd)

Example:

— TSP orders two DSL Extended Transport paths between a DSL Transport Hub SWC and the associated DSL Access Service Connection Point SWC. Both SWCs are located within the United States.

— Total mileage between the SWCs is calculated at 28.4 miles.

Monthly charges for DSL Extended Transport are determined as follows:

— Fractional mileage rounded up to the next whole mile equals 29 miles.

— First 25 miles x \$0.00 per mile equals \$0.00 per path.

— Next four miles x \$15.31 per mile equals \$61.24 per path.

— Total mileage charges for DSL Extended Transport in this example equal \$122.48 per month (i.e., \$61.24 x two paths).

- (b) The mileage to be used to determine the monthly charges for each DSL Extended Transport virtual circuit path between a DSL Transport Hub and a cross border connection point is specified below. To calculate the monthly charges for each path, multiply the number of miles between the DSL Transport Hub and the cross border connection point times the DSL Extended Transport per mile rates specified in Section 17 following. The portion of the DSL Extended Transport furnished from the cross border connection point to the DSL Access Service Connection Point is the responsibility of the TSP and is not covered in this tariff as described in Section 8.2.5(D) above.

**ACCESS SERVICE****8. Digital Subscriber Line Access Services (Cont'd)****8.2 Symmetric Digital Subscriber Line Access Service (Cont'd)****8.2.5 Rate Regulations (Cont'd)****(E) Rate Categories**

There are three types of rates and charges applicable to SDSL Access Service. These are a monthly rate, a nonrecurring charge and a network reconfiguration charge.

The monthly rate for the SDSL Line Charge applies each month or fraction thereof for each SDSL Voice-Data option and SDSL Data-Only option ordered by the customer. The monthly rate for DSL Extended Transport applies each month or fraction thereof for each 1.544 Mbps virtual circuit path as described in Section 8.2.5(D), preceding.

A nonrecurring charge applies for each SDSL Voice-Data and SDSL Data-Only option ordered by the customer for the installation of SDSL Access Service.

All changes to existing SDSL Access Service (e.g., a change of service option, change of service level speed, change of TSP, and restoral of the SDSL Access Service following a disconnect for non-payment of charges and/or a disconnect of the associated local exchange service line for any reason) other than changes involving DSL network reconfigurations and administrative activities, will be treated as a discontinuance of the existing service and an installation of a new service. A nonrecurring installation charge will apply per SDSL Access Service line for this work activity.

A DSL Network Reconfiguration Charge applies when the SDSL Access Service customer's TSP requests the Telephone Company to modify the Telephone Company's network to: 1) accommodate a change in the SDSL Access Service customer's existing IP address or 2) limit the data speed delivered over the customer's existing SDSL Access Service line. This charge applies for each request per SDSL Access Service line. The Telephone Company will bill the DSL Network Reconfiguration Charge to the SDSL Access Service customer's TSP.



**ACCESS SERVICE**8. Digital Subscriber Line Access Services (Cont'd)8.2 Symmetric Digital Subscriber Line Access Service (Cont'd)8.2.5 Rate Regulations (Cont'd)(E) Rate Categories (Cont'd)

The following administrative changes will be made without charge to the customer:

- Change of customer premises address when the change of address is not a result of physical relocation of equipment,
- Change in billing data (name, address or contact name or telephone),
- Change of billing account number,
- Change of agency authorization that requires no changes to the Telephone Company's network,
- Change of customer contact name or telephone number, and
- Change of jurisdiction.

Rates and charges for SDSL Access Service are as set forth in Section 17 following, when the customer purchases SDSL Access Service under the DSL Access Services Discount Pricing Arrangement described in Section 8.3 following. The DSL Network Reconfiguration Charge is as specified in Section 17 following. The rate for DSL Extended Transport is as set forth in Section 17 following.

**ACCESS SERVICE****8. Digital Subscriber Line Access Services (Cont'd)****8.3 DSL Access Services Discount Pricing Arrangement****8.3.1 General**

The telecommunications services offered under the DSL Access Services Discount Pricing Arrangement (DPA) are provided at wholesale rates to the customer under the conditions listed below.

- (A) The customer purchases ADSL and/or SDSL Access Service as described in Sections 8.1 and 8.2, preceding, for the purpose of combining these telecommunications services with its own information service(s) to create a new retail service for sale to its end user customer(s).
- (B) In addition to the obligations specified in Sections 8.1.4 and 8.2.4, preceding, the customer assumes the following obligations:
  - (1) The customer will deal directly with its end user customers with respect to all matters pertaining to the service provided, including marketing, sales, ordering, installation, maintenance, trouble reporting, repair, billing and collections. The customer will not direct its end users to contact the Telephone Company for any aspect of the service the customer provides.
  - (2) The customer will submit orders for ADSL and/or SDSL Access Service to the Telephone Company in a format and manner designated by the Telephone Company.
  - (3) The customer will obtain the appropriate authorization to allow the Telephone Company to provision ADSL or SDSL Voice-Data Access Service over the customer's end user's existing telephone exchange service line.

When the customer purchases ADSL and/or SDSL Access Service under the DSL Access Services DPA, the rates and charges in Section 17 following, will apply in lieu of the rates and charges specified in Section 17 following, for ADSL Access Service and/or in Section 17 following, for SDSL Access Service. The DSL Access Services DPA is only available from those Telephone Companies listed in Section 17 following.

**ACCESS SERVICE****8. Digital Subscriber Line Access Services (Cont'd)****8.3 DSL Access Services Discount Pricing Arrangement****8.3.1 General (Cont'd)**

Services provided under the DSL Access Services DPA are available under a Monthly Plan at the rates and charges specified in Section 17 following, or under a Term Plan described in Section 8.3.2 following, at the rates and charges specified in Section 17 following.

A monthly charge applies for each ADSL and/or SDSL Access Service line covered under the DPA. A nonrecurring charge applies for the installation of each ADSL and/or SDSL Access Service line under the DPA. A DSL Network Reconfiguration Charge would apply for each requested reconfiguration for each ADSL and/or SDSL Access Service line covered under the DPA.

The Telephone Company will bill the customer an Access Order Charge, per order, to convert in-service ADSL and/or SDSL Access Service lines originally purchased under the provisions specified in Sections 8.1 and/or 8.2, preceding, to the DSL Access Services DPA, provided the customer obtains written authorization from its end users authorizing such conversions, where necessary. Per line nonrecurring charges specified in Section 17 following, do not apply to conversion of in-service ADSL and/or SDSL Access Lines to a DPA.

**8.3.2 Term Plan****(A) Description**

The Term Plan provides the customer with reduced rates based on the length of the customer's term commitment and its selected pricing option. The Term Plan is available for terms of one or three years with a choice of two pricing options. The Telephone Company will establish a Term Plan for each Serving Wire Center (SWC) based on the customer's order notifying the Telephone Company which ADSL and/or SDSL-equipped SWC(s) the customer wants included in the plan(s) and its selected term commitment and pricing option for each SWC. An Access Order Charge applies for each order to establish the initial Term Plan(s).

**ACCESS SERVICE****8. Digital Subscriber Line Access Services (Cont'd)****8.3 DSL Access Services Discount Pricing Arrangement****8.3.2 Term Plan (Cont'd)****(A) Description (Cont'd)**

When the customer subscribes to a Term Plan, all in-service ADSL and/or SDSL Access Service lines provided out of and subsequently installed at the included SWC will be billed the rates and charges specified in Section 17 following, for the length of the term commitment. In addition to the applicable ADSL and/or SDSL Line Charges, the customer will be billed a recurring monthly Term Plan Charge for each SWC included in a Term Plan, as specified in Section 17 following, based on its selected pricing option.

If the Telephone Company decreases the rates specified in Section 17 following, during the term of a commitment period, the decreased rates will automatically be applied for the remainder of the current commitment period.

At the end of the Term Plan, the customer may elect to establish a new Term Plan commitment, convert to the rates available under the Monthly Plan, or discontinue service. If the customer does not make an election by the end of the Term Plan, the rates for all ADSL and/or SDSL Access Service lines will automatically be converted to the rates available under the Monthly Plan specified in Section 17 following. An Access Order Charge will not apply to any election made by the customer at the end of the Term Plan.

A Term Plan is subject to payment for early termination as described in (D), following.

**(B) Upgrades in Term Plan**

A customer may terminate a Term Plan without the application of a termination liability charge when the customer replaces its original Term Plan commitment with a new Term Plan commitment provided the length and pricing option of the new Term Plan commitment is equal to or greater than the length and pricing option of the original Term Plan commitment. An Access Order Charge will not apply when the customer replaces an existing Term Plan with a new Term Plan commitment under this provision.

**ACCESS SERVICE**8. Digital Subscriber Line Access Services (Cont'd)8.3 DSL Access Services Discount Pricing Arrangement8.3.2 Term Plan (Cont'd)(C) Termination without Liability

A customer may terminate a Term Plan without the application of a termination liability charge if the Telephone Company increases the Term Plan monthly rates described in Section 17 following, during the term of the existing commitment. The customer has 90 days following such rate increase to notify the Telephone Company in writing of its intent to terminate its Term Plan under this section; otherwise, the increased rates will apply for the remainder of the commitment period.

(D) Termination with Liability

If the customer elects to terminate its Term Plan(s) prior to the end of the commitment period for any reason other than specified in Section 8.3.2(B) or 8.3.2(C), preceding, a termination liability charge will apply. For each Term Plan terminated prior to the end of the commitment period, the Telephone Company will bill the customer a charge equal to the monthly Term Plan Charge for its selected pricing option as specified in Section 17 following, multiplied by the number of months remaining in the commitment period.

Monthly Plan rates as described in Section 17 following, will apply to all in-service ADSL and/or SDSL Access Lines following the early termination of a Term Plan.

## ACCESS SERVICE

### 9. Directory Assistance Service

The Telephone Company will provide Directory Assistance (DA) Service to a customer from Directory Assistance Service locations (DA locations). DA locations are either primary or subtending. Primary DA locations are those to which terminating DA calls for the NPA first complete. Primary DA locations either process the telephone number request or, if necessary, forward the call to a subtending DA location for processing. DA service rates are assessed by the primary DA location only. Subtending DA locations are compensated by contractual arrangements between Telephone Companies.

#### 9.1 General Description

Telephone Company provided DA Service is available to customers for their use in furnishing DA services to end users. It provides for the use of Directory Access Service between the premises of the ordering customer and the DA location(s), use of DA access equipment, and use of DA operators to provide telephone numbers.

Directory Access Service will be provided between the customer designated premises and the DA location by the Telephone Company. Rates and charges for Directory Assistance Service are set forth in Section 17 following.

#### 9.1.1 Description and Provision of Directory Assistance Service

A Telephone Company DA operator, when furnished a name and locality, will provide or attempt to provide the telephone number listed in the Telephone Company DA records associated with the name given, at the rates and charges as set forth in Section 17 following. The Telephone Company's contact with the customer's end user shall be limited to that effort necessary to process a customer's end user's request for a telephone number; and the Telephone Company will not transfer, forward or redial a customer's end user call to any other location for any purpose other than the provision of DA Service. Each Directory Access Service will consist of the following:

- An Interface Group equipped with an available Premises Interface as set forth in Section 15.3.1 following at the customer's designated premises.
- Directory Transport between the premises of the ordering customer and the DA location.

When required by the Telephone Company, a separate Directory Access Service trunk group will be provided for DA Service for each NPA. Separate trunk groups will be required when the Telephone Company notifies the customer that the mechanized search of its data base and its mechanized operator practices require a ~~mechanized identification of the NPA code for which the customer's end user desires~~ DA information.

Issued: March 28, 2002

Effective: March 29, 2002

**ACCESS SERVICE****9. Directory Assistance Service (Cont'd)****9.1 General Description (Cont'd)****9.1.1 Description and Provision of Directory Assistance Service (Cont'd)**

Further, when an access tandem is available and is requested, the Directory Access Service will be provided, at customer choice:

- as a separate Directory Access Service trunk group, or
- in combination with Feature Group B, C or D Switched Access Service.

**9.1.2 Ordering Options and Conditions****(A) Ordering**

Except as set forth following, Directory Assistance Service provided under a Special Order is subject to the ordering conditions as set forth in Section 5 preceding. The customer shall determine and order the busy hour minutes of capacity and interface type of Directory Access Services it needs for DA Service.

When DA Service is initially ordered, the customer shall order the service for at least six months. Thereafter, additional service may be ordered for a minimum of six months. Not later than three months prior to the end of the six-month period, the customer shall notify the Telephone Company if the service is to be discontinued at the end of the six-month period. If no notice is received from the customer, the Telephone Company will automatically extend the service for another six months and all appropriate charges as set forth in Section 17 following will apply for another six months.

**(B) Cancellation of a Special Order**

A customer may cancel a Special Order for DA Service on any date prior to the service date. The cancellation date is the date the Telephone Company receives written or verbal notice from the customer that the Special Order is to be canceled. The verbal notice must be followed by written confirmation within 10 days.

When a customer cancels a Special Order for DA Service after the order date but prior to the start of service, the appropriate application of charges as set forth in Section 5 preceding apply for the Directory Access Service cancelled. In addition, a charge equal to any unrecoverable capital costs incurred by the Telephone Company will apply to the customer.

---

**ACCESS SERVICE**9. Directory Assistance Service (Cont'd)9.1 General Description (Cont'd)9.1.2 Ordering Options and Conditions(C) Changes to Special Orders

When a customer requests changes to a pending order for DA Service, such changes will be undertaken if they can be accommodated by the Telephone Company. The appropriate application of charges as set forth in Section 5 preceding apply for the Directory Access Service changed. In addition, a charge equal to any other costs incurred by the Telephone Company because of the change will apply.

9.1.3 Rate Categories

There are two rate categories, which apply to Directory Assistance Service:

- Directory Assistance Service Call
- Directory Transport Service

(A) Directory Assistance Service Call

The Directory Assistance Service Call rate category provides for the use of general DA Services such as operators and DA access equipment necessary to provide DA Service to a customer.

(B) Directory Transport Service

Directory Transport Service provides the transmission facilities and transport termination between the premises of the ordering customer and the DA location. For purposes of determining Directory Transport Mileage, distance will be measured from the wire center that normally serves the customer premises to the DA location(s).

Directory Transport is a two-way voice frequency transmission path composed of Switched Access Local Transport facilities as set forth in Section 6.1.3 preceding. The two-way voice frequency path transports calls in the terminating direction (from the premises of the ordering customer to the DA location). The following rate elements, which are more fully described in Section 6.1.3(A) preceding, are applicable.



**ACCESS SERVICE**

9. Directory Assistance Service (Cont'd)

9.1 General Description (Cont'd)

9.1.3 Rate Categories (Cont'd)

(B) Directory Transport Service (Cont'd)

- Entrance Facility for the transport of the DA call from the customer's premises to the serving wire center of that premises.
- Direct Trunked Transport (i.e., Direct Trunked Facility and Direct Trunked Termination) for the transport of the DA call from the customer's serving wire center to the DA location without switching at a tandem or from the serving wire center to the tandem.
- Tandem Switched Transport (i.e., Tandem Switched Facility, Tandem Switched Termination, and Tandem Switching) for the transport of the DA call from the tandem to the DA location.

**ACCESS SERVICE**9. Directory Assistance Service (Cont'd)9.1 General Description (Cont'd)9.1.3 Rate Categories (Cont'd)(B) Directory Transport Service (Cont'd)

DS1 to Voice Grade Multiplexing charges apply when a High Capacity DS1 Entrance Facility or Direct Trunked Facility is connected with Voice Grade Direct Trunked Transport. A DS1 to Voice Grade Multiplexing charge does not apply when a High Capacity DS1 Direct Trunked Facility is terminated at an electronic end office and only Switched Access Service is provided over the DS1 facility (i.e., Voice Grade Special Access channels are not derived). The DS1 to voice multiplexer will convert a 1.544 Mbps channel to 24 Voice Grade channels.

The customer will specify whether the Directory Access Service is to be routed directly to a DA location or through an access tandem switch appropriately equipped for DA measurement and served by DA trunks to the DA location when such an access tandem switch is available. The combination of Feature Group B, C or D Switched Access Service with DA Service will only be provided at such available and appropriately equipped access tandem switches.

When Directory Transport is provided using a Direct Trunked Transport to the DA location, no address signaling is provided. When Directory Transport is provided with the use of an access tandem switch, wink start-start pulsing signaling is provided at the access tandem switch. When access tandem routing is provided, the customer shall address each call to the DA location using NPA + 555 + 1212 or when required by the Telephone Company, 555-1212. Only NPA codes handled by the DA location served by the access tandem switch will be processed.

Directory Transport is provided with one of the Local Transport Interface Groups as set forth in Section 15.1.1 following.

**ACCESS SERVICE****9. Directory Assistance Service (Cont'd)****9.1 General Description (Cont'd)****9.1.4 Special Facilities Routing**

A customer may request that Directory Access Service be provided via Special Facilities Routing. The regulations, rates and charges for Special Facility Routing (Avoidance, Diversity and Cable Only) are as set forth in Section 11 following.

**9.1.5 Design Layout Report**

The Telephone Company will provide to the customer the makeup of the facilities and services provided under this section as Directory Access Service. This information will be provided in the form of a Design Layout Report similar to that set forth in Section 6.1.5 preceding. Design Layout Reports for Directory Access Service will be provided only when specifically requested by the customer. The Design Layout Report will be provided to the customer at no charge, and will be reissued or updated whenever the facilities provided for the customer's use are materially changed.

**9.2 Undertaking of the Telephone Company****9.2.1 Number of Telephone Number Requests**

A maximum of two (2) requests for telephone numbers will be accepted per call to Directory Assistance and DA operators will not transfer, forward or redial the call to another location for any purpose other than the provision of DA Service.

**9.2.2 Telephone Number Availability**

A telephone number which is not listed in DA records will not be available to the customer's end user.

**ACCESS SERVICE**9. Directory Assistance Service (Cont'd)9.2 Undertaking of the Telephone Company (Cont'd)9.2.3 Selection of DA Locations

The Telephone Company will specify the DA location, which provides the DA Service for each numbering plan area code (NPA).

When it becomes necessary to change a DA location, as determined by the Telephone Company, the Telephone Company will notify the involved customers six months prior to the change. For such changes, the regulations as set forth in Section 2.1.7 preceding apply.

9.2.4 Transmission Specifications

Each Directory Assistance Service transmission path is provided with standard transmission specifications, either Type A or B, as set forth, respectively, in Sections 15.1.2(E) and 15.1.2(F) following. The specifications associated with the parameters are guaranteed to the DA location. The standard for a particular transmission path is dependent upon the following:

- Whether Directory Access Service is provided in combination with Feature Group B, C or D Switched Access Service, or
- When not provided in combination with Switched Access Service, whether routed direct or via an access tandem switch.

The available transmission specifications are set forth in Section 15.3.2 following.

**ACCESS SERVICE**9. Directory Assistance Service (Cont'd)9.2 Undertaking of the Telephone Company (Cont'd)9.2.5 Testing(A) Acceptance Testing

The acceptance testing capabilities for Directory Access Service traffic routed through an access tandem are the same as those for the associated Feature Group C or D end office switching. The acceptance testing for Directory Access Service traffic routed directly, or routed in separate trunk groups through an access tandem, to the DA location, will be the same as that for Switched Access Service as set forth in Section 6.2.4 preceding.

(B) Routine Testing

Routine testing capabilities for Directory Access Service traffic routed through an access tandem are the same as those for the associated Feature Group C or D end office switching. Routine testing capabilities for Directory Access Service traffic routed directly, or routed in a separate trunk group through an access tandem, to the DA location, will be as set forth in Section 13.3.1(A)(3) following (Additional Manual Testing).

9.2.6 Determination of Number of Transmission Paths

The number of Directory Transport transmission paths provided is based on the customer's order and is determined by the Telephone Company in a manner similar to Switched Access Service transmission paths as set forth in Section 6.2.5 preceding.

9.2.7 Supervisory Signaling

Trunk side switching is provided at the DA Service access location. The DA Service access location will provide trunk answer and disconnect supervisory signaling.

**ACCESS SERVICE****9. Directory Assistance Service (Cont'd)****9.3 Obligations of the Customer**

In addition to the obligations of the customer as set forth in Section 2 preceding, the customer has certain specific obligations concerning the use of Directory Assistance Service. These obligations are as follows:

**9.3.1 Jurisdictional Reports**

Directory Transport may, at the option of the customer, be provided for both interstate and intrastate communications. When the customer requests such mixed access, the interstate Directory Transport charges will be determined by the Telephone Company using the data furnished by the customer as set forth in Section 2.3.11 preceding.

**9.3.2 Supervisory Signaling**

The customer facilities at the premises of the ordering customer shall provide the necessary on-hook and off-hook supervision.

**9.3.3 Ordering of Separate Trunk Groups**

When requested by the Telephone Company, the customer shall order a separate trunk group for DA Service for each NPA. The conditions when the customer will be requested to order separate trunk groups for each NPA are set forth in Section 9.1.1 preceding.

**9.3.4 Notice of Discontinuance of Service**

DA Service is ordered and renewed for a minimum period of six months at a time, as set forth in Section 9.1.2(A) preceding. Not later than three months prior to the end of any six-month period, the customer shall notify the Telephone Company if the service is to be discontinued at the end of that period.

**ACCESS SERVICE****9. Directory Assistance Service (Cont'd)****9.4 Rate Regulations**

This section contains the specific regulations governing rates and charges that apply for Directory Assistance Service.

**9.4.1 Nonrecurring Charges**

Nonrecurring charges for DA Service are one-time charges that apply for a specific work activity (i.e., installation, change to an existing service and DA Service rearrangements).

**(A) Installation of Service**

Nonrecurring Local Transport Installation and Direct Trunked Transport Activation charges as set forth in Sections 17 following are applied as set forth in Section 6.4.1(B)(1) preceding to each Directory Access Service installed.

**(B) DA Service Rearrangements**

All changes to existing services other than changes involving administrative activities will be treated as a discontinuance of the existing service and an installation of a new service.

**9.4.2 Directory Assistance Service Call Charge**

The Directory Assistance service call charge, as set forth in Section 17 following, applies for each call to DA Service. A call is a call, which has been answered by a DA operator. The charge applies whether or not the DA operator provides the requested telephone number. The number of calls answered by DA operators will be accumulated by Telephone Company's measuring equipment. A credit for the provision of an incorrect telephone number will be applied as set forth in Section 9.4.8 following.

**ACCESS SERVICE****9. Directory Assistance Service (Cont'd)****9.4 Rate Regulations (Cont'd)****9.4.3 Directory Transport Service**

The premium Local Transport charges set forth in Section 17 following are also applicable to Directory Transport Service and will be assessed on the same basis as the Switched Access Local Transport rate elements set forth in Section 6.1.3(A) preceding:

- Entrance Facility
- Direct Trunked Transport
- Tandem Switched Transport
- Multiplexing

**9.4.4 Minimum Periods**

The minimum period for which DA Service and the Directory Access Service is provided and for which charges apply is six months. A minimum period of six months applies for each additional period of service ordered or extended. If DA Service is discontinued prior to the end of each six-month period, the charges that apply for the remaining months are the non-recoverable costs. Such costs include the non-recoverable cost of equipment and material ordered, provided or used, plus the non-recoverable cost of installation and removal including the costs of engineering, labor supervision, transportation, rights-of-way and other associated costs less estimated net salvage.

The minimum period for which High Capacity DS3 Entrance Facilities or High Capacity DS3 Direct Trunked Transport is provided is twelve months.

**9.4.5 Minimum Monthly Charge**

DA service is subject to a minimum monthly charge. The minimum monthly charge is calculated as follows:

The minimum monthly charge for Directory Assistance Service calls is the charge as set forth in Section 17 following for the actual usage for the month.

For Directory Transport rate element, the minimum monthly charge the customer will be assessed will be the usage charges based on actual usage. For flat rated Directory Transport rate elements, the minimum monthly charge is the sum of the recurring charges prorated to the number of days or major fraction of days based on a 30-day month. Rates for Directory Transport are set forth in Section 17 following.

---



**ACCESS SERVICE****9. Directory Assistance Service (Cont'd)****9.4 Rate Regulations (Cont'd)****9.4.6 DA Service Rearrangements**

Nonrecurring charges apply for service rearrangements. Service rearrangements and the regulations concerning the application of associated nonrecurring charges are as set forth in Section 6.4.1(B)(3) preceding.

**9.4.7 Moves**

A move involves a change in the physical location of the point of termination at the customer designated premises or of the customer designated premises. Moves will be treated as set forth in Section 6.4.4 preceding and all associated nonrecurring charges will apply. Minimum period requirements will be established at the new location as set forth in Section 6.4.4 preceding. The customer will also remain responsible for satisfying all outstanding minimum period charges for the discontinued service.

**9.4.8 Credit Allowance for Service Outages and Incorrect Numbers**

- (A) When the DA location or DA operator equipment or terminals are out of service due to a Telephone Company equipment failure a credit allowance is provided. When an incorrect number is provided and a customer's DA call has been answered by a DA operator, a credit allowance is provided. The credit allowance provided is equal to the rate for a Directory Assistance Service Call as set forth in Section 17 following. The credit will be applied to the customer's charges.
- (B) In addition to the credit as set forth in Section 9.4.8(A) preceding, when a DA operator or DA equipment provides an incorrect number for a call and the customer reports such occurrences to the Telephone Company, a credit allowance for the Switched Access portion of the call in the originating LATA of such DA call will apply. The credit will be as set forth in Section 9.4.8(C) following. When the customer reports such a call and the number requested, the number provided and the reason the number provided is incorrect, the number of calls for which a credit will apply will be developed by the Telephone Company in cooperation with the customer.

## ACCESS SERVICE

### 9. Directory Assistance Service (Cont'd)

#### 9.4 Rate Regulations (Cont'd)

##### 9.4.8 Credit Allowance for Service Outages and Incorrect Numbers (Cont'd)

- (C) When a DA call is not completed due to the failure of Directory Access Service to DA locations, DA access equipment or DA operator activities, a credit allowance for the Switched Access Service portion in the originating LATA of such DA call will apply. When the customer reports such a call and DA number dialed, time of the call and the date of the call, the number of calls for which a credit will apply will be developed by the Telephone Company in cooperation with the customer. The credit will be as set forth in Section 17 following. Credit allowances for other service interruptions will be provided as set forth in Section 2.4.4 preceding.

**ACCESS SERVICE****10. Special Federal Government Access Services****10.1 General**

This section covers Special Access Services that are provided to a customer for use only by agencies or branches of the Federal Government and other users authorized by the Federal Government. Services provided to state emergency operations centers are included. These services provide for command and control communications, including communications for national security, emergency preparedness and presidential requirements. They are required to assure continuity of Government in emergency and crisis situations and to provide for national security.

Services for command and control communications and for national security and emergency preparedness sometimes require short notice and short duration service provisions. These provisions are especially needed to meet presidential requirements or in response to natural, man-made, or declared emergencies. Requirements of this type cannot be forecasted and are usually needed for a relatively short period. The provision of service under these conditions may require the availability of facilities, such as portable microwave equipment, which are provided on a temporary basis by the Telephone Company or customer.

**ACCESS SERVICE****10. Special Federal Government Access Services (Cont'd)****10.2 Emergency Conditions**

These services will be provided on the date requested or as soon as possible thereafter when the emergency falls into one of the following categories:

- State of crisis declared by the National Command Authorities (includes commitments made to the National Communications System in the “National Plan for Emergencies and Major Disasters”).
- Efforts to protect endangered U.S. personnel or property both in the U.S. and abroad. (Includes space vehicle recovery and protection efforts.)
  - Communications requirements resulting from hostile action, a major disaster or a major civil disturbance.
- The Director (Cabinet level) of a Federal department, Commander of a Unified/Specified Command, or head of a military department has certified that a communications requirement is so critical to the protection of life and property or to the National Defense that it must be processed immediately.
- Political unrest in foreign countries that affect the national interest.
- Presidential service.

**10.3 Facility Availability**

In order to insure communications during periods of emergency, the Telephone Company will, within the limits of good management, make available the necessary facilities to restore service in the event of damage or to provide temporary emergency service.

In order to meet the requirements of agencies or branches of the Federal Government, the Telephone Company may utilize Government-owned facilities, when necessary to provide service.

**10.4 Federal Government Regulations**

In accordance with Federal Government Regulations, all service provided to the Federal Government will be billed in arrears. However, this provision does not apply to other customers that obtain services under the provisions of this tariff to provide their services to the Federal Government.

**ACCESS SERVICE**10. Special Federal Government Access Services (Cont'd)10.5 Service Offerings to the Federal Government

The following unique services are provided to a customer for use only by agencies or branches of the Federal Government, other authorized users and state emergency operations centers. The rates and charges for these services shall be developed on an individual case basis and shall be consistent with the rates and charges for services offered in other sections of this tariff.

10.5.1 Type and Description(A) Voice Grade Special Access Services(1) Voice Grade Secure Communications Type I

Approximate bandwidth of 10-50,000 Hz. Furnished for two-point secure communications on two-wire or four-wire metallic facilities between a customer designated premises and an end user's premises. Services are conditioned as follows:

T-3 Conditioning — The absolute loss (referenced to 1 milliwatt) with respect to frequency shall not exceed:

15 dB at 10 Hz  
13 dB at 100 Hz  
9 dB at 1,000 Hz  
20 dB at 10,000 Hz  
30 dB at 50,000 Hz

Additional conditioning (available in one or two directions on four-wire facilities only) to provide the following characteristics:

The absolute loss (referenced to one milliwatt) with respect to frequency shall not exceed:

0 dB at 1,000 Hz  
± 1 dB between 1,000 Hz and 40,000 Hz  
± 2 dB between 10 Hz and 50,000 Hz  
(+ means more loss)

The net loss of the conditioned service (with or without additional conditioning) shall not vary by more than four dB at 1,000 Hz from the levels ~~specified preceding. Voice frequency signaling or supervisory tones can be~~ transmitted.

Issued: March 28, 2002

Effective: March 29, 2002

**ACCESS SERVICE**10. Special Federal Government Access Services (Cont'd)10.5 Service Offerings to the Federal Government (Cont'd)10.5.1 Type and Description (Cont'd)(A) Voice Grade Special Access Services (Cont'd)(2) Voice Grade Secure Communications Type II

Approximate bandwidth 10-50,000 Hz. Furnished on four-wire metallic facilities for duplex operation for two-point secure communications between a customer designated premises and an end user's premises. Services are conditioned as follows:

G-1 Conditioning — The absolute loss with respect to frequency and the net loss variation shall be the same as Voice Grade Secure Communications Type I services without additional conditioning. Voice frequency signaling or supervisory tones can be transmitted.

(3) Voice Grade Secure Communications Type III

Approximate bandwidth 10-50,000 Hz. Furnished on four-wire metallic facilities for duplex operation for two-point secure communications between a customer designated premises and an end user's premises. Services are conditioned as follows:

G-2 Conditioning — The absolute loss with respect to frequency and the net loss variation from the customer designated premises to the end user's premises shall be the same as Voice Grade Secure Communications Type I services without additional conditioning; from the end user's premises to the customer designated premises shall be the same as Voice Grade Secure Communications Type I services with additional conditioning. Voice frequency signaling or supervisory tones can be transmitted.

**ACCESS SERVICE**10. Special Federal Government Access Services (Cont'd)10.5 Service Offerings to the Federal Government (Cont'd)10.5.1 Type and Description (Cont'd)(A) Voice Grade Special Access Services (Cont'd)(4) Voice Grade Secure Communications Type IV

Approximate bandwidth 10-50,000 Hz. Furnished on four-wire metallic facilities for duplex operation for two-point secure communication between two customer designated premises. Services are conditioned as follows:

G-3 Conditioning — The absolute loss with respect to frequency and the net loss variation shall be the same in both directions of transmission as Voice Grade Secure Communications Type I services with additional conditioning. Voice frequency signaling or supervisory tones can be transmitted.

(B) Wideband Digital Special Access Service

Service arrangements for secured communications to accommodate the transmission of binary digital base band signals in a random polar format.

(1) Wideband Secure Communications Type I

For transmission at the rate of 18,750 bits per second.

(2) Wideband Secure Communications Type II

For transmission at the rate of 50,000 bits per second.

(3) Wideband Secure Communications Type III

To accommodate the transmission of restored polar two-level facsimile signals with a minimum signal element width of twenty microseconds at a rate of 50,000 bits per second. To accommodate the transmission of binary digital base band signals in a random polar format at the rate of 50,000 bits per second.

**ACCESS SERVICE**10. Special Federal Government Access Services (Cont'd)10.5 Service Offerings to the Federal Government (Cont'd)10.5.1 Type and Description (Cont'd)(C) Government Emergency Telecommunications Service (GETS)

The Government Emergency Telecommunications Service (GETS) provides authorized federal government end users with a national security and emergency preparedness (NS/EP) switched voice and data communications service utilizing the public switched network through the activation of a special code(s) in the telephone company end offices and tandem switching offices as requested by the Federal Government or its authorized agent. Access to GETS is accomplished through the use of the 710 non-geographical numbering plan area (NPA) code utilizing the public switched network and an interexchange carrier (IC) designated by the Federal Government or its authorized agent as a GETS-designated IC. Applicable access charges under other provisions of this tariff will apply for the underlying switched access services provided. The jurisdictional nature of GETS features is 100 percent interstate. GETS facilities may not be used for non-emergency government telecommunications, non-GETS services or by unauthorized end users.

(1) GETS Alternate Carrier Routing (ACR) Feature

ACR is an advanced intelligent network feature available in suitably equipped offices. The ACR feature provides for the routing of the GETS universal access number to a sequence of GETS ICs. ACR allows NS/EP users to utilize the public switched network to provide enhanced call completion capability on calls made during times of a national emergency or disaster. ACR provides alternate route capability on calls originated from lines served by end offices equipped with the ACR feature to the GETS universal access number.

When the presubscribed IC is a participating GETS IC, GETS ACR enables calls first to be routed for completion to the presubscribed IC of the originating line. When the presubscribed IC is not a participating GETS IC, then an office selection table determines the GETS IC. The office selection table contains three alternatives for a GETS IC and is pre-selected on an per end office basis using data provided by the Federal Government or its authorized agent. Monthly and non-recurring charges apply at each office as set forth in Section 17 following.



**ACCESS SERVICE**10. Special Federal Government Access Services (Cont'd)10.5 Service Offerings to the Federal Government (Cont'd)10.5.1 Type and Description (Cont'd)(C) Government Emergency Telecommunications Service (GETS) (Cont'd)(2) GETS High Probability of Completion (HPC) Feature

HPC is a set of enhanced features, available in suitably equipped offices, which improves the probability of the completion of GETS traffic via the public switched telephone network (PSTN) during times of a national emergency or disaster when the PSTN is congested due to heavy traffic or damage to the network. The HPC feature sets the call priority value and provides the capability to queue the GETS NS/EP access call against a busy switched access trunk group in a route list until a member of that trunk group becomes idle. As soon as a trunk group member becomes idle, it is offered to the queued GETS NS/EP access call before any other calls are processed. The HPC feature works with switched access trunk groups equipped with SS7 out of band signaling or equal access multifrequency address signaling.

10.5.2 Mileage Application

Mileage, when used for rate application between the serving wire centers of two customer designated premises, shall be determined by the V and H Coordinates Method as set forth in NATIONAL EXCHANGE CARRIER ASSOCIATION, INC., TARIFF F.C.C. NO. 4 and administered as set forth in Section 7.2.5 preceding.

**ACCESS SERVICE****10. Special Federal Government Access Services (Cont'd)****10.6 Rates and Charges****10.6.1 General**

The rates and charges for special offerings to the Federal Government, such as those set forth in Sections 10.5.1(A) and 10.5.1(B) preceding, are developed on an individual case basis and are set forth in Section 17 following. The rates and charges for GETS are set forth in Section 17 following.

**10.6.2 Voice Grade Special Access**

The provision of T-3 and G conditioned services contemplates station and tandem switching operations, using customer provided equipment, as well as Special Access Service. Separate narrowband or voice grade services, where required by the customer provided equipment or switching operation, are furnished in accordance with the applicable sections of this tariff.

**10.6.3 Move Charges**

- (A) When a service without a termination charge associated with that service, as set forth in Section 17 following, is moved to a different building, the nonrecurring charge applies; when moved to a new location in the same building, a charge of one-half of the nonrecurring charge applies.
- (B) When service with a termination charge associated with that service, as set forth in Section 17 following, is moved and reinstalled at a new location, the customer may elect:
  - to pay the unexpired portion of the termination charge for the service, if any, with the application of a nonrecurring charge and the establishment of a new termination charge for such service at the new location, or
  - to continue service subject to the unexpired portion of the termination charge, if any, and pay the estimated costs of moving such service, provided that the customer requests these charges be quoted prior to ordering the service move. Charges for moving such service will be based on estimated costs attributable to the move.

Move charges include the estimated costs of removal, restoration of services or facilities necessitated by the move, transportation, storage, reinstallation, engineering, labor, supervision, materials, administration, and any other ~~specific items of cost directly attributable to the move.~~

---

Issued: March 28, 2002

Effective: March 29, 2002

**ACCESS SERVICE****11. Special Facilities Routing of Access Services****11.1 Description**

The services provided under this tariff are provided over such routes and facilities as the Telephone Company may elect. Special Facilities Routing is involved when, in order to comply with requirements specified by the customer, the Telephone Company provides Switched Access Service, Special Access Service or Special Federal Government Access Service in a manner that includes one or more of the following conditions:

**11.1.1 Diversity**

Two or more circuits must be provided over not more than two different physical routes.

**11.1.2 Avoidance**

A circuit(s) must be provided on a route, which avoids specified geographical locations.

**11.1.3 Diversity and Avoidance Combined****11.1.4 Cable-Only Facilities**

Certain Voice Grade services are provided on Cable-Only Facilities to meet the particular needs of a customer. Service is provided subject to the availability of Cable-Only facilities. In the event of service failure, restoration will be made through the use of any available facilities as selected by the Telephone Company.

Avoidance and Diversity are available on Switched Access Service as set forth in Section 6 preceding; Metallic, Telegraph Grade and Voice Grade Special Access Services as set forth, respectively, in Sections 7.4, 7.5 and 7.6 preceding and Special Federal Government Access Services as set forth in Section 10.5 preceding. Cable-Only Facilities are available for Switched Access Service as set forth in Section 6 preceding; Voice Grade Special Access Services as set forth in Section 7.6 preceding and Special Federal Government Access Services as set forth in Section 10.5 preceding.

In order to avoid the compromise of special routing information, the Telephone Company will provide the required routing information for each specially routed service to only the ordering customer. If requested by the customer, this information will be provided when service is installed and prior to any subsequent changes in routing. The rates and charges for Special Facilities Routing of Access Services are developed on an individual case basis. ~~Such rates and charges for Special Facilities~~ Routing of Access Services are as set forth in Section 17 following and are in addition to all other rates and charges that may be applicable for services provided under other sections of this tariff.

Issued: March 28, 2002

Effective: March 29, 2002

**ACCESS SERVICE****12. Specialized Service or Arrangements****12.1 General**

Specialized Service or Arrangements may be provided by the Telephone Company, at the request of a customer, on an Individual Case Basis if such service or arrangements meet the following criteria:

- The requested service or arrangements are not offered under other sections of this tariff.
- The facilities utilized to provide the requested service or arrangements, are of a type normally used by the Telephone Company in furnishing its other services.
- The requested service or arrangements are provided within a LATA.
- The requested service or arrangements are compatible with other Telephone Company services, facilities, and its engineering and maintenance practices.
- This offering is subject to the availability of the necessary Telephone Company personnel and capital resources.

Rates and charges and additional regulations if applicable, for Specialized Service or Arrangements are provided on an Individual Case Basis and are as set forth in Section 17 following.

## ACCESS SERVICE

### 13. Additional Engineering, Additional Labor and Miscellaneous Services

Section 13.1 addresses Additional Engineering. Section 13.2 addresses Additional Labor (which is comprised of Overtime Installation, Overtime Repair, Standby, Testing and Maintenance with Other Telephone Companies, and Other Labor). Section 13.3 addresses Miscellaneous Services (which are comprised of Testing Services, Maintenance of Service and Telecommunications Service Restoration Priority). Section 13.4 addresses Presubscription.

In this section, normally scheduled working hours are an employee's scheduled work period in any given calendar day (e.g., 8:00 a.m. to 5:00 p.m.) for the application of rates based on working hours. A Miscellaneous Service Order charge as described in Section 5.4.2 preceding may be applicable to services ordered from this section.

#### 13.1 Additional Engineering

Additional Engineering, including engineering reviews as set forth in Section 5.4.3 preceding, will be undertaken only after the Telephone Company has notified the customer that additional engineering charges apply as set forth in Section 17 following, and the customer agrees to such charges. Additional Engineering will be provided by the Telephone Company at the request of the customer only when:

- (A) A customer requests additional technical information after the Telephone Company has already provided the technical information normally included on the Design Layout Report (DLR) as set forth in Sections 6.1.5 and 7.1.6 preceding.
- (B) Additional Engineering time is incurred by the Telephone Company to engineer a customer's request for a customized service as set forth in Section 7.1.2 preceding.
- (C) A customer requested Design Change requires the expenditure of Additional Engineering time. Such Additional Engineering time is incurred by the Telephone Company for the engineering review as set forth in Section 5.4.3 preceding. The charge for additional engineering time relating to the engineering review, which is undertaken to determine if a design change is indeed required, will apply whether or not the customer authorizes the Telephone Company to proceed with the Design Change. In this case the Design Change charge, as set forth in Section 17 following, does not apply unless the customer authorizes the Telephone Company to proceed with the Design Change.

**ACCESS SERVICE****13. Additional Engineering, Additional Labor and Miscellaneous Services (Cont'd)****13.2 Additional Labor**

Additional Labor is that labor requested by the customer on a given service and agreed to by the Telephone Company as set forth in Sections 13.2.1 through 13.2.5 following. The Telephone Company will notify the customer that Additional Labor charges as set forth in Section 17 following will apply before any additional labor is undertaken. A call-out of a Telephone Company employee at a time not consecutive with the employee's scheduled work period is subject to a minimum charge of four hours. When provisioning or restoring Telecommunications Service Priority services, the Telephone Company will, when possible, notify the customer of the applicability of these Additional Labor charges.

**13.2.1 Overtime Installation**

Overtime installation is that Telephone Company installation effort outside of normally scheduled working hours.

**13.2.2 Overtime Repair**

Overtime repair is that Telephone Company effort performed outside of normally scheduled working hours.

**13.2.3 Standby**

Standby includes all time in excess of one-half (1/2) hour during which Telephone Company personnel standby to make installation acceptance tests or cooperative tests with a customer to verify facility repair on a given service.

**13.2.4 Testing and Maintenance with Other Telephone Companies**

Additional testing, maintenance or repair of facilities which connect other telephone companies is that which is in addition to the normal effort required to test, maintain or repair facilities provided solely by the Telephone Company.

**13.2.5 Other Labor**

Other labor is that additional labor not included in Sections 13.2.1 through 13.2.4 preceding and labor incurred to accommodate a specific customer request that involves only labor which is not covered by any other section of this tariff.

**ACCESS SERVICE****13. Additional Engineering, Additional Labor and Miscellaneous Services (Cont'd)****13.3 Miscellaneous Services****13.3.1 Testing Services**

Testing Services offered under this section of the tariff are optional and subject to rates and charges as set forth in Section 17 following. A call-out of a Telephone Company employee at a time not consecutive with the employee's scheduled work period is subject to a minimum charge of four hours. Other testing services, as described in Sections 6.2.4 and 7.1.7 preceding, are provided by the Telephone Company in association with Access Services and are furnished at no additional charge.

Testing Services are normally provided by Telephone Company personnel at Telephone Company locations; however, provisions are made in Section 13.3.1(B)(2) following for a customer to request Telephone Company personnel to perform Testing Services at the customer designated premises.

The offering of Testing Services under this section of the tariff is made subject to the availability of the necessary qualified personnel and test equipment at the various test locations mentioned in Sections 13.3.1(A) and 13.3.1(B) following.

**(A) Switched Access Service**

Testing Services for Switched Access are comprised of (a) tests which are performed during the installation of a Switched Access Service, (i.e., Acceptance Tests), (b) tests which are performed after customer acceptance of such access services and which are without charge (i.e., routine testing) and (c) additional tests which are performed during or after customer acceptance of such access services and for which additional charges apply, (i.e., Additional Cooperative Acceptance Tests and in-service tests).

Routine tests are those tests performed by the Telephone Company on a regular basis, as set forth in Section 6.2.4 preceding which are required to maintain Switched Access Service. Additional in-service tests may be done on an automatic basis (no Telephone Company or customer technicians involved), on a manual basis [Telephone Company technician(s) involved at Telephone Company office(s) and Telephone Company or customer technician(s) involved at the customer designated premises].

---

Issued: March 28, 2002

Effective: March 29, 2002

**ACCESS SERVICE****13. Additional Engineering, Additional Labor and Miscellaneous Services (Cont'd)****13.3 Miscellaneous Services (Cont'd)****13.3.1 Testing Services (Cont'd)****(A) Switched Access Service (Cont'd)**

Testing services are ordered to the Dial Tone Office for FGA, to the access tandem or end office for FGB (wherever the FGB service is ordered) and to the end office for FGC and FGD. Testing Services for Directory Assistance Service not routed through an access tandem is ordered to a Directory Assistance Location for each NPA.

**(1) Additional Cooperative Acceptance Testing**

Additional Cooperative Acceptance Testing of Switched Access Service involves the Telephone Company provision of a technician at its office(s) and the customer provision of a technician at its premises, with suitable test equipment to perform the required tests. Additional Cooperative Acceptance Tests may, for example, consist of the following tests:

- Impulse Noise
- Phase Jitter
- Signal to C-Notched Noise Ratio
- Intermodulation (Nonlinear) Distortion
- Frequency Shift (Offset)
- Envelope Delay Distortion
- Dial Pulse Percent Break

**(2) Additional Automatic Testing**

Additional Automatic Testing (AAT) of Switched Access Services (Feature Groups B, C and D), is a service where the customer provides remote office test lines and 105 test lines with associated responders or their functional equivalent. The customer may order, at additional charges, gain-slope and C-notched noise testing and may order the routine tests (1004 Hz loss, C-Message Noise and Balance) on an as-needed or more than routine schedule.

The Telephone Company will provide an AAT report that lists the test results for each trunk tested. Trunk test failures requiring customer participation for trouble resolution will be provided to the customer on an as-occurs basis.

---



**ACCESS SERVICE****13. Additional Engineering, Additional Labor and Miscellaneous Services (Cont'd)****13.3 Miscellaneous Services (Cont'd)****13.3.1 Testing Services (Cont'd)****(A) Switched Access Service (Cont'd)****(2) Additional Automatic Testing (Cont'd)**

The Additional Tests, (i.e., gain slope, C-notched noise, 1004 Hz loss, C-message noise and balance) may be ordered by the customer at additional charges, 60 days prior to the start of the customer prescribed schedule. The rates for Additional Automatic Tests are as set forth in Section 17 following.

**(3) Additional Manual Testing**

Additional Manual Testing (AMT) of Switched Access Services (Feature Groups A, B, C, and D and Directory Access Service not routed through an access tandem), is a service where the Telephone Company provides a technician at its office(s) and the Telephone Company or customer provides a technician at the customer designated premises, with suitable test equipment to perform the required tests. Such additional tests will normally consist of gain-slope and C-notched noise testing. However, the Telephone Company will conduct any additional tests that the IC may request.

The Telephone Company will provide an AMT report listing the test results for each trunk tested. Trunk test failures requiring customer participation for trouble resolution will be provided to the customer on a per occurrence basis.

The Additional Manual Tests may be ordered by the customer at additional charges, 60 days prior to the start of the testing schedule as mutually agreed to by the customer and the Telephone Company.

The rates for Additional Manual Testing are as set forth in Section 17 following.

**ACCESS SERVICE****13. Additional Engineering, Additional Labor and Miscellaneous Services (Cont'd)****13.3 Miscellaneous Services (Cont'd)****13.3.1 Testing Services (Cont'd)****(A) Switched Access Service (Cont'd)****(4) Obligations of the Customer**

- (a) The customer shall provide the Remote Office Test Line priming data to the Telephone Company, as appropriate, to support routine testing as set forth in Section 6.2.4(B) preceding or AAT as set forth in Section 13.3.1(A)(2) preceding.
- (b) The customer shall make the facilities to be tested available to the Telephone Company at times mutually agreed upon.

**(B) Special Access Service**

The Telephone Company will provide assistance in performing specific tests requested by the customer.

- (1) Additional Cooperative Acceptance Testing When a customer provides a technician at its premises or at an end user's premises, with suitable test equipment to perform the requested tests, the Telephone Company will provide a technician at its office for the purpose of conducting Additional Cooperative Acceptance Testing on Voice Grade Services. At the customer's request, the Telephone Company will provide a technician at the customer's premises or at the end user premises. These tests may, for example, consist of the following:

- Attenuation Distortion (i.e., frequency response)
- Intermodulation Distortion (i.e., harmonic distortion)
- Phase Jitter
- Impulse Noise
- Envelope Delay Distortion
- Echo Control
- Frequency Shift

**ACCESS SERVICE****13. Additional Engineering, Additional Labor and Miscellaneous Services (Cont'd)****13.3 Miscellaneous Services (Cont'd)****13.3.1 Testing Services (Cont'd)****(B) Special Access Service (Cont'd)****(2) Additional Manual Testing**

The Telephone Company will provide a technician at its premises, and the Telephone Company or customer will provide a technician at the customer's designated premises with suitable test equipment to perform the requested tests.

**(3) Obligation of the Customer**

When the customer subscribes to Testing Service as set forth in this section, the customer shall make the facilities to be tested available to the Telephone Company at times mutually agreed upon.

**13.3.2 Maintenance of Service**

(A) When a customer reports a trouble to the Telephone Company for clearance and no trouble is found in the Telephone Company's facilities, the customer shall be responsible for payment of a Maintenance of Service charge as set forth in Section 17 following for the period of time from when Telephone Company personnel are dispatched, at the request of the customer, to the customer designated premises to when the work is completed. Failure of Telephone Company personnel to find trouble in Telephone Company facilities will result in no charge if the trouble is actually in those facilities, but not discovered at the time.

(B) The customer shall be responsible for payment of a Maintenance of Service charge when the Telephone Company dispatches personnel to the customer designated premises, and the trouble is in equipment or communications systems provided by other than the Telephone Company or in detariffed CPE provided by the Telephone Company.

In either Section 13.3.2(A) or 13.3.2(B) preceding, no credit allowance will be applicable for the interruption involved if the Maintenance of Service Charge applies.

**ACCESS SERVICE****13. Additional Engineering, Additional Labor and Miscellaneous Services (Cont'd)****13.3 Miscellaneous Services (Cont'd)****13.3.3 Telecommunications Service Priority — TSP**

- (A) Priority installation and/or restoration of National Security Emergency Preparedness (NSEP) telecommunications services shall be provided in accordance with Part 64.401, Appendix A, of the Federal Communications Commission's (FCC's) Rules and Regulations.

In addition, TSP System service shall be provided in accordance with the guidelines set forth in "Telecommunications Service Priority (TSP) System for National Security Emergency Preparedness (NSEP) Service Vendor Handbook" (NCSH 3-1-2) dated July 9, 1990, and "Telecommunications Service Priority System for National Security Emergency Preparedness Service User Manual" (NCSM 3-1-1).

The TSP System is a service, developed to meet the requirements of the Federal Government, as specified in the Service Vendor's Handbook and Service User's Manual that provides the regulatory, administrative and operational framework for the priority installation and/or restoration of NSEP telecommunications services. These include both Switched and Special Access Services. The TSP System applies only to NSEP telecommunications services, and requires and authorizes priority action by the Telephone Company providing such services.

For Switched Access Service, the TSP System's applicability is limited to those services that the Telephone Company can discreetly identify for priority provisioning and/or restoration.

- (B) A Telecommunications Service Priority charge applies as set forth in Section 17 when a request to provide or change a Telecommunications Service Priority is received subsequent to the issuance of an Access Order to install the service.

Additionally, a Miscellaneous Service Order Charge as set forth in Section 17 will apply to Telecommunications Service Priority requests that are ordered subsequent to the initial installation of the associated access service.

A Telecommunications Service Priority charge does not apply when a Telecommunications Service Priority is discontinued or when ordered coincident with an Access Order to install or change service.

**ACCESS SERVICE****13. Additional Engineering, Additional Labor and Miscellaneous Services (Cont'd)****13.3 Miscellaneous Services (Cont'd)****13.3.3 Telecommunications Service Priority — TSP (Cont'd)****(B) (Cont'd)**

In addition, Additional Labor rates as set forth in Section 17 may be applicable when provisioning or restoring Switched or Special Access Services with Telecommunications Service Priority.

When the customer requests an audit or a reconciliation of the Telephone Company's Telecommunications Service Priority records, a Miscellaneous Service Order Charge as set forth in Section 17 and Additional Labor rates as set forth in Section 17 are applicable.

**13.3.4 Miscellaneous Equipment****(A) Controller Arrangement**

This arrangement enables the customer to control up to 48 transfer functions at a Telephone Company central office via a remote keyboard terminal capable of either 300 or 1200 bps operation. Included as part of the Controller Arrangement is a dial-up data station located at the Telephone Company Central Office to provide access to the Controller Arrangement. This dial-up data station consists of a 212A DATAPHONE data set and an appropriate Telephone Company provided channel.

The Controller Arrangement must be located in the same Telephone Company central office as the transfer functions that it controls.

Charges for the Controller Arrangement are set forth in Section 17 following.

**ACCESS SERVICE****13. Additional Engineering, Additional Labor and Miscellaneous Services (Cont'd)****13.4 Presubscription**

Pursuant to the Federal Communications Commission's Memorandum Opinion and Order, CC Docket No. 83-1145, Phase I, adopted May 31, 1985, and released June 12, 1985, the Allocation Plan, outlined in the Appendix B of this Order, will be available for inspection in the Public Reference Room of the Tariff Division at the Federal Communications Commission's Washington, D.C., location or may be obtained from the Commission's commercial contractor.

- (A) Presubscription is the process by which end user customers may select and designate to the Telephone Company an IC to access, without an access code, for interLATA, interstate calls. This IC is referred to as the end user's predesignated IC.
- (B) On the effective date of this tariff, all existing end users have access to interstate MTS/WATS. No later than 85 days prior to conversion to Feature Group D in a serving end office, the Telephone Company will notify end users of the availability of equal access in their particular area. The notification will include the names of all ICs wishing to participate in the presubscription process. This notification will be sent via U.S. Mail to each end user of record served by the end office to be converted.
- (C) End users may select one of the following options at no charge:
  - indicate a primary IC for all of its lines,
  - indicate a different IC for each of its lines.

Only one IC may be selected for each line or lines terminating in the same hunt group.

End users may designate that they do not want to presubscribe to any IC. The end user must arrange this designation by directly notifying the Telephone Company's business office. This choice will require the end user to dial an access code (101XXXX) for all interstate calls.

After the end user's initial selection of a predesignated IC or the designation that they do not want to presubscribe to any IC, for any change in selection after conversion to Equal Access in the serving end office, a nonrecurring charge, as set forth in Section 17 following applies.

**ACCESS SERVICE****13. Additional Engineering, Additional Labor and Miscellaneous Services (Cont'd)****13.4 Presubscription (Cont'd)**

- (D) End users not responding to the initial notification will be sent a second notification for the selection of a predesignated IC no earlier than 40 days prior to or no later than 90 days after the conversion to Equal Access in a serving end office. This second notification will indicate the primary IC that has been assigned to them if they fail to respond to the second notification.

After the allocation process has been completed, end users assigned to an IC via the allocation process may change their IC one time within six months after conversion to Equal Access in the serving end office at no charge. Following the six-month period after conversion to Equal Access for any change in selection, a nonrecurring charge as set forth in Section 17 following, applies.

- (E) When an end user indicates more than one IC selection on the return notification or returns an illegible return notification, the Telephone Company will contact the end user for clarification. If the end user indicates an IC selection on the return notification that does not match with information provided by an IC and both notifications indicate the same authorization date, the end user's notification takes precedence and the Telephone Company will process the end user's selection. In the event that two or more ICs provide to the Telephone Company notifications with the same authorization date and neither notification has been processed, the Telephone Company will contact the end user for clarification. A list of these end users in conflict must be sent to the affected IC by the Telephone Company.

In the event that two or more ICs have provided to the Telephone Company notifications with the same authorization date(s), and one IC notification has already been processed by the Telephone Company, those IC notifications not yet processed would be returned to the ICs.

- (F) New end users who are served by end offices equipped with Feature Group D will be asked to presubscribe to an IC at the time they place an order with the Telephone Company for Telephone Exchange Service. They may select either of the following options. There will be no charge for this initial selection.

- designate a primary IC for all of its lines,
- designate a different IC for each of its lines.

Only one IC may be selected for each individual line, or lines terminating in the same hunt group. Subsequent to the installation of Telephone Exchange Service and after the end user's initial selection of a predesignated IC, for any change in selection, a nonrecurring charge, as set forth in Section 17 following, applies.

**ACCESS SERVICE****13. Additional Engineering, Additional Labor and Miscellaneous Services (Cont'd)****13.4 Presubscription (Cont'd)**

- (G) If the new end user fails to designate an IC as its predesignated IC prior to the date of installation of Telephone Exchange Service, the Telephone Company will (1) allocate the end user to an IC based upon current IC presubscription ratios, (2) require the end user to dial an access code (101XXXX) for all interstate calls, or (3) block the end user from interstate calling. The end user will be notified which option will be applied if they fail to presubscribe to an IC. An allocated or blocked end user may designate another, or initial, IC as its predesignated IC one time at no charge, if it is requested within six months after the installation of Telephone Exchange Service.

For any change in selection after 6 months from the installation of Telephone Exchange Service, a nonrecurring charge, as set forth in Section 17 following applies.

- (H) If an IC elects to discontinue its Feature Group D service offering prior to or within 2 years of the conversion, the IC will notify the Telephone Company of the cancellation. The IC will also notify all end users that selected them that they are canceling their service and that they should contact the Telephone Company to select a new primary IC. The IC will also inform the end user that it will pay the presubscription change charge. The canceling IC will then be billed the appropriate charge by the Telephone Company for each end user for a period of two years from the discontinuance of Feature Group D service.
- (I) If an IC elects to change or discontinue use of a Carrier Identification Code (CIC) for any reasons other than those set forth in Section 13.4(H) above, the IC will identify to the Telephone Company any affected end users and advise the Telephone Company of the new CIC to be assigned to these end users. If the CIC change involves a change of carrier for any end users, the IC will notify the affected end users of the change. The Telephone Company will change the predesignated carrier code of each end user identified by the IC to the new CIC and bill the IC the nonrecurring charge set forth in Section 17 following for each end user line or trunk that is changed.



**ACCESS SERVICE****13. Additional Engineering, Additional Labor and Miscellaneous Services (Cont'd)****13.5 Verification of Orders for Long Distance Telemarketing**

No IC shall submit to the Telephone Company a Primary Interexchange Carrier (PIC) change order generated by telemarketing unless and until the order has first been confirmed in accordance with one of the following procedures:

- (A) The IC obtains the billed party's (e.g., an end user or the designator of the PIC for a pay telephone) written authorization to submit the PIC change order. The written authorization shall take the form of a letter of agency which:
- shall be a separate document whose sole purpose is to authorize an interexchange carrier to initiate a primary interexchange carrier change.
  - shall be signed and dated by the billed party of the telephone line(s) requesting the primary interexchange carrier change.
  - shall not be combined with inducements of any kind on the same document.
  - shall not suggest or require that the billed party take some action in order to retain the billed party's current interexchange carrier.
  - shall have all portions translated into another language if any portion of the letter of agency is translated into another language.
  - may be combined with checks that contain only the required letter of agency language that follows and the necessary information to make the check a negotiable instrument. At a minimum, the letter of agency should be printed with a type of sufficient size and readable type to be clearly legible and must contain clear and unambiguous language that confirms:
    - The billed party's billing name and address and each telephone number to be covered by the PIC change order; and
    - The billed party's decision to change the PIC to the IC; and
    - The billed party's intention to designate the interexchange carrier to act as its agent for the PIC change; and

---

Issued: March 28, 2002

Effective: March 29, 2002

**ACCESS SERVICE****13. Additional Engineering, Additional Labor and Miscellaneous Services (Cont'd)****13.5 Verification of Orders for Long Distance Telemarketing (Cont'd)****(A) (Cont'd)**

- The billed party's understanding that only one interexchange carrier may be designated as the billed party's interstate primary interexchange carrier for any one telephone number. To the extent that a jurisdiction allows the selection of additional primary interexchange carriers, the letter of agency must contain separate statements regarding these choices. Any carrier designated as a primary interexchange carrier must be the carrier directly setting the rates for the billed party. One interexchange carrier can be both the billed party's interstate primary interexchange carrier and a billed party's intrastate primary interexchange carrier; and
- The billed party's understanding that they may incur a charge for changing the primary interexchange carrier; or

**(B)** The IC obtains the billed party's electronic authorization to submit the PIC change order. The billed party will place a call, from the telephone number(s) on which the PIC is to be changed, to a toll free telephone number that is dedicated to the IC's PIC verification process. The verification number will connect the billed party to a voice response unit that records the originating ANI and the required information described in Section 13.5(A) preceding; or

**(C)** An appropriately qualified and independent third party, operating in a location physically separate from the telemarketing representative, obtains the billed party's oral authorization to submit the PIC change order. This authorization must confirm the order and include appropriate verification data (e.g., the billed party's date of birth or social security number); or

**(D)** Within three business days of the billed party's request for a PIC change, the IC must send them an information package by first class mail which includes:

- a statement that the enclosed information is being sent to confirm a telemarketing order placed by the billed party within the previous week,
- the name of the current and soliciting ICs,
- the terms, conditions or charges for the PIC change,
- the name of the person who ordered the change,
- the name, address and telephone number of both the customer and the soliciting IC,

**ACCESS SERVICE****13. Additional Engineering, Additional Labor and Miscellaneous Services (Cont'd)****13.5 Verification of Orders for Long Distance Telemarketing (Cont'd)****(D) (Cont'd)**

- a statement advising the billed party that, absent their response, the change will be implemented 14 days from the date the information package was mailed to them,
- the name, address and telephone number of a contact point at the FCC for consumer complaints.

The IC must provide a postpaid postcard that the billed party can use to deny, cancel or confirm the order. The IC must wait 14 days after the information package is mailed to the billed party before submitting the PIC change order to the Telephone Company.

**13.6 Unauthorized PIC Change**

If an IC requests a Primary Interexchange Carrier (PIC) change on behalf of a billed party (e.g., an end user or the designator of the PIC for a pay telephone), and the billed party subsequently denies requesting the change, and the IC is unable to substantiate the change with a letter of authorization signed by the billed party; then:

- The billed party will be reassigned to its previously selected IC. No charge will apply to the billed party for this reassignment.
- The Unauthorized Presubscription Change Charge as set forth in Section 17 will apply to the IC that requested the unauthorized PIC change. This charge is applied in addition to the \$5.00 PIC change charge.

**13.7 Presubscription Exceptions**

When centralized Equal Access is provided in cooperation with Minnesota Independent Equal Access Corporation, the following presubscription exceptions apply:

- The initial Telephone Company notification to end users of the availability of Equal Access in their particular area will be provided between 105 and 270 days prior to the conversion of the serving end office to Feature Group D.
- The second notification for the selection of presubscribed IC will be between 65 and 230 days prior to the conversion to Equal Access in a serving end office.

**ACCESS SERVICE****13. Additional Engineering, Additional Labor and Miscellaneous Services (Cont'd)****13.7 Presubscription Exceptions (Cont'd)**

- All end users will be notified by the Telephone Company of the actual conversion date to Equal Access between one and three weeks prior to such conversion. This notification will also show the end user's selected or assigned IC and will advise the end user that if they desire to change their presubscribed IC they may contact the Telephone Company prior to the conversion of their end office and the change will be made at no charge.

**13.8 Blocking Service****13.8.1 International Blocking Service**

The Telephone Company will provide International Blocking Service to customers who obtain local exchange service from the Telephone Company under its general or local exchange tariffs and to customers who obtain Feature Group A Switched Access service under this tariff. This service is only provided at appropriately equipped Telephone Company end offices.

On each line or trunk for which International Blocking Service is ordered, the Telephone Company will block all direct dialed international calls that use the call sequence of 011+ or 101XXXX-011+. When capable, the Telephone Company will route the blocked calls to a recorded message.

An International Blocking Service charge as set forth in Section 17 following is applicable for each new or existing exchange line or trunk or Feature Group A Switched Access line to which International Blocking Service is added or removed. This charge does not apply when blocking is removed from an exchange line or trunk or Feature Group A Switched Access line at the same time that it is disconnected.

A Miscellaneous Service Order Charge as set forth in Section 17 will apply to orders adding or removing International Blocking Service that are placed subsequent to the initial installation of the associated exchange line(s) or trunk(s) or Feature Group A Switched Access line(s). This charge does not apply when blocking is removed from an exchange line or trunk or Feature Group A Switched Access line at the same time that it is disconnected.

**ACCESS SERVICE****13. Additional Engineering, Additional Labor and Miscellaneous Services (Cont'd)****13.8 Blocking Service (Cont'd)****13.8.2 900 Blocking Service**

The Telephone Company will provide 900 Blocking Service to customers who obtain local exchange service from the Telephone Company under its general or local exchange tariffs and to customers who obtain Feature Group A Switched Access service under this tariff. This service is only provided at appropriately equipped end offices.

On each line or trunk for which 900 Blocking Service is ordered, the Telephone Company will block all direct dialed calls placed to a 900 number. When capable, the Telephone Company will route the blocked calls to a recorded message.

A Blocking Service charge as set forth in Section 17 following is applicable when ordered by the end user customer with the following exceptions:

- Blocking access to 900 Service is offered to all subscribers at no charge from November 1, 1993 through December 31, 1993.
- Blocking access to 900 Service is offered to all subscribers at no charge at the time telephone service is established at a new number and for 60 days thereafter.

The Blocking Service charge is applied for each line, trunk or Feature Group A Switched Access service to which 900 Blocking Service is added or removed. Requests by subscribers to remove 900 Blocking Service must be in writing. This charge does not apply when blocking is removed from an exchange line or trunk or Feature Group A Switched Access line at the same time that it is disconnected.

**ACCESS SERVICE****13. Additional Engineering, Additional Labor and Miscellaneous Services (Cont'd)****13.9 Billing Name and Address Service****13.9.1 General Description**

- (A) Billing Name and Address (BNA) Service is the provision by the Telephone Company to an interstate service provider who is a customer of the Telephone Company of the complete billing name, street address, city or town, state and zip code for a telephone number or calling card account number assigned by the Telephone Company. An interstate service provider is defined as an interexchange carrier, an operator service provider, an enhanced service provider or any other provider of interstate telecommunications services.
- (B) BNA Service is provided only for the purposes of allowing customers to bill their end users for telephone services provided by the customer, order entry and customer service information, fraud prevention identification of end users who have moved to a new address, any purpose associated with equal access requirement, and information associated with Local Exchange Carrier (LEC) calling calls card calls, collect and third party calls.

BNA information may not be resold or used for any other purpose including, but not limited to, marketing or merchandising activities.

- (C) BNA information associated with listed/published telephone numbers will be provided. Requests for BNA information associated with nonpublished and unlisted telephone numbers will be provided, unless the subscriber to a nonpublished or unlisted telephone number has affirmatively that requested its BNA not be disclosed.

**13.9.2 Undertaking of the Telephone Company**

- (A) A standard format for the receipt of BNA requests and the provision of BNA information will be established by the Telephone Company.
- (B) Standard response to BNA requests will be by First Class Mail. Standard format will be on paper. Optional Magnetic Tape formatting will be offered where available.
- (C) Where facilities are available, the customer may request an optional specialized output format required to meet a specific customer need.

**ACCESS SERVICE****13. Additional Engineering, Additional Labor and Miscellaneous Services (Cont'd)****13.9 Billing Name and Address Service (Cont'd)****13.9.2 Undertaking of the Telephone Company (Cont'd)**

- (D) The Telephone Company will make every effort to provide accurate and complete BNA data. The Telephone Company makes no warranties, expressed or implied, as to the accuracy or completeness of this information.
- (E) The Telephone Company will not disclose BNA information to parties other than interstate service providers and their authorized billing agents as defined in Section 13.9.1(A) preceding. BNA disclosure is limited to those purposes as defined in Section 13.9.1(B) preceding.
- (F) The Telephone Company reserves the right to request from an interstate service provider who has placed an order for BNA service, the source data upon which the interexchange carrier has based the order. This request is made to ensure that the BNA information is to be used only for purposes as described in Section 13.9.1(B) preceding. The Telephone Company will not process the order until such time as the interstate service provider supplies the requested data.

**13.9.3 Obligations of the Customer**

- (A) The customer shall order BNA Service on a separate BNA Order. The order must identify both the customer's authorized representative and the address to which the information is to be sent.
- (B) The customer shall treat all BNA information as confidential. The customer shall insure that BNA information is used only for the purposes as described in Section 13.9.1(B) preceding.
- (C) The customer shall not publicize or represent to others that the Telephone Company jointly participates with the customer in the development of the customer's end user records it assembles through the use of BNA Service.
- (D) Upon request, the customer will provide to the Telephone Company the source data upon which the customer has based an order for BNA service. The Telephone Company will not process the order until such time as the customer provides the requested data.

---

Issued: March 28, 2002

Effective: March 29, 2002

**ACCESS SERVICE****13. Additional Engineering, Additional Labor and Miscellaneous Services (Cont'd)****13.9 Billing Name and Address Service (Cont'd)****13.9.4 Rate Regulations**

- (A) For each order for BNA information received by the Telephone Company, a BNA Order Charge applies. In addition, a charge applies for each customer specific record provided. The BNA Order Charge and the Per Record Charge are specified in Section 17 following.
- (B) Where available, the customer may order the response formatted on Magnetic Tape. The Optional Magnetic Tape Charge is specified in Section 17 following and is in addition to the BNA Order Charge and the BNA Record Charge.
- (C) Where available, the customer may order an output format other than a standard paper format in order to meet a customer's specific requirement. This option is subject to an hourly programming charge as specified in Section 17 following and is in addition to the BNA Order Charge and the BNA Record Charge.

**13.10 Originating Line Screening (OLS) Service**

The Telephone Company will provide OLS Service to aggregators and other customers who obtain local exchange service from the Telephone Company under its general and/or local exchange tariff. OLS service enables customers to determine whether there are billing restrictions on exchange service lines from which a call originates. OLS service delivers codes on operator assisted calls made from aggregator locations to identify calls originating from privately owned payphones, inmate locations, and hotels/motels, etc.

OLS Service is provided at no charge when ordered with the installation of new local exchange service. However, when an OLS code is added to an existing exchange service line, a charge is applied as set forth in Section 17. This charge is applied for each exchange service line to which an OLS code is assigned. The customer must specify the number of exchange service lines and each individual telephone number equipped.

A Miscellaneous Service Order Charge as set forth in Section 17 will apply to orders adding OLS codes that are placed subsequent to the initial installation of the associated exchange service line. This charge does not apply when OLS codes are removed from an exchange service line at the same time that the exchange service line is disconnected.

OLS codes may be delivered using Line Information Database (LIDB) or Flexible Automatic Number Identification (Flex ANI) technology.

---

Issued: March 28, 2002

Effective: March 29, 2002



**ACCESS SERVICE****13. Additional Engineering, Additional Labor and Miscellaneous Services (Cont'd)****13.11 Nonchargeable Confirmation Services****13.11.1 Billed Number Screening (BNS)**

At the request of the customer, the Telephone Company business office will confirm BNS codes associated with a line to which a call is to be billed.

**13.11.2 Originating Line Screening (OLS)**

At the request of the customer, the Telephone Company business office will confirm OLS codes associated with an exchange service line from which a call originates.

**13.12 Coin Supervision Additive Service**

The Telephone Company will provide Coin Supervision Additive Service to Payphone Service Providers (PSPs) who order local exchange service lines for the provision of pay telephone service and where the pay telephone equipment connected to the local exchange service lines requires central office coin supervision capability. The local exchange service lines used for the provision of pay telephone service are obtained from and subject to the terms and conditions under the Telephone Company's general and/or local tariffs.

A Coin Supervision Additive Service provides the capability of central office line equipment to pass signals and/or tones from a local exchange service line to a trunk terminating at the PSP's operator service provider. These signals enable an operator service provider to recognize coin deposits and return coins to the pay telephone user. Coin Supervision Additive Service also permits a suitably equipped operator service provider to automatically ring back the originating local exchange service line upon completion of a call.

A Coin Supervision Additive Service charge as set forth in Section 17 following is assessed monthly to the PSP for each local exchange service line for which Coin Supervision Additive Service is provided.

---

Issued: March 28, 2002

Effective: March 29, 2002

**ACCESS SERVICE****13. Additional Engineering, Additional Labor and Miscellaneous Services (Cont'd)****13.14 Local Number Portability Services**

Local Number Portability (LNP) provides an end user of local exchange telecommunications service the ability to retain its existing local exchange service telephone number (TN) when changing from one local exchange telecommunications carrier to another. LNP capability will be activated in Telephone Company end office or tandem switches based upon receipt of a request by another local exchange telecommunications carrier. The technical specifications for Local Number Portability are contained in Telcordia Technologies Technical Reference GR-2936-CORE.

**13.14.1 Local Number Portability End User Service**

The Local Number Portability End User Charge will be billed to local exchange service end users, resellers of the Telephone Company's local exchange service, line side access customers, and purchasers of unbundled switch ports that are served by an LNP capable serving wire center. The Local Number Portability End User Charge recovers the Telephone Company's costs directly related to implementing and providing Local Number Portability.

The Telephone Company will bill a monthly Local Number Portability End User Charge as set forth in Section 17 to local exchange service end users, resellers of the Telephone Company's local exchange service, line side access customers, and purchasers of unbundled switch ports served by an LNP capable wire center with the following exceptions:

- Each PBX trunk shall be assessed the equivalent of nine monthly LNP End User Charges as specified in Section 17.
- Each ISDN PRI arrangement shall be assessed the equivalent of five monthly LNP End User Charges as specified in Section 17.
- Lifeline end user customers shall not be assessed the LNP End User Charge.

**ACCESS SERVICE****13. Additional Engineering, Additional Labor and Miscellaneous Services (Cont'd)****13.14 Local Number Portability Services (Cont'd)****13.14.1 Local Number Portability End User Service (Cont'd)**

The Telephone Companies listed in Section 17 will recover the Local Number Portability End User Charge for the remainder of a 60 month period already in progress beginning with the effective date of the rate and ending with the termination date of the rate as specified in Section 17.

The Telephone Companies listed in Section 17 will recover the Local Number Portability End User Charge for a 60-month period beginning with the effective date of the rate as specified in Section 17.

**13.14.2 Local Number Portability Query Service****(A) Description**

LNP Query Service uses Advanced Intelligent Network (AIN) technology and the Common Channel Signaling (CCS) network to query an LNP database to obtain network routing instructions before completion of a call. The LNP database contains all of the TNs within an NXX and the location routing number (LRN) of the switch serving each of those TNs when at least one of the TNs within the NXX has been transferred from one local exchange telecommunications carrier to another. The LRN associates a unique NPA-NXX-XXXX routing number with each central office switch that has subscribers who have transferred their TNs.

Where more than one carrier is involved in completing the call, the carrier prior to the terminating carrier (i.e., the N-1 carrier) is responsible for querying an LNP database to obtain the LRN used in routing the call for a number portable NXX code. When the N-1 carrier forward a non-queried call to a Telephone Company end office or tandem switch and the NXX code has one or more transferred TNs, the Telephone Company's end office or tandem switch will suspend call processing and formulate and launch a query to an LNP database to secure the LRN of the transferred TN. When the LRN has been returned from an LNP database to the Telephone Company end office or tandem switch originating the query, call processing is resumed and the call is either processed in the Telephone Company's network or routed to the correct local service provider's network for completion to the called party. The Telephone Company will perform the query on behalf of the N-1 carrier (i.e., the LNP query service customer) that forwarded the call. The Telephone Company will bill the N-1 wireline or wireless telecommunications carrier a charge per query as specified in Section 17, regardless of whether the call is completed.

Issued: March 28, 2002

Effective: March 29, 2002

**ACCESS SERVICE**13. Additional Engineering, Additional Labor and Miscellaneous Services (Cont'd)13.14 Local Number Portability Services (Cont'd)13.14.2 Local Number Portability Query Service (Cont'd)(A) Description (Cont'd)

An LNP Order Charge will apply on a per order basis for those customers that have ordered LNP Query Service. N-1 carriers who terminate non-queried traffic into the Telephone Company's network and have not placed an order for LNP Query Service will be assessed on a per account basis an LNP Billing Charge.

(B) Limitations

LNP Query Service is to be used only on a call-by-call basis for routing calls to number portable NXX codes and cannot be used for purposes other than those functions described herein.

(C) Network Management

The Telephone Company will administer its network to ensure the provision of acceptable service levels to all customers of the LNP Query Service. The Telephone Company reserves the right to block any LNP query traffic in a nondiscriminatory manner, where the processing of the LNP queries threatens to disrupt operation of its network and impair network reliability.

(D) Rate Regulations

The LNP charge per query recovers the cost to query an LNP database on behalf of the N-1 carrier. The rate associated with an LNP query will be billed monthly, per query as set forth in Section 17 based on the recorded number of queries. The Telephone Company will develop monthly charges based on an average number of queries per month if actual query recordings are not available. For billing purposes, each month is considered to have thirty (30) days.

The LNP Order Charge and LNP Billing Charge recover the cost to establish the customer's LNP query account. The LNP Order Charge will be billed per order as set forth in Section 17 to those customers that have ordered LNP Query Service. The LNP Billing Charge will be applied per account as set forth in Section 17 to the N-1 carrier who terminates non-queried traffic into the Telephone Company's network and has not placed an order for LNP Query Service.

Issued: March 28, 2002

Effective: March 29, 2002

**ACCESS SERVICE****14. Exceptions to Access Service Offerings**

The services offered under the provisions of this tariff are subject to availability as set forth in Section 2.1.4 preceding. In addition, the following exceptions apply:

(Paragraphs 14.1 through 14.5 following are reserved for future listings as a result of a subsequent survey. In the meantime, in planning an end-to-end service, the customer should contact the Telephone Company in each customer designated premises city to assure itself that all of the service or service components required for a given customer service are currently available.)

- 14.1 The following service(s) is (are) not offered in the operating territory of listed Issuing Carriers.
- 14.2 The following offering(s) is (are) limited to existing locations. No inside moves, rearrangements or additions will be permitted.
- 14.3 The following offering(s) is (are) limited to existing locations. Inside moves or rearrangements may be undertaken. However, no additions will be permitted.
- 14.4 The following offering(s) is (are) limited to existing locations where additional units may be added for growth. Inside moves or rearrangements may be undertaken.
- 14.5 The following offering(s) is (are) limited to existing locations where additional units may be added for growth. However inside moves or rearrangements will not be permitted.

## ACCESS SERVICE

### 15. Access Service Interfaces and Transmission Specifications

Section 15.1 contains Switched Access Service Options (which are comprised of Interface Groups, Supervisory Signaling, Entry Switch Receive Level and Local Transport Termination) and Transmission Specifications. Section 15.2 describes Special Access Service Network Channel (NC) codes and Network Channel Interface (NCI) codes. Section 15.3 contains Interface Group, Premises Interface Code and Standard Transmission Specifications applicable to Directory Access Service.

#### 15.1 Switched Access Service

Ten Interface Groups are provided for terminating the Local Transport Entrance Facility at the customer's designated premises. Each Interface Group provides a specified premises interface (e.g., two-wire, four-wire, DS1, etc.). Where transmission facilities permit, and at the option of the customer, the Entrance Facility may be provided with optional features as set forth in Section 15.1.1 following.

As a result of the customer's access order and the type of Telephone Company transport facilities serving the customer designated premises, the need for signaling conversions or two-wire to four-wire conversions, or the need to terminate digital or high frequency facilities in channel bank equipment may require that Telephone Company equipment be placed at the customer designated premises. For example, if a voice frequency interface is ordered by the customer and the Telephone Company facilities serving the customer designated premises are digital, then Telephone Company channel bank equipment must be placed at the customer designated premises in order to provide the voice frequency interface ordered by the customer.

##### 15.1.1 Local Transport Interface Groups

Interface Groups are combinations of technical parameters, which describe the Telephone Company handoff at the point of termination at the customer designated premises. The technical specifications concerning the available interface groups are set forth in Sections 15.1.1(A) through 15.1.1(D) following.

Interface Group 1 is provided with Type C Transmission Specifications, as set forth in Section 15.1.2(C) following, and Interface Groups 2 through 10 are provided with Type A or B Transmission Specifications, as set forth, respectively, in Section 15.1.2(E) and 15.1.2(F) following, depending on the Feature Group and whether the Access Service is routed directly or through an access tandem. All Interface Groups are provided with Data Transmission Parameters.

Only certain premises interfaces are available at the customer designated premises. The premises interfaces associated with the Interface Groups may vary among Feature Groups.

**ACCESS SERVICE****15. Access Service Interfaces and Transmission Specifications (Cont'd)****15.1 Switched Access Service (Cont'd)****15.1.1 Local Transport Interface Groups (Cont'd)****(A) Interface Group 1**

Interface Group 1, except as set forth in the following, provides two-wire voice frequency transmission at the point of termination at the customer designated premises. The interface is capable of transmission of voice and associated telephone signals within the frequency bandwidth of approximately 300 to 3000 Hz.

Interface Group 1 is not provided in association with FGC and FGD when the first point of switching is an access tandem. In addition, Interface Group 1 is not provided in association with FGB, FGC or FGD when the first point of switching provides only four-wire terminations.

The transmission path between the point of termination at the customer designated premises and the customer's serving wire center may be comprised of any form or configuration of plant capable of and typically used in the telecommunications industry for the transmission of voice and associated telephone signals within the frequency bandwidth of 300 to 3000 Hz.

The interface is provided with loop supervisory signaling. When the interface is associated with FGA, such signaling will be loop start or ground start signaling. When the interface is associated with FGB, FGC or FGD, such signaling, except for two-way calling, which is E&M signaling, will be reverse battery signaling.

**ACCESS SERVICE****15. Access Service Interfaces and Transmission Specifications (Cont'd)****15.1 Switched Access Service (Cont'd)****15.1.1 Local Transport Interface Groups (Cont'd)****(B) Interface Group 2**

Interface Group 2 provides four-wire voice frequency transmission at the point of termination at the customer designated premises. The interface is capable of transmission of voice and associated telephone signals within the frequency bandwidth of approximately 300 to 3000 Hz.

The transmission path between the point of termination at the customer designated premises and the customer's serving wire center may be comprised of any form or configuration of plant capable of and typically used in the telecommunications industry for the transmission of voice and associated telephone signals within the frequency bandwidth of approximately 300 to 3000 Hz.

The interface is provided with loop supervisory signaling. When the interface is associated with FGA, such signaling will be loop start or ground start signaling. When the interface is associated with FGB, FGC or FGD, such signaling, except for two-way calling, which is E&M signaling, will be reverse battery signaling.

**(C) Interface Groups 3 through 5**

Interface Groups 3 through 5 provide analog transmission at the point of termination at the customer designated premises. The various interfaces are capable of transmitting electrical signals at the frequencies illustrated following, with the capability to channelize voice frequency transmission paths. Certain frequencies within the bandwidth of the Interface Groups are reserved for Telephone Company use, e.g., pilot and carrier group alarm tones. Before the first point of switching, the Telephone Company will provide multiplex equipment to derive the transmission paths of frequency bandwidth of approximately 300 to 3000 Hz.



**ACCESS SERVICE**15. Access Service Interfaces and Transmission Specifications (Cont'd)15.1 Switched Access Service (Cont'd)15.1.1 Local Transport Interface Groups (Cont'd)(C) Interface Groups 3 through 5 (Cont'd)

The interfaces are provided with individual transmission path SF supervisory signaling.

<u>Interface Group Identification No.</u>	<u>Transmission Frequency Bandwidth</u>	<u>Analog Hierarchy Level</u>	<u>Maximum No. of Channelized Voice Freq. Trans. Paths</u>
3	60– 108 kHz	Group	12
4	312– 552 kHz	Supergroup	60
5	564–3084 kHz	Mastergroup	600

**ACCESS SERVICE****15. Access Service Interfaces and Transmission Specifications (Cont'd)****15.1 Switched Access Service (Cont'd)****15.1.1 Local Transport Interface Groups (Cont'd)****(D) Interface Groups 6 through 10**

Interface Groups 6 through 10 provide digital transmission at the point of termination at the customer designated premises. The various interfaces are capable of transmitting electrical signals at the nominal bit rates illustrated following, with the capability to channelize voice frequency transmission paths. Before the first point of switching, when analog switching utilizing analog terminations is provided, the Telephone Company will provide multiplex and channel bank equipment to derive transmission paths of a frequency bandwidth of approximately 300 to 3000 Hz. When digital switching or analog switching with digital carrier terminations is provided, the Telephone Company will provide, a DS1 signal(s) in D3/D4 format.

The interfaces are provided with individual transmission path bit stream supervisory signaling.

<u>Interface Group Identification No.</u>	<u>Nominal Bit Rate (Mbps)</u>	<u>Digital Hierarchy Level</u>	<u>Maximum No. of Channelized Voice Freq. Trans. Paths</u>
6	1.544	DS1	24
7	3.152	DS1C	48
8	6.312	DS2	96
9	44.736	DS3	672
10	274.176	DS4	4032

**(E) Local Transport Optional Features**

Where transmission facilities permit, the Telephone Company will, at the option of the customer, provide the following features in association with Local Transport. An Access Order Charge as specified in Section 17 following is applicable on a per order basis when nonchargeable optional features are added subsequent to the installation of service (with the exception of the addition of 64 Clear Channel Capability to an existing service).

**ACCESS SERVICE****15. Access Service Interfaces and Transmission Specifications (Cont'd)****15.1 Switched Access Service (Cont'd)****15.1.1 Local Transport Interface Groups (Cont'd)****(E) Local Transport Optional Features (Cont'd)**

When the 64 Clear Channel Capability optional feature is installed on an existing facility, the addition will be treated as a discontinuance and start of service and all associated nonrecurring charges will apply.

— Customer Specified Entry Switch Receive Level

Customer Specified Entry Switch Receive Level allows the customer to specify the receive transmission level at the first point of switching. The range of transmission levels, which may be specified is described in Technical Reference GR-334- CORE. This feature is available with Interface Groups 2 through 10 for Feature Groups A and B.

— Customer Specification of Local Transport Termination

Customer Specification of Local Transport Termination allows the customer to specify, for Feature Group B routed directly to an end office or access tandem, a four-wire termination of the Local Transport at the first point of switching in lieu of a Telephone Company selected two-wire termination. This option is available only when the Feature Group B arrangement is provided with Type B Transmission Specifications.

— Supervisory Signaling

Supervisory Signaling allows the customer to order an optional supervisory signaling arrangement for each transmission path provided where the transmission parameters permit, and where signaling conversion is required by the customer to meet its signaling capability.

**ACCESS SERVICE****15. Access Service Interfaces and Transmission Specifications (Cont'd)****15.1 Switched Access Service (Cont'd)****15.1.1 Local Transport Interface Groups (Cont'd)****(E) Local Transport Optional Features (Cont'd)****— 64 Clear Channel Capability**

64 Clear Channel Capability allows the customer to transport voice or data signals over a 64 Kbps channel with no constraints on the quantity or sequence of ones and zero bits. This option employs the Bipolar 8 Zero Suppression (B8ZS) technique to permit customers to use the full 64 Kpbs bandwidth of a DS0 channel. It is only available in suitably equipped electronic end offices as identified in NATIONAL EXCHANGE CARRIER ASSOCIATION, INC. TARIFF NO. 4. 64 Clear Channel Capability, as described in Technical Reference GR-334-CORE, is available with Interface Groups 6 and 9 for Feature Groups C and D with Signaling System 7 (SS7) signaling.

The Interface Groups, as described in Sections 15.1.1(A) through 15.1.1(D) preceding, represent industry standard arrangements. Where transmission parameters permit, the customer may select the following optional signaling arrangements in place of the signaling arrangements standardly associated with the Interface Groups.

**— For Interface Groups 1 and 2 associated with FGB, FGC or FGD**

DX Supervisory Signaling,  
E&M Type I Supervisory Signaling,  
E&M Type II Supervisory Signaling, or  
E&M Type III Supervisory Signaling

**— For Interface Group 2 associated with FGB, FGC or FGD and in addition to the preceding**

SF Supervisory Signaling, or Tandem Supervisory Signaling

**— For Interface Groups 3 through 5**

Optional Supervisory Signaling Not Available

**— For Interface Groups 6 through 10**

---

**ACCESS SERVICE**15. Access Service Interfaces and Transmission Specifications (Cont'd)15.1 Switched Access Service (Cont'd)15.1.1 Local Transport Interface Groups (Cont'd)(E) Local Transport Optional Features (Cont'd)

These Interface Groups may, at the option of the customer, be provided with individual transmission path SF supervisory signaling where such signaling is available in Telephone Company central offices. Generally such signaling is available only where the first point of switching provides an analog (i.e., non-digital) interface to the transport termination.

These optional Supervisory Signaling arrangements not available in combination with the SS7 optional feature as described in Section 6.8.2(C)(2) preceding.

Additionally, in Section 15.1.1(F) following, there is a matrix of available Premises Interface Codes as a function of Interface Group, Telephone Company Switch Supervisory Signaling and Feature Group.

(F) Available Premises Interface Codes

Following is a matrix showing premises interface codes, which are available for each Interface Group. Their availability is a function of the Telephone Company switch supervisory signaling and Feature Group. For explanations of these codes, see the Parameter Codes and Options as set forth in Section 15.2.2(A) following.

<u>Interface Group</u>	<u>Telephone Company Switch Supervisory Signaling</u>	<u>Premises Interface Code</u>	<u>Feature Group</u>			
			<u>A</u>	<u>B</u>	<u>C</u>	<u>D</u>
1	LO	2LS2	X			
	LO	2LS3	X			
	GO	2GS2	X			
	GO	2GS3	X			
	LO, GO	2DX3	X			
	LO, GO	4EA3-E	X			
	LO, GO	4EA3-M	X			
	LO, GO	6EB3-E	X			
	LO, GO	6EB3-M	X			
	RV, EA, EB, EC	2DX3		X	X	X
	RV, EA, EB, EC	4EA3-E		X	X	X
	RV, EA, EB, EC	4EA3-M		X	X	X
	RV, EA, EB, EC	6EB3-E		X	X	X
	RV, EA, EB, EC	6EB3-M		X	X	X

Issued: March 28, 2002

Effective March 29, 2002

**ACCESS SERVICE**15. Access Service Interfaces and Transmission Specifications (Cont'd)15.1 Switched Access Service (Cont'd)15.1.1 Local Transport Interface Groups (Cont'd)(F) Available Premises Interface Codes (Cont'd)

<u>Interface Group</u>	<u>Telephone Company Switch Supervisory Signaling</u>	<u>Premises Interface Code</u>	<u>Feature Group</u>			
			<u>A</u>	<u>B</u>	<u>C</u>	<u>D</u>
1 (Cont'd)	EA, EB, EC	6EC3			X	X
	RV	2RV3-O		X	X	X
	RV	2RV3-T		X	X	X
	SS7	2NO3			X	X
2	LO, GO	4SF2	X			
	LO, GO	4SF3	X			
	LO	4LS2	X			
	LO	4LS3	X			
	LO	6LS3	X			
	GO	4GS2	X			
	GO	4GS3	X			
	GO	6GS2	X			
	LO, GO	4DX2	X			
	LO, GO	4DX3	X			
	LO, GO	6EA2-E	X			
	LO, GO	6EA2-M	X			
	LO, GO	8EB2-E	X			
	LO, GO	8EB2-M	X			
	LO, GO	6EX2-B	X			
	RV, EA, EB, EC	4SF2		X	X	X
	RV, EA, EB, EC	4SF3		X		
	RV, EA, EB, EC	4DX2		X	X	X
	RV, EA, EB, EC	4DX3		X		
	RV, EA, EB, EC	6DX2			X	
	RV, EA, EB, EC	6EA2-E		X	X	X
	RV, EA, EB, EC	6EA2-M		X	X	X
	RV, EA, EB, EC	8EB2-E		X	X	X
	RV, EA, EB, EC	8EB2-M		X	X	X
	EA, EB, EC	8EC2-M			X	X
	RV	4RV2-O		X	X	X
	RV	4RV2-T		X	X	X
	RV	4RV3-O		X	X	X
	RV	4RV3-T		X	X	X
	SS7	4NO2			X	X

Issued: March 28, 2002

Effective March 29, 2002

**ACCESS SERVICE**15. Access Service Interfaces and Transmission Specifications (Cont'd)15.1 Switched Access Service (Cont'd)15.1.1 Local Transport Interface Groups (Cont'd)(F) Available Premises Interface Codes (Cont'd)

Interface Group	Telephone Company Switch Supervisory Signaling	Premises Interface Code	Feature Group			
			A	B	C	D
3	LO, GO	4AH5-B	X			
	RV, EA, EB, EC	4AH5-B		X	X	X
	SS7	4AH5-B			X	X
4	LO, GO	4AH6-C	X			
	RV, EA, EB, EC	4AH6-C		X	X	X
	SS7	4AH6-C			X	X
5	LO, GO	4AH6-D	X			
	RV, EA, EB, EC	4AH6-D		X	X	X
	SS7	4AH6-D			X	X
6	LO, GO	4DS9-15	X			
	LO, GO	4DS9-15L	X			
	RV, EA, EB, EC	4DS9-15		X	X	X
	RV, EA, EB, EC	4DS9-15L		X	X	X
	SS7	4DS9-15			X	X
7	LO, GO	4DS9-31	X			
	LO, GO	4DS9-31L	X			
	RV, EA, EB, EC	4DS9-31		X	X	X
	RV, EA, EB, EC	4DS9-31L		X	X	X
	SS7	4DS9-31			X	X
8	LO, GO	4DS0-63	X			
	LO, GO	4DS0-63L	X			
	RV, EA, EB, EC	4DS0-63		X	X	X
	RV, EA, EB, EC	4DS0-63L		X	X	X
	SS7	4DS0-63			X	X
9	LO, GO	4DS6-44	X			
	LO, GO	4DS6-44L	X			
	RV, EA, EB, EC	4DS6-44		X	X	X
	RV, EA, EB, EC	4DS6-44L		X	X	X
	SS7	4DS6-44			X	X

Issued: March 28, 2002

Effective March 29, 2002

**ACCESS SERVICE**15. Access Service Interfaces and Transmission Specifications (Cont'd)15.1 Switched Access Service (Cont'd)15.1.1 Local Transport Interface Groups (Cont'd)(F) Available Premises Interface Codes (Cont'd)

<u>Interface Group</u>	<u>Telephone Company Switch Supervisory Signaling</u>	<u>Premises Interface Code</u>	<u>Feature Group</u>			
			<u>A</u>	<u>B</u>	<u>C</u>	<u>D</u>
10	LO, GO	4DS6-27	X			
	LO, GO	4DS6-27L	X			
	RV, EA, EB, EC	4DS6-27		X	X	X
	RV, EA, EB, EC	4DS6-27L		X	X	X
	SS7	4DS6-27			X	X

15.1.2 Standard Transmission Specifications

Descriptions of the transmission specifications available with each Feature Group as a function of the Interface Group selected by the customer are set forth in Sections 15.1.2(A) through 15.1.2(D) following. Descriptions of each of these Standard Transmission Specifications and the two Data Transmission Parameters mentioned are set forth, respectively, in Sections 15.1.2(E) through 15.1.2(G) and Sections 15.1.3(A) and 15.1.3(B) following:

(A) Feature Group A

FGA is provided with either Type B or Type C Transmission Specifications. The specifications for the associated parameters are guaranteed to the first point of switching. Type C Transmission Specifications are provided with Interface Group 1 and Type B is provided with Interface Groups 2 through 10. Type DB Data Transmission Parameters are provided with FGA to the first point of switching.

(B) Feature Group B

FGB is provided with either Type B or Type C Transmission Specifications. The specifications for the associated parameters are guaranteed to the end office when routed directly or to the first point of switching when routed via an access tandem. Type C Transmission Specifications are provided with Interface Group 1 and Type B is provided with Interface Groups 2 through 10. Type DB Data Transmission Parameters are provided with FGB to the first point of switching.

---



**ACCESS SERVICE****15. Access Service Interfaces and Transmission Specifications (Cont'd)****15.1 Switched Access Service (Cont'd)****15.1.2 Standard Transmission Specifications (Cont'd)****(C) Feature Group C**

FGC is provided with either Type B or Type C Transmission Specifications as follows:

- When routed directly to the end office either Type B or Type C is provided.
- When routed to an access tandem only Type B is provided.
- Type B or Type C is provided on the transmission path from the access tandem to the end office.

Type C Transmission Specifications are provided with Interface Group 1 when routed directly to an end office. Type B is provided with Interface Groups 2 through 10, whether routed directly to an end office or to an access tandem.

Type DB Data Transmission Parameters are provided with FGC for the transmission path between the customer designated premises and the end office when directly routed to the end office, and between the customer designated premises and the access tandem and between the access tandem and the end office when routed via an access tandem.

**(D) Feature Group D**

FGD is provided with either Type A, Type B or Type C Transmission Specifications as follows:

- When routed to the end office either Type B or Type C is provided.
- When routed to an access tandem only Type A is provided.
- Type A is provided on the transmission path from the access tandem to the end office.

Type C Transmission Specifications are provided with Interface Group 1. Type A and Type B Transmission Specifications are provided with Interface Groups 2 through 10.

---

**ACCESS SERVICE**15. Access Service Interfaces and Transmission Specifications (Cont'd)15.1 Switched Access Service (Cont'd)15.1.2 Standard Transmission Specifications (Cont'd)(D) Feature Group D (Cont'd)

Type DB Data Transmission Parameters are provided with FGD for the transmission path between the customer designated premises and the end office when directly routed to the end office. Type DA Data Transmission Parameters are provided for the transmission path between the customer designated premises and the access tandem and between the access tandem and the end office when routed via an access tandem.

(E) Type A Transmission Specifications

Type A Transmission Specifications is provided with the following parameters:

(1) Loss Deviation

The maximum Loss Deviation of the 1004 Hz loss relative to the Expected Measured Loss (EML) is  $\pm 2.0$  dB.

(2) Attenuation Distortion

The maximum Attenuation Distortion in the 404 to 2804 Hz frequency band relative to the loss at 1004 Hz is  $-1.0$  dB to  $+3.0$  dB.

(3) C-Message Noise

The maximum C-Message Noise for the transmission path at the route miles listed is less than or equal to:

<u>Route Miles</u>	<u>C-Message Noise</u>
less than 50	32 dBrnCO
51 to 100	34 dBrnCO
101 to 200	37 dBrnCO
201 to 400	40 dBrnCO
401 to 1000	42 dBrnCO

(4) C-Notch Noise

The maximum C-Notch Noise, utilizing a  $-16$  dBmO holding tone, is less than or equal to 45 dBrnCO.

**ACCESS SERVICE**15. Access Service Interfaces and Transmission Specifications (Cont'd)15.1 Switched Access Service (Cont'd)15.1.2 Standard Transmission Specifications (Cont'd)(E) Type A Transmission Specifications (Cont'd)(5) Echo Control

Echo Control, identified as Equal Level Echo Path Loss, and expressed as Echo Return Loss and Singing Return Loss, is dependent on the routing, i.e., whether the service is routed directly from the customer's point of termination (POT) to the end office or via an access tandem. It is equal to or greater than the following:

	<u>Echo Return Loss</u>	<u>Singing Return Loss</u>
POT to Access Tandem	21 dB	14 dB
POT to End Office		
— Direct	N/A	N/A
— Via Access Tandem	16 dB	11 dB

(6) Standard Return Loss

Standard Return Loss expressed as Echo Return Loss and Singing Return Loss on two-wire ports of a four-wire point of termination shall be equal to or greater than:

<u>Echo Return Loss</u>	<u>Singing Return Loss</u>
5 dB	2.5 dB

**ACCESS SERVICE**15. Access Service Interfaces and Transmission Specifications (Cont'd)15.1 Switched Access Service (Cont'd)15.1.2 Standard Transmission Specifications (Cont'd)(F) Type B Transmission Specifications

Type B Transmission Specifications are provided with the following parameters:

(1) Loss Deviation

The maximum Loss Deviation of the 1004 Hz loss relative to the Expected Measured Loss (EML) is  $\pm 2.5$  dB.

(2) Attenuation Distortion

The maximum Attenuation Distortion in the 404 to 2804 Hz frequency band relative to loss at 1004 Hz is  $-2.0$  dB to  $+4.0$  dB.

(3) C-Message Noise

The maximum C-Message Noise for the transmission path at the route miles listed is less than or equal to:

<u>Route Miles</u>	<u>C-Message Noise*</u>	
	<u>Type B1</u>	<u>Type B2</u>
less than 50	32 dBrnCO	35 dBrnCO
51 to 100	33 dBrnCO	37 dBrnCO
101 to 200	35 dBrnCO	40 dBrnCO
201 to 400	37 dBrnCO	43 dBrnCO
401 to 1000	39 dBrnCO	45 dBrnCO

(4) C-Notch Noise

The maximum C-Notch Noise, utilizing a  $-16$  dBm0 holding tone is less than or equal to 47 dBrnCO.

---

\* For Feature Groups C and D only Type B2 will be provided. For Feature Groups A and B, Type B1 or B2 will be provided as set forth in Technical Reference GR-334-CORE.

**ACCESS SERVICE**15. Access Service Interfaces and Transmission Specifications (Cont'd)15.1 Switched Access Service (Cont'd)15.1.2 Standard Transmission Specifications (Cont'd)(F) Type B Transmission Specifications (Cont'd)(5) Echo Control

Echo Control, identified as Impedance Balance for FGA and FGB and Equal Level Echo Path Loss for FGC and FGD, and expressed as Echo Return Loss (ERL) and Singing Return Loss (SRL), is dependent on the routing, i.e., whether the service is routed directly from the customer's point of termination (POT) to the end office or via an access tandem. The ERL and SRL also differ by Feature Group, type of termination, and type of transmission path. They are greater than or equal to the following:

	<u>Echo Return Loss</u>	<u>Singing Return Loss</u>
POT to Access Tandem		
— Terminated in 4-Wire trunk	21 dB	14 dB
— Terminated in 2-Wire trunk	16 dB	11 dB
POT to End Office		
— Direct	16 dB	11 dB
— Via Access Tandem		
— For FGB access	8 dB	4 dB
— For FGC access		
(Effective 4-Wire transmission path at end office)	16 dB	11 dB
— For FGC access		
(Effective 2-Wire transmission path at end office)	13 dB	6 dB

**ACCESS SERVICE**15. Access Service Interfaces and Transmission Specifications (Cont'd)15.1 Switched Access Service (Cont'd)15.1.2 Standard Transmission Specifications (Cont'd)(F) Type B Transmission Specifications (Cont'd)(6) Standard Return Loss

Standard Return Loss, expressed as Echo Return Loss and Singing Return Loss, on two-wire ports of a four-wire point of termination shall be equal to or greater than:

Echo Return Loss

5 dB

Singing Return Loss

2.5 dB

(G) Type C Transmission Specifications

Type C Transmission Specifications are provided with the following parameters:

(1) Loss Deviation

The maximum Loss Deviation of the 1004 Hz loss relative to the Expected Measured Loss (EML) is  $\pm 3.0$  dB.

(2) Attenuation Distortion

The maximum Attenuation Distortion in the 404 to 2804 Hz frequency band relative to loss at 1004 Hz is  $-2.0$  dB to  $+5.5$  dB.

**ACCESS SERVICE**15. Access Service Interfaces and Transmission Specifications (Cont'd)15.1 Switched Access Service (Cont'd)15.1.2 Standard Transmission Specifications (Cont'd)(G) Type C Transmission Specifications (Cont'd)(3) C-Message Noise

The maximum C-Message Noise for the transmission path at the route miles listed is less than or equal to:

<u>Route Miles</u>	<u>C-Message Noise*</u>	
	<u>Type C1</u>	<u>Type C2</u>
less than 50	32 dBrnCO	38 dBrnCO
51 to 100	33 dBrnCO	39 dBrnCO
101 to 200	35 dBrnCO	41 dBrnCO
201 to 400	37 dBrnCO	43 dBrnCO
401 to 1000	39 dBrnCO	45 dBrnCO

(4) C-Notch Noise

The maximum C-Notch Noise, utilizing a -16 dBm0 holding tone is less than or equal to 47 dBrnCO.

(5) Echo Control

Echo Control, identified as Return Loss and expressed as Echo Return Loss and Singing Return Loss is dependent on the routing, i.e., whether the service is routed directly from the customer's point of termination (POT) to the end office or via an access tandem. It is equal to or greater than the following:

	<u>Echo Return Loss</u>	<u>Singing Return Loss</u>
POT to Access Tandem	13 dB	6 dB
POT to End Office		
— Direct	13 dB	6 dB
— Via Access Tandem (for FGB only)	8 dB	4 dB

\* For Feature Groups C and D only Type C2 will be provided. For Feature Groups A and B, Type C1 or C2 will be provided as set forth in Technical Reference GR-334-CORE.

**ACCESS SERVICE**15. Access Service Interfaces and Transmission Specifications (Cont'd)15.1 Switched Access Service (Cont'd)15.1.3 Data Transmission Parameters

Two types of Data Transmission Parameters, i.e., Type DA and Type DB, are provided for the Feature Group arrangements. Type DB is provided with Feature Groups A, B and C and also with Feature Group D when Feature Group D is directly routed to the end office. Type DA is only provided with Feature Group D and only when routed via an access tandem. Following are descriptions of each.

(A) Data Transmission Parameters Type DA(1) Signal to C-Notched Noise Ratio

The Signal to C-Notched Noise Ratio is equal to or greater than 33 dB.

(2) Envelope Delay Distortion

The maximum Envelope Delay Distortion for the frequency bands and route miles specified is:

604 to 2804 Hz

less than 50 route miles	500 microseconds
equal to or greater than 50 route miles	900 microseconds

1004 to 2404 Hz

less than 50 route miles	200 microseconds
equal to or greater than 50 route miles	400 microseconds

(3) Impulse Noise Counts

The Impulse Noise Counts exceeding a 65 dBnCO threshold in 15 minutes is no more than 15 counts.

(4) Intermodulation Distortion

The Second Order (R2) and Third Order (R3) Intermodulation Distortion products are equal to or greater than:

Second Order (R2)	33 dB
Third Order (R3)	37 dB



**ACCESS SERVICE**15. Access Service Interfaces and Transmission Specifications (Cont'd)15.1 Switched Access Service (Cont'd)15.1.3 Data Transmission Parameters (Cont'd)(A) Data Transmission Parameters Type DA (Cont'd)(5) Phase Jitter

The Phase Jitter over the 4-300 Hz frequency band is less than or equal to 5° peak-to-peak.

(6) Frequency Shift

The maximum Frequency Shift does not exceed -2 to +2 Hz.

(B) Data Transmission Parameters Type DB(1) Signal to C-Notched Noise Ratio

The Signal to C-Notched Noise Ratio is equal to or greater than 30 dB.

(2) Envelope Delay Distortion

The maximum Envelope Delay Distortion for the frequency bands and route miles specified is:

604 to 2804 Hz

less than 50 route miles	800 microseconds
equal to or greater than 50 route miles	1000 microseconds

1004 to 2404 Hz

less than 50 route miles	320 microseconds
equal to or greater than 50 route miles	500 microseconds

(3) Impulse Noise Counts

The Impulse Noise Counts exceeding a 67 dBmCO threshold in 15 minutes is no more than 15 counts.

**ACCESS SERVICE**15. Access Service Interfaces and Transmission Specifications (Cont'd)15.1 Switched Access Service (Cont'd)15.1.3 Data Transmission Parameters (Cont'd)(B) Data Transmission Parameters Type DB (Cont'd)(4) Intermodulation Distortion

The Second Order (R2) and Third Order (R3) Intermodulation Distortion products are equal to or greater than:

Second Order (R2)	31 dB
Third Order (R3)	34 dB

(5) Phase Jitter

The Phase Jitter over the 4-300 Hz frequency band is less than or equal to 7° peak-to-peak.

(6) Frequency Shift

The maximum Frequency Shift does not exceed -2 to +2 Hz.

## ACCESS SERVICE

### 15. Access Service Interfaces and Transmission Specifications (Cont'd)

#### 15.2 Special Access Service

This section explains and lists the codes that the customer must specify when ordering Special Access Service, Switched Access Entrance Facilities, and Voice Grade and High Capacity Direct Trunked Transport. These codes provide a standardized means to relate the services being ordered to Switched Access Service and Special Access Service offerings contained in Sections 6 and 7 preceding.

When ordering, the type of Special Access Service or Switched Access Entrance Facility or Direct Trunked Transport is described by two code sets, the Network Channel (NC) code and the Network Channel Interface (NCI) codes.

The Network Channel (NC) code consists of two elements. Element one is a Channel Service Code (character positions 1 and 2) that describes the channel service type in an abbreviated form. Element two is an Optional Feature Code (character positions 3 and 4) that identifies option codes available for each channel service code, such as C-conditioning or Improved Return Loss.

The Network Channel Interface (NCI) is used to identify interface specifications associated with a particular channel. This code describes the total wires, protocol, impedance, protocol options and transmission level point(s) reflecting physical and electrical characteristics between the Telephone Company and the customer.

On the following 3 pages are examples, which explain the specific characters of the codes and which reference matrices and charts used in developing the codes. Included in the matrices are Service Designator (SD) codes which are used to identify variations of service within service types (e.g., TG1 = Telegraph). The SD and NC codes are displayed as components of the matrices designated as Technical Specifications packages in Sections 15.2(A) through 15.2(G) following. Through the use of these matrices, SD codes may be converted to NC codes for service ordering purposes.

A chart is also provided in Section 15.2.2(A) following which contains information necessary to develop NCI codes.

Comprehensive lists of allowed Network Channel (NC) and Network Channel Interface (NCI) codes are contained in Telcordia Technologies Inc.'s NC/NCI Decoder. However, not all services contained in this Special Report may be offered by the Telephone Company at this time.

**ACCESS SERVICE****15. Access Service Interfaces and Transmission Specifications (Cont'd)****15.2 Special Access Service (Cont'd)**

Lastly, Section 15.2.2(C) following provides a list of compatible Network Channel Interfaces inasmuch as the Network Channel Interfaces associated with a given service need not always be the same, but all must be compatible.

Example No. 1: If the customer wishes to order a 4-wire voice grade circuit with 600 Ohms impedance, capable of data transmission, and with improved return loss, the customer might specify the following:

<u>NC</u>	<u>NCI</u>	<u>SECNCI</u>
LG-R	04DB2	04DA2-S

## NC Code:

LG = Voice Grade Channel Service, VG6  
 -R = Improved Return Loss

## NCI Code:

04 = Number of physical wires at CDP  
 DB = Data stream in VF frequency band at the customer  
       designated main terminal location  
 2 = 600 Ohms impedance

## SECNCI (Secondary NCI Code):

04 = Number of physical wires at CDP  
 DA = Data stream in VG frequency at the customer  
       designated secondary terminal location  
 2 = 600 Ohms impedance  
 S = Sealing current option for 4-wire transmission

In the above example the NCI (Network Channel Interface) code is the interface requested at the customer's POT (Point of Termination) and the SECNCI (Secondary Network Channel Interface) code represents the interface at the end office serving the End User.

**ACCESS SERVICE**15. Access Service Interfaces and Transmission Specifications (Cont'd)15.2 Special Access Service (Cont'd)

Example No. 2: If the customer wishes to order a FX circuit to a station, with 600 Ohms impedance, loop start signaling, which is 4-wire at the CDP and 2-wire at the end-user, the customer might specify:

<u>NC</u>	<u>NCI</u>	<u>SECNCI</u>
LC--	04LO2	02LS2

NC Code:

LC = Voice Grade Channel Service, VG2  
 -- = No Optional Features

NCI Code:

04 = Number of physical wires at CDP  
 LO = Loop start, loop signaling - open end  
 2 = 600 Ohms impedance

SECNCI (Secondary NCI Code):

02 = Number of physical wires at CDP  
 LS = Loop start signaling - closed end  
 2 = 600 Ohms impedance

Example No. 3: If the customer wishes to order a 1.544 Mbps Hi-cap facility with no channel options such as CO multiplexing, the customer might specify the following:

<u>NC</u>	<u>NCI</u>	<u>SECNCI</u>
HC--	04DS9-15	04DS9-15

NC Code:

HC = High Capacity Channel Service, DS1  
 -- = No Optional Features

NCI, SECNCI Code:

04 = Number of physical wires at CDP  
 DS = Digital hierarchy interface  
 9 = 100 Ohms impedance  
 15 = 1.544 Mbps (DS1) format

The preceding three examples use information contained in Telcordia Technologies Inc.'s NC/NCI Decoder.

**ACCESS SERVICE**15. Access Service Interfaces and Transmission Specifications (Cont'd)15.2 Special Access Service (Cont'd)15.2.1 Network Channel (NC) Codes

In order to determine the NC code appropriate for the service to be ordered, the type of Special Access Service the customer wishes must be identified. This identification is accomplished by a Service Designator (SD) code. The broad categories of Service Designator codes (e.g., VG, etc.) are set forth in Section 7 preceding. Variations within service type (e.g., VG1, etc.) are described in the various Technical Publications cited in Sections 15.2.1(A) and 15.2.1(B) following.

Having determined the specific service type to be ordered and its SD code, and having used the appropriate Technical Publication, the customer should match the SD code to the NC code using the following matrices. Once the NC code has been determined, the Network Channel Interface (NCI) code may be developed using the information set forth in Section 15.2.2 following and the guidelines concerning specific parameters available for each service type as set forth in the specified Technical Publication.

**ACCESS SERVICE**15. Access Service Interfaces and Transmission Specifications (Cont'd)15.2 Special Access Service (Cont'd)15.2.1 Network Channel (NC) Codes (Cont'd)(A) Technical Specifications Packages Voice Grade Service

SD Code NC Code	Package VG-													
	<u>C*</u>	<u>1</u>	<u>2</u>	<u>3</u>	<u>4</u>	<u>5</u>	<u>6</u>	<u>7</u>	<u>8</u>	<u>9</u>	<u>10</u>	<u>11</u>	<u>12</u>	<u>W</u>
	<u>LQ</u>	<u>LB</u>	<u>LC</u>	<u>LD</u>	<u>LE</u>	<u>LF</u>	<u>LG</u>	<u>LH</u>	<u>LJ</u>	<u>LK</u>	<u>LN</u>	<u>LP</u>	<u>LR</u>	<u>SE</u>
<u>Parameter</u>														
Attenuation														
Distortion	X	X	X	X	X	X	X	X	X	X	X	X	X	X
C-Message Noise	X	X	X	X	X	X	X	X	X	X	X	X	X	X
Echo Control	X	X	X	X		X		X	X			X	X	X
Envelope Delay														
Distortion	X						X	X	X	X	X	X	X	X
Frequency Shift	X						X	X	X	X	X	X	X	X
Impulse Noise	X					X	X	X	X	X	X	X	X	X
Intermodulation														
Distortion	X						X	X	X	X	X	X		X
Loss Deviation	X	X	X	X	X	X	X	X	X	X	X	X	X	X
Phase Hits, Gain														
Hits, and Dropouts	X													
Phase Jitter	X						X	X	X	X	X	X		X
Signal-to-C														
Message Noise					X									
Signal-to-C Notch														
Noise	X					X	X	X	X	X	X	X	X	X

The technical specifications for these parameters (except for dropouts, phase hits, and gain hits) are described in Technical References GR-334-CORE and TR-NWT-000335. The technical specifications for dropouts, phase hits, and gain hits are described in Technical Reference PUB 41004 (MDP-326-584), Table 4.

---

\* The desired parameters are selected by the customer from the list of available parameters.

Issued: March 28, 2002

Effective March 29, 2002

**ACCESS SERVICE**15. Access Service Interfaces and Transmission Specifications (Cont'd)15.2 Special Access Service (Cont'd)15.2.1 Network Channel (NC) Codes (Cont'd)(A) Technical Specifications Packages Voice Grade Service (Cont'd)

SD Code NC Code	Package VG-													
	<u>C*</u> <u>LQ</u>	<u>1</u> <u>LB</u>	<u>2</u> <u>LC</u>	<u>3</u> <u>LD</u>	<u>4</u> <u>LE</u>	<u>5</u> <u>LF</u>	<u>6</u> <u>LG</u>	<u>7</u> <u>LH</u>	<u>8</u> <u>LJ</u>	<u>9</u> <u>LK</u>	<u>10</u> <u>LN</u>	<u>11</u> <u>LP</u>	<u>12</u> <u>LR</u>	<u>W</u> <u>SE</u>
<u>Optional Features and Functions</u>														
Central Office Bridging Capability	X		X			X	X				X	X	X	
Central Office Multiplexing	X						X							
Conditioning:														
• C-Type	X					X	X	X	X	X	X			
• Improved Attenuation Distortion	X					X	X	X	X	X	X			
• Improved Envelope Delay Distortion	X						X	X	X	X	X	X	X	X
• Sealing Current	X						X							
• Data Capability	X						X	X			X			
• Telephoto Capability	X											X		
Customer Specified Premises Receive Level	X		X	X				X	X	X				
Improved Return Loss for Effective Four-Wire Transmission	X	X	X	X	X	X	X	X	X	X	X	X	X	X
for Effective Two-Wire Transmission	X		X	X				X						
Improved Two-Wire Voice Transmission														X
PPSN Interface Arrangement	X									X				
Selective Signaling Arrangement	X		X			X	X				X	X	X	
Signaling Capability	X	X	X	X				X	X	X				
Transfer Arrangement	X	X	X	X	X	X	X	X	X	X	X	X	X	X

\* The desired parameters are selected by the customer from the list of available parameters.

Issued: March 28, 2002

Effective March 29, 2002



**ACCESS SERVICE**15. Access Service Interfaces and Transmission Specifications (Cont'd)15.2 Special Access Service (Cont'd)15.2.1 Network Channel (NC) Codes (Cont'd)(B) Technical Specifications Packages High Capacity Service

SD Code NC Code	Package					
	<u>DS0</u> <u>HS</u>	<u>DS1</u> <u>HC</u>	<u>DS1C</u> <u>HD</u>	<u>DS2</u> <u>HE</u>	<u>DS3</u> <u>HF</u>	<u>DS4</u> <u>HG</u>
<u>Parameters</u>						
Error-Free Seconds		X				
<u>Optional Features and Functions</u>						
Automatic Loop Transfer		X				
Central Office Multiplexing:						
DS4 to DS1						X
DS3 to DS1					X	
DS2 to DS1				X		
DS1C to DS1			X			
DS1 to Voice		X				
DS1 to DS0		X				
DS0 to Subrate*	X					
Transfer Arrangement		X				
Clear Channel Capability		X				

A channel with technical specifications package DS1 will be capable of an error-free second performance of 98.75% over a continuous 24-hour period as measured at the 1.544 Mbps rate through a CSU equivalent, which is designed, manufactured, and maintained to conform with the specifications contained in Technical Reference GR-342-CORE.

---

\* Available only on a channel of 1.544 Mbps facility to a Telephone Company Hub.

Issued: March 28, 2002

Effective March 29, 2002

**ACCESS SERVICE**

15. Access Service Interfaces and Transmission Specifications (Cont'd)

15.2 Special Access Service (Cont'd)

15.2.2 Network Channel Interface (NCI) Codes

The electrical interface with the Telephone Company for Special Access Services is defined by an interface code. There are interface codes for both the customer designated premises and the point of termination. Three examples of NCI codes are found in Section 15.2 preceding.

**ACCESS SERVICE****15. Access Service Interfaces and Transmission Specifications (Cont'd)****15.2 Special Access Service (Cont'd)****15.2.2 Network Channel Interface (NCI) Codes (Cont'd)****(A) Parameter Codes and Options****Parameter**

<u>Code</u>	<u>Option</u>	<u>Definition</u>
AB	—	accepts 20 Hz ringing signal at customer's point of termination
AC	—	accepts 20 Hz ringing signal at customer's end user's point of termination
AH	—	analog high capacity interface
	— B	60 kHz to 108 kHz (12 channels)
	— C	312 kHz to 552 kHz (60 channels)
	— D	564 kHz to 3084 kHz (600 channels)
CT	—	Centrex Tie Trunk Termination
CS	—	digital hierarchy interface at Digital Cross Connect System (DCS)
	— 15	1.544 Mbps (DS1) ANSI Extended Superframe (ESF) Format and B8ZS Clear Channel Capability
	— 15A	1.544 Mbps (DS1) Superframe (SF) format
	— 15B	1.544 Mbps (DS1) Superframe (SF) format and B8ZS Clear Channel Capability
	— 15K	1.544 Mbps (DS1) Extended Superframe (ESF)
DA	—	data stream in VF frequency band at customer's end user's point of termination
DB	—	data stream in VF frequency band at customer's point of termination
	— 10	VF for TG1 and TG2
	— 43	VF for 43 Telegraph Carrier type signals, TG1 and TG2
DC	—	direct current or voltage
	— 1	monitoring interface with series RC combination (McCulloch format)
	— 2	Telephone Company energized alarm channel
	— 3	Metallic facilities (DC continuity) for direct current/low frequency control signals or slow speed data (30 baud)
DD	—	DATAPHONE Select-A-Station (and TABS) interface at customer's point of termination
DE	—	DATAPHONE Select-A-Station (and TABS) interface at the customer's end user's point of termination

Issued: March 28, 2002

Effective March 29, 2002

**ACCESS SERVICE**15. Access Service Interfaces and Transmission Specifications (Cont'd)15.2 Special Access Service (Cont'd)15.2.2 Network Channel Interface (NCI) Codes (Cont'd)(A) Parameter Codes and Options (Cont'd)Parameter (Cont'd)

<u>Code</u>	<u>Option</u>	<u>Definition</u>
DS	—	digital hierarchy interface
	— 15	1.544 Mbps (DS1) format per GR-342-CORE plus D4
	— 15E	8-bit PCM encoded in one 64 kbps of the DS1 signal
	— 15F	8-bit PCM encoded in two 64 kbps of the DS1 signal
	— 15G	8-bit PCM encoded in three 64 kbps of the DS1 signal
	— 15H	14/11-bit PCM encoded in six 64 kbps of the DS1 signal
	— 15J	1.544 Mbps format per GR-342-CORE
	— 15K	1.544 Mbps format per GR-342-CORE plus extended framing format
	— 15L	1.544 Mbps (DS1) with SF signaling
	— 27	274.176 Mbps (DS4)
	— 27L	274.176 Mbps (DS4) with SF signaling
	— 31	3.152 Mbps (DS1C)
	— 31L	3.152 Mbps (DS1C) with SF signaling
	— 44	44.736 Mbps (DS3)
	— 44L	44.736 Mbps (DS3) with SF signaling
	— 63	6.312 Mbps (DS2)
	— 63L	6.312 Mbps (DS2) with SF signaling
DU	—	digital access interface
	— 24	2.4 kbps
	— 48	4.8 kbps
	— 19	19.2 kbps
	— 56	56.0 kbps
	— 96	9.6 kbps
	— 64	64.0 kbps
	— A	1.544 Mbps format per GR-342-CORE
	— B	1.544 Mbps format per GR-342-CORE plus D4
	— C	1.544 Mbps format per GR-342-CORE plus extended framing format
	— 1KN	1.544 Mbps ANSI Extended Superframe (ESF) Format without line power
	— 1SN	1.544 Mbps ANSI Extended Superframe (ESF) Format with B8ZS Clear Channel Capability and without line power
	— AN	1.544 Mbps free-framing format without line power (only avail. to U.S. Govt. agencies)
	— BN	1.544 Mbps Superframe (SF) Format without line power
	— DN	1.544 Mbps Superframe (SF) Format with B8ZS Clear Channel Capability without line power

Issued: March 28, 2002

Effective March 29, 2002

**ACCESS SERVICE**15. Access Service Interfaces and Transmission Specifications (Cont'd)15.2 Special Access Service (Cont'd)15.2.2 Network Channel Interface (NCI) Codes (Cont'd)(A) Parameter Codes and Options (Cont'd)Parameter (Cont'd)

<u>Code</u>	<u>Option</u>	<u>Definition</u>
DX	—	duplex signaling interface at customer's point of termination
DY	—	duplex signaling interface at customer's end user's point of termination
EA	— E	Type I E&M Lead Signaling. Customer at POT or customer's end user at POT originates on E Lead.
EA	— M	Type I E&M Lead Signaling. Customer at POT or customer's end user at POT originates on M Lead.
EB	— E	Type II E&M Lead Signaling. Customer at POT or customer's end user at POT originates on E Lead.
	— M	Type II E&M Lead Signaling. Customer at POT or customer's end user at POT originates on M Lead.
EC	—	Type III E&M signaling at customer POT
EX	— A	tandem channel unit signaling for loop start or ground start and customer supplies open end (dial tone, etc.) functions.
EX	— B	tandem channel unit signaling for loop start or ground start and customer supplies closed end (dial pulsing, etc.) functions.
FC	—	Fiber Optic Interface
	— B	OC3, OC3c
	— D	OC12
GO	—	ground start loop signaling - open end function by customer or customer's end user
GS	—	ground start loop signaling - closed end function by customer or customer's end user
IA	—	E.I.A. (25 pin RS-232)
LA	—	end user loop start loop signaling — Type A OPS registered port open end
LB	—	end user loop start loop signaling — Type B OPS registered port open end
LC	—	end user loop start loop signaling — Type C OPS registered port open end
LO	—	loop start loop signaling — open end function by customer or customer's end user
LR	—	20 Hz automatic ringdown interface at customer with Telephone Company provided PLAR
LS	—	loop start loop signaling — closed end function by customer or customer's end user

Issued: March 28, 2002

Effective March 29, 2002

**ACCESS SERVICE****15. Access Service Interfaces and Transmission Specifications (Cont'd)****15.2 Special Access Service (Cont'd)****15.2.2 Network Channel Interface (NCI) Codes (Cont'd)****(A) Parameter Codes and Options (Cont'd)****Parameter (Cont'd)**

<u>Code</u>	<u>Option</u>	<u>Definition</u>
NO	—	no signaling interface, transmission only
PG	—	program transmission - no dc signaling
	— 1	nominal frequency from 50 to 15000 Hz
	— 3	nominal frequency from 200 to 3500 Hz
	— 5	nominal frequency from 100 to 5000 Hz
	— 8	nominal frequency from 50 to 8000 Hz
PR	—	protective relaying*
RV	— 0	reverse battery signaling, one way operation, originate by customer
	— T	reverse battery signaling, one way operation, terminate function by customer or customer's end user
SF	—	single frequency signaling with VF band at either customer POT or customer's end user POT
SO	—	SONET Optical
	— AB	Long Range Multilongitudinal Mode (LR1-MLM) Bidirectional Ring
	— AU	LR1-MLM Unidirectional Ring
	— BB	Long Range Single Longitudinal Mode (LR1-SLM) Bidirectional Ring
	— BU	LR1-SLM Unidirectional Ring
	— CB	Intermediate Range Multilongitudinal Mode (IR1-MLM) Bidirectional Ring
	— CU	IR1-MLM Unidirectional Ring
	— DB	Intermediate Range Single Longitudinal Mode (IR1-SLM) Bidirectional Ring
	— DU	IR1-SLM Unidirectional Ring
	— EB	Short Range Multilongitudinal Mode Light Emitting Diode (SR-MLM/LED) Bidirectional Ring
	— EU	SR-MLM/LED Unidirectional Ring
	— FB	Short Range Multilongitudinal Mode (SR-MLM) Bidirectional Ring
	— FU	SR-MLM Unidirectional Ring

---

\* Available only for the transmission of audio tone protective relaying signals used in the protection of electric power systems during fault conditions.

Issued: March 28, 2002

Effective March 29, 2002

**ACCESS SERVICE**15. Access Service Interfaces and Transmission Specifications (Cont'd)15.2 Special Access Service (Cont'd)15.2.2 Network Channel Interface (NCI) Codes (Cont'd)(A) Parameter Codes and Options (Cont'd)Parameter (Cont'd)

<u>Code</u>	<u>Option</u>	<u>Definition</u>
ST	—	Synchronous Transmission Signal (STS)
	— A	STS1
TF	—	telephotograph interface
TT	—	telegraph/teletypewriter interface at either customer POT or customer's end user POT
	— 2	20.0 milliamperes
	— 3	3.0 milliamperes
	— 6	62.5 milliamperes
TV	—	television interface
	— 1	combined (diplexed) video and one audio signal
	— 2	combined (diplexed) video and two audio signals
	— 5	video plus one (or two) audio 5 kHz signal(s) or one (or two) two wire
	— 15	video plus one (or two) audio 15 kHz signal(s)

**ACCESS SERVICE**15. Access Service Interfaces and Transmission Specifications (Cont'd)15.2 Special Access Service (Cont'd)15.2.2 Network Channel Interface (NCI) Codes (Cont'd)(B) Impedance

The nominal reference impedance with which the channel will be terminated for the purpose of evaluating transmission performance:

<u>Value (ohms)</u>	<u>Code(s)</u>
110	0
150	1
600	2
900	3*
135	5
75	6
124	7
Variable	8
100	9
Fiber	F
Radio	R

---

\* For those interface codes with a 4-wire transmission path at the customer designated POT, rather than a standard 900-ohm impedance the code (3) denotes a customer provided transmission equipment termination. Such terminations were provided to customers in accordance with the F.C.C. Docket No. 20099 Settlement Agreement.



**ACCESS SERVICE**15. Access Service Interfaces and Transmission Specifications (Cont'd)15.2 Special Access Service (Cont'd)15.2.2 Network Channel Interface (NCI) Codes (Cont'd)(C) Compatible Network Channel Interfaces(1) Voice Grade

<u>Compatible CIs</u>		<u>Compatible CIs</u>		<u>Compatible CIs</u>	
2AB2	2AC2	2DB2	2DA2	2LR2	2LR2
2AB3	2AC2	2DB3	2DA2	2LR3	2LR2
2CT3	2DY2	2DX3	2LA2	2LS	2GS
	4DS8		2LB2		2LS
	4DX2		2LC2		4GS
	4DX3		2LO3		4LS
	4DY2		2LS2		
	4EA2-E		2LS3	2LS2	2LA2
	4EA2-M				2LB2
	4SF2	2GO2	2GS2		2LC2
	4SF3		2GS3		
	6DX2			2LS3	2LA2
	6DY2	2GO3	2GS2		2LB2
	6DY3		2GS3		2LC2
	6EA2-E				
	6EA2-M	2GS	2GS	2NO2	2DA2
	6EB2-E		2LS		2NO2
	6EB2-M		4GS		
	6EB3-E		4LS	2NO3	2NO2
	8EB2-E				2PR2
	8EB2-M	2L02	2LS2		
	8EC2		2LS3	2TF3	2TF2
	9DY2				
	9DY3	2L03	2LS2		
	9EA2		2LS3		
	9EA3				

Issued: March 28, 2002

Effective March 29, 2002

**ACCESS SERVICE**15. Access Service Interfaces and Transmission Specifications (Cont'd)15.2 Special Access Service (Cont'd)15.2.2 Network Channel Interface (NCI) Codes (Cont'd)(C) Compatible Network Channel Interfaces (Cont'd)(1) Voice Grade (Cont'd)

<u>Compatible CIs</u>		<u>Compatible CIs</u>		<u>Compatible CIs</u>	
4AB2	2AC2 4AB2 4AC2 4SF2				
4AB3	2AC2 4AC2 4SF2				
4AC2	2AC2 4AC2				
		4DS8-	2AC2 2DA2 2DY2 2GO2 2GO3	4DS8-	4DG2 4LR2 4LS2 4NO2 4PR2
4DA2	4DA2			2GS2	4RV2-T
4DB2	2DA2 2NO2 2PR2 4DA2 4DB2 4NO2 4PR2 6DA2		2GS3 2LA2 2LB2 2LC2 2LO2 2LO3 2LR2 2LS2 2LS3		4SF2 4SF3 4TF2 6DA2 6DY2 6DY3 6EA2-E 6EA2-M 6EB2-E 6EB2-M
4DD3	2DE2 4DE2		2NO2 2PR2 2RV2-T 2TF2 4AC2 4DA2 4DE2 4DX2 4DX3 4DY2 4EA2-E 4EA2-M		6GS2 6LS2 8EB2-E 8EB2-M 9DY2 9DY3 9EA2 9EA3

Issued: March 28, 2002

Effective March 29, 2002

**ACCESS SERVICE**15. Access Service Interfaces and Transmission Specifications (Cont'd)15.2 Special Access Service (Cont'd)15.2.2 Network Channel Interface (NCI) Codes (Cont'd)(C) Compatible Network Channel Interfaces (Cont'd)(1) Voice Grade (Cont'd)

<u>Compatible CIs</u>		<u>Compatible CIs</u>		<u>Compatible CIs</u>	
4DX2	2DY2	4DX2	8EB2-E	4DX3	6DY2
	2LA2		8EB2-M		6DY3
	2LB2		9DY2		6EA2-
E					
	2LC2		9DY3		6EA2-
M					
	2LO3		9EA2		6EB2-
E					
	2LS2		9EA3		6EB2-
M					
	2LS3				6LS2
	2RV2-T	4DX3	2DY2		8EB2-
E					
	4DX2		2LA2		8EB2-
M					
	4DY2		2LB2		9DY2
	4EA2-E		2LC2		9DY3
	4EA2-M		2LO3		9EA2
	4LS2		2LS2		9EA3
	4RV2-T		2LS3		
	4SF2		2RV2-T	4DY2	2DY2
	4SF3		4DX2		4DY2
	6DY2		4DX3		
	6DY3		4DY2		
	6EA2-E		4EA2-E		
	6EA2-M		4EA2-M		
	6EB2-E		4LS2		
	6EB2-M		4RV2-T		
	6LS2		4SF2		
			4SF3		

**ACCESS SERVICE**15. Access Service Interfaces and Transmission Specifications (Cont'd)15.2 Special Access Service (Cont'd)15.2.2 Network Channel Interface (NCI) Codes (Cont'd)(C) Compatible Network Channel Interfaces (Cont'd)(1) Voice Grade (Cont'd)

<u>Compatible CIs</u>		<u>Compatible CIs</u>		<u>Compatible CIs</u>	
4EA2-E	2DY2	4EA3-E	2DY2	4GO2	2GO2
	4DY2		4DY2		2GO3
	4EA2-E		4EA2-E		2GS2
	4EA2-M		4EA2-M		2GS3
	4SF2		4SF2		4GS2
	6DY2		6DY2		4SF2
	6DY3		6DY3		6GS2
	6EB2-E		6EA2-E	4GO3	2GO2
	6EB2-M		6EA2-M		
	8EB2-E		6EB2-E		
	8EB2-M		6EB2-M		
	9DY2		8EB2-E		
	9DY3		8EB2-M		
	9DY2		6GS2		
4EA2-M	2DY2		9DY3	4GS	2GS
	4DY2		9EA2		
	4EA2-M		9EA3		
	4SF2				
	6DY2				
	6DY3				
	6EB2-E			4GS	2GS
	6EB2-M				
	8EB2-E				
	8EB2-M				
	9DY2				
	9DY3				

**ACCESS SERVICE**15. Access Service Interfaces and Transmission Specifications (Cont'd)15.2 Special Access Service (Cont'd)15.2.2 Network Channel Interface (NCI) Codes (Cont'd)(C) Compatible Network Channel Interfaces (Cont'd)(1) Voice Grade (Cont'd)

<u>Compatible CIs</u>		<u>Compatible CIs</u>		<u>Compatible CIs</u>	
4LO2	2LS2	4LS3	2LA2	4SF2	2LO3
	2LS3		2LB2		2LR2
	4LS2		2LC2		2LS2
	4SF2		2LO2		2LS3
	6LS2		2LO3		2RV2-T
4LO3	2LS2	4NO2	4SF2		4AC2
	2LS3		2DA2		4DY2
	4LS2		2DE2		4LS2
	4SF2		2NO2		4RV2-T
	6LS2		4DA2		4SF2
4LR2	2LR2	4RV2-0	4DE2		6DY2
	4LR2		4NO2		6DY3
	4SF2		6DA2		6GS2
4LR3	2LR2		2RV2-T 4RV2-T 4SF2	4SF3	9DY2
	4LR2				9DY3
	4SF2				2DY2
4LS	2GS	4SF2	2AC2		2GO3
	2LS		2DY2		2GS2
	4GS		2GS2		2GS3
	4LS		2GS3		2LA2
			2LA2		2LB2
4LS2	2LA2	4SF2	2LB2		2LC2
	2LB2		2LC2		2LO3
	2LC2				2LR2
	2LO2				
	2LO3				

**ACCESS SERVICE**15. Access Service Interfaces and Transmission Specifications (Cont'd)15.2 Special Access Service (Cont'd)15.2.2 Network Channel Interface (NCI) Codes (Cont'd)(C) Compatible Network Channel Interfaces (Cont'd)(1) Voice Grade (Cont'd)

<u>Compatible CIs</u>		<u>Compatible CIs</u>		<u>Compatible CIs</u>	
4SF3	2LS2	6DA	4DA2	6DY3	2DY2
	2LS3		6DA2		4DY2
	2RV2-T	6DX2	2DY2	6EA2-E	6DY2
	4DY2				6DY3
	4EA2-E				2AC2
	4EA2-M				
	4GS2				
	4LR2				
	4LS2				
	4RV2-T				
	4SF2				
	4SF3				
	6DY2				
	6DY3				
	6EB2-E				
	6EB2-M				
	6GS2				
	6LS2				
	9DY2				
	9DY3				
	9EA2				
	9EA3				
4TF2	2TF2 4TF2	6DY2	2DY2		4SF3
			4DY2		6DY2
			6DY2		6DY3
					6EA2-E
					6EA2-M

**ACCESS SERVICE**15. Access Service Interfaces and Transmission Specifications (Cont'd)15.2 Special Access Service (Cont'd)15.2.2 Network Channel Interface (NCI) Codes (Cont'd)(C) Compatible Network Channel Interfaces (Cont'd)(1) Voice Grade (Cont'd)

Compatible CIs		Compatible CIs		Compatible CIs	
6EA2-E	6EB2-E	6EA2-M	6DY2	6EB3-E	2DY2
	6EB2-M		6DY3		4DY2
	6LS2		6EA2-M		4EA2-E
	8EB2-E		6EB2-E		4EA2-M
	8EB2-M		6EB2-M		4SF2
	9DY2		6LS2		6DY2
	9DY3		8EB2-E		6DY3
			8EB2-M		6EA2-E
6EA2-M	2AC2	6EB2-E	9DY2	6EX2-A	6EA2-M
	2DY2		9DY3		8EB2-E
	2LA2				8EB2-M
	2LB2		2DY2		9DY2
	2LC2		4DY2		9DY3
	2LO3		4SF2		9EA2
	2LS2		6DY2		9EA3
	2LS3		6DY3		
	2RV2-T	6EB2-E			
	4AC2	6EB2-M	2GS2		
	4DY2	9DY2	2GS3		
	4EA2-E	9DY3	2LS2		
	4EA2-M		2LS3		
	4LS2	6EB2-M	4GS2		
	4RV2-T		2DY2	4LS2	
	4SF2		4DY2	4SF2	
	4SF3		4SF2	6GS2	
			6DY2	6LS2	
			6DY3		
			6EB2-M		
			9DY2		
		9DY3			

**ACCESS SERVICE**15. Access Service Interfaces and Transmission Specifications (Cont'd)15.2 Special Access Service (Cont'd)15.2.2 Network Channel Interface (NCI) Codes (Cont'd)(C) Compatible Network Channel Interfaces (Cont'd)(1) Voice Grade (Cont'd)

<u>Compatible CIs</u>		<u>Compatible CIs</u>		<u>Compatible CIs</u>	
6EX2-B	2GO3	8EB2-E	2AC2	8EB2-M	2AC2
	2LA2		2DY2		2DY2
	2LB2		2LA2		2LA2
	2LC2		2LB2		2LB2
	2LO2		2LC2		2LC2
	2LO3		2LO3		2LO3
	2LR2		2LS2		2LS2
	4LR2		2LS3		2LS3
	4SF2		2RV2-T		2RV2-T
6GO2			4AC2		4AC2
	2GO2		4DY2		4DY2
	2GS2		4LS2		4LS2
	2GS3		4RV2-T		4RV2-T
	4GS2		4SF2		4SF2
	4SF2		4SF3		4SF3
	6GS2		6DY2		6DY2
6LO2			6DY3		6DY3
	2LS2		6EB2-E		6EB2-E
	2LS3		6EB2-M		6EB2-M
	4LS2		6LS2		6LS2
	4SF2		8EB2-E		8EB2-M
6LS2	6LS2		8EB2-M		9DY2
			9DY2		9DY3
	2LA2		9DY3		
	2LB2				
	2LC2				
	2LO2				
	2LO3				
	4SF2				



**ACCESS SERVICE**15. Access Service Interfaces and Transmission Specifications (Cont'd)15.2 Special Access Service (Cont'd)15.2.2 Network Channel Interface (NCI) Codes (Cont'd)(C) Compatible Network Channel Interfaces (Cont'd)(1) Voice Grade (Cont'd)

<u>Compatible CIs</u>		<u>Compatible CIs</u>		<u>Compatible CIs</u>					
8EC2	2DY2	9DY2	2DY2	9EA3	2DY2				
	4DY2		4DY2		4DY2				
	4EA2-E		6DY2		4EA2-E				
	4EA2-M		6DY3		4EA2-M				
	4SF2		9DY2		6DY2				
	6DY2	9DY3	2DY2		6DY3				
	6DY3				6EA2-E				
	6EA2-E				4DY2	6EA2-M			
	6EA2-M				6DY2	6EB2-E			
	6EB2-E				6DY3	6EB2-M			
	6EB2-M				9DY2	8EB2-E			
	8EB2-E				9DY3	8EB2-M			
	8EB2-M	9EA2	2DY2		9DY2				
	9DY2				9DY3				
	9DY3				9EA3				
	9EA2								
	9EA3								

**ACCESS SERVICE**15. Access Service Interfaces and Transmission Specifications (Cont'd)15.2 Special Access Service (Cont'd)15.2.2 Network Channel Interface (NCI) Codes (Cont'd)(C) Compatible Network Channel Interfaces (Cont'd)(2) High Capacity

<u>Compatible CIs</u>		<u>Compatible CIs</u>	
4DS0-63	4DS0-63 4DU8-A,B or C 6DU8-A,B or C	4DS8-15J	4DU8-A 6DU8-A
4DS6-27	4DS6-27 4DU8-A,B or C 6DU8-A,B or C	4DS8-15K	4DU8-B 4DU8-C 6DU8-B 6DU8-C
4DS6-44	4DS6-44 4DU8-A,B or C 6DU8-A,B or C	4DS8-31	4DS8-31 4DU8-A,B or C 6DU8-A,B or C
4DS8-15	4DS8-15* 4DU8-B 6DU8-8	4DU8-A,B or C	4DU8-A,B or C

---

\* Available only as a cross connect of two individual channels of 1.544 Mbps facilities at a Telephone Company hub.

**ACCESS SERVICE****15. Access Service Interfaces and Transmission Specifications (Cont'd)****15.3 Directory Access Service****15.3.1 Interface Group and Premise Interface Codes**

When Directory Access Service is combined with Feature Group B, C or D Switched Access Service, the Premises Interface Code for the combination will be the available Premises Interface Code provided for the Feature Group B, C or D Switched Access Service ordered by the customer. Premises Interface Codes are described in Section 15.1.1(G) preceding.

When Directory Access Service is provided as a separate trunk group (not in combination with Switched Access Service) Interface Groups 2 through 10 as set forth in Section 15.1.1 preceding are available. Only the following Premises Interface Codes are available when Directory Access Service is provided as a separate trunk group:

4DS9-15	6EA2-E	4RV2-0
4DS9-31	6EA2-M	4AH5-B
4DS0-63	4SF3	4AH6-C
4DS6-44		4AH6-D
4DS6-27		

**ACCESS SERVICE**15. Access Service Interfaces and Transmission Specifications (Cont'd)15.3 Directory Access Service15.3.2 Standard Transmission Specifications

Following is a matrix illustrating the transmission specifications available with Directory Access Service. Descriptions of the Standard Transmission Specifications, Type A and B, are set forth, respectively, in Sections 15.1.2(E) and 15.1.2(F) preceding.

<u>Directory Access Service Provided in Combination with Switched Access Service</u>	<u>Transmission Specifications</u>	
	<u>Type A</u>	<u>Type B</u>
— Feature Group B (Interface Groups 2 through 10)		X
— Feature Group C		X
— Feature Group D	X	
<u>Directory Access Service Not Combined with Switched Access Service</u>		
— Routed Direct to DA location (Interface Groups 2 through 10)		X
— Routed via an access tandem (Interface Groups 2 through 10)	X	

## ACCESS SERVICE

### 16. Public Packet Data Network

Public Packet Data Networks utilize separate data networks, comprised of switching and transmission facilities. The networks provide for the transfer of data provided by a customer in a frame format. The data is separated into discrete segments for transmission through the public packet data network.

#### 16.1 Frame Relay Access Service

##### 16.1.1 General

###### (A) General

Frame Relay Access Service (FRAS) is a medium-speed, connection-oriented packet-switched data service that allows for the interconnection of Local Area Networks (LANs) or other compatible customer premises equipment for the purpose of connecting to an interstate frame relay network. FRAS also allows for the interconnection of a customer designated premises to a DSL Access Service Connection Point as described in Section 8, preceding. The terminal equipment accumulates the customer data and puts it into a frame relay format suitable for transmission over the FRAS network. This terminal equipment must conform to American National Standards Institute and Telecommunication Standardization Bureau of the International Telecommunication Union (ITU-T), formerly Committee Consultative de International Telegraphique et Telephonique (CCITT), standards.

FRAS permits customers to share network bandwidth for data transmissions. Rates and charges for FRAS are set forth in Section 17 following. The application of rates for FRAS is described in Section 16.1.2 following. In addition to the regulations and charges specified in this section, the general regulations and charges specified in other sections of this tariff apply as appropriate.

###### (B) Service Description

FRAS is a transport service that facilitates the exchange of variable length information units (frames) between customer connections. Frames travel a fixed path through the network with an address that specifies the permanent virtual connection. Addresses are read by the network processor and the frames are relayed to the preassigned destination.

FRAS service includes: the Frame Relay Access Connection, the Frame Relay Inter-network Connection, and Permanent Virtual Connections (PVC), which have associated Committed Information Rates (CIRs).

**ACCESS SERVICE****16. Public Packet Data Network (Cont'd)****16.1 Frame Relay Access Service (Cont'd)****16.1.1 General (Cont'd)****(B) Service Description (Cont'd)**

The Frame Relay Access Connection and the Frame Relay Inter-network Connection elements provide access to a Telephone Company wire center equipped with a frame relay switch. A generic view of FRAS access is shown in Section 16.1.2(A) following. Frame Relay Access Service connections are available from the wire centers as identified in NATIONAL EXCHANGE CARRIER ASSOCIATION, INC. TARIFF F.C.C. NO. 4.

The Frame Relay Access Connection combines a frame relay compatible 56.0 kbps, 64.0 kbps, 1.544 Mbps or 44.736 Mbps digital transport facility with a port on a frame relay switch. The Frame Relay Access Connection includes the Telephone Company facility between the customer designated premises and the customer's serving wire center, the interoffice transport (if applicable) between the customer's serving wire center and a wire center equipped with a frame relay switch, and the end user port. The end user port is a user-to-network interface, which provides the lineside physical entry point into the Telephone Company frame relay network and permits FRAS compatible end user customer premises equipment (CPE) to originate or terminate an interstate access service. Connections between end user customer premises equipment and the Telephone Company frame relay switch are available at speeds of 56.0 kbps, 64.0 kbps, 1.544 Mbps or 44.736 Mbps. Each end user port requires the identification of a corresponding terminating port. All end user ports must be in conformance with American National Standards Institute (ANSI) standards T1.606-1990, T1.606 Addendum 1-1991, T1.606a-1992, T1.617, Annex D-1992.

**ACCESS SERVICE**16. Public Packet Data Network (Cont'd)16.1 Frame Relay Access Service (Cont'd)16.1.1 General (Cont'd)(B) Service Description (Cont'd)

The Frame Relay Inter-network Connection combines a frame relay compatible 1.544 Mbps or 44.736 Mbps digital transport facility with a port on a frame relay switch. The Frame Relay Inter-network Connection includes the Telephone Company facility between the customer-designated premises and the customer's serving wire center, the interoffice transport (if applicable) between the customer's serving wire center and a wire center equipped with a frame relay switch, and the inter-network customer port. The inter-network customer port is a network-to-network interface, which provides the trunkside physical entry point into the Telephone Company frame relay network. The inter-network customer port connects the Telephone Company frame relay switch and the access customer's network. The inter-network customer port is offered at speeds of 1.544 Mbps or 44.736 Mbps. All inter-network customer ports must be in conformance with Telcordia Technologies, Inc. Technical Reference TR-TSV-001370, Issued: May 1993.

The Telephone Company will provide the logical circuits required within its frame relay network to connect the ports or to connect a port with a DSL Access Service Connection Point. These logical circuits, or Permanent Virtual Connections (PVC), are software defined, end-to end, bi-directional communications paths that are established and disestablished via the access service order process. While no physical circuits are dedicated, the two network addresses (one from each port) are connected electronically to form a PVC.

There are two types of PVCs available. The standard PVC establishes a communications path between two ports or between a port and a DSL Access Service Connection Point within the same Telephone Company frame relay network. The extended PVC establishes a communications path between two ports or between a port and a DSL Access Service Connection Point on two interconnected Telephone Company frame relay networks. A generic view of interconnected FRAS is shown in Section 16.1.2(A) following.

At the time service is ordered the number of PVCs will be identified along with their Committed Information Rates. CIR is the bit rate at which the FRAS network commits to transfer data. Committed Information Rates provide for ~~frame relay switch throughput at designated speeds [see Section 16.1.2(A)(3) following]~~. This information is required for network routing purposes.

Issued: March 28, 2002

Effective: March 29, 2002

**ACCESS SERVICE****16. Public Packet Data Network (Cont'd)****16.1 Frame Relay Access Service (Cont'd)****16.1.1 General (Cont'd)****(C) Service Provided by More than One Telephone Company**

When the transport facility between the customer-designated premises and a wire center equipped with a frame relay switch is provided by more than one Telephone Company, the Telephone Companies involved will provide a Special Access Service facility as set forth in Section 7 preceding, and in accordance with Sections 2.4.7 and 5.3 preceding.

Jointly-Provided FRAS service includes: the End User Port, the Inter-network Customer Port, and Permanent Virtual Connections (PVC) which have associated Committed Information Rates (CIRs). A Special Access Service facility is used to connect to the frame relay switch.

Connections are provided via Channel Termination(s) and Channel Mileage (*see* Section 7 Special Access Digital Data and High Capacity Services preceding). All regulations, rates and charges as specified in Section 7 will apply in addition to the rates and charges associated with FRAS. A generic view of jointly-provided FRAS is shown in Section 16.1.2(A) following.

The Telephone Company that provides the frame relay switch will bill an End User Port charge for the end user port connection and/or an Inter-network Customer Port charge for the inter-network customer port connection.

The Special Access Service, End User Port and/or Inter-network Customer Port charge(s) will apply in lieu of the Frame Relay Access Connection or Frame Relay Inter-network Connection.

**(D) Ordering Options and Conditions**

Frame Relay Access Service is ordered under the Access Order provisions set forth in Section 5 preceding. Also included in that section are other charges, which may be associated with ordering FRAS (e.g., Service Date Change Charges, Cancellation Charges, etc.)

A minimum of two FRAS connections are required for data to be transported between customer designated premises.



**ACCESS SERVICE****16. Public Packet Data Network (Cont'd)****16.1 Frame Relay Access Service (Cont'd)****16.1.1 General (Cont'd)****(E) Acceptance Testing**

At no additional charge, the Telephone Company will, at the customer's request, cooperatively test at the time of installation.

**16.1.2 Rate Regulations**

This section contains the specific regulations governing the rates and charges that apply for Frame Relay Access Service.

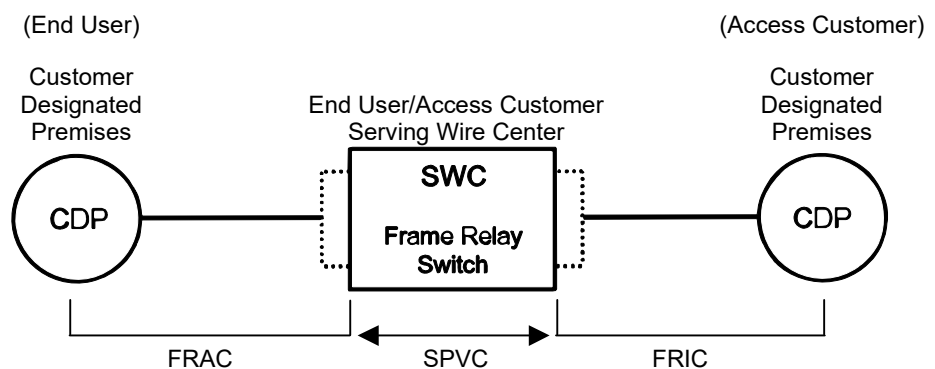
Frame Relay Access Service is available at the wire centers as identified in NATIONAL EXCHANGE CARRIER ASSOCIATION, INC. TARIFF F.C.C. NO. 4. In the case of Interconnected Frame Relay Access Service, NATIONAL EXCHANGE CARRIER ASSOCIATION, INC. TARIFF F.C.C. NO. 4 also identifies the intermediate and super intermediate wire centers.

**(A) Rate Categories**

The following diagrams depict a generic view of the components of Frame Relay Access Service and the manner in which the components are combined to provide FRAS, Interconnected FRAS, and Jointly-Provided FRAS.

**Frame Relay Access Service**

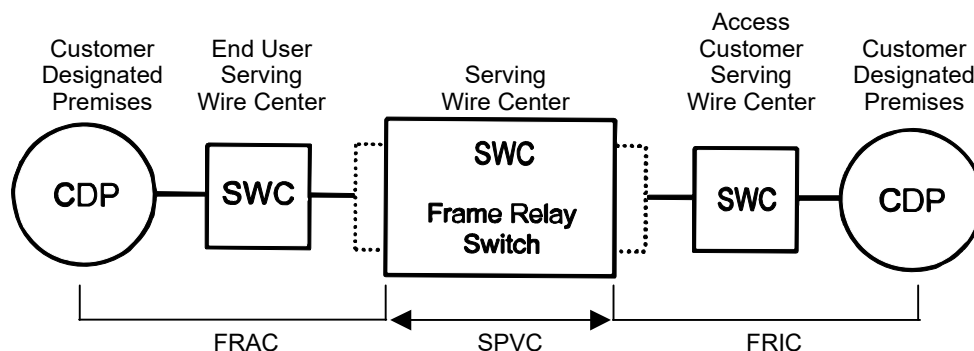
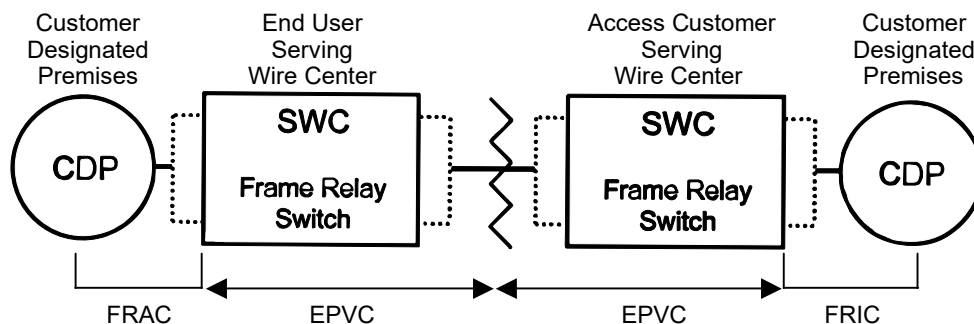
**Customer's Serving Wire Center is equipped with a frame relay switch**

**RATE ELEMENTS**

- FRAC = Frame Relay Access Connection
- SPVC = Standard Permanent Virtual Connection
- FRIC = Frame Relay Inter-network Connection

Issued: March 28, 2002

Effective: March 29, 2002

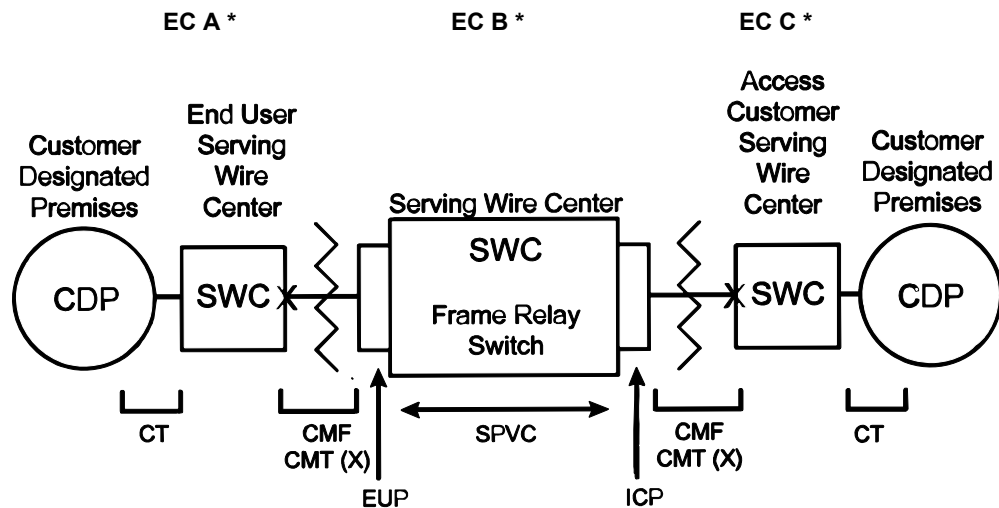
**ACCESS SERVICE**16. Public Packet Data Network (Cont'd)16.1 Frame Relay Access Service (Cont'd)16.1.2 Rate Regulations (Cont'd)(A) Rate Categories (Cont'd)**Frame Relay Access Service****Customer's Serving Wire Center is not equipped with a frame relay switch****Interconnected Frame Relay Access Service****EC A \*****EC B \*****RATE ELEMENTS**

- FRAC = Frame Relay Access Connection
- SPVC = Standard Permanent Virtual Connection
- FRIC = Frame Relay Inter-network Connection

\* If EC A or EC B is a non-NECA company, the application of their charges will depend upon EC A or EC B's access tariff.

Issued: March 28, 2002

Effective: March 29, 2002

**ACCESS SERVICE**16. Public Packet Data Network (Cont'd)16.1 Frame Relay Access Service (Cont'd)16.1.2 Rate Regulations (Cont'd)(A) Rate Categories (Cont'd)**Jointly-Provided Frame Relay Access Service****RATE ELEMENTS****(Special Access Service)**

- EC "A"**
- CT = Channel Termination
  - CMT = Channel Mileage Termination
  - CMF = Channel Mileage Facility

- EC "B"**
- CMF = Channel Mileage Facility
  - CMF = Channel Mileage Facility

- EC "C"**
- CT = Channel Termination
  - CMT = Channel Mileage Termination
  - CMF = Channel Mileage Facility

**(Frame Relay Access Service)**

- EUP = End User Port
- SPVC = Standard Permanent Virtual Connection
- ICP = Inter-network Customer Port

\* If EC A, EC B or EC C is a non-NECA company, the application of their charges will depend upon EC A, EC B or EC C's access tariff.

Issued: March 28, 2002

Effective: March 29, 2002

**ACCESS SERVICE**16. Public Packet Data Network (Cont'd)16.1 Frame Relay Access Service (Cont'd)16.1.2 Rate Regulations (Cont'd)(A) Rate Categories (Cont'd)(1) Frame Relay Access Connection

The Frame Relay Access Connection (FRAC) rate element recovers the costs associated with the communication path between the end user's premises and the Telephone Company wire center equipped with a frame relay switch. The FRAC includes the physical transmission facility between the customer designated premises and the customer's serving wire center, the interoffice transport (if applicable) between the customer's serving wire center and a wire center equipped with a frame relay switch, and the end user port on the Telephone Company's frame relay switch.

One FRAC charge applies per customer-designated premises at which the FRAS connection is terminated. This applies even if the customer designated premises and the frame relay switch are collocated in a Telephone Company building.

(2) Frame Relay Inter-network Connection

The Frame Relay Inter-network Connection (FRIC) rate element recovers the costs associated with the communication path between the access customer's premises and the Telephone Company wire center equipped with a frame relay switch. The FRIC includes the physical transmission facility between the customer designated premises and the customer's serving wire center, the interoffice transport (if applicable) between the customer's serving wire center and a wire center equipped with a frame relay switch, and the inter-network customer port on the Telephone Company's frame relay switch.

One FRIC charge applies per customer-designated premises at which the FRAS connection is terminated. This applies even if the customer designated premises and the frame relay switch are collocated in a Telephone Company building.

**ACCESS SERVICE**16. Public Packet Data Network (Cont'd)16.1 Frame Relay Access Service (Cont'd)16.1.2 Rate Regulations (Cont'd)(A) Rate Categories (Cont'd)(3) End User Port

An End User Port charge is applied as a discrete rate element in conjunction with jointly provided Special Access Service. Refer to Sections 7.9 and 7.10 preceding for additional applicable rates and charges. The End User Port is the physical location in the Telephone Company switching office where the transport facility of the customer connects to the FRAS Network. It specifies how a frame relay switch sends and receives data from a frame relay end user customer's LAN or other compatible CPE devices.

The End User Port consists of either a 56.0 kbps, 64.0 kbps, 1.544 Mbps or 44.736 Mbps interface. The port connecting the transport facility to the Telephone Company frame relay switch must be ordered and provided at the same speed as the associated transport facility.

(4) Inter-network Customer Port

An Inter-network Customer Port Charge is applied as a discrete rate element in conjunction with jointly provided Special Access Service. Refer to Section 7.10 preceding for additional applicable rates and charges.

The Inter-network Customer Port is the physical location in the Telephone Company switching office where the access customer's transport facility connects to the Telephone Company's FRAS network. It specifies how a frame relay switch sends and receives data from a frame relay access customer's network.

The Inter-network Customer Port is offered at speeds of 1.544 Mbps or 44.736 Mbps. The port connecting the transport facility to the Telephone Company frame relay switch must be ordered and provided at the same speed as the associated transport facility.

**ACCESS SERVICE**16. Public Packet Data Network (Cont'd)16.1 Frame Relay Access Service (Cont'd)16.1.2 Rate Regulations (Cont'd)(A) Rate Categories (Cont'd)(5) Permanent Virtual Connection (PVC)

A PVC is a software defined communications path between two port connections or between a port connection and a DSL Access Service Connection Point.

Each PVC is provisioned with a customer selected Committed Information Rate. The CIR is a transmission speed specified by the customer. CIRs range from 8 kbps to 768 kbps. The Telephone Company will provide switch capacity to permit the customer to transmit information with guaranteed delivery at the specified CIR. The Telephone Company will permit customers to attempt to transmit at speeds up to two times the CIR with no guarantee of completion. Attempted transmissions at above two times the CIR will not be permitted.

Customers will be permitted to order multiple PVCs on a given port subject to switch limitations. Customers anticipating non-simultaneous transmission may order CIRs assigned to these multiple PVCs, the sum of which may theoretically exceed the actual throughput of the port. However, when simultaneous transmission of multiple PVCs occurs, the total of the transmission rate (CIRs) may not exceed the actual throughput of the port.

There are two types of PVCs available. The standard PVC establishes a communications path between two ports or between a port and a DSL Access Service Connection Point within the same Telephone Company frame relay network. The extended PVC establishes a communications path between two ports or between a port and a DSL Access Service Connection Point on two interconnected Telephone Company frame relay networks.

**ACCESS SERVICE**16. Public Packet Data Network (Cont'd)16.1 Frame Relay Access Service (Cont'd)16.1.2 Rate Regulations (Cont'd)(B) Types of Rates and Charges

There are two types of rates and charges. They are monthly rates and nonrecurring charges. The rates and charges are described as follows:

(1) Monthly Rates

Monthly rates are recurring rates that apply each month or fraction thereof that a FRAS is provided. For billing purposes, each month is considered to have 30 days.

(2) Nonrecurring Charges

Nonrecurring charges are one-time charges that apply for specific work activity (i.e., installation or change to an existing service). The types of nonrecurring charges that apply for FRAS are: installation of service and service rearrangements. These charges are in addition to the Access Order Charge as specified in Section 17 following:

(a) Installation of Service

Nonrecurring charges apply for the installation of Frame Relay Access Connections (FRAC), Frame Relay Inter-network Connections (FRIC), and Permanent Virtual Connections (PVC).

A nonrecurring charge applies per FRAC or FRIC installed and is based on the speed of the connection. A nonrecurring charge applies per PVC installed.

**ACCESS SERVICE**16. Public Packet Data Network (Cont'd)16.1 Frame Relay Access Service (Cont'd)16.1.2 Rate Regulations (Cont'd)(B) Types of Rates and Charges (Cont'd)(2) Nonrecurring Charges (Cont'd)(b) Service Rearrangements

Service Rearrangements are changes to existing (installed) services.

A PVC Rearrangement Charge will be applied whenever a change is made to the CIR of an existing PVC after initial port installation and/or a change is made to the terminating port destination of the PVC.

Administrative changes will be made without charge(s) to the customer. Administrative changes are as follows:

- Change of customer name,
- Change of customer or customer's end user premises address when the change of address is not a result of physical relocation of equipment,
- Change in billing data (name, address, or contact name or telephone number),
- Change of agency authorization,
- Change of customer circuit identification,
- Change of billing account number,
- Change of customer or customer's end user contact name or telephone number, and
- Change of jurisdiction.

(c) Moves

A move involves a change in the physical location of one of the following:

- The Point of Termination at the customer's premises
- The customer's premises



**ACCESS SERVICE**16. Public Packet Data Network (Cont'd)16.1 Frame Relay Access Service (Cont'd)16.1.2 Rate Regulations (Cont'd)(B) Types of Rates and Charges (Cont'd)(2) Nonrecurring Charges (Cont'd)(c) Moves (Cont'd)

The charges for the move are dependent on whether the move is to a new location within the same building or to a different building.

(i) Moves Within the Same Building

When the move is to a new location within the same building, the charge for the move will be an amount equal to one half of the nonrecurring (i.e., installation) charge for the service termination affected. There will be no change in the minimum period requirements. This charge is in addition to the Access Order Charge as specified in Section 17 following.

(ii) Moves To a Different Building

Moves to a different building will be treated as a discontinuance and start of service and all associated nonrecurring charges will apply. New minimum period requirements will be established for the new services. The customer will also remain responsible for satisfying all outstanding minimum period charges for the discontinued service.

(C) Minimum Period

The minimum period for FRAS is one month and the full monthly rate will apply to the first month. Adjustments for quantities of services established or discontinued in any billing period beyond the minimum period are as set forth in Section 2.4.1(F) preceding.

The minimum period for discounted FRAS is twelve months as set forth in Sections 2.4.2 and 5.5.1 preceding.

**ACCESS SERVICE****16. Public Packet Data Network (Cont'd)****16.1 Frame Relay Access Service (Cont'd)****16.1.3 Optional Rate Plans**

A Term Discount plan is available for Frame Relay Access Service (FRAS). The Term Discount applies to the Frame Relay Access Connection and Frame Relay Inter-network Connection charges. The End User Port and Inter-network Customer Port charges are eligible for term discounts where the associated Special Access Service facility is eligible for a Special Access Service Term Discount. The conditions under which End User Port and Inter-network Customer Port Term Discounts apply are specified in Section 7.2.8(A)(1) preceding while the Term Discount percentage is as set forth in Section 17 following. The Permanent Virtual Connections (PVC) are not eligible for a Term Discount. Under the Term Discount plan, the current monthly rates for eligible services are reduced by a fixed percentage. The amount of the discount percentage differs based on the length of the service commitment period selected by the customer. The Term Discount percentages for FRAS are as set forth in Section 17 following.

Discounts for the Term Discount plan are only applied to FRAS provided to a customer within the same state and LATA by the same Telephone Company.

The Term Discount Optional Rate Plan is only available from those Telephone Companies listed in Section 17 following.

The minimum service period on a month-to-month basis is one month. Under an Optional Rate Plan, the minimum service period is twelve months.

**(A) Term Discounts**

FRAS may be ordered at the customer's option on a month-to-month basis or for Term Discount periods of 36 months (3 years) or 60 months (5 years).

The minimum service period for all Term Discount plans is twelve months. The customer must specify the length of the service commitment period at the time the service is ordered.

For customers that subscribe to the Term Discount plan for 36 or 60 months, the Term Discount percentage as set forth in Section 17 following will be frozen from Company initiated decreases for the entire discount period at the percent in effect at the beginning of the Term Discount period.

**ACCESS SERVICE**16. Public Packet Data Network (Cont'd)16.1 Frame Relay Access Service (Cont'd)16.1.3 Optional Rate Plans(A) Term Discounts (Cont'd)

If a Term Discount Percentage increase occurs during the term of an existing Term Discount plan, the increased percentage will be applied automatically to the remainder of the current Term Discount period.

At the end of the Term Discount period, the customer may convert to month-to-month service or subscribe to a new Term Discount plan. If the customer does not make a choice by the end of the discount period, the rates will automatically convert to month-to-month service rates.

To be included in a Term Discount plan, all eligible FRAS rate elements must be ordered for the same commitment term (i.e., all 36 months or all 60 months) and with the same service date. When additional capacity is subsequently added, it will be available only on a month-to-month basis unless the discount period of the entire service is upgraded.

Eligible FRAS rate elements are those provided to a customer within the same state and LATA by the same Telephone Company. As long as the number of FRAS connections included in a Term Discount plan remains constant, customer requests to install and disconnect FRAS connections, including changes affecting different wire centers and/or customer designated premises, will not change the current Term Discount period or the minimum service period, and Discontinuance of Service charges as set forth in Section 16.1.3(A)(3) following will not apply.

(1) Upgrades in Term Discounts

Services provided under month-to-month rates or Term Discount rates may be upgraded to a Term Discount plan at any time without incurring FRAS nonrecurring charges or discontinuance charges for existing services. The new Term Discount plan must meet or exceed the service term of the plan being upgraded. For example, a service with a 36-month commitment period may be upgraded to a new 36-month or 60-month service period. The monthly rates will be those that are in effect at the time the service is upgraded. A new minimum service period applies to all FRAS that is upgraded.

**ACCESS SERVICE**16. Public Packet Data Network (Cont'd)16.1 Frame Relay Access Service (Cont'd)16.1.3 Optional Rate Plans(A) Term Discounts (Cont'd)(2) Upgrades in Capacity

If the customer chooses to upgrade a service under the Term Discount plan to a higher capacity (e.g., from 56.0 kbps to 64.0 kbps or from 56.0 kbps or 64.0 kbps to 1.544 Mbps), discontinuance charges will not apply, provided all the following conditions are met:

- the customer's order for the disconnect of the existing service and the installation of the new service are received at the same time and specifically reference the application of upgrade in capacity,
- the customer's disconnect order for the existing service must reference the service installation order,
- the new service has a total capacity greater than the total capacity of the service being discontinued and,
- the new Term Discount period meets or exceeds the Term Discount period being discontinued.

A new minimum service period applies to all upgrades. A Frame Relay Access Connection nonrecurring charge for an equivalent capacity of the existing services being upgraded to the higher speed service will not be assessed. FRAC nonrecurring charges will not apply to the upgraded lower speed services placed on the higher speed service if requested at the same time as the upgrade request. Nonrecurring charges will apply for capacity that exceeds the existing equivalent capacity.

Discontinuance charges will not apply should the customer choose to upgrade either a portion of or the entire FRAS under the Term Discount plan and move the service to a new customer location(s) within the same state and LATA where service is provided by the same Telephone Company.

**ACCESS SERVICE**16. Public Packet Data Network (Cont'd)16.1 Frame Relay Access Service (Cont'd)16.1.3 Optional Rate Plans(A) Term Discounts (Cont'd)(3) Discontinuance of Service

If the customer chooses to disconnect all or a portion of the service prior to the expiration of the Term Discount period, discontinuance charges will apply to the portion of the service being discontinued.

Should the customer choose to discontinue a Term Discount plan prior to the completion of the minimum service period, discontinuance charges will apply. Discontinuance charges equal to one hundred percent of the total undiscounted monthly rates, less any amounts previously paid, will apply for the minimum service period. Additionally, discontinuance charges of fifteen percent of the total undiscounted monthly charges will apply to the remaining portion of the discount service term.

Should the customer choose to discontinue service ordered under a Term Discount plan after the minimum service period but before the completion of the discount period, discontinuance charges will apply.

Discontinuance charges of fifteen percent of the total undiscounted monthly charges will apply to the remaining portion of the discount period. For example, a customer has a 1.544 Mbps Frame Relay Access Connection, which it chooses to discontinue after 33 months into a 60-month service term. The discontinuance charge would be 0.15 times 27 months times the undiscounted monthly rates for that service.

**ACCESS SERVICE**16. Public Packet Data Network (Cont'd)

(N)

16.2 Ethernet Transport Service16.2.1 General

Ethernet Transport Service (ETS) is a high speed data transport service that provides end-to-end transmission using Ethernet packet technology at transport speeds ranging from 5 Mbps to 1 Gbps, where available. ETS is ideal for transport of broadband multimedia traffic (i.e., voice, data and video) using variable length Ethernet packets with the ability to interconnect multiple locations using the Telephone Company's ETS network. Ethernet packets generated by Ethernet-compatible customer premises equipment (CPE) are transmitted using available capacity on shared transmission paths through the Telephone Company's ETS network to a pre-specified destination. The ETS customer may use ETS to:

- (1) interconnect customer designated premises (CDPs) served by the Telephone Company's ETS network,
- (2) interconnect with its local area network (LAN) to the Telephone Company's ETS network and /or
- (3) interconnect its CDPs to an Ethernet network located outside of the Telephone Company's serving territory.

16.2.2 Service Description

ETS is provided using a combination of ETS Channel Terminations (ETS CTs), ETS Ports, ETS Ethernet Virtual Connections (ETS EVCs), ETS Extended Ethernet Virtual Connections (ETS E-EVCs) and ETS Interconnected Ethernet Virtual Connections (ETS I-EVCs). As described below, ETS may be used in conjunction with Special Access High Capacity DS3 and Synchronous Optical Channel Services OC3 and OC12 Services as specified in Section 7, preceding, and with DSL Access Services as specified in Section 8, preceding.

(N)

Transmittal No. 114

Issued: July 25, 2013

Effective: August 9, 2013

**ACCESS SERVICE**16. Public Packet Data Network (Cont'd)

(N)

16.2 Ethernet Transport Service (Cont'd)16.2.2 Service Description (Cont'd)

An ETS Port is required to provide the interface into the Telephone Company's ETS network. ETS EVCs establish a shared transmission path between any two ETS Ports on the Telephone Company's ETS network. ETS E-EVCs may be ordered to connect the Telephone Company's ETS network to an adjacent telephone company's Ethernet network. ETS I-EVCs may be ordered to connect the Telephone Company's ETS network to a non-adjacent telephone company's Ethernet network as described in Section 16.2.4 (A) (5), below.

The transmission quality of ETS is not guaranteed and is offered to ETS customers at a best effort level. The Telephone Company will attempt to deliver all Ethernet packets received; however, network congestion may result in a loss of Ethernet packets. Transmission speeds using copper facilities may be affected by distance from the Telephone Company central office and other technical limitations in the Telephone Company's copper network and are also not guaranteed.

Service is provided, where available, between CDPs and designated Telephone Company Serving Wire Centers (SWCs). ETS will be furnished where suitable facilities exist as determined by the Telephone Company. The Telephone Company will identify its ETS-equipped Serving Wire Centers (SWCs) in the NATIONAL EXCHANGE CARRIER ASSOCIATION, INC. Tariff F.C.C. No.4.

Rates and charges for ETS are specified in Section 17, following. The application of rates and charges for ETS is described later in the section.

(N)

Transmittal No. 114

Issued: July 25, 2013

Effective: August 9, 2013

## ACCESS SERVICE

### 16. Public Packet Data Network (Cont'd)

(N)

#### 16.2 Ethernet Transport Service (Cont'd)

##### 16.2.3 Obligations of the Customer

In addition to the regulations described in other sections of this tariff, the following provisions apply to ETS:

- (A) The ETS customer is responsible for providing the Telephone Company with the necessary information to provision ETS as specified in Section 5.2 Ordering Requirements, preceding.
- (B) The ETS Customer is responsible for providing and maintaining all required CPE, which is compatible with ETS and complies with the standards specified in Technical Reference IEEE Standard 802.3-2005, Part 3, Sections 1 through 5.

(N)

Transmittal No. 114

Issued: July 25, 2013

Effective: August 9, 2013

Vice President — Tariff and Regulatory Matters  
326 South 2nd Street, Emmaus, Pennsylvania 18049

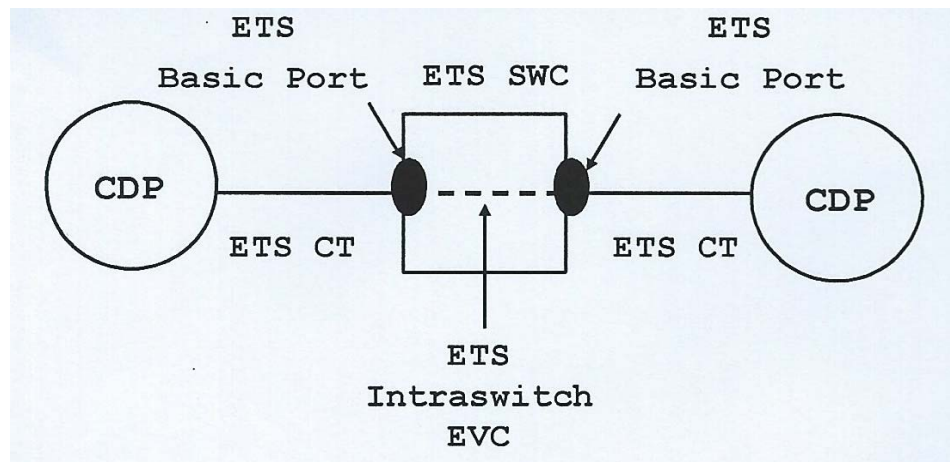


**ACCESS SERVICE**16. Public Packet Data Network (Cont'd)16.2 Ethernet Transport Service (Cont'd)16.2.4 Rate Regulations

This section contains the regulations governing the rates and charges that apply for ETS. Regulations governing the rates and charges for Special Access and DSL Access Services provided under the tariff used in conjunction with ETS are as specified in Sections 7 and 8, preceding.

The following diagrams depict generic views of the elements of ETS. In the first figure, the ETS customer's CDPs are served by a single ETS SWC. ETS EVCs ordered between two ETS Ports in the same SWC are classified as ETS intra switch EVCs. The ETS customer orders the applicable ETS elements from the Telephone Company pursuant to the provisions specified in this section.

Figure 1



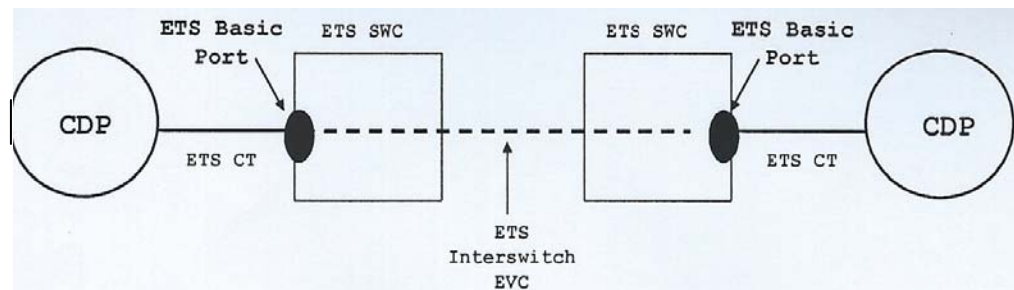
**ACCESS SERVICE**16. Public Packet Data Network (Cont'd)

(N)

16.2 Ethernet Transport Service (Cont'd)16.2.4 Rate Regulations (Cont'd)

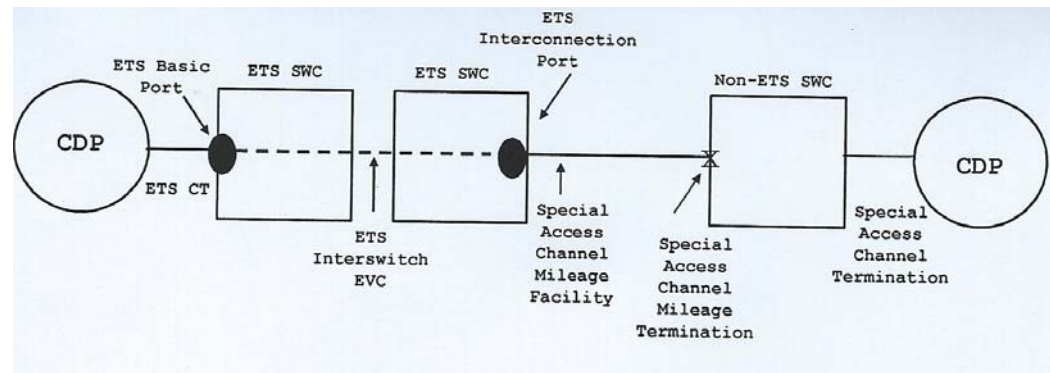
In the second figure, the ETS customer's CDPs are served by different ETS SWCs. ETS EVCs ordered between two ETS Ports in different SWCs are classified as ETS Interswitch EVCs. The ETS customer orders the applicable ETS elements from the Telephone Company pursuant to the provisions specified in this section.

Figure 2



In the third figure, one of the ETS customer's CDPs is served by a non-ETS SWC. The ETS customer orders the applicable ETS elements from the Telephone Company pursuant to the provisions specified in this section and the applicable Special Access facilities pursuant to the provision specified in Section 7, preceding.

Figure 3

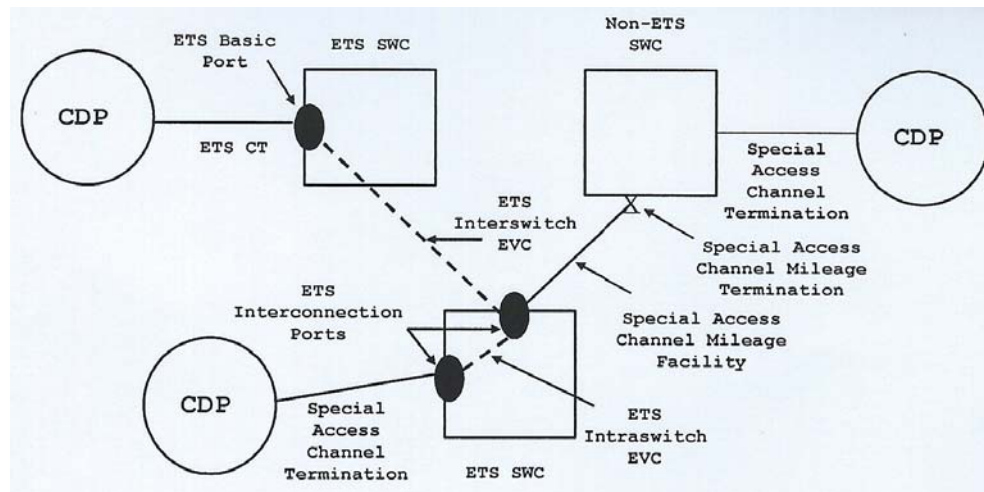


(N)

**ACCESS SERVICE**16. Public Packet Data Network (Cont'd)16.2 Ethernet Transport Service (Cont'd)16.2.4 Rate Regulations (Cont'd)

In the fourth figure, a multipoint configuration is depicted where the customer chose to order Special Access Service to an ETW SWC. The ETS customer orders the applicable ETS elements from the Telephone Company pursuant to the provisions specified in this section and applicable Special Access facilities pursuant to the provisions specified in Section 7, preceding.

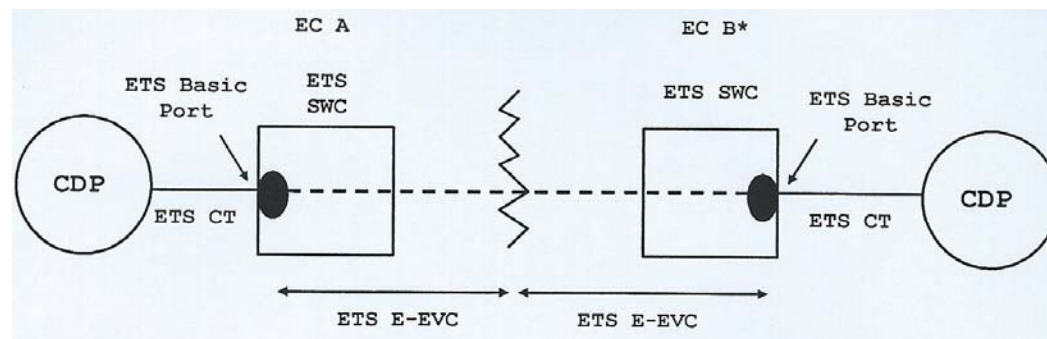
Figure 4



**ACCESS SERVICE**16. Public Packet Data Network (Cont'd)16.2 Ethernet Transport Service (Cont'd)16.2.4 Rate Regulations (Cont'd)

In the fifth figure, one of the ETS customer's CDPs is served by an adjacent telephone company's Ethernet network. The ETS customer orders the applicable ETS elements from the Telephone Company pursuant to the provisions specified in this section. In addition, the ETS customer will order the applicable Ethernet service elements from the adjacent telephone company.

Figure 5



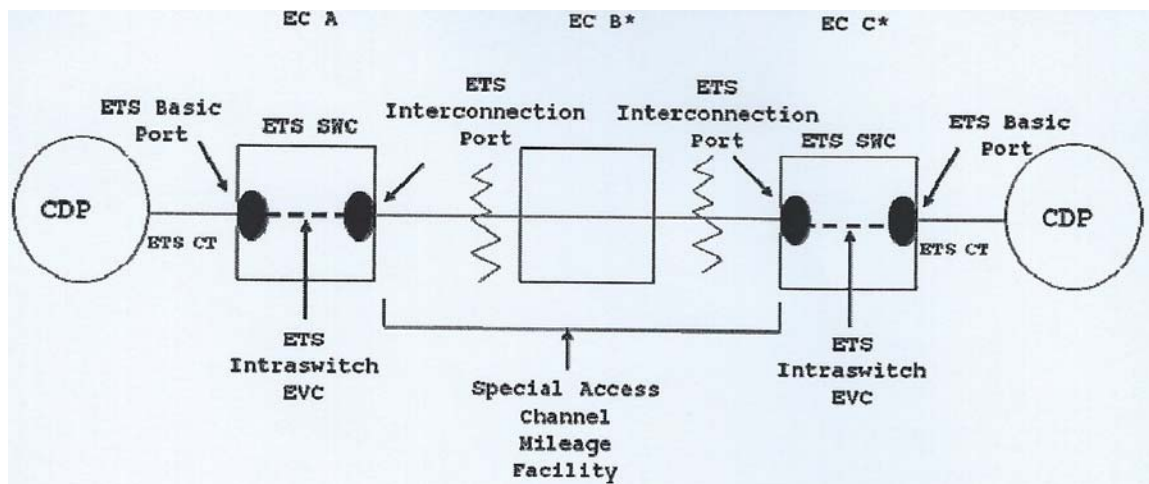
**ACCESS SERVICE**16. Public Packet Data Network (Cont'd)

(N)

16.2 Ethernet Transport Service (Cont'd)16.2.4 Rate Regulations (Cont'd)

In the sixth figure, one of the ETS customer's CDPs is served by a non- adjacent telephone company's Ethernet network. When the number of airline miles between the ETS SWCs serving the ETS customer's CDPs is greater than seventy-five, the ETS customer orders the applicable ETS elements from the Telephone Company pursuant to the provisions specified in this section and applicable Special Access facilities pursuant to the provision specified in Section 7, preceding. In addition, the ETS customer will order the applicable special access service and Ethernet service elements from the interconnecting telephone companies.

Figure 6



(N)

Transmittal No. 114

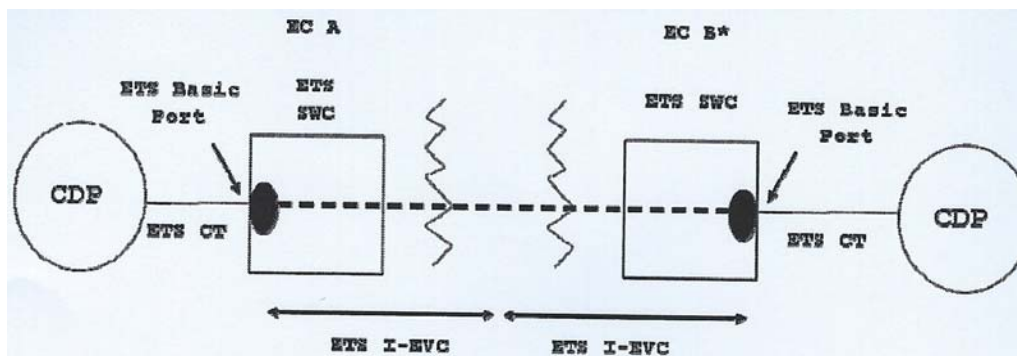
Issued: July 25, 2013

Effective: August 9, 2013

**ACCESS SERVICE**16. Public Packet Data Network (Cont'd)16.2 Ethernet Transport Service (Cont'd)16.2.4 Rate Regulations (Cont'd)

In the seventh figure, one of the ETS customer's CDPs is served by a non- adjacent telephone company's Ethernet network. When the number of airline miles between the ETS SWCs serving the ETS customer's CDPs is equal to or less than seventy-five, the ETS customer orders the applicable ETS elements from the Telephone Company pursuant to the provisions specified in this section. In addition, the ETS customer will order the applicable Ethernet service elements from the non-adjacent telephone company.

Figure 7



Transmittal No. 114

Issued: July 25, 2013

Effective: August 9, 2013

**ACCESS SERVICE**16. Public Packet Data Network (Cont'd)

(N)

16.2 Ethernet Transport Service (Cont'd)16.2.4 Rate Regulations (Cont'd)(A) Rate Categories

The various ETS service elements are described below.

(1) ETS Channel Terminations (CTs)

An ETS CT provides the transport facility between the customer's designated premises and an ETS Basic Port at the Telephone Company's ETS SWC.

ETS CTs are available at bandwidth speeds of 10 Mbps, 20 Mbps, 50 Mbps, 100 Mbps, 500 Mbps, and 1 Gbps. The ETS customer orders the type of ETS CT it needs based on its bandwidth requirements. Bandwidth speeds of 50 Mbps and above require use of a fiber loop facility, where such fiber facilities exist. ETS CTs are available only from suitably equipped ETS SWCs for connection to ETS Basic Ports.

A Special Access High Capacity DS3 or Synchronous Optical Channel Service OC3 or OC12 Channel Termination may also be used to connect a CDP to the Telephone Company's ETS SWC for connection to an ETS Interconnection Port. The provisions for Special Access Channel Terminations are specified in Section 7, preceding.

Monthly and nonrecurring charges apply for each ETS CT ordered. The monthly rate is based upon the bandwidth capacity ordered and whether the CDP is located within 300 feet of the ETS SWC or more than 300 feet from the ETS SWC. Rates and charges are specified in Section 17, following.

(N)

Transmittal No. 114

Issued: July 25, 2013

Effective: August 9, 2013

**ACCESS SERVICE**16. Public Packet Data Network (Cont'd)

(N)

16.2 Ethernet Transport Service (Cont'd)16.2.4 Rate Regulations (Cont'd)(A) Rate Categories (Cont'd)(2) ETS Ports

ETS Ports provide the interface at the Telephone Company's ETS SWC for data traffic to and from the customer premises equipment as well as for connecting the Telephone Company's ETS network with the Ethernet network of another telephone company. An ETS Port receives Ethernet packets from the ETS customer's Ethernet-compatible CPE, validates the addressing parameters contained in the packet headers, and transmits the packets into the ETS network. The ETS Port also receives Ethernet packets from the Telephone Company's ETS network or from an Ethernet network located outside of the Telephone Company's serving territory, validates the addressing parameters contained in the packet headers, and transmits the packets to the pre-designated CDP.

There are two types of ETS Ports available, i.e., ETS Basic Ports and ETS Interconnection Ports.

(N)

Transmittal No. 114

Issued: July 25, 2013

Effective: August 9, 2013



**ACCESS SERVICE**16. Public Packet Data Network (Cont'd)

(N)

16.2 Ethernet Transport Service (Cont'd)16.2.4 Rate Regulations (Cont'd)(A) Rate Categories (Cont'd)(2) ETS Ports (Cont'd)

- (a) ETS Basic Ports provide the interface to the Telephone Company's ETS network and do not include the required transport facility between the CDP and the Telephone Company's ETS SWC.

ETS Basic Ports are available with bandwidth speeds of 10 Mbps, 20 Mbps, 50 Mbps, 100 Mbps, 500 Mbps, and 1 Gbps. Required transport to the ETS Basic Port is provided using an ETS CT as described above. Each ETS Basic Port must be associated with a minimum of one ETS EVC, one ETS E-EVC, one ETS I-EVC or one optional DSL Access Service Connection function. An ETS Basic Port may be associated with more than one ETS EVC, ETS E-EVC or ETS I-EVC. The bandwidth speed of an optional DSL Access Service Connection function must be equal to the bandwidth speed of the associated ETS Basic Port.

- (b) ETS Interconnection Ports also provide the interface to the Telephone Company's ETS network and do not include the required transport facility between the CDP and the Telephone Company's ETS SWC. Used in conjunction with Special Access DS3, OC3 and/or OC12 Services, ETS Interconnection Ports permit the ETS customer to: 1) connect a CDP served by an ETS or non-ETS SWC to the Telephone Company's ETS network or 2) interconnect the Telephone Company's ETS network to an Ethernet network located in the serving territory of a non-adjacent telephone company.

(N)

Transmittal No. 114

Issued: July 25, 2013

Effective: August 9, 2013

**ACCESS SERVICE**16. Public Packet Data Network (Cont'd)

(N)

16.2 Ethernet Transport Service (Cont'd)16.2.4 Rate Regulations (Cont'd)(A) Rate Categories (Cont'd)(2) ETS Ports (Cont'd)

ETS Interconnection Ports are available at bandwidth speeds of 44.736 Mbps (DS3), 155.52 Mbps (OC3) and 622.08 Mbps (OC12).

Required transport to the ETS Interconnection Port is provided using Special Access DS3, OC3 and/or OC12 Service facilities as described in Section 7, preceding. Each ETS Interconnection Port must be associated with a minimum of one ETS EVC, one ETS E-EVC, one ETS I-EVC or one optional DSL Access Service Connection function. An ETS Interconnection Port may be associated with more than one ETS EVC, ETS E-EVC or ETS I-EVC. The bandwidth speed of an ETS Interconnection Port must be equal to the bandwidth speed of the associated Special Access Service Channel Termination. The bandwidth speed of an optional DSL Access Service Connection function must be equal to the bandwidth speed of the associated ETS Interconnection Port.

Monthly and nonrecurring charges apply for each ETS Port ordered. The monthly recurring charge is determined by the capacity and type of ETS Port ordered. Rates and charges are specified in Section 17, following.

(N)

Transmittal No. 114

Issued: July 25, 2013

Effective: August 9, 2013

**ACCESS SERVICE**16. Public Packet Data Network (Cont'd)

(N)

16.2 Ethernet Transport Service (Cont'd)16.2.4 Rate Regulations (Cont'd)(A) Rate Categories (Cont'd)(3) ETS Ethernet Virtual Connections (ETS EVCs)

ETS EVCs are logical associations established by the Telephone Company across a shared transmission path that allow the ETS customer to transmit packets between any two ETS Ports located on the Telephone company's ETS network. ETS EVCs are available in fixed bandwidth amounts of 5 Mbps, 10 Mbps, 20 Mbps, 50 Mbps, 100 Mbps, 500 Mbps, and 1 Gbps. The Telephone Company will establish ETS EVCs based upon the bandwidth capacity specified by the ETS customer on its Access Order. When ETS EVCs are ordered between two ETS Ports in the same SWC, the ETS customer will be charged the ETS Intraswitch EVC rate. When ETS EVCs are ordered between ETS Ports that are in different SWCs within the Telephone Company's serving territory, the ETS customer will be billed the ETS Interswitch EVC rate.

Monthly and nonrecurring charges apply for each ETS EVC ordered. The monthly recurring charge is based upon the bandwidth capacity ordered and whether the associated ETS Ports are located within one SWC (Intraswitch) or between different SWCs (Interswitch). Rates and charges are specified in Section 17, following.

(N)

Transmittal No. 114

Issued: July 25, 2013

Effective: August 9, 2013

**ACCESS SERVICE**16. Public Packet Data Network (Cont'd)

(N)

16.2 Ethernet Transport Service (Cont'd)16.2.4 Rate Regulations (Cont'd)(A) Rate Categories (Cont'd)(4) ETS Extended Ethernet Virtual Connections (ETS E-EVCs)

ETS E-EVCs are logical associations established by the Telephone Company across a shared transmission path that allow the ETS customer to transmit packets to and receive packets from an ETS Port located in the Telephone Company's ETS network to another telephone company's Ethernet network located in an adjacent serving territory. ETS E-EVCs can be established between two ETS Basic Ports, between two ETS Interconnection Ports or between an ETS Basic Port and an ETS Interconnection Port. ETS E-EVCs are available in fixed bandwidth amount of 5 Mbps, 10 Mbps, 20 Mbps, 50 Mbps, 100 Mbps, 500 Mbps, and 1 Gbps. The Telephone Company will establish ETS E-EVCs based upon the bandwidth capacity specified by the ETS customer on its Access Order.

Monthly and nonrecurring charges apply for each ETS E-EVC ordered. The ETS E-EVC monthly recurring charge is based upon the bandwidth capacity of the ETS E-EVC ordered. Rates and charges are specified in Section 17, following.

(N)

Transmittal No. 114

Issued: July 25, 2013

Effective: August 9, 2013

**ACCESS SERVICE**16. Public Packet Data Network (Cont'd)

(N)

16.2 Ethernet Transport Service (Cont'd)16.2.4 Rate Regulations (Cont'd)(A) Rate Categories (Cont'd)(5) ETS Interconnected Ethernet Virtual Connections (ETS I-EVCs)

ETS I-EVCs are logical associations established by the Telephone Company across a shared transmission path that allow the ETS customer to transmit packets to and receive packets from an ETS Port located in the Telephone Company's ETS network to another telephone company's Ethernet network located in a non-adjacent serving territory. ETS I-EVCs can only be used when the airline distance between the ETS SWCs serving the ETS customer's CDPs is fifty miles or less. When the airline distance is greater than fifty miles, the ETS customer will use a combination of ETS elements and Special Access Service elements as depicted in Figure 6, above, to connect to its CDP in the non-adjacent serving territory. The Telephone Company will determine the airline distance between the ETS SWCs using the V&H Coordinates method, as described in the NATIONAL EXCHANGE CARRIER ASSOCIATION, INC. TARIFF F.C.C. NO.4.

ETS I-EVCs can only be used when the airline distance between the ETS SWCs serving the ETS customer's CDPs is seventy-five miles or less. When the airline distance is greater than seventy-five miles, the ETS customer will use a combination of ETS elements and Special Access Service elements as depicted in Figure 6, above, to connect to its CDP in the non-adjacent serving territory. The Telephone Company will determine the airline distance between the ETS SWCs using the V&H Coordinates method, as described in the NATIONAL EXCHANGE CARRIER ASSOCIATION, INC. TARIFF F.C.C. NO. 4.

ETS I-EVCs can be established between two ETS Basic Ports, between two ETS Interconnection Ports or between an ETS Basic Port and an ETS Interconnection Port. ETS I-EVCs are available in fixed bandwidth amounts of 2Mbps, 5 Mbps, 10 Mbps, 20 Mbps, 50 Mbps, 100 Mbps, 250 Mbps, 500 Mbps 750 Mbps and 1 Gbps. The Telephone Company will establish ETS I-EVCs based upon the bandwidth capacity specified by the ETS customer on its Access Order.

(N)

Transmittal No. 114

Issued: July 25, 2013

Effective: August 9, 2013

**ACCESS SERVICE**16. Public Packet Data Network (Cont'd)

(N)

16.2 Ethernet Transport Service (Cont'd)16.2.4 Rate Regulations (Cont'd)(A) Rate Categories (Cont'd)(5) ETS Interconnected Ethernet Virtual Connections (ETS I-EVCs)  
(Cont'd)

ETS I-EVCs can be established between two ETS Basic Ports, between two ETS Interconnection Ports or between an ETS Basic Port and an ETS Interconnection Port. ETS I-EVCs are available in fixed bandwidth amounts of 5 Mbps, 10 Mbps, 20 Mbps, 50 Mbps, 100 Mbps, 500 Mbps, and 1Gbps. The Telephone Company will establish ETS I-EVCs based upon the bandwidth capacity specified by the ETS customer on its Access Order.

Monthly and nonrecurring charges apply for each ETS I-EVC based upon the bandwidth capacity of the ETS I-EVC ordered by the ETS customer. Rates and charges are specified in Section 17, following.

(N)

Transmittal No. 114

Issued: July 25, 2013

Effective: August 9, 2013

**ACCESS SERVICE**16. Public Packet Data Network (Cont'd)

(N)

16.2 Ethernet Transport Service (Cont'd)16.2.4 Rate Regulations (Cont'd)(A) Rate Categories (Cont'd)(6) Optional Features and Functions(a) DSL Access Service Connection

Where available, ETS Basic or Interconnection Ports may be equipped with the DSL Access Service Connection function. The function provides for the interconnection of ETS with ADSL Access Service as described in Section 8.1, preceding, and with SDSL Access Service as described in Section 8.2, preceding, provided by the Telephone Company under this tariff. The function also provides for the interconnection of ETS with a wireline broadband Internet transmission service provided on a non-tariffed, common carrier basis. This optional function allows the ETS customer to receive ADSL, SDSL and/or wireline broadband Internet transmission service data traffic from and transmit ADSL, SDSL, and/or wireline broadband Internet transmission service data traffic to its end user customers.

The speed of the DSL Access Service Connection function ordered by the ETS customer must equal the speed of the associated ETS Port.

As described in Sections 8.1 and 8.2, preceding, the DSL Access Service Connection Point may be located within the serving territory of the Telephone Company, or in the serving territory of an adjacent telephone company when used in conjunction with ETS.

The availability of the DSL Access Service Connection function is designated by the Telephone Company in the NATIONAL EXCHANGE CARRIER ASSOCIATION, INC. Tariff F.C.C. No. 4.

A nonrecurring charge applies per port to equip the ETS Port with the DSL Access Service Connection function. Rates and charges are specified in Section 17, following.

(N)

Transmittal No. 114

Issued: July 25, 2013

Effective: August 9, 2013

**ACCESS SERVICE**16. Public Packet Data Network (Cont'd)

(N)

16.2 Ethernet Transport Service (Cont'd)16.2.4 Rate Regulations (Cont'd)(A) Rate Categories (Cont'd)(6) Optional Features and Functions (Cont'd)(a) DSL Access Service Connection (Cont'd)

- (i) Where suitable facilities exist, an ETS customer that requires the ability to send high speed multimedia transmission may also order an ETS MultiMedia Virtual Circuit Channel (ETS MM-VCC) between its CDP and the premises of its end user customer, provided such end user customer's premises is equipped with ADSL Access Service provided by the Telephone Company under the tariff as described in Section 8.1, preceding. ETS MM-VCCs are only available when ETS customer's CDP, the ETS customer's end user premises and the Telephone Company's DSL Access Service Connection Point SWC are all located within the serving territory of the Telephone Company. ETS MM-VCCs do not increase the bandwidth capacity of ETS CTs, ETS Ports, ETS EVCs and/or Special Access Service Channel Terminations, Channel Mileage Facility and Channel Mileage Terminations used by the ETS customer to connect its CDP to the DSL Access Service Connection Point SWC.

(N)

Transmittal No. 114

Issued: July 25, 2013

Effective: August 9, 2013



**ACCESS SERVICE**16. Public Packet Data Network (Cont'd)

(N)

16.2 Ethernet Transport Service (Cont'd)16.2.4 Rate Regulations (Cont'd)(A) Rate Categories (Cont'd)(6) Optional Features and Functions (Cont'd)(a) DSL Access Service Connection (Cont'd)

Transmission speed across the ETS MM-VCC is not guaranteed and may be affected by factors that affect the actual speeds delivered, including the ADSL Access Service customer's distance from the Telephone Company SWC, condition of the facilities, and any capacity limitations in the ETS customer's network design.

At each premises to which the ETS customer wants to transmit multimedia content using an ETS MM-VCC, the ETS customer must specify on its Access Order its end user customer's premises location and the total number of 10 Mbps bandwidth capacity increments required to that location. For example, an ETS customer requires an additional 40 Mbps of bandwidth capacity to one of its end user customers. On its Access Order to the Telephone Company, the ETS customer would specify the end user customer premises address and order one ETS MM-VCC made up of four 10 Mbps increments.

In the above example, the Telephone Company would bill the ETS customer for one ETS-MMVCC nonrecurring charge specified in Section 17, following, and one Access Order Charge specified in Section 17, following. The Monthly recurring rate for this ETS MM-VCC would be calculated at four times the 10 Mbps increment rate specified in Section 17, following.

(N)

Transmittal No. 114

Issued: July 25, 2013

Effective: August 9, 2013

**ACCESS SERVICE**16. Public Packet Data Network (Cont'd)

(N)

16.2 Ethernet Transport Service (Cont'd)16.2.4 Rate Regulations (Cont'd)(A) Rate Categories (Cont'd)(6) Optional Features and Functions (Cont'd)(a) DSL Access Service Connection (Cont'd)

Monthly and nonrecurring charges apply to each ETS-MMVCC established by the Telephone Company in addition to any applicable Access Order Charges specified in Section 5.4.1, preceding. The ETS customer may order multiple ETS MM-VCCs to multiple end users' locations on a single Access Order, in which case only one Access Order Charge would apply for that order in addition to the applicable nonrecurring charge for each ETS MM-VCC established. The ETS MM-VCC charges apply in addition to the nonrecurring charge for equipping the ETS Port with the DSL Access Service Connection function. Rates and charges are specified in Section 17, following.

The Telephone Company will waive the ETS MM-VCC monthly rate specified in Section 17, following, when the local exchange telephone service, ADSL Access Service and ETS MM-VCC are provided from the same serving wire center where the Telephone Company has located its DSL Access Service Connection Point. The ETS MM-VCC nonrecurring charge specified will apply.

When an ETS customer elects to change the bandwidth capacity of an existing ETS MM-VCC or to remove an existing ETS MM-VCC from its associated ADSL Access Service line, the ETS MM-VCC nonrecurring charge specified in Section 17, following, will not apply. In lieu of such charge, the ETS Design Change Charge will apply, as specified in Section 17, following.

When an ETS customer disconnects an ETS MM-VCC and the associated ADSL Access Service line at the same time, neither the ETS MM-VCC nonrecurring charge nor the ETS Design Change Charge will apply.

(N)

Transmittal No. 114

Issued: July 25, 2013

Effective: August 9, 2013

**ACCESS SERVICE**16. Public Packet Data Network (Cont'd)

(N)

16.2 Ethernet Transport Service (Cont'd)16.2.4 Rate Regulations (Cont'd)(B) Types of Rates and Charges

There are two types of rates and charges. They are monthly rates and nonrecurring charges. The rates and charges are described below:

(1) Monthly Rates

Monthly rates are recurring rates that apply each month or fraction thereof when an ETS service element is provided. For billing purposes, each month is considered to have 30 days.

(2) Nonrecurring Charges

Nonrecurring charges are one-time charges that apply for specific work activity (i.e., installation or change to an existing service). The types of nonrecurring charges that apply for ETS are installation of service, service rearrangements, moves and design changes.

Except as specified below, these charges are in addition to the Access Order Charge as specified in Section 17, following.

(a) Installation of Service

Nonrecurring charges apply for installation of ETS CTs, ETS Ports, ETS EVCs, ETS E-EVCs, ETS I-EVCs and ETS Optional Features and Functions ordered by the ETS customer

(N)

**ACCESS SERVICE**16. Public Packet Data Network (Cont'd)

(N)

16.2 Ethernet Transport Service (Cont'd)16.2.4 Rate Regulations (Cont'd)(B) Types of Rates and Charges (Cont'd)(2) Nonrecurring Charges (Cont'd)(b) Service Rearrangements

Service rearrangements are changes to existing (i.e., installed) services, which may be administrative only in nature as set forth below or, that involve an actual physical change to the service.

When the ETS customer elects to decrease the bandwidth capacity on existing ETS Ports, associated DSL Access Service Connection function (where applicable), and associated ETS CTs, the request will be considered a discontinuance of service for the former capacity and start of service for the new capacity. Associated nonrecurring (i.e., installation) charges will apply. New minimum period requirements will be established for the new ETS elements. The ETS customer will also remain responsible for satisfying all outstanding minimum period charges for the discontinued ETS elements.

When the ETS customer elects to increase the bandwidth capacity on existing ETS Ports, associated DSL Access Service Connection functions (where applicable), and associated ETS CTs, the request will be considered a discontinuance of service for the former capacity and start of service for the new capacity. Associated nonrecurring (i.e., installation) charges will apply. New minimum period requirements will be established for the new ETS elements. Any outstanding minimum period charges associated with the discontinued ETS elements that would otherwise be applicable for the bandwidth capacity upgrades described in this paragraph will be waived.

(N)

Transmittal No. 114

Issued: July 25, 2013

Effective: August 9, 2013

**ACCESS SERVICE**16. Public Packet Data Network (Cont'd)

(N)

16.2 Ethernet Transport Service (Cont'd)16.2.4 Rate Regulations (Cont'd)(B) Types of Rates and Charges (Cont'd)(2) Nonrecurring Charges (Cont'd)(b) Service Rearrangements (Cont'd)

When the ETS customer elects to change the bandwidth capacity on existing ETS EVCs, ETS E-EVCs, ETS I-EVCs and/or ETS MM-VCCs (i.e., the customer requests an increase or decrease in capacity), the ETS Design Change Charge described in (d), below, will apply per ETS element changed.

When the ETS customer elects to remove existing ETS EVCs, ETS E-EVCs, or ETS I-EVCs, the ETS Design Change Charge described in (d), below, will apply per ETS EVC, ETS E-EVC or ETS I-EVC removed.

When the ETS customer elects to remove the existing ETS MM-VCC from its associated ADSL Access Service line, the ETS Design Change Charge described in (d), below, will apply per ETS MM-VCC removed.

Administrative changes will be made without charge (s) to the ETS customer. Administrative changes are as follows:

- Change of customer name,
- Change of customer or customer's end user premises address when the change of address is not a result of physical relocation of equipment,
- Change in billing data (name, address, or contact name or telephone number),
- Change of agency authorization,
- Change of customer circuit identification,
- Change of billing account number,
- Change of customer or customer's end user contact name or telephone number, and
- Change of jurisdiction

(N)

Transmittal No. 114

Issued: July 25, 2013

Effective: August 9, 2013

**ACCESS SERVICE**16. Public Packet Data Network (Cont'd)

(N)

16.2 Ethernet Transport Service (Cont'd)16.2.4 Rate Regulations (Cont'd)(B) Types of Rates and Charges (Cont'd)(2) Nonrecurring Charges (Cont'd)(c) Moves

A move involves a change in the physical location of one of the following:

- The Point of Termination at the customers' premises
- The customer's premises

The charges for moving ETS elements are dependent on whether the move is to a different location within the same building, to a different building within the same SWC, or to a different building in a different SWC. The charges specified below apply in addition to any applicable charges for moving any applicable Special Access Services as specified in Section 7.2.3, preceding.

(i) Moves Within the Same Building

ETS Basic and Interconnection Ports, ETS EVCs, ETS E-EVCs, and ETS I-EVCs are not impacted when an ETS customer moves its Point of Termination to a different location within the same building. The charge for moving an ETS CT within the same building will be an amount equal to one half of the nonrecurring (i.e., installation) charge for the ETS CT. There will be no charge in the minimum period requirements.

(N)

Transmittal No. 114

Issued: July 25, 2013

Effective: August 9, 2013

**ACCESS SERVICE**16. Public Packet Data Network (Cont'd)

(N)

16.2 Ethernet Transport Service (Cont'd)16.2.4 Rate Regulations (Cont'd)(B) Types of Rates and Charges (Cont'd)(2) Nonrecurring Charges (Cont'd)(c) Moves (Cont'd)(ii) Moves To a Different Building Within the Same SWC

ETS Basic and Interconnection Ports, ETS EVCs, ETS E-EVCs, and ETS I-EVCs are not impacted when an ETS customer moves its Point of Termination to a different building within the same SWC. The move of an ETS CT will be treated as a discontinuance and start of service. Associated nonrecurring (i.e., installation) charges will apply. New minimum period requirements will be established for the new services. The ETS customer will also remain responsible for satisfying all outstanding minimum period charges for the discontinued service.

(iii) Moves To a Different Building in a Different SWC

A move to a different building in a different SWC will be treated as a discontinuance and start of service of all associated ETS elements. Associated nonrecurring (i.e., installation) charges will apply. New minimum period requirements will be established for the new services. The ETS customer will also remain responsible for satisfying all outstanding minimum period charges for the discontinued service.

(N)

Transmittal No. 114

Issued: July 25, 2013

Effective: August 9, 2013

**ACCESS SERVICE**16. Public Packet Data Network (Cont'd)

(N)

16.2 Ethernet Transport Service (Cont'd)16.2.4 Rate Regulations (Cont'd)(B) Types of Rates and Charges (Cont'd)(2) Nonrecurring Charges (Cont'd)(d) ETS Design Changes

As described in (b), above, the ETS Design Change Charge specified in Section 17, following, will apply when the ETS customer elects to: (1) change the bandwidth capacity of existing ETS EVCs, ETS E-EVCs, ETS I-EVCs and/or ETS MM-VCCs; (2) remove existing ETS EVCs, ETS E-EVCs, or ETS I-EVCs or (3) remove an existing ETS MM-VCC from its associated ADSL Access Service line.

When applicable, the ETS Design Change Charge applies in lieu of the ETS EVC, ETS E-EVC, ETS I-EVC and/or ETS MM-VCC nonrecurring charge. The Access Order Charge will not apply when the ETS Design Change Charge is applicable.

(C) Minimum Periods

The minimum period of ETS service elements provided to an ETS customer and for which charges are applicable is:

- Twelve months for ETS Basic Ports, ETS Interconnection Ports, ETS Channel Terminations and
- One month for all other ETS elements.

(N)

Transmittal No. 114

Issued: July 25, 2013

Effective: August 9, 2013



**ACCESS SERVICE**16. Public Packet Data Network (Cont'd)

(N)

16.2 Ethernet Transport Service (Cont'd)16.2.5 ETS Term Discount Plan

An optional term discount plan is available for Ethernet Transport Service (ETS). Under the ETS Term Discount Plan, the monthly rates for eligible ETS service elements are reduced by a fixed percentage. The amount of the discount percentage differs based on the length of the term commitment period selected by the ETS customer.

ETS may be ordered at the customer's option on a month-to-month basis or, under a single term commitment period of either 36 months or 60 months. The customer must notify the Telephone Company in writing of the length of its selected term commitment period. For purposes of this plan, all ETS Basic and ETS Interconnection Ports included in a customer's ETS Term Discount Plan are referred to as committed ETS Ports. To be included in an ETS Term Discount Plan, all committed ETS Ports must be ordered for the same term commitment period (i.e., all 36 months or all 60 months) and remain in-service at the same bandwidth capacity throughout the entire term commitment period. ETS Ports installed after the establishment of the customer's ETS Term Discount Plan may be ordered on a month-to-month basis or added as additional committed ETS Ports to a customer's existing term commitment period as described in (A), below.

Access Order Charges as described in Section 5.4.1, preceding, do not apply to establish a new or make any changes to an existing ETS Term Discount Plan.

The monthly rates for ETS service elements are set forth in Section 17, following. The term discount percentages for the ETS Term Discount Plan are set forth in Section 17, following.

(N)

Transmittal No. 114

Issued: July 25, 2013

Effective: August 9, 2013

**ACCESS SERVICE**16. Public Packet Data Network (Cont'd)

(N)

16.2 Ethernet Transport Service (Cont'd)16.2.5 ETS Term Discount Plan (Cont'd)

The term discount percentage for the customer's selected term commitment period applies to all committed ETS Ports provided within the Telephone Company's operating territory. The term discount percentage also applies to the following eligible ETS elements when these elements are provided within the Telephone Company's operating territory and associated with a committed ETS Port: 1) ETS Channel Terminations (ETS CTs); 2) ETS Ethernet Virtual Connections (ETS EVCs); 3) ETS Extended Ethernet Virtual Connections (ETS E-EVCs); 4) ETS Interconnected Ethernet Virtual Connections (ETS I-EVCs) and 5) ETS MultiMedia Virtual Circuit Channels (ETS MM-VCCs). Since there are no bandwidth or in-service requirements for ETS CTs, ETS EVCs, ETS E-EVCs, ETS I-EVCs and ETS MM-VCCs associated with committed ETS Ports under the ETS Term Discount Plan, customer ordered disconnects of or changes to the number or bandwidth capacities for these elements do not affect the customer's ETS Term Discount Plan.

The term discount percentage does not apply to: 1) ETS Ports ordered on a month-to-month basis; 2) ETS CTs, ETS EVCs, ETS E-EVCs, ETS I-EVCs and ETS MM-VCCs that are not associated with a committed ETS Port; 3) ETS nonrecurring charges; and 4) special access services connected to an ETS Interconnection Port.

Except as specified in (A) – (C) below, discontinuance charge will apply when the customer fails to satisfy the term commitment period or the in-service requirements for its committed ETS Ports.

The term discount percentage set forth in Section 17, following, will not be subject to Telephone Company initiated decreases during the customer's selected term commitment period.

If a term discount percentage increase occurs during the term of an existing ETS Term Discount Plan, the increased percentage will be applied automatically for the remainder of the customer's existing term commitment period.

(N)

Transmittal No. 114

Issued: July 25, 2013

Effective: August 9, 2013

**ACCESS SERVICE**16. Public Packet Data Network (Cont'd)

(N)

16.2 Ethernet Transport Service (Cont'd)16.2.5 ETS Term Discount Plan (Cont'd)

At the end of the term commitment period, the customer may subscribe to a new ETS term Discount Plan commitment period or revert to month-to-month rates. If the customer does not notify the telephone Company in writing of its choice by the end of its existing term commitment period, the Telephone Company will automatically convert the customer's ETS billing to month-to-month rates. An Access Order Charge will not apply when a customer at the end of its existing term commitment period subscribes to a replacement ETS Term Discount Plan or reverts to month-to-month rates.

(A) ETS Port Additions

An ETS Term Discount Plan customer will choose one of the following options when ordering a new ETS Port during its existing term commitment period:

- (1) Add the new ETS Port to its existing ETS Term Discount Plan provided:
  - 1) the customer commits to retain the newly installed ETS Port in-service at the same bandwidth capacity for the remainder of the existing term commitment period and 2) the ETS Port is being added before the last year of an existing term commitment period. The term commitment period of the customer's existing ETS Term Discount Plan will continue uninterrupted. During the last year of the commitment period, ETS Ports may not be added to an existing term commitment period.
- (2) Order the new ETS Port on a month-to-month basis. No term discount percentage would apply to the newly installed ETS Port. The term commitment period of the customer's existing ETS Term Discount Plan will continue uninterrupted.
- (3) Replace the existing ETS Term Discount Plan in its entirety with a new ETS Term Discount Plan as described in (C), below.

(N)

Transmittal No. 114

Issued: July 25, 2013

Effective: August 9, 2013

**ACCESS SERVICE**16. Public Packet Data Network (Cont'd)

(N)

16.2 Ethernet Transport Service (Cont'd)16.2.5 ETS Term Discount Plan (Cont'd)(B) Committed ETS Port Replacements

- (1) An ETS Term Discount Plan customer may disconnect a committed ETS Port before the end of its existing term commitment period and replace it with one or more newly installed committed ETS Port(s) without the application of a discontinuance charge as described in (D), below, provided: 1) the bandwidth capacity of the replacement committed ETS Port(s) is equal to or greater than the bandwidth capacity of the disconnected committed ETS Port; 2) the customer commits to retain the replacement committed ETS Port(s) in-service at the same bandwidth capacity for the remainder of the existing term commitment period; 3) the replacement committed ETS Port(s) is added to the existing term commitment before the last year of an existing term commitment period; and 4) the customer's orders for the disconnect of the originally committed ETS Port(s) are submitted to the Telephone Company at the same time and include cross references as described in Section 5.2.7, preceding.
- (2) If the bandwidth capacity of the newly installed committed ETS Port(s) is less than the bandwidth capacity of the disconnected committed ETS Port, the disconnected committed ETS Port will be subject to a discontinuance charge as described in (D), below. The newly installed port(s) can be added as a committed ETS Port to the existing term commitment period or ordered on a month-to-month basis as described in (A), above.
- (3) Since newly installed ETS Ports cannot be added to an existing term commitment period during the last year of the commitment period, an existing committed ETS Port disconnected during the last year of the commitment period cannot be replaced as described in (B) (1), above. The disconnected committed ETS Port will be subjected to a discontinuance charge as described in (D), below. During the last year of the term commitment period, newly installed ETS Ports can be ordered as described in (A) above.

(N)

Transmittal No. 114

Issued: July 25, 2013

Effective: August 9, 2013

**ACCESS SERVICE**16. Public Packet Data Network (Cont'd)

(N)

16.2 Ethernet Transport Service (Cont'd)16.2.5 ETS Term Discount Plan (Cont'd)(C) ETS Term Discount Plan Replacements

- (1) The customer may replace an existing ETS Term Discount Plan in its entirety with a new ETS Term Discount Plan without the application of a discontinuance charge as described in (D), below, provided: 1) the term commitment period of the new ETS Term discount Plan meets or exceeds the number of months remaining in the customer's existing ETS term commitment period and 2) the bandwidth capacity of the committed ETS Ports under the new ETS Term Discount Plan meets or exceeds the bandwidth capacity of the committed ETS Ports in the customer's existing ETS term commitment. The term discount percentage applicable for the replacement ETS Term Discount Plan will apply on a going forward basis based on the customer's written request to establish a new ETS Term Discount Plan commitment period under this provision.

For example, a customer with an existing 36 month term commitment period and 50Mbps of bandwidth capacity for its committed ETS Ports can replace that term commitment in its entirety with a new 36 month or 60 month term commitment period at any time during the existing term commitment period without the application of a discontinuance charge provided the bandwidth capacity of the customer's committed ETS Ports under the new term commitment period is at least 50 Mbps.

- (2) When the term commitment period of a replacement ETS Term Discount Plan does not meet or exceed the number of months remaining in the customer's existing ETS Term Discount Plan commitment period, a discontinuance charge as described in (D), below, will apply.

(N)

Transmittal No. 114

Issued: July 25, 2013

Effective: August 9, 2013

**ACCESS SERVICE**16. Public Packet Data Network (Cont'd)

(N)

16.2 Ethernet Transport Service (Cont'd)16.2.5 ETS Term Discount Plan (Cont'd)(C) ETS Term Discount Plan Replacements (Cont'd)

(3) When the term commitment period of the new ETS Term Discount Plan meets or exceeds the number of months remaining in the customer's existing ETS term commitment period, but the bandwidth capacity of the customer's committed ETS Ports under the new term commitment period is less than the bandwidth capacity of the committed ETS Ports under the customer's existing term commitment period, the following provisions will apply.

(a) When the total monthly undiscounted charges for the number and type of committed ETS Ports to be included in the customer's replacement ETS Term Discount Plan is equal to or greater than the total monthly undiscounted charges for the number and type of committed ETS Ports included in the customer's existing ETS Term Discount Plan, the customer will be permitted to replace its existing ETS Term Discount Plan without the application of either a discontinuance charge as described in (D), below, or a commitment shortfall charge as described in (b), below.

(b) When the total monthly undiscounted charges for the number and type of committed ETS Ports to be included in the customer's replacement ETS Term Discount Plan is less than the total monthly undiscounted charges for the number and type of committed ETS Ports included in the customer's existing ETS Term Discount Plan, the customer will be permitted to replace its existing ETS Term Discount Plan under this provision, however, a commitment shortfall charge will apply. The commitment shortfall charge will apply in lieu of a discontinuance charge as described in (D), below, and will be calculated as follows:

Step 1: Determine the difference between the total monthly undiscounted charges for the number and type of committed ETS Ports included in the customer's existing ETS Term Discount Plan and the total monthly undiscounted charges for the number and type of committed ETS Ports to be included in the customer's replacement ETS Term Discount Plan.

(N)

Transmittal No. 114

Issued: July 25, 2013

Effective: August 9, 2013

**ACCESS SERVICE**16. Public Packet Data Network (Cont'd)

(N)

16.2 Ethernet Transport Service (Cont'd)16.2.5 ETS Term Discount Plan (Cont'd)(C) ETS Term Discount Plan Replacements (Cont'd)

## (3) (b) (Cont'd)

Step 2: Multiply the result from Step 1 by 35%.

Step 3: Multiply the result from Step 2 times the number of months remaining in the existing term commitment period.

For example, a customer elects to replace its existing 36 month ETS Term Discount Plan in its entirety in the 22<sup>nd</sup> month of the existing term commitment period with a new 36 month ETS Term Discount Plan. The existing term plan commitment includes a total bandwidth capacity requirement of 300 Mbps for the customer's six 50 Mbps committed ETS Basic Ports. In the replacement ETS Term Discount Plan, the customer will only be including two 100 Mbps committed ETS Basic Ports for a total bandwidth capacity of 200 Mbps. Although the customer satisfies the term commitment length replacement requirement with the new ETS Term Discount Plan, it does not satisfy the bandwidth capacity replacement requirement and the total monthly undiscounted charges under the new term commitment period are less than the total monthly undiscounted charges under the existing term commitment period.

Using illustrative undiscounted monthly rates of \$275.00 for a 50 Mbps ETS Basic Port and \$330.00 for a 100Mbps ETS Basic Port, the Telephone company would bill the customer a commitment shortfall charge totaling \$4,851.00 based on:

Step 1: \$1,650.00 (i.e., \$275.00 x 6 ports) - \$660.00 (i.e., \$330.00 x 2 ports) = \$990.00

Step 2: \$990.00 x 35% = \$346.50

Step 3: \$346.50 x 14 months = \$4,851.00

(N)

Transmittal No. 114

Issued: July 25, 2013

Effective: August 9, 2013

**ACCESS SERVICE**16. Public Packet Data Network (Cont'd)

(N)

16.2 Ethernet Transport Service (Cont'd)16.2.5 ETS Term Discount Plan (Cont'd)(D) Discontinuance Charges

Except as provided for in (B) and (C), above, discontinuance charges will apply when: 1) the customer disconnects a committed ETS Port prior to the end of the term commitment period; 2) the customer disconnects a committed ETS Port prior to the end of the term commitment period and the replacement committed ETS Port(s) does not satisfy the requirements specified in (B), above; 3) the customer discontinues an existing ETS Term Discount Plan in its entirety prior to the end of the term commitment period; or 4) the customer replaces an existing ETS Term Discount Plan with a new ETS Term Discount Plan that does not satisfy the requirements specified in (C), above.

The discontinuance charge will be equal to 35% of the total undiscounted monthly rate for each committed ETS Port included in the customer's ETS Term Discount Plan for each month remaining in the unsatisfied term commitment period. Minimum service period charges as specified in Section 16.2.4 (C), preceding, would also apply if applicable.

The following examples illustrate how the Telephone Company will calculate the applicable discontinuance charge.

Example 1

A customer discontinues its existing ETS Term Discount Plan in its entirety in the 20<sup>th</sup> month of a 36 month term commitment period. The customer included three 100 Mbps committed ETS Basic Ports when it established its initial term plan commitment.

Using an illustrative undiscounted monthly rate of \$330.00 for 100 Mbps ETS Basic Port, the Telephone Company would bill the customer a term plan discontinuance charge totaling \$5,544.00 (i.e., \$330.00 x 35% x 3 ports x 16 months).

(N)

Transmittal No. 114

Issued: July 25, 2013

Effective: August 9, 2013



**ACCESS SERVICE**16. Public Packet Data Network (Cont'd)

(N)

16.2 Ethernet Transport Service (Cont'd)16.2.5 ETS Term Discount Plan (Cont'd)(D) Discontinuance Charges (Cont'd)Example 2

A customer discontinues one of the four 50 Mbps committed ETS Basic Ports included in its ETS Term Discount Plan in the 39<sup>th</sup> month of a 60 month term commitment period. The customer included all four of these ports when it established its initial term plan commitment.

Using an illustrative undiscounted monthly rate of \$275.00 for 50 Mbps ETS Basic Port, the Telephone Company would bill the customer a port discontinuance charge totaling \$2,021.25 (i.e., \$275.00 x 35% x 21 months).

(N)

Transmittal No. 114

Issued: July 25, 2013

Effective: August 9, 2013

**ACCESS SERVICE**16. Public Packet Data Network (Cont'd)

(N)

16.2 Ethernet Transport Service (Cont'd)16.2.5 ETS Term Discount Plan (Cont'd)(E) ETS Volume Discount Plan

The ETS Volume Discount Plan (ETS VDP) is an optional pricing plan that provides the ETS Term Discount Plan customer with an additional discount applied against the monthly charges for its in-service committed ETS Basic and Interconnection Ports when the customer has at least five committed ETS Ports in-service within the Telephone Company's operating territory.

In order to subscribe to and retain the ETS VDP, the customer must have an ETS Term Discount Plan commitment with the Telephone Company. The ETS Term Discount Plan customer must notify the Telephone Company in writing it wants to establish an ETS VDP. The customer may request an ETS VDP at the same time as it establishes its ETS Term Discount Plan commitment or at any time prior to the expiration of an existing ETS Term Discount Plan. The ETS VDP will continue for the balance of the customer's ETS Term Discount Plan commitment.

Each month on the bill date, the Telephone Company will determine the number of the customer's committed ETS Basic and Interconnection Ports in-service. If that number falls below five, the customer will not be eligible for the ETS VDP discount that month. When the number of committed ETS Basic and Interconnection Ports in-service is at least five, the ETS VDP discount will be applied for that month after the ETS Term Discount Plan discount for the customer's selected term length is applied.

The ETS VDP discount does not apply to: (1) ETS Ports ordered on a month-to-month basis (i.e., non-committed ETS Ports), (2) any other ETS monthly charges, (3) any ETS nonrecurring charges, or (4) any monthly or nonrecurring charges for special access services connected to a committed ETS Interconnection Port.

Access Order Charges as described in Section 5.4.1, preceding, do not apply to establish a new ETS VDP or to terminate an existing ETS VDP.

The ETS VDP Discount is specified in Section 17, following.

(N)

Transmittal No. 114

Issued: July 25, 2013

Effective: August 9, 2013

**ACCESS SERVICE****17. Rates and Charges****17.1 Federal Universal Service Charge****17.1.1 Federal Universal Service Charge (FUSC)**

Regulations concerning the Federal Universal Service Charge are set forth in Section 3.9 preceding.

**(A) Business Centrex Rate**

— per business Centrex CO and Centrex-CO like line \$ 2.23 (I)

**(B) ISDN PRI Rate**

— per arrangement \$23.51 (I)

**(C) Base Rate**

— per line, per trunk or per ISDN BRI arrangement 9.5% (C)

**Percentage**

**(D) Special Access Services Revenue Surcharge Factor 9.5% (I)**