

---

**ACCESS SERVICE**

---

**7. Special Access Service****7.1 Provision of Special Access Service**

Special Access Service provides a dedicated transmission path to connect customer designated premises\*, either directly or through a Telephone Company hub where bridging or multiplexing functions are performed or to connect a customer's transmission equipment and facilities using a DS1 or DS3 Cross Connect arrangement where the customer is provided Expanded Interconnection Service (EIS) as defined in Section 17. Special Access Service may also be combined with Switched Access Services in the provision of a customer's interstate communications service (e.g., WATS, 800, 888 or WATS-type Services). Special Access Service includes all exchange access not utilizing Telephone Company central office switches.

Certain Special Access Services listed in this section of the tariff may not be currently offered in all Telephone Company locations but may be provided upon customer request, on an individual case basis, if facilities can be made available with reasonable effort. The Telephone Company will work cooperatively with the Customer to provide the service on a timely basis.

**7.1.1 Circuit Types**

There are nine types of circuits used to provide Special Access Services:

- Metallic (MT)
- Telegraph Grade (TG)
- Voice Grade (VG)
- Program Audio (AP)
- Video Digital Transport Service TV-1 Analog (TV)
- Wideband Analog (WA)
- Wideband Data (WD)
- Digital Data (DA)
- High Capacity (HC)
- LAN Extension Service (LES)

These circuits can be either analog or digital. Analog circuits are differentiated by frequency spectrum and bandwidth. Digital connections are differentiated by bit rate.

\* Telephone Company Centrex CO-like switches are considered to be customer premises for purposes of this tariff.

---

**ACCESS SERVICE**

---

**7. Special Access Service** (Cont'd)**7.1 Provision of Special Access Service** (Cont'd)**7.1.1 Circuit Types** (Cont'd)

Each of the nine circuits has its own characteristics. All of the circuit types are subdivided by one or more of the following:

- Transmission specifications,
- Bandwidth,
- Speed (i.e., bit rate),
- Spectrum

The circuit descriptions set forth in this section specify the characteristics of the basic circuit and indicates whether the circuit is provided between customer designated premises or between a customer designated premises and a Telephone Company hub where bridging or multiplexing functions are performed, or between a customer designated premises and a Telephone Company WATS Serving Office.

Customers can order a basic circuit and select from a list of available technical specifications packages (customized or predefined), channel interfaces, and optional features to design a circuit which meets the Customer's specific communications needs. For purposes of ordering circuits, each has been identified as a type of Special Access circuit. However, such identification is not intended to limit a customer's use of the circuit, nor to imply that a circuit is limited to a particular use.

The optional features and functions available with each type of basic circuit are included in the individual service description sections following. The optional features and functions information also indicates with which technical specifications packages they are available.

When a customized circuit is ordered, the Telephone Company may determine that Additional Engineering is required to meet the customer's request for service. The customer will be notified whether Additional Engineering charges apply and will be given an estimate of the hours to be billed before any further action is taken on the order. Additional engineering charges are determined as set forth in 8. 1 following.

## ACCESS SERVICE

7. Special Access Services (Cont'd)7.1 Provision of Special Access Service (Cont'd)7.1.2 Service Configurations

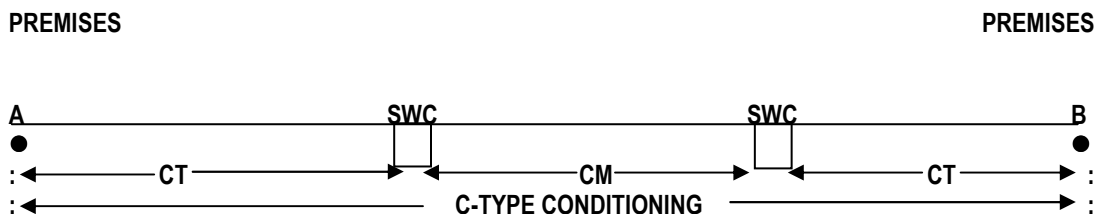
There are two types of service configurations over which Special Access Services are provided: two-point service and multipoint service.

(A) Two-Point Service

A two-point service connects two customer designated premises, either on a directly connected basis or through a hub where multiplexing functions are performed. A Voice Grade Special Access Circuit may be provided as a two-point service connecting an end user premise and a Telephone Company switch when Special Access is used in conjunction with Switched Access as set forth in 6.3.2(T) for Switched Access Interface Arrangements.

All types of Special Access Service may be provided as two-point service.

The following diagram depicts an example of a two-point Voice Grade service connecting two customer designated premises located 15 miles apart. The service is provided with the optional feature of C-Type conditioning.



CT - Circuit Termination  
CM - Circuit Mileage  
SWC - Serving Wire Center

Applicable rate elements are:

- Circuit Termination (2 applicable)
- Circuit Mileage (fixed rate plus rate per airline mile between SWC)
- C-Type Conditioning Optional Feature

In addition, a Special Access Surcharge and charges for additional Optional Features and Functions may apply.

---

**ACCESS SERVICE**

---

**7.        Special Access Services** (Cont'd)**7.1       Provision of Special Access Service** (Cont'd)**7.1.2    Service Configurations** (Cont'd)**(B)       Multipoint Service**

Multipoint service connects three or more customer designated premises through a Telephone Company hub (i.e., bridging locations). Only certain types of Special Access Service are provided as multipoint service. These are so designated in the Service Descriptions for the appropriate circuit.

The circuit between hubs on a multipoint service is a mid-link. There is no limitation on the number of mid-links, but the use of more than three mid-links in tandem may degrade the quality of multi-point facilities.

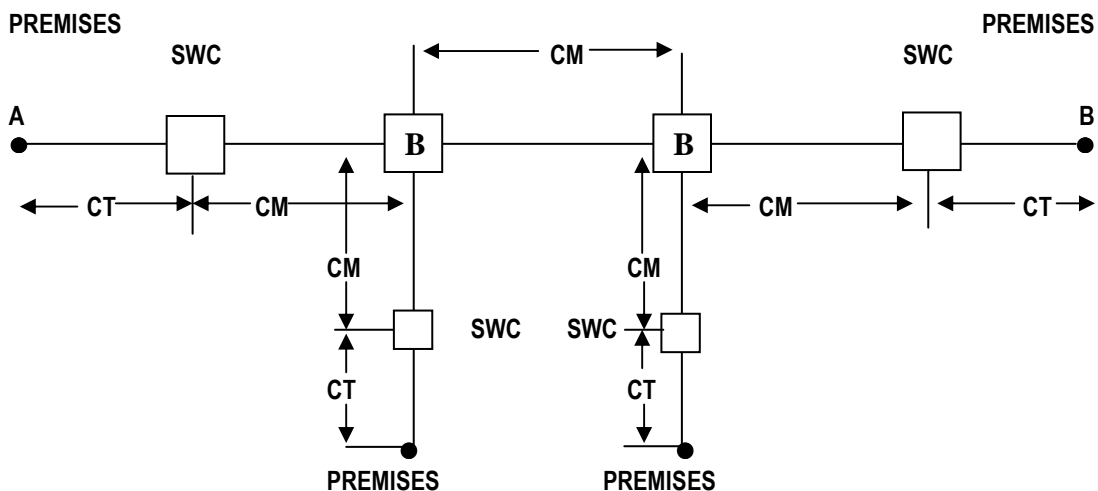
Multipoint service utilizing a customized technical specifications package, as set forth in 7.1.3, will be provided when technically possible.

When ordering, the customer will specify the desired bridging hub(s). National Exchange Carrier Association Tariff FCC No. 5 identifies serving wire centers, hub locations and the type of bridging functions available.

## ACCESS SERVICE

7. Special Access Services (Cont'd)7.1 Provision of Special Access Service (Cont'd)7.1.2 Service Configurations (Cont'd)(B) Multipoint Service (Cont'd)

The following diagram depicts an example of a Voice Grade multipoint service connecting four customer premises via two customer specified bridging hubs.



CT - Circuit Termination  
 CM - Circuit Mileage  
 B - Bridging  
 SWC - Serving Wire Center

Applicable rate elements are:

- Circuit Termination (4 applicable)
- Circuit Mileage (5 sections-fixed rate plus rate per mile between SWC)
- Bridging Optional Features (6 applicable, i.e., each bridge port)

In addition, the Special Access Surcharge, Message Station Equipment Recovery Charge, and charges for other Optional Features and Functions may be applicable.

---

**ACCESS SERVICE**


---

**7. Special Access Services (Cont'd)****7.1 Provision of Special Access Service (Cont'd)****7.1.3 Technical Specifications Packages**

Information pertaining to the technical specifications packages indicates the transmission parameters that are available with each package. This information is included in each individual service description section in 7.3 through 7.10 following, in a matrix format with the transmission parameters listed down the left side and the packages listed across the top. Each package is identified by a code, e.g., VGC. The first two letters of the code indicate the category of Special Access Service to which the parameters are applicable. These two letter codes are shown above in parentheses following the category of Special Access Service.

The letter "C" following the two letter code indicates the technical specifications package for a customized service. A numeric or alpha-numeric designation following the two letter code indicates the specific predefined package. For a customized service, the customer may select any parameters available with that category of service as long as the parameters are compatible. When appropriate, the Technical Reference which contains detailed specifications for the parameters is shown following the matrix.

All services installed after the effective date of this tariff will conform to the transmission specification standards contained in this tariff or in the following Technical References for each category of service:

Metallic	TR-NPL-000336
Telegraph Grade	TR-NPL-000336
Voice Grade	TR-NWT-000335, Issue 3 PUB 41004, Table 4
Program Audio	GR- 337-CORE, Issue 1
Video	GR- 338-CORE, Issue 1
Wideband Analog	TR-NPL-000339
Wideband Data	TR-NPL-000340
Digital Data	TR-NWT-000341, Issue 2 PUB 62310
High Capacity	GR-342-CORE, Issue 1 GR-54-CORE, Issue 1

---

**ACCESS SERVICE**

---

**7.        Special Access Services (Cont'd)****7.1       Provision of Special Access Service (Cont'd)****7.1.3    Technical Specifications Packages (Cont'd)**

The Telephone Company will maintain existing transmission specifications on services installed prior to the effective date of this tariff, except that existing services with performance specifications exceeding the standards listed in this provision will be maintained at the performance levels specified in this tariff.

Customized technical specifications packages will be provided where technically feasible. If the Telephone Company determines that the requested parameter specifications are not compatible, the customer will be advised and given the opportunity to change the order.

---

**ACCESS SERVICE**

---

**7.        Special Access Service** (Cont'd)**7.1       Provision of Special Access Service** (Cont'd)**7.1.4     Channel Interfaces**

Channel interfaces at each point of termination on a two-point service may be symmetrical or asymmetrical. On a multipoint service they may also be symmetrical or asymmetrical, but communications can only be provided between compatible channel interfaces. Only certain channel interfaces are compatible. These are set forth in 9. following, in a combination format.

Only certain channel interface combinations are available with the predefined technical specifications packages. These are delineated in the Technical References set forth in 7.1.3 preceding. When a customized circuit is requested, all channel interface combinations available with the specified type of service are available with the customized circuit.

**7.1.5     Alternate Use**

Alternate Use occurs when a service is arranged by the Telephone Company so that the customer can select different types of transmission at different times. A customer may use a service in any privately beneficial manner. However, where technical or engineering changes are required to effectuate an alternate use, the Telephone Company will make such special arrangements available on an individual case basis.

The arrangement required to transfer the service from one operation to the other (i.e., the transfer relay and control leads) will be rated and provided on an individual case basis and filed in Section 12., Specialized Service or Arrangements. The customer will pay the stated tariff rates for the Access Service rate elements for the service ordered (i.e., Circuit Terminations, Circuit Mileage [as applicable] and Optional Features and Functions [if any]).

**7.1.6     Special Facilities Routing**

A customer may request that the Special Access used be specially routed. The regulations, rates and charges for Special Facilities Routing are as set forth in Section 11. following.

---

**ACCESS SERVICE**

---

**7.        Special Access Service** (Cont'd)**7.1       Provision of Special Access Service** (Cont'd)**7.1.7     Design Layout Report**

At the customer request, the Telephone Company will provide the make-up of the facilities and services provided under this tariff as Special Access Service to aid the customer in designing its overall service. The information will be provided to the customer at no charge in the form of a Design Layout Report and will be reissued or updated whenever the described facilities are materially changed.

**7.1.8     Acceptance Testing**

At the customer's request, the Telephone Company will cooperatively test, at the time of installation and at no additional charge, the following parameters:

- (A)       For Voice Grade analog services, acceptance testing will include tests for loss, 3-tone slope, DC continuity, operational signaling, C-notched noise, and C-message noise as applicable according to the order for service. Voice Grade services acceptance testing will also include a balance (improved loss) test if the customer has ordered that optional feature.
- (B)       For services other than Voice Grade, acceptance tests will include tests for the parameters applicable to the service as specified by the customer in the order for service.

In addition to the above tests, Additional Cooperative Acceptance Testing and Nonscheduled Testing, as described in 8.4 following, are available at the customer's request. All test results will be made available to the customer upon request.

---

**ACCESS SERVICE**

---

**7. Special Access Service (Cont'd)****7.1 Provision of Special Access Service (Cont'd)****7.1.9 Jurisdictional Determination**

- (A) Special Access circuits carrying exclusively interstate traffic will be provided in accordance with the applicable rules and regulations of this tariff.

When mixed interstate and intrastate Special Access Service is provided, the jurisdiction will be determined as follows:

- (1) If the customer's estimate of the interstate traffic on the circuit involved constitutes 10% or less of the total traffic on that circuit, the circuit will be provided in accordance with the applicable rules and regulations of the appropriate intrastate tariff.
  - (2) If the customer's estimate of the interstate traffic on the circuit involved constitutes more than 10% of the total traffic on that circuit, the circuit will be provided in accordance with the applicable rules and regulations of this tariff.
- (B) If a billing dispute arises or a regulatory commission questions the reported jurisdiction, the Telephone Company will ask the customer to provide the information the customer uses to determine the jurisdiction of the circuit. The customer shall supply the information within 30 days of the Telephone Company request. The customer shall keep records of system design and functions from which the jurisdiction of its special access circuits can be ascertained. Upon request of the Telephone Company the customer shall make the records available for inspection as reasonably necessary for purposes of verification of the reported jurisdiction.
- (C) Customer certification of the jurisdiction of special access circuits is accomplished by indicating the jurisdiction of the circuit (interstate or intrastate) on the Access Service Request. Customer certification of the jurisdiction of special access circuits in place as of the effective date of these revisions shall be provided to the Telephone Company in the form of written correspondence indicating the jurisdiction of each special access circuit.

---

**ACCESS SERVICE**

---

**7. Special Access Service (Cont'd)****7.1 Provision of Special Access Service (Cont'd)****7.1.9 Jurisdictional Determination (Cont'd)**

- (D) Customers reporting a change in the jurisdiction of special access circuits subject to individual case basis (ICB) rates and charges set forth in this tariff will not be subject to termination liability charges unless the change results in the termination of the service.

**7.1.10 Interzone Service**

Interzone Service provides the transmission facilities for DS1 and DS3 Special Access between two service areas within a state in association with two customer designated locations within different service areas. The Circuit Mileage will be applied as set forth under 7.2.1(B).

Interzone Service is available between the following service areas, where facilities and conditions permit.

<u>State</u>	<u>Location "A"</u>	<u>CLLI Code</u>	<u>Location "Z"</u>	<u>CLLI Code</u>
<u>Illinois**</u>	Bloomington #	BLTNILXD	Rantoul #	RNTLILXC
	Carbondale #	CRDLILXE	Olney #	OLNYILXE
	Dekalb #	DKLBILXA	Freeport #	FRPTILXA
	Olney	OLNYILXE	Rantoul	RNTLILXC
<u>Indiana**</u>	Elkhart #	ELKHTINXA	Fort Wayne #	FTWYINXA
	Fort Wayne	FTWYINXA	Lafayette #	LFYTINXA
	Jasper	JSPRINXA	Seymour	SYMRINXA
	Jasper	JSPRINXA	Terre Haute #	TRRHINXA
<u>Michigan**</u>	Alma #	ALMAMIXG	Muskegon #	MSKGMIXK

\* Available for DS1 and DS3 Special Access Service only

\*\* Available for DS1 Special Access Service only

# The Telephone Companies' Office

---

**ACCESS SERVICE**

---

**7. Special Access Service (Cont'd)****7.2 Rate Categories, Applications and Regulations**

This section contains the specific regulations governing the rates and charges that apply for Special Access.

**7.2.1 Rate Categories**

The following rate categories apply to Special Access Service:

- Circuit Terminations
- Circuit Mileage
- Optional Features and Functions
- Non Recurring Charges
- Special Access Surcharge
- Special Access Cross Connect
- Term Payment Plan (TPP) - DS1
- Optional Payment Plan (OPP) - Fractional T1

These rate categories are described in Sections 7.2.1. (A) through (H) following.

Additionally, rates and charges for Integrated Optical Service Riders may also apply to Special Access connected to Integrated Optical Service Riders as set forth in Section 23.1 following.

The following is the Telephone Company's Open Network Architecture (ONA) Special Access Basic Serving Arrangement which provides a cross-reference to the generic ONA product name.

<u>Generic Name</u>	<u>The Telephone Company's Name</u>
Dedicated Alert Transport	Alarm Signal Transport Service

The following is a list of the Telephone Company's Open Network Architecture (ONA) Special Access Basic Service Elements (BSEs) which provide a cross-reference to the generic ONA product names.

<u>Generic Name</u>	<u>The Telephone Company's Name</u>
Automatic Protection Switching	Automatic Loop Transfer
Bridging	Bridging
Conditioning	Conditioning
Multiplexing - Digital 2000	Multiplexing Arrangements

---

ACCESS SERVICE

---

7. Special Access Service (Cont'd)7.2 Rate Categories, Applications and Regulations (Cont'd)7.2.1 Rate Categories (Cont'd)(A) Circuit Termination

The Circuit Termination rate category provides for the communications path between a customer designated premises and the serving wire center of that premises. Included as part of the Circuit Termination is a standard channel interface arrangement which defines the technical characteristics associated with the type of facilities to which the access service is to be connected at the Point of Termination (POT) and the type of signaling capability, if any. The signaling capability itself is provided as an optional feature as set forth in (C) following. One Circuit Termination charge applies per customer designated premises at which the circuit is terminated. This charge will apply even if the customer designated premises and the serving wire center are co-located in a Telephone Company building. Connection to Telephone Company provided DS1 or DS3 Circuit Terminations within a serving wire center for customers with EIS will require a Special Access Cross Connect arrangement as described in 7.2.1(F). Circuit Termination rates for DS3 High Capacity Services vary with the number of services and/or level of capacity as set forth in Section 7.2.6 following.

---

**ACCESS SERVICE**

---

**7. Special Access Service** (Cont'd)**7.2 Rate Categories, Applications, and Regulations** (Cont'd)**7.2.1 Rate Categories** (Cont'd)**(B) Circuit Mileage**

The Circuit Mileage rate category provides for the end office equipment and transmission facilities between serving wire centers and/or Telephone Company hubs. In addition, when Special Access is used in conjunction with Switched Access Service as set forth in 6.3.2 preceding for Switched Access Interface Arrangements\*, and the end office serving the customer's end user premises is not a WATS Serving Office, Circuit Mileage is used to extend the Special Access Circuit to a WATS Serving Office. Connection to Telephone Company provided DS1 or DS3 Circuit Mileage within a serving wire center for customers with EIS will require a Special Access Cross Connect arrangement as described in 7.2.1(F). The Circuit Mileage charge is composed of a flat monthly charge plus a rate per mile.

(D)  
(D)  
(D)  
(D)

For Fractional T1 Service, Circuit Mileage must be ordered as Fractional Circuit Mileage in the same grouping (N x 56 Kbps or N x 64 Kbps where N = 2, 4, or 6) as the associated FT1 Circuit Terminations.

DS3 Banded Special transport (as set forth in Section 7.11.5(J) (2) following) provides flat rate transport for certain DS3 bandwidth that is provided under the National Discount Plan. The flat rate transport applies per DS3 service in accordance with Section 22.1.6 following.

\* Circuit Mileage for DS1 and DS3 Special Access, when used with Switched Access, is not available for arrangements between service areas listed under 7.1.10.

---

ACCESS SERVICE

---

7. Special Access Service (Cont'd)7.2 Rate Categories, Applications, and Regulations (Cont'd)7.2.1 Rate Categories (Cont'd)(B) Circuit Mileage (Cont'd)(1) Fixed Rate

The fixed rate component of Circuit Mileage is applied only once per Circuit Mileage facility. When two or more customer designated premises are served by a common serving wire center (i.e., mileage is zero) the fixed rate component is not applied. Except when served by a common serving wire center, the Circuit Mileage-Fixed charge is applied in full whether the Telephone Company provides one or more than one circuit mileage facility terminations. The Circuit Mileage-Fixed rate does not apply when the Telephone Company provides only an intermediate portion of a circuit mileage facility and no circuit mileage facility terminations. When Special Access is used in conjunction with Switched Access\* where the customer's end user premises for the Special Access facility is served by a Telephone Company WATS Serving Office, the fixed rate does not apply.

(2) Per Mile Rate

The mileage to be used to determine the monthly rate for the per mile portion of Circuit Mileage is calculated on the airline distance between the serving wire centers associated with two customer designated premises, between a serving wire center associated with a customer designated premises and a Telephone Company hub, between two Telephone Company hubs, or between a Telephone Company end office and a WATS serving office. The serving wire center associated with a customer designated premises is the serving wire center from which this customer designated premises would normally receive dial tone. The methodology for mileage calculation and serving wire center V&H coordinates are specified in National Exchange Carrier Association Tariff FCC. No. 4. Where the calculated miles include a fraction, the value is always rounded up the next full mile.

When hubs are involved, mileage is computed and rates applied separately for each section of the Circuit Mileage, i.e., customer designated premises serving wire center to hub, hub to hub and/or hub to customer designated premises serving wire center. However, when any service is routed through a hub for purposes other than customer specified bridging or multiplexing (e.g., the Telephone Company chooses to so route for test access purposes), rates will be applied only to the distance calculated between the serving wire centers associated with the customer designated premises.

When more than one Telephone Company is involved in the provision of Special Access Service, the mileage for the per mile component of Circuit Mileage for each Telephone Company is calculated as set forth in 2.4.7 preceding.

---

**ACCESS SERVICE**

---

**7. Special Access Service (Cont'd)****7.2 Rate Categories, Applications, and Regulations (Cont'd)****7.2.1 Rate Categories (Cont'd)****(C) Optional Features and Functions**

Optional Features and Functions may be added to a basic circuit service to improve its quality or utility to meet the customer's specific communications requirements. These optional features and functions are identifiable with specific equipment, and represent the end result in terms of performance characteristics which may be obtained. These characteristics may be obtained by using various combinations of equipment. Although the equipment necessary to perform a specified function may be installed at various locations along the path of the service, they will be charged for a single rate element.

Descriptions for each of the available Optional Features and functions are set forth in Sections 7.3 through 7.11 following. Specific rate applications for multiplexing are set forth in 7.2.5 following.

**(D) Nonrecurring Charge**

Nonrecurring charges are one-time charges that apply for installation of Special Access Services, installation of optional features and functions, and moves and service rearrangements.

**(1) Installation of Service**

Nonrecurring charges apply to each service installed. The nonrecurring charges for the installation of service are applied per Circuit Termination.

Two levels of charges apply for the installation of a three or twelve capacity DS3 High Capacity system as set forth in Section 7.2.6 (A) following. A nonrecurring charge applies for the first Circuit Termination ordered by the customer and a separate nonrecurring charge will apply to each additional Circuit Termination to be installed within the same three or twelve capacity system between the same customer locations. For individual noncapacity DS3 service, the nonrecurring charge for each installation will apply at the same rate per DS3 Circuit Termination.

Customers subscribing to the Fractional T1 OPP arrangements, at rates set forth in 7.11.5(A), will not be assessed a nonrecurring charge.

The Regulations in Section 7.2.1(D)(3) will apply to FT1 OPP customers when required for charges and other service rearrangements.

---

**ACCESS SERVICE**

---

**7.        Special Access Service** (Cont'd)**7.2       Rate Categories, Applications, and Regulations** (Cont'd)**7.2.1    Rate Categories** (Cont'd)**(D)       Nonrecurring Charge** (Cont'd)**(2)       Installation of Optional Features and Functions**

Nonrecurring charges apply for the installation of some of the optional features and functions available with Special Access Service. The charge applies whether the feature or function is installed coincident with the initial installation of service or at any time subsequent to the installation of the service.

The optional features for which non-recurring charges apply are:

- Voice Grade Data Capability
- Voice Grade Telephoto Capability
- Program Audio Gain Conditioning
- Program Audio Stereo
- Wideband Data Transfer Arrangement

**(3)       Service Rearrangements**

Service rearrangements are changes to existing (installed) services which may be administrative only in nature, or that involve actual physical change to the service. Changes to pending orders are set forth in 5.3.1 preceding.

Changes in the type of service will be treated as a discontinuance of the service and an installation of a new service.

Changes in the physical location of the point of termination are treated as moves which are described and charged for as in 7.2.1(D)(4).

- (a)       Administrative changes will be made without charge(s) to the customer.

---

**ACCESS SERVICE**

---

**7.        Special Access Service** (Cont'd)**7.2       Rate Categories, Applications, and Regulations** (Cont'd)**7.2.1     Rate Categories** (Cont'd)**(D)       Nonrecurring Charge** (Cont'd)**(3)       Service Rearrangements** (Cont'd)**(a)       (Cont'd)**

Administrative changes are as follows:

- Change in name or ownership or transfer of responsibility from one customer to another, provided there is no interruption of use or relocation of Special Access service.
- Change of customer or customer's end user premises address when the change of address is not a result of a physical relocation of equipment,
- Change in billing data (name, address, or contact name or telephone number),
- Change of customer circuit identification,
- Change of billing account number,
- Change of customer test line number,
- Change of customer or customer's end user contact name or telephone number,
- Change of agency authorization, and
- Change in jurisdiction involving no physical changes to the service.

---

**ACCESS SERVICE**

---

**7.        Special Access Service** (Cont'd)**7.2       Rate Categories, Applications, and Regulations** (Cont'd)**7.2.1     Rate Categories** (Cont'd)**(D)       Nonrecurring Charge** (Cont'd)**(3)       Service Rearrangements** (Cont'd)**(b)**       All other service rearrangements will be charged for as follows:

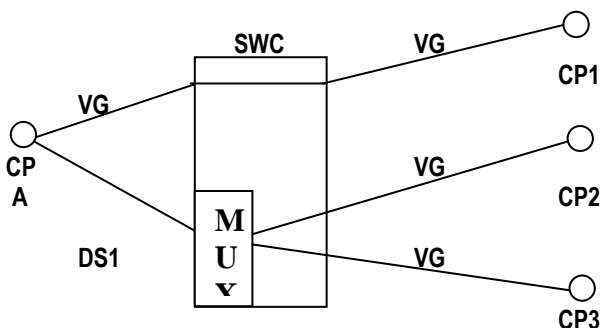
- If the change involves the addition of another termination to an existing two-point or multipoint service, installation charges for each location added will apply.
- If the change involves the addition of an optional feature or multiplexing arrangement, the installation charge associated with the optional feature or multiplexing arrangement will apply. When the optional feature or arrangement has no associated nonrecurring charge (or rated at \$.00), one circuit termination nonrecurring charge for the type of service involved (i.e., voicegrade circuit termination, DDS circuit termination, etc.) will be applied to the order.
- If the change involves only changing the type of network interface, with no change in facility, the installation charge associated with each service receiving a network interface change will apply.
- If the change involves changing a two-wire service to a four-wire service or vice versa, the installation charge for each location changed will apply.
- If the change involves only rollovers or grooming, then no charges will apply. A rollover is the retermination of a segment of a lower capacity special access service onto a higher capacity special access service. The rollover must occur in the wire center where the higher capacity service is multiplexed with no other changes to the lower capacity service being reterminated (i.e., the segment must not require rerouting to connect to the multiplexer of the higher capacity service).
- Grooming is the retermination of a lower capacity special access service from one channel in a higher capacity special access service to another channel in the same higher capacity service or to another channel in another higher capacity special access service (i.e., change in connecting facility assignment) in the same wire center, with no other changes to the lower capacity service.

---

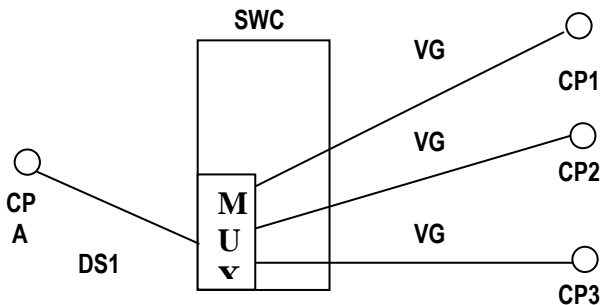
**ACCESS SERVICE**

---

7. **Special Access Service** (Cont'd)
- 7.2 **Rate Categories, Applications, and Regulations** (Cont'd)
- 7.2.1 **Rate Categories** (Cont'd)
- (D) Nonrecurring Charge (Cont'd)
- (3) Service Rearrangements (Cont'd)

**Rollove – Example 1  
Current Configuration****CP = Customer  
Premises**

The customer requests that the voiceband circuit (VG) between customer premises A and customer premises 1 be “rolled over” to the DS1 serving customer premises A. No. NRCs apply for this request.

**Rollover – Example 1  
New Configuration****CP = Cusoter  
Premises**

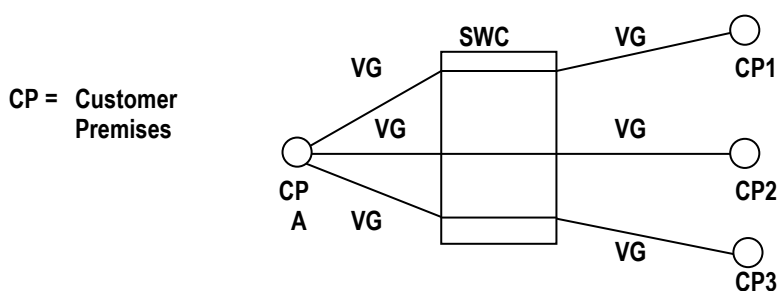
---

**ACCESS SERVICE**

---

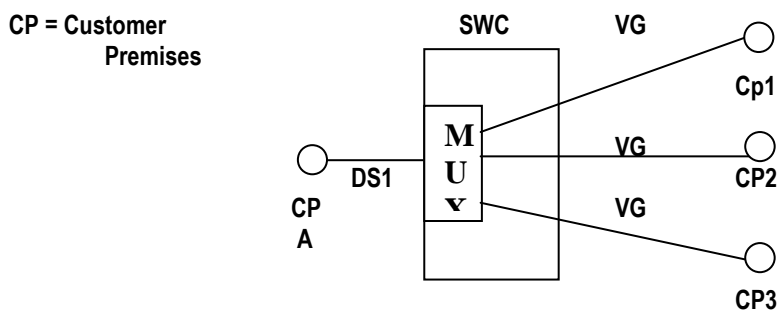
7. **Special Access Service** (Cont'd)
- 7.2 **Rate Categories, Applications, and Regulations** (Cont'd)
- 7.2.1 **Rate Categories** (Cont'd)
- (D) **Nonrecurring Charge** (Cont'd)
- (3) **Service Rearrangements** (Cont'd)

**Rollover – Example 2**  
**Current Configuration**



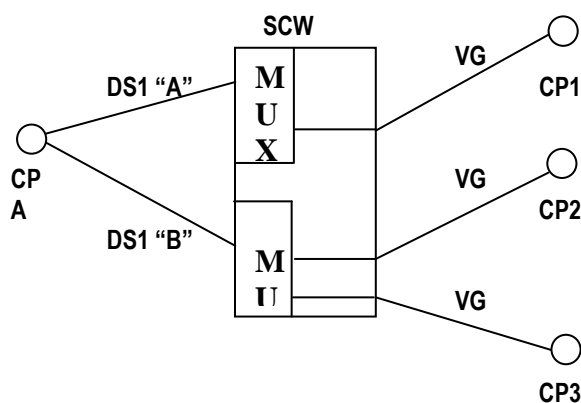
The customer request the installation of DS1 between the serving wire center (SWC) and customer premises A and DS1/Voice multiplexer in the SWC. The customer also request that hte voiceband circuits serving customer premises 1,2 and 3 be “rolled over” to the new DS1. All NRCs aply for the installation of the DS1 and multiplexer. No NRCs apply for the voiceband roll overs to the new high capacity circuit.

**Rollover – Example 2**  
**New Configuration**

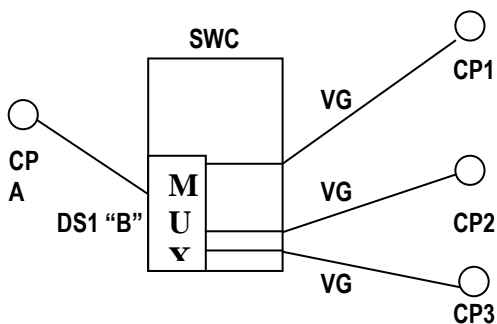


## ACCESS SERVICE

7. Special Access Service (Cont'd)
- 7.2 Rate Categories, Applications, and Regulations (Cont'd)
- 7.2.1 Rate Categories (Cont'd)
- (D) Nonrecurring Charge (Cont'd)
- (3) Service Rearrangements (Cont'd)

Grooming – Example 1  
Current ConfigurationCP = Customer  
Premises

The customer request that the voiceband (VG) circuit serving customer premises 1 be moved from the DS1 "A" circuit to the DS1 "B" circuit. No NRCs apply for this request.

Grooming – Example 1  
New ConfigurationCP = Customer  
Premises

---

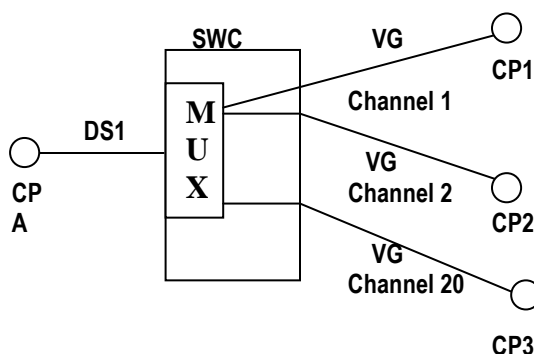
**ACCESS SERVICE**

---

7. **Special Access Service** (Cont'd)
- 7.2 **Rate Categories, Applications, and Regulations** (Cont'd)
- 7.2.1 **Rate Categories** (Cont'd)
- (D) **Nonrecurring Charge** (Cont'd)
- (3) **Service Rearrangements** (Cont'd)

**Grooming – Example 2**  
**Current Configuration**

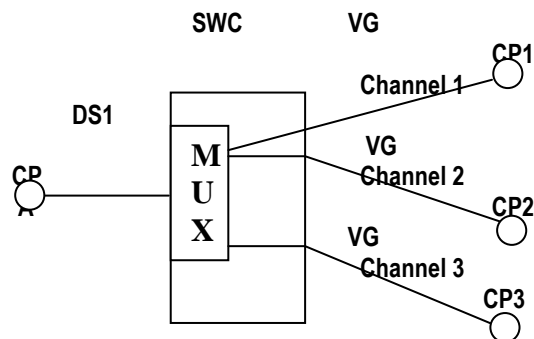
CP = Customer  
Premises



The customer request that the voiceband (VG) circuit serving customer premises 1 be moved from the DS1 "A" circuit to the DS1 "B" circuit. No NRCs apply for this request.

**Grooming – Example 2**  
**New Configuration**

CP = Customer  
Premises



- If the change involves reterminations other than Rollover and/or Grooming, all NRCs associated with the installation of the lower capacity service will apply.
- In cases where multiple service rearrangements or an additional termination or a move and a service rearrangement are requested on a single ASR, the total charge will never exceed the full nonrecurring charge for the basic service.

---

ACCESS SERVICE

---

7. Special Access Service (Cont'd)7.2 Rate Categories, Applications, and Regulations (Cont'd)7.2.1 Rate Categories (Cont'd)(D) Nonrecurring Charge (Cont'd)(4) Moves

A move involves a change in the physical location of the point of termination of Special Access. A move normally involves an interruption of Special Access for the period required to complete the move. No credit allowance will be granted for that period. Special construction may also be applicable at the different customer premises.

A customer may request that Special Access not be interrupted during a move. To comply with that request, it may be necessary to install a duplicate Special Access, and subsequently discontinue the existing Special Access. Charges, monthly and nonrecurring, will apply for the duplicate Special Access. A new minimum period will be established for the duplicate portion of the Special Access, depending on which end of the Special Access is moved. The customer will remain responsible for all minimum period charges associated with the corresponding portion of the disconnected Special Access.

The charge for the move depends on whether the move is within the same customer premises or to a different customer premises.

(A) Same CDL

When the move of a termination, as defined in Section 2.1.5, for special access is to a new point within the same customer premises (same address and/or same building), the charge for the move will be the installation charge for the portion of the service being reterminated. There will be no change in the minimum period requirements. For services subject to payment plan regulations, the same payment period will remain in force.

---

**ACCESS SERVICE**

---

**7. Special Access Service** (Cont'd)**7.2 Rate Categories, Applications, and Regulations** (Cont'd)**7.2.1 Rate Categories** (Cont'd)**(D) Nonrecurring Charge** (Cont'd)**(4) Moves** (Cont'd)**(B) Different Customer Premises**

- (1) When the move is to a different customer premises (different address and different building), except as specified below, it will be treated as a disconnect and an installation of service. The appropriate service installation charge for the service termination(s) affected will apply. A new minimum period will be established for the installed Special Access Service. The customer will remain responsible for all minimum period charges associated with the disconnected Special Access Service. For services subject to payment plan regulations, a new payment plan will be established and full assessment of the remaining liabilities will be applicable.
- (2) When the move is to a different customer premises but served by the same serving wire center, the following conditions apply:
  - A change ASR will be required.
  - The appropriate service installation charge for the service termination(s) affected will apply.
  - For Special Access services subject to payment plan regulations, if the customer of record remains the same with no lapse in service, the appropriate NRCs for changes will apply. Otherwise, the move will be treated as a disconnect and an installation of service and all appropriate NRCs and full assessment of the remaining liabilities will be applicable.

---

**ACCESS SERVICE**


---

**7. Special Access Service** (Cont'd)**7.2 Rate Categories, Applications, and Regulations** (Cont'd)**7.2.1 Rate Categories** (Cont'd)**(E) Surcharge for Special Access Service****(1) General**

Special Access Services provided under this tariff may be subject to the monthly Special Access Surcharge.

**(2) Application**

The Special Access Surcharge will apply to each interstate Special Access Service that terminates on an end user's PBX or other device where, through a function of the device, the Special Access Service interconnects to the local exchange network. The Surcharge will apply irrespective of whether the interconnection function is performed in equipment located at the customer's premises or in a Centrex CO-type switch.

The monthly Special Access Surcharge applies to special access facilities on a per voice equivalent basis as shown in the following example:

<u>Special Access Facility</u>	<u>Voice Grade Equivalent</u>	<u>Surcharge</u>	<u>Monthly Charge</u>
Group	12 x	\$25	= \$300.00
DS1	24 x	\$25	= \$600.00

---

**ACCESS SERVICE**

---

**7. Special Access Service** (Cont'd)**7.2 Rate Categories, Applications, and Regulations** (Cont'd)**7.2.1 Rate Categories** (Cont'd)**(E) Surcharge for Special Access Service** (Cont'd)**(2) Application** (Cont'd)

In the case of multipoint special access facilities, one Special Access Surcharge will apply for each termination of a special access circuit at an end user's premises.

The Telephone Company will bill the customer who orders the special access facility the Special Access Surcharge per installation unless the facility is exempt from the surcharge as set forth in (3) following.

**(3) Exemption**

The special access facility will be exempted from the monthly surcharge upon receipt of the customer's written certification for the following Special Access Service terminations:

- 1) an open-end termination in a Telephone Company switch of an FX line, including CCSA and CCSA-equivalent ONALs; or
- 2) an analog circuit termination that is used for radio or television program transmission; or
- 3) a termination used for TELEX service; or
- 4) a termination that by the nature of its operating characteristics could not make use of Telephone Company common lines such as terminations which are restricted through hardware or software; or
- 5) a termination that interconnects either directly or indirectly to the local exchange network where the usage is subject to Carrier Common Line charges, such as where the special access facility accesses only FGA and no local exchange lines, or special access facility between customer points of termination, or special access facility connecting CCSA or CCSA-type equipment (inter-machine trunks); or a termination that the customer certifies to the Telephone Company is not connected to a PBX or other device capable of interconnecting the special access facility to a local exchange subscriber line.

Written certification for exemption must include the reason the service is exempted from the surcharge using the categories of exemption as stated above. An ASR may be used for exemption certification, provided all information as required by this section is included. The Telephone Company will bill the surcharge to all customers who have not provided valid exemption certification.

## ACCESS SERVICE

7. Special Access Service (Cont'd)7.2 Rate Categories, Applications, and Regulations (Cont'd)7.2.1 Rate Categories (Cont'd)(E) Surcharge for Special Access Service (Cont'd)(3) Exemption (Cont'd)

The Telephone Company will cease billing the Special Access Surcharge when certification that the Special Access facility has become exempt from the surcharge, as set forth preceding, is received. If the status of the special access facility was changed prior to the receipt of the exemption certification, the Telephone Company will credit the customer's account, not to exceed ninety days, based on the effective date of the change specified by the customer in the letter of certification.

(4)	<u>Rate</u> Surcharge for Special Access Service	<u>Monthly Rate</u>
-----	--	---------------------

- Applicable to all jurisdictions  
of the Issuing Carriers listed  
on Title Pages 2 and 2.1.

- |   |                            |         |
|---|----------------------------|---------|
| - | Per Voice Grade Equivalent | \$25.00 |
|---|----------------------------|---------|

(F) Special Access Cross Connect for EIS

The Special Access Cross Connect charge provides the communications path between Telephone Company provided DS0 (DDS operating at 64Kbps or Fractional T1 bandwidths), DS1 or DS3 Circuit Termination or Circuit Mileage and a customer's transmission equipment and facilities where the customer is provided EIS as defined in Section 17. The Special Access Cross Connect charge may also provide the communications path between a customer's transmission equipment and facilities where the customer is provided EIS and EIS arrangements of another customer via Dedicated Transport Service as set forth in Section 19.1. The Special Access Cross Connect is available as DS0, DS1 or DS3 connections. The DS0 Cross Connect can accommodate 64Kbps DDS and Fractional T1 bandwidths of 128 Kbps, 256 Kbps and 384 Kbps. The Cross Connect arrangement may be connected directly to Telephone company provided 64Kbps DDS or Fractional T1/DS0, DS1 or DS3 services or to a Telephone Company provided 64 Kbps DDS or Fractional T1/DS0, DS1, or DS3 multiplexing arrangement. The Cross Connect charge applies per DS0 (64Kbps), DS1, or DS3 connection.

Fractional T1 service can be designed to carry various DS0 combinations. Therefore, The DS0 Cross Connect charge for Fractional T1 will be assessed as follows:

128 Kbps: 2 DS0 Cross Connects  
 256 Kbps: 4 DS0 Cross Connects  
 384 Kbps: 6 DS0 Cross Connects

In addition to the Special Access Cross Connect arrangements described herein, Optical Facility Terminations are available as described in Section 19.2.

Rates for DS0, DS1, and DS3 Cross Connect arrangements listed in Section 7.11.5 and rates for Optical Facility Terminations listed in Section 19.2(E) will apply in addition to the other rates and charges as specified in Section 17.

---

## ACCESS SERVICE

---

### 7. Special Access Service (Cont'd)

#### 7.2 Rate Categories, Applications and Regulations

##### 7.2.1 Rate Categories

#### (G) DS1 Term Payment Plan (TPP)

##### (1) Description

The DS1 Term Payment Plan (TPP) allows customers term discounts for DS1 circuit termination. A customer may select this service for either a single state or multi-state level. TPP is offered for a 1, 2, 3, or 5 year service commitment period for the DS1 circuit termination. All TPP DS1 circuit terminations will be billed the same rate, depending on the length of the term selected by the customer.

During the TPP term, a customer may not concurrently subscribe its Special Access DS1 Services to a National Discount Plan as set forth in Section 22 following.

##### (2) Rate Changes

Decreases in the TPP monthly recurring circuit termination rates will be passed on to subscribers of the plan.

##### (3) Commitment Levels

To initiate a TPP, on either a single state or multi-state plan, the minimum commitment is as shown below.

Number of States	Minimum Number of Circuit Terminations
1	25
2	50
3	75
4	100
5 and over	125

The commitment levels will be met if the customer has the minimum number of DS1 TPP circuit terminations in service. If the customer has committed to more than the minimum number of circuit terminations required, as shown above, an allowance of minus 2% or plus 5 % will be considered as having met the commitment level.

---

**ACCESS SERVICE**

---

**7. Special Access Service (Cont'd)****7.2 Rate Categories, Applications and Regulations****7.2.1 Rate Categories****(G) DS1 Term Payment Plan (TPP)****(4) Changes to Commitment Levels**

Written notice must be submitted by the customer to change the commitment level of DS1 circuit terminations. If, as the result of increasing or decreasing the commitment level, service is changed from a TPP to a DS1 standard arrangement, or from a standard arrangement to a TPP arrangement an ASR will be required within 30 days for all services changed. Only one TPP arrangement will be allowed per customer for each term period. Penalties for decreasing the commitment level are discussed in 7.2.1(G)(8).

**(5) TPP Plan Enrollment**

When the customer elects to enroll in a TPP they must specify, in writing, the enrollment date (which will be the anniversary date) and the commitment level. The specified enrollment date must be within 30 days of receipt. The customer must also select whether the TPP will be a single state or multi-state plan and specify the states to be included. By the specified date the customer must issue ASRs to add DS1 circuit terminations to the TPP and/or convert standard arrangement to the TPP to fall within the commitment range specified in 7.2.1(G)(3).

---

**ACCESS SERVICE**

---

**7.        Special Access Service (Cont'd)****7.2       Rate Categories, Applications and Regulations****7.2.1     Rate Categories****(G)       DS1 Term Payment Plan (TPP)****(6)       Annual Review**

Each customer's TPP will be reviewed annually. The customer will be notified in writing as to the status of the TPP. This notification will inform the customer of any TPP DS1 circuit terminations that must be converted. If the customer has increased the number of DS1 circuit terminations from the initial commitment beyond the range specified in 7.2.1(G)(3), he will have the option of increasing the commitment level for the remainder of the plan. If the customer chooses not to increase the commitment level of DS1 circuit terminations for the remaining year(s) of the plan, he must convert the increased number of DS1 circuit terminations to the standard payment plan. The DS1 circuit terminations that are converted to the standard payment plan will not be eligible for reconversion to the TPP for a ten month period. The customer may decrease the commitment level at the time of the annual review and pay the applicable penalties for the amount of DS1 circuit terminations being decreased. The customer will have 30 days from receipt of this notification to convert DS1 circuit terminations.

If the customer does not take action during the 30 day period, the commitment level will be automatically changed to the number of TPP DS1 circuit terminations in effect at the anniversary date. Penalties will apply as set forth in 7.2.1(G)(8).

---

**ACCESS SERVICE**

---

**7. Special Access Service (Cont'd)****7.2 Rate Categories, Applications and Regulations****7.2.1 Rate Categories****(G) DS1 Term Payment Plan (TPP)****(7) TPP Conditions**

If a DS1 service has two DS1 circuit terminations, to include this service as part of a TPP, both DS1 circuit terminations must be in the TPP.

After enrolling in the plan, the customer may add or delete DS1 circuit terminations rated at the specified term period rate at any time during the plan. For example, if the customer agrees to a 2 year TPP, they may add DS1 circuit terminations at any time at the 2 year TPP rate.

Individual states can not be added or deleted during the plan period.

A customer may subscribe to only one plan for each term period within a given state.

**(8) Penalties for Failing To Meet Commitment**

When the number of TPP Services at the annual review is less than the acceptable commitment range, the following penalty charges will apply, based on the difference between the commitment level less 2% and the number of TPP services in effect at the annual review. For example, if the commitment level is 100 and the customer has 90 DS1 TPP circuit terminations at time of annual review, the penalties described below will be applied to the difference of 98 (2% less than 100) and 90, which would be 8 in this example.

- (a) The penalties charged during the first year of the TPP will be the full MRC for 4 months plus 10% of the MRC for the remaining number of months.
- (b) The penalties charged during the subsequent years of the TPP will be 10% of the MRC for 4 months plus 10% of the MRC for the remaining number of months.

---

**ACCESS SERVICE**

---

**7. Special Access Service (Cont'd)****7.2 Rate Categories, Applications and Regulations****7.2.1 Rate Categories****(G) DS1 Term Payment Plan (TPP)****(9) TPP Nonrecurring Charge**

Customers subscribing to a TPP will be assessed a nonrecurring charge per circuit termination except in the following conditions:

- when converting standard arrangement circuit terminations to a TPP.

**(10) Changes in Length of a TPP Period**

Prior to the expiration of a TPP period, the customer may elect to convert to a new TPP period of the same or different length, subject to the following conditions:

- no credit will be given for the new payment period for payments made under the original TPP arrangement
- NRCs will not be reapplied for existing service(s)
- if the new TPP period is shorter in length than the time remaining under the existing TPP, the change to the new TPP period constitutes a disconnect of the existing TPP service and termination liability charges will apply
- the rates for the new period will be the rates currently in effect at the time of the change.

---

ACCESS SERVICE

---

7. Special Access Service (Cont'd)7.2 Rate Categories, Applications and Regulations7.2.1 Rate Categories(G) DS1 Term Payment Plan (TPP)(11) Renewal Options

At the expiration of a TPP period, the customer may select a new TPP period or convert to a month to month payment plan. If the customer fails to make this selection, the Telephone Company will notify the customer and continue one additional month of TPP billing. If the customer does not select a new payment plan within 30 days from the expiration date, billing will automatically convert to the DS1 month to month payment plan.

At the expiration of the TPP period, if the customer renews at the DS1 quantity in service at the end of his previous TPP, or a greater quantity, and makes no change in the selected states, then any penalties that may need to be assessed at the first anniversary of the renewal period will be assessed as set forth in 7.2.1(G)(8)(b). The rates for the renewal period will be the rates in effect at the time of the renewal.

(12) Upgrade to Higher Speed Service

The customer may upgrade service to a higher speed during a TPP period. The upgraded service will be subject to all appropriate NRCs.

If both of the following conditions exist, the commitment level will be decreased by the number of TPP DS1 circuit terminations that are upgraded to a higher speed service.

- The customer must notify the Telephone Company in writing in addition to the ASR.
- The higher speed service period must be longer in length than the time remaining under the TPP.

---

ACCESS SERVICE

---

7. Special Access Service (Cont'd)7.2 Rate Categories, Applications and Regulations7.2.1 Rate Categories(H) Optional Payment Plan (OPP)(1) General

- (a) The terms and conditions specified herein are applicable to Fractional T1 Service (FT1).
- (b) Only the Circuit Termination rate element is available under an OPP. All other associated rate elements or additional features are available at the minimum month-to-month tariffed rates and regulations.
- (c) FT1 Circuit Termination rates will not be greater than minimum month-to-month tariffed rates and regulations.
- (d) Three year and five year OPP rates will be equal to or less than the one year OPP rates. Decreases to the one year OPP will flow through to the three year and five year OPP.
- (e) Payment periods of one year, three year, and five year are available to all customers at the applicable rates set forth in 7.11.5(A) regardless of when they subscribe to an OPP arrangement.
- (f) The customer must designate on the ASR the payment period for the OPP.
- (g) Inside moves, provided in accordance with 7.2.1(D) (4), will not incur termination liability charges.
- (h) Outside moves, provided in accordance with 7.2.1(D) (4) (B), will allow the customer to retain the same OPP payment period. Any other move will be treated as a disconnect of the service and termination liability charges will apply.

---

**ACCESS SERVICE**

---

**7. Special Access Service (Cont'd)****7.2 Rate Categories, Applications and Regulations****7.2.1 Rate Categories****(H) Optional Payment Plan (OPP)****(2) Changes in Length of OPP Period**

Prior to the completion of the selected OPP period, the customer may elect to convert to a new OPP period of the same or different length, subject to the following conditions:

- No credit toward the new payment period will be given for payments made under the original OPP arrangement.
- Nonrecurring charges will not be reapplied for existing service(s).
- If the new OPP period is shorter in length than the time remaining under the existing OPP, the change to the new OPP period constitutes a new disconnect of the existing OPP service and termination liability charges apply.

**(3) Renewal Options**

- (a) At the expiration of an OPP period, the Telephone Company will automatically renew the service at the same OPP period unless the customer chooses to convert to a different OPP period, convert to month-to-month rates or discontinue service.
- (b) Conversion to a different OPP period will require the customer to submit a change order ASR. conversion to a different OPP period will be allowed without application of any nonrecurring or ordering charges.
- (c) Conversion to month-to-month rates will be treated as a disconnect of service and establishment of new service. If no other changes are ordered, no NRCs will apply.

---

**ACCESS SERVICE**

---

**7. Special Access Service (Cont'd)****7.2 Rate Categories, Applications and Regulations****7.2.1 Rate Categories****(H) Optional Payment Plan (OPP)****(4) Notification of Discontinuance**

An ASR for discontinuance of an OPP arrangement must be received by the Telephone Company at least thirty (30) days prior to actual disconnect of service. Monthly charges will apply for a period of thirty (30) days from the date the Telephone Company received disconnect notification or until the requested disconnect date, whichever period is longer.

**(5) Upgrade to Higher Speed Service**

Customers may elect to upgrade service to a higher speed during an OPP period, subject to the following conditions:

- The upgraded service will be subject to all appropriate nonrecurring charges.
- Termination liability charges will not apply as long as the upgraded service remains connected at the same point of termination(s) or meets the requirements set forth in 7.2.1(D)(B)(2).
- If the upgrade involves establishing a multiplexing arrangement, termination liability charges will not apply if the hub wire center is the same one associated with the customer designated location.

---

ACCESS SERVICE

---

7. Special Access Service (Cont'd)7.2 Rate Categories, Applications and Regulations7.2.1 Rate Categories(H) Optional Payment Plan (OPP)(6) Termination Liability

When an OPP service is discontinued prior to the end of the period, termination liability charges, as set forth below, will apply based on the remainder of the OPP period in effect at the time of disconnect.

One Year OPP - 50% of any remaining portion of the first year's recurring charges.

Three Year OPP - 50% of any remaining portion of the first year's recurring charges. In addition, for any remaining portion of the second and third years, the customer will be liable for 10% of the total monthly recurring charges in that time period.

Five Year OPP - 50% of any remaining portion of the first year's recurring charges. In addition, for any remaining portion of the second through fifth years, the customer will be liable for 20% of the total monthly recurring charges in that time period.

(7) Termination Without Liability

During an OPP period, should the currently effective rate for a customer's service increase, the customer may, at their option, terminate the OPP arrangement without penalty or liability.

A customer may change the number of channels of an N x 56 Kbps or N x 64 Kbps service to another higher value of N (where N = 2, 4, or 6), subject to the following rate applications:

- The changes service will be subject to all appropriate nonrecurring charges.
- Termination liability charges will no apply as long as the changed service remains connected at the same point of termination(s) or meets the requirements of 7.2.1(D)(4)(B)(2).
- If the change involves establishing a multiplexing arrangement, termination liability charges will not apply if the hub wire center is the same one associated with the customer designated location.

---

**ACCESS SERVICE**

---

**7. Special Access Service** (Cont'd)**7.2 Rate Categories, Applications, and Regulations** (Cont'd)**7.2.2 Minimum Periods**

The minimum service period for all services except part-time and occasional Program Audio services and High Capacity DS3 services is one month. The minimum service period for part-time Program Audio Services is one day even though the service will be provided only for the duration of the event specified on the order (e.g., one-half hour, two hours, five hours, etc.). The minimum period for High Capacity DS3 Service is that period requested by the customer as set forth in Section 7.2.6 (B) following.

The minimum service periods for High Capacity DS3 Services and High Capacity DS1 Services that are included in a National Discount Plan are set forth in Section 22.1.8 following.

**7.2.3 Application of Daily and Monthly Rates****(A) Daily Rates**

Daily rates are recurring rates that apply to each 24 hour period or fraction thereof that a Program Audio Special Access Service is provided for part-time or occasional use. For purposes of applying daily rates, the 24 hour period is not limited to a calendar day.

Part-time Program Audio Service ordered on one Access Service Request and provided within a consecutive 30 day period will be charged the daily rate, not to exceed an amount equal to the monthly rate. For each subsequent day or part day, a charge equal to 1/30th of the monthly rate shall apply.

**(B) Monthly Rates**

Monthly rates are flat recurring rates that apply each month or fraction thereof that a Special Access Service is provided. For billing purposes, each month is considered to have 30 days.

---

ACCESS SERVICE

---

**7. Special Access Service** (Cont'd)**7.2 Rate Categories, Applications, and Regulations** (Cont'd)**7.2.4 Facility Hubs and Multiplexing**

A customer has the option of ordering Voice Grade facilities or High Capacity facilities (i.e., Group, Supergroup, Mastergroup, DS1, DS1C, DS2, DS3 or DS4) to a facility hub for multiplexing to individual services of a lower capacity or bandwidth (e.g., Telegraph, Voice, Program Audio, etc.). Additionally, the customer may specify optional features for the individual circuits derived from the facility to further tailor the circuit to meet specific communications requirements.

Some of the types of multiplexing available include the following:

- from higher to lower bit rate
- from higher to lower bandwidth
- from digital to voice frequency circuits

A hub is a Telephone Company designated wire center at which multiplexing functions are performed.

Different locations may be designated as hubs for different facility capacities, e.g., multiplexing from digital to digital may occur at one location while multiplexing from digital to analog may occur at a different location. When placing an Access Service Request the customer will specify the desired hub. The National Exchange Carrier Association Tariff FCC No. 4 identifies serving wire centers, hub locations and the type of multiplexing functions available.

---

**ACCESS SERVICE**

---

**7. Special Access Service (Cont'd)****7.2 Rate Categories, Applications, and Regulations (Cont'd)****7.2.4 Facility Hubs and Multiplexing (Cont'd)**

Point to point services may be provided on circuits of these facilities to a hub. The transmission performance for the point to point service provided between the customer designated premises will be that of the lower capacity or bit rate.

The Telephone Company will commence billing the monthly rate for the facility to the hub on the date specified by the customer on the Access Service Request. The customer will be billed for a High Capacity or Voice Grade Circuit Termination, Circuit Mileage, Special Access Cross Connect and the multiplexer for the service at the time the facility is installed. Individual services utilizing these facilities may be installed coincident with the installation of the facility to the hub or may be ordered and/or installed at a later date, at the option of the customer. Individual service rates (by service type) will apply for a Circuit Termination and additional Circuit Mileage (as required) for each channelized service. These will be billed to the customer as each individual service is installed.

Cascading multiplexing occurs when a high capacity circuit is de-multiplexed to provide circuits with a lesser capacity and one of the lesser capacity circuits is further demultiplexed. When cascading multiplexing is performed, whether in the same or a different hub, a charge for the additional multiplexing unit also applies. When cascading multiplexing is performed at different hubbing locations, Circuit Mileage charges also apply between the hubs.

Although not requiring multiplexing, the Telephone Company will designate certain hubs for Program Audio Services. Full-time service will be provided between a customer designated premises and a hub and billed accordingly at the monthly rates set forth in 7.6.5 and 7.7.4 for a Circuit Termination, and Circuit Mileage and Optional Features and Functions as applicable. The customer may order part-time and occasional Program Audio as needed between the hub and a second customer designated premises. The rate elements required to provide the part-time or occasional service (i.e., Circuit Termination, and Circuit Mileage and Optional Features as applicable) will be billed at daily rates for the duration of the service requested.

---

**ACCESS SERVICE**

---

**7. Special Access Service** (Cont'd)**7.2 Rate Categories, Applications, and Regulations** (Cont'd)**7.2.5 Shared Use Analog and Digital High Capacity Services**

Monthly charges for a DS1 or DS3 high capacity shared used facility will be apportioned between Switched\* and Special Access based on the relative proportion of channels used for Switched and Special Access in the following manner.

If the facility is ordered as Special Access, rating as Special Access will continue until such time as a portion of the available capacity is used to provide Switched Access Service\*. As individual channels are activated for Switched Access, monthly charges will be apportioned between Switched and Special Access based on the number of channels used for Switched Access and the number of remaining channels on the Special Access facility according to the following formula: 1) the total shared use charge is equal to the Monthly Switched Access Charge times the number of channels used for Switched Access divided by 24 for DS1 or 672 for DS3 plus the monthly Special Access Charge times the number of channels remaining for Special Access divided by 24 for DS1 or 672 for DS3.

If the facility is ordered as Switched Access, rating as Switched Access\* will continue until such time as a portion of the available capacity is used to provide Special Access service. As individual channels are activated for Special Access, monthly charges will be apportioned between Switched and Special Access based on the number of channels used for Special Access and the number of remaining channels on the Switched Access Facility according to the following formula: 1) the total shared use charge is equal to the Monthly Special Access Charge times the number of channels used for Special Access divided by 24 for DS1 or 672 for DS3 plus the monthly Switched Access Charge times the number of channels remaining for Switched Access divided by 24 for DS1 or 672 for DS3.

The monthly switched and special access rate used will be the appropriate rate (Special Access Circuit Termination, Circuit Mileage-Fixed and Per Mile\*, and/or Multiplexer rates, and Switched Access Entrance Facility, Direct-Trunked Transport and/or Multiplexer rates) for the underlying shared use facility, e.g., if the underlying facility is a special access DS3 service, the corresponding Switched Access DS3 Transport will be used to determine the Switched Access monthly charges.

In the case of a National Discount Plan, the discounts as set forth in Section 22.1.5 following must be applied to the Special Access DS3 Service or Special Access DS1 Service, as applicable, before the monthly charges are apportioned between Switched and Special Access based on the number of channels used for Special Access and the number of remaining channels on the Switched Access Facility according to the formula above.

\* Shared Use Analog and Digital High Capacity Services, are not available for arrangements between service areas listed under 7.1.10.

---

ACCESS SERVICE

---

7. **Special Access Service** (Cont'd)7.2 **Rate Categories, Applications, and Regulations** (Cont'd)7.2.6 **DS3 High Capacity\***

- (A) A DS3 (44.736Mbps) High Capacity Circuit Termination may be ordered as an Individual, 3-System or 12-System. A Circuit Termination may be ordered with an electrical or optical interface.

DS3 Circuit Terminations are non-distance sensitive and are provided on a protected basis.

**Individual System**

An Individual System is a single DS3 between a CDL and the serving wire center. The appropriate NRC is applied per Circuit Termination.

Circuit Mileage rate elements are applied per Circuit Termination when mileage between offices is required. In instances when a Circuit Termination is ordered to a second CDL in conjunction with an Individual System Circuit Termination and Circuit Mileage between offices is required Circuit Mileage rate elements are applied per circuit.

Banded Circuit Mileage rate elements are applied to certain DS3 Services that are provided under a National Discount Plan as specified in Section 22.1.6 following.

**3-System**

The 3-System allows the same customer, between the same CDL and the serving wire center, to order additional DS3 Circuit Terminations, up to a maximum of two. Additional Circuit Terminations may only be added with the same interface, electrical or optical, as the First System. The appropriate NRC is applied per Circuit Termination.

Circuit Mileage rate elements are applied per Circuit Termination when mileage between offices is required. In instances when a Circuit Termination is ordered to a second CDL in conjunction with a 3-System Circuit Termination and Circuit Mileage between offices is required Circuit Mileage rate elements are applied per circuit.

Banded Circuit Mileage rate elements are applied to certain DS3 Services that are provided under a National Discount Plan as specified in Section 22.1.6 following.

\* DS3 High Capacity service may be provided between service areas shown under 7.1.10, where facilities and conditions permit.

---

**ACCESS SERVICE**

---

**7. Special Access Service** (Cont'd)**7.2 Rate Categories, Applications, and Regulations** (Cont'd)**7.2.6 DS3 High Capacity** (Cont'd)**(A)** (Cont'd)12-System

The 12-System allows the same customer, between the same CDL and the serving wire center, to order additional DS3 Circuit Terminations, with a maximum of eleven. Additional Circuit Terminations may only be added with the same interface, electrical or optical, as the First System. The appropriate NRC is applied per Circuit Termination.

Circuit Mileage rate elements are applied per Circuit Termination when mileage between offices is required. In instances when a Circuit Termination is ordered to a second CDL in conjunction with a 12-System Circuit Termination and Circuit Mileage between offices is required Circuit Mileage rate elements are applied per circuit in accordance with Section 7.2.1(B).

Banded Circuit Mileage rate elements are applied to certain DS3 Services that are provided under a National Discount Plan as specified in Section 22.1.6 following

**(B)** Minimum Service Periods

DS3 service is offered under four minimum service periods, each with different rate levels. The minimum service periods are 1, 3, 5 and 7 years. The customer must specify the minimum service period at the time the service is ordered. Each DS3 service within a three/twelve capacity system can have a different minimum service period. Each DS3 Circuit Termination of a two-point DS3 service must have the same minimum service period.

The minimum service periods for Special Access DS3 Service and Special Access DS1 Service that are included in a National Discount Plan are set forth in Section 22.1.8 following

The customer may select a longer minimum service period at any time, without penalty or application of nonrecurring charges, to obtain the lower recurring rates associated with a longer minimum service period. When the customer selects this option, the customer will receive full credit for the amount of time the service was provided under the shorter minimum service period. For example, if a customer, who initially ordered DS3 service under a one-year minimum service period, after six months decides to select the three year minimum service period, the customer will have a remaining obligation period of 30 months. The new recurring charges will apply subsequent to the effective date of the new minimum service period.

**(C)** Expiration of Service Periods

At the expiration of a service commitment period, the customer may select a new DS3 commitment period. If the customer does not select a new minimum service period within 60 days from the expiration date, billing will remain at the current service period and a new DS3 service period will begin based on the previously effective service period. All terms and conditions, including subsequent Termination Liabilities will apply to the new DS3 Period.

---

**ACCESS SERVICE**


---

**7. Special Access Service (Cont'd)****7.2 Rate Categories, Applications, and Regulations (Cont'd)****7.2.6 DS3 High Capacity (Cont'd)****(C) Expiration of Service Periods (Cont'd)**

Customers with expired service periods for the Individual System, Three System and Unlimited System DS3s, prior to the effective date of this tariff offering will have up to 180 days to select a new commitment service period. If the customer does not select a new service period within 180 days of the effective date of this tariff, billing will remain at the current service period and a new DS3 minimum service period will begin based on the last service period. The beginning date of the new service period will be the date immediately following the expiration date of the expired service period. This does not apply to the grandfathered DS3 Group System service offerings.

**(D) Discontinuance Without Liability - DS3 Minimum Service Period**

Rates for DS3 service may vary during the minimum service period; however, should the recurring charges for a customer's DS3 service increase, in aggregate, by more than 10% from the original recurring charges during the minimum service period, the customer may, at their option, terminate the DS3 service without penalty or liability.

The customer may cancel the minimum service period of a DS3 Service that is provided under this Section 7.2.6 in order to subscribe such DS3 Service to the NDP as set forth in Section 22 following.

**(E) Discontinuance With Liability - DS3 Minimum Service Period**

When a DS3 service is discontinued prior to the end of the minimum service period, the customer will be liable for a percentage of the total monthly charges for the remaining portion of the minimum service period. This charge will be based on the rates in effect at the time of disconnect. The customer's total liability is dependant upon the number of months remaining within the year that the service is discontinued times the liability rate for that year plus the total monthly charges for each annual period remaining in the minimum service period times the applicable liability rate. The liability rates for each year of the minimum service period are as follows:

<u>Year In Which Service Is Discontinued</u>	<u>Liability Rate</u>
1	45%
2	30%
3	25%
4	20%
5	15%
6	10%
7	5%

For example, if a customer with a seven year minimum service period discontinues DS3 service after six months within the 4th year, the customer will be liable for 20% of the total monthly charges for six months, 15% of the total monthly charges for the 5th year, 10% of the total monthly charges for the 6th year and 5% of the total monthly charges for the 7th year.

---

**ACCESS SERVICE**

---

**7.        Special Access Service** (Cont'd)**7.2       Rate Categories, Applications, and Regulations** (Cont'd)**7.2.6     DS3 High Capacity** (Cont'd)**(F)       Notification of Discontinuance**

Notice of discontinuance must be given by the customer at least thirty days prior to actual discontinuance. Monthly charges will apply for a period of thirty days from the date the Telephone Company receives discontinuance notification or until the requested discontinuance date, whichever period is longer.

**(G)       Upgrade to a Larger Capacity System**

At the customer's option, upgrades from a smaller capacity system to a larger capacity system will be allowed. All appropriate NRCs for the larger capacity system will apply. Credit will not be given for any number of months the original system was maintained. A new minimum service period will be required for the larger capacity system.

---

ACCESS SERVICE

---

7. Special Access Service (Cont'd)7.2 Rate Categories, Applications, and Regulations (Cont'd)7.2.6 DS3 High Capacity (Cont'd)(H) Downgrade to a Smaller Capacity System

Downgrades from a larger capacity system to a smaller capacity system will not be allowed without the full assessment of the liabilities described in (E) preceding for the original larger system, plus the full application of all charges for the smaller system. Credit will not be given for any number of months the original system was maintained. A new minimum service period will be required for the smaller capacity system.

(I) Service Disconnect

When a customer requests the disconnect of a DS3 service in the three/twelve capacity system, the disconnect steps are applied on a last in, first out basis. When only the First DS3 service exists on a three/twelve capacity system, that service will be disconnected.

(J) Conversion to Tariff - ICB DS3 Service

All Individual Case Basis (ICB) DS3 service arrangements will be converted to general tariff rates no later than one year from the effective date of this filing.

When an ICB DS3 customer paid a higher Nonrecurring Charge (NRC) for installation and a lower Monthly Recurring Charge (MRC) for DS3 service than is applicable under the general DS3 tariff offering, a credit will be made to the customer's account, less any benefit received for the lower MRC, for the excess amount. The credit will be calculated and the customer will be informed of the amount within 30 days after the customer either converts to general DS3 tariff service or terminates the ICB DS3 service. The credit amount will be applied to the customer's bill as a lump sum. The credit amount will be calculated as follows:

$$\text{NRC Credit} = (\text{ICB NRC}) - (\text{Effective Tariff NRC}) - (\text{MRC Benefit})$$

---

ACCESS SERVICE

---

7. Special Access Service (Cont'd)7.2 Rate Categories, Applications, and Regulations (Cont'd)7.2.6 DS3 High Capacity (Cont'd)(J) Conversion to Tariff - ICB DS3 Service (Cont'd)

The MRC benefit is equal to the present worth of the difference between the current MRC and the ICB MRC, discounted at one percent per month in service. In no event will the MRC benefit be less than zero. This calculation is shown below:

$$\text{MRC Benefit} = (\text{Current MRC} - \text{ICB MRC}) \times \frac{(1+i)^n - 1}{i \times (1+i)^n}$$

n = Number of months in service

i = Monthly interest rate expressed as a decimal (.01)

For purposes of determining the current general DS3 NRC amount, the ICB service will be matched to the general DS3 offering based on capacity size (1, 3 or 12), and the rate plan term (1, 3, 5 or 7) closest to the ICB's Maximum Termination Liability (MTL) period. For example, if an ICB DS3 was provided at the customer's request on a three capacity DS3 system with a ten year MTL, then the ICB NRC would be compared to the current rate for a three capacity system with a seven year rate plan.

---

ACCESS SERVICE

---

- 7.        Special Access Service (Cont'd)
- 7.2      Rate Categories, Applications, and Regulations (Cont'd)
- 7.2.7    Reserved

---

**ACCESS SERVICE**


---

**7. Special Access Service (Cont'd)****7.3 Metallic Service****7.3.1 Basic Circuit Description**

A Metallic circuit is an unconditioned two-wire circuit capable of transmitting low speed varying signals at rates up to 30 baud. Metallic circuits are provided between customer designated premises or between a customer designated premises and a Telephone Company hub where bridging functions are performed. Interoffice metallic facilities will be limited in length to a total of five miles per circuit.

**7.3.2 Technical Specifications Packages**

<u>Parameter</u>	<u>Package MT-</u>			
	<u>C</u>	<u>1</u>	<u>2</u>	<u>3</u>
DC Resistance				
Between Conductors	X	X	X	
Loop Resistance	X			X
Shunt Capacitance	X			X

The technical specifications are delineated in Technical Publication TR-NPL-000336.

**7.3.3 Channel Interfaces**

Compatible channel interfaces are set forth in 9. following.

**7.3.4 Optional Features and Functions****(1) Central Office Bridging Capability**

- (a) Three Premises Bridging - Provision of tip-to-tip and ring-to-ring connection in a central office of a metallic pair to a third customer premises.
- (b) Series Bridging of up to 26 customer premises.

The following table shows the technical specifications packages with which the optional features and functions are available.

	<u>Available with Technical Specifications Package MT-</u>			
	<u>C</u>	<u>1</u>	<u>2</u>	<u>3</u>
Three Premises Bridging	X	X		X
Series Bridging	X		X	

---

**ACCESS SERVICE**

---

**7.        Special Access Service** (Cont'd)**7.3       Metallic Services** (Cont'd)**7.3.5     Rates and Charges**

(A)        Circuit Termination  
             - Per Point of Termination  
             -

<u><b>Jurisdiction</b></u>	<u><b>Monthly Rates</b></u>	<u><b>Nonrecurring Charges</b></u>
Arizona - Western	\$13.02	\$200.00
California	24.00	200.00
Illinois	16.00	200.00
Indiana	27.60	200.00
Nevada	27.50	200.00
N Carolina	23.00	200.00
Washington	27.00	200.00

---

**ACCESS SERVICE**

---

**7.        Special Access Service** (Cont'd)**7.3       Metallic Service** (Cont'd)**7.3.5     Rates and Charges** (Cont'd)**(B)       Circuit Mileage**

<b><u>Jurisdiction</u></b>	<b>Monthly Rates <u>Fixed</u></b>	<b>Monthly Rates <u>Per Mile</u></b>
Arizona - Western	\$14.35	\$0.71
California	17.34	1.10
Illinois	12.30	1.05
Indiana	14.67	2.03
Nevada	13.50	1.82
N Carolina	11.01	1.02
Washington	19.23	3.61

---

ACCESS SERVICE

---

7. Special Access Service (Cont'd)7.3 Metallic Services (Cont'd)7.3.5 Rates and Charges (Cont'd)(C) Optional Features and Functions(1) Bridging  
- Per Port

<u>Jurisdiction</u>	Three Premises Bridging <u>Monthly Rate</u>	Series Bridging <u>Monthly Rate</u>
Rates listed here apply to all jurisdictions of the Issuing Carriers listed on Title Pages 2, 3 and 4.	\$8.00	\$8.00

---

**ACCESS SERVICE**


---

**7. Special Access Service (Cont'd)****7.4 Telegraph Grade Service****7.4.1 Basic Service Description**

A Telegraph Grade circuit is an unconditioned circuit capable of transmitting binary signals at rates of 0-75 baud or 0-150 baud. This circuit is furnished for half-duplex or duplex operation. Telegraph Grade circuits are provided between customer designated premises or between a customer designated premises and a Telephone Company hub.

**7.4.2 Technical Specifications Packages**

<u>Parameter</u>	<u>Package TG-</u>		
	<u>C</u>	<u>1</u>	<u>2</u>
Telegraph Distortion	X	X	X

The technical specifications are delineated in Technical Reference TR-NPL-000336.

**7.4.3 Channel Interfaces**

Compatible channel interfaces are set forth in 9. following.

**7.4.4 Optional Features and Functions****(1) Telegraph Bridging (two-wire and four-wire)**

The following table shows the technical specifications packages with which the optional features and functions are available.

	<u>Available with Technical Specifications Package TG-</u>		
	<u>C</u>	<u>1</u>	<u>2</u>
Telegraph Bridging	X	X	X

---

**ACCESS SERVICE**


---

**7.        Special Access Service** (Cont'd)**7.4       Telegraph Grade Service** (Cont'd)**7.4.5     Rates and Charges**

(A)        Circuit Termination  
              - Per Point of Termination

<u><b>Jurisdiction</b></u>	<u><b>2-Wire Monthly Rates</b></u>	<u><b>2-Wire Nonrecurring Charges</b></u>
Arizona - Western	\$13.02	\$200.00
California	24.00	200.00
Illinois	16.00	200.00
Indiana	27.60	200.00
Nevada	27.50	200.00
N Carolina	23.00	200.00
Washington	27.00	200.00

---

**ACCESS SERVICE**


---

**7.        Special Access Service** (Cont'd)**7.4       Telegraph Grade Service** (Cont'd)**7.4.5     Rates and Charges** (Cont'd)

(A)        Circuit Termination (Cont'd)  
              - Per Point of Termination

<u>Jurisdiction</u>	<u>4-Wire Monthly Rates</u>	<u>4-Wire Nonrecurring Charges</u>
Arizona - Western	\$16.25	\$200.00
California	31.35	200.00
Illinois	21.00	200.00
Indiana	44.83	200.00
Nevada	44.20	200.00
N Carolina	28.45	200.00
Washington	32.41	200.00

---

**ACCESS SERVICE**


---

**7.        Special Access Service** (Cont'd)**7.4        Telegraph Grade Service** (Cont'd)**7.4.5        Rates and Charges** (Cont'd)**(B)        Circuit Mileage**  
- Per Point of Termination

<b><u>Jurisdiction</u></b>	<b><u>Monthly Rates -Fixed</u></b>	<b><u>Monthly Rates - Per Mile</u></b>
Arizona - Western	\$14.35	\$0.71
California	17.34	1.10
Illinois	12.30	1.05
Indiana	14.67	2.03
Nevada	13.50	1.82
N Carolina	11.01	1.02
Washington	19.23	3.61

---

ACCESS SERVICE

---

7. Special Access Service (Cont'd)7.4 Telegraph Service (Cont'd)7.4.5 Rates and Charges (Cont'd)

## (C) Optional Features and Functions

- (1) Telegraph Bridging  
- Per Port

<u>Jurisdiction</u>	<u>2-Wire Bridging Monthly Rate</u>	<u>4-Wire Bridging Monthly Rate</u>
Rates listed here apply to all jurisdictions of the Issuing Carriers listed on Title Pages 2, 3 and 4.	\$8.00	\$8.00

---

**ACCESS SERVICE**

---

**7.        Special Access Service** (Cont'd)**7.5       Voice Grade Service****7.5.1     Basic Circuit Description**

A Voice Grade Circuit is a circuit which provides voice frequency transmission capability in the nominal frequency range of 300 to 3000 Hz and may be terminated two-wire or four-wire. Effective 2-wire and 4-wire circuits are available as an Optional Feature and Function. Voice Grade circuits are provided between customer designated premises or between a customer designated premises and a Telephone Company hub.

Voice Grade Service may be ordered in conjunction with Switched Access services as set forth in Section 6.3.2 preceding to provide access for a customer's communications service (e.g., WATS, 800, 888, or WATS-type service). When the customer orders the Switched Access Interface Arrangement, Voice Grade Circuits provide voice frequency transmission capability between an end user premises and a WATS Serving Office (WSO). All applicable Special Access rates and charges apply (including Optional Features and Functions charges). Technical Specifications and Optional Features and Functions available with this arrangement are indicated under Package VG-SI in 7.5.5 following.

## ACCESS SERVICE

7. Special Access Service (Cont'd)7.5 Voice Grade Service (Cont'd)7.5.2 Technical Specifications Packages

<u>Parameter</u>	<u>Package VG-</u>													<u>SI</u>
	<u>C*</u>	<u>1</u>	<u>2</u>	<u>3</u>	<u>4</u>	<u>5</u>	<u>6</u>	<u>7</u>	<u>8</u>	<u>9</u>	<u>10</u>	<u>11</u>	<u>12</u>	
Attenuation														
Distortion	X	X	X	X	X	X	X	X	X	X	X	X	X	X
C-Message Noise	X	X	X	X	X	X	X	X	X	X	X	X	X	X
Echo Control	X	X	X	X		X		X	X		X	X	X	X
Envelope Delay														
Distortion	X					X	X	X	X	X	X	X	X	X
Frequency Shift	X					X	X	X	X	X	X	X	X	X
Impulse Noise	X				X	X	X	X	X	X	X	X	X	X
Intermodulation														
Distortion	X					X	X	X	X	X	X	X	X	X
Loss Deviation	X	X	X	X	X	X	X	X	X	X	X	X	X	X
Phase Hits, Gain														
Hits, and Dropouts	X													
Phase Jitter	X					X	X	X	X	X	X	X	X	X
Return Loss														X
Signal-to-C														
Message Noise					X									
Signal-to-C														
Notch Noise	X				X	X	X	X	X	X	X	X	X	X

The technical specifications for these parameters (except for dropouts, gain hits, and phase hits) are delineated in Technical Reference TR-NWT-000335, Issue 3, and associated Addendum. The technical specifications for dropouts, phase hits, and gain hits are delineated in Technical Reference PUB 41004, Table 4.

\* The desired parameters are selected by the customer from the list of available parameters.

---

**ACCESS SERVICE**

---

**7.        Special Access Service** (Cont'd)**7.5       Voice Grade Service** (Cont'd)**7.5.3     Channel Interfaces**

The following channel interfaces for Voice Grade service do not require signaling capability: AH, DA, DB, DD, DE, DS, NO, PR and TF.

The following channel interfaces for Voice Grade service require signaling capability: AB, AC, CT, DX, DY, EA, EB, EC, EX, GO, GS, LA, LB, LC, LO, LR, LS, RV, and SF.

Compatible channel interfaces are set forth in 9. following.

**7.5.4     Optional Features and Functions****(1)       Central Office Bridging Capability**

- (a)       Voice Bridging (two-wire or four-wire)
- (b)       Data Bridging (two-wire or four-wire)
- (c)       Telephoto Bridging (two-wire and four-wire)
- (d)       Dataphone Select-A-Station Bridging with sequential arrangement ports or addressable arrangement ports
- (e)       Telemetry and Alarm Bridging, Split Band-Active Bridging, Passive Bridging, Summation-Active Bridging

**(2)       Central Office Multiplexing**

Voice to Telegraph Grade: An arrangement that converts a Voice Grade circuit to Telegraph Grade circuits using frequency division multiplexing.

**(3)       Conditioning**

Conditioning provides more specific transmission characteristics for Voice Grade services. C-Type conditioning controls attenuation distortion and envelope delay distortion. Sealing Current helps maintain continuity on dry metallic loops.

For two-point services, the parameters apply to each service. For multipoint services, the parameters apply to each mid link or end link. C-Type conditioning and Data Capability may be combined on the same service.

---

ACCESS SERVICE

---

7. Special Access Service (Cont'd)7.5 Voice Grade Service (Cont'd)7.5.4 Optional Features and Functions (Cont'd)(3) Conditioning (Cont'd)(a) C-Type Conditioning

C-Type Conditioning is provided for the additional control of attenuation distortion and envelope delay distortion on data services. The attenuation distortion and envelope delay distortion specifications for C-Type Conditioning are delineated in Technical Reference TR-NWT-000335, Issue 3.

(b) Improved C-Type Conditioning

Improved C-Type Conditioning options are provided in conjunction with C-Type Conditioning at the rates set forth in Section 7.5.5 following. The C-Type Conditioning rate shall apply only once regardless if one or both of the following Improved Options are ordered.

(i) Improved Attenuation Distortion

Improved Attenuation Distortion upgrades the frequency versus loss limits of the channel. The technical specifications for Improved Attenuation Distortion are delineated in Technical Reference TR-NWT-000335, Issue 3. This option is provided in conjunction with C-Type conditioning.

(ii) Improved Envelope Delay Distortion

Improved Envelope Delay Distortion upgrades the frequency versus delay response limits of the channel. The technical specifications for Improved Envelope Delay Distortion are delineated in Technical Reference TR-NWT-000335, Issue 3. This option is provided in conjunction with C-Type conditioning.

(c) Sealing Current

Sealing Current Conditioning is provided to help maintain continuity on dry metallic loops. It is usually associated with four-wire DA or NO type channel interfaces.

---

**ACCESS SERVICE**

---

**7.        Special Access Service** (Cont'd)**7.5       Voice Grade Service** (Cont'd)**7.5.4     Optional Features and Functions** (Cont'd)**(4)       Customer Specified Premises Receive Level**

This option allows the customer to specify the receive level at the Point of Termination. This level must be within a specific range on effective four-wire transmission. The ranges are delineated in Technical Reference TR-NWT-000335, Issue 3.

**(5)       Improved Return Loss**

(a)       On Effective Four-Wire Transmission at Four-Wire Point of Termination (applicable to each two-wire port): Provides for a fixed 600 ohm impedance, variable level range and simplex reversal. Telephone Company equipment is required at the customer's premises where this option is ordered. The Improved Return Loss parameters are delineated in Technical Reference TR-NWT-000335, Issue 3.

(b)       On Effective Four-Wire Transmission at Two-Wire Point of Termination: Provides for more stringent Echo Control specifications. In order for this option to be applicable, the transmission path must be four-wire at one POT and two-wire at the other POT. Placement of Telephone Company equipment may be required at the customer's premises with the two-wire POT. The Improved Return Loss parameters are delineated in Technical Reference TR-NWT-000335, Issue 3.

---

**ACCESS SERVICE**


---

**7. Special Access Service (Cont'd)****7.5 Voice Grade Service (Cont'd)****7.5.4 Optional Features and Functions (Cont'd)****(6) Data Capability**

Data Capability provides transmission characteristics suitable for data communications. Specifically, Data Capability provides for the control of Signal to C-Notched Noise Ratio and intermodulation distortion. It is available for two-point services or multipoint services.

The Signal to C-Notched Noise Ratio and intermodulation distortion parameter for Data Capability are:

- Signal to C-Notched Noise Ratio is greater than or equal to 32dB Intermodulation distortion
- Signal to second order modulation products (R2) is greater than or equal to 38dB
- Signal to third order modulation products (R3) is greater than or equal to 42 dB

When a service equipped with Data Capability is used for voice communications, the quality of the voice transmission may not be satisfactory.

**(7) Telephoto Capability**

Telephoto Capability provides transmission characteristics suitable for telephotographic communications. Specifically, Telephoto Capability is provided for the control of attenuation distortion and envelope delay distortion of telephotographic services. The attenuation distortion and envelope delay distortion parameters for Telephoto Capability are:

**Attenuation Distortion  
(1004Hz Reference)**

Frequency Range (Hz)	Variation (dB)
500-3000	-0.5 to +1.5
300-3200	-1.0 to +2.5

**Envelope Delay Distortion**

Frequency Range (Hz)	Variation (mcs)
1000-2600	110
800-2800	180

---

ACCESS SERVICE

---

7. Special Access Service (Cont'd)7.5 Voice Grade Service (Cont'd)7.5.4 Optional Features and Functions (Cont'd)(8) Signaling Capability

Signaling Capability provides for the ability to transmit signals from one customer premises to another customer premises on the same service.

(9) Selective Signaling Arrangement

An arrangement that permits code selective ringing for up to ten codes on a multipoint service.

(10) Transfer Arrangement

An arrangement that affords the customer an additional measure of flexibility in the use of their access circuits. The arrangement can be utilized to transfer a leg of a Special Access Service to another circuit that terminates in either the same or a different customer premises. A key activated or dial-up control service is required to operate the transfer arrangement. A spare circuit, if required, is not included as part of the option.

(11) Four-Wire/Two-Wire Conversions

The term "Effective 2-Wire" denotes a condition which permits the simultaneous transmission in both directions over a channel, but it is not possible to insure independent information transmission in both directions. Effective 2-wire channels may be terminated with 2-wire or 4-wire interfaces.

The term "Effective 4-Wire" denotes a condition which permits the simultaneous independent transmission of information in both directions over a channel. The method of implementing effective 4-wire transmission is at the discretion of the Telephone Company (physical, time domain, frequency-domain separation or echo cancellation techniques). Effective 4-wire channels may be terminated with a 2-wire interface at the customer's premises. However, when terminated 2-wire, simultaneous independent transmission cannot be supported because the two wire interface combines the transmission paths into a single path.

When a customer requests that an effective four-wire circuit be terminated with a two-wire circuit interface at the customer designated premises, a four-wire to two-wire conversion is required. The customer will be charged the 4-wire Circuit Termination rate when an effective four-wire is specified in the customer's order. The rate for the conversion is included as part of the basic Circuit Termination rate.

**ACCESS SERVICE****7. Special Access Service (Cont'd)****7.5 Voice Grade Service (Cont'd)****7.5.4 Optional Features and Functions (Cont'd)**

The following table shows the technical specifications packages with which the optional features and functions are available.

	Available with Technical													
	Specifications Package VG-													
	<u>C*</u>	<u>1</u>	<u>2</u>	<u>3</u>	<u>4</u>	<u>5</u>	<u>6</u>	<u>7</u>	<u>8</u>	<u>9</u>	<u>10</u>	<u>11</u>	<u>12</u>	<u>SI</u>
C-Type Conditioning Central Office	X						X	X	X	X	X	X		
Bridging Capability Central Office	X		X			X	X				X	X	X	
Multiplexing	X						X							
Customer Specified Premises Receive Level	X		X	X				X	X	X				
Data Capability	X						X	X			X			
Improved Return Loss -For Effective Four-Wire Transmission	X	X	X	X	X	X	X	X	X	X	X	X	X	X
-For Effective Two-Wire Transmission	X		X	X				X						X
Sealing Current Conditioning	X						X							
Selective Signaling Arrangement	X		X			X	X				X	X	X	
Signaling Capability	X	X	X	X				X	X	X				#
Transfer Arrangement	X	X	X	X	X	X	X	X	X	X	X	X	X	

(#) Signaling is provided in conjunction with Switched Access as set forth in 6.3.2(T) preceding.

---

**ACCESS SERVICE**


---

**7.        Special Access Service** (Cont'd)**7.5       Voice Grade Service** (Cont'd)**7.5.5     Rates and Charges**

(A)        Circuit Termination  
              - Per Point of Termination  
              -

<u>Jurisdiction</u>	<u>2-Wire Monthly Rates</u>	<u>2-Wire Nonrecurring Charges</u>
Arizona – Western	\$13.02	\$200.00
California	24.00	200.00
Illinois	16.00	200.00
Indiana	27.60	200.00
Nevada	27.50	200.00
N Carolina	23.00	200.00
Washington	27.00	200.00

---

**ACCESS SERVICE**

---

**7.        Special Access Service** (Cont'd)**7.5       Voice Grade Service** (Cont'd)**7.5.5     Rates and Charges** (Cont'd)**(A)**        Circuit Termination (Cont'd)  
              - Per Point of Termination

<u><b>Jurisdiction</b></u>	<u><b>4-Wire Monthly Rates</b></u>	<u><b>4-Wire Nonrecurring Charges</b></u>
Arizona - Western	\$16.25	\$200.00
California	34.85	200.00
Illinois	22.70	200.00
Indiana	48.75	200.00
Nevada	44.20	200.00
N Carolina	30.75	200.00
Washington	35.10	200.00

---

**ACCESS SERVICE**


---

**7.        Special Access Service** (Cont'd)**7.5       Voice Grade Service** (Cont'd)**7.5.5     Rates and Charges** (Cont'd)**(B)       Circuit Mileage**

<b><u>Jurisdiction</u></b>	<b><u>Monthly Rates - Fixed</u></b>	<b><u>Monthly Rates - Per Mile</u></b>
Arizona – Western	\$14.35	\$0.71
California	17.34	1.10
Illinois	12.30	1.05
Indiana	14.67	2.03
Nevada	13.50	1.82
N Carolina	11.01	1.02
Washington	19.23	3.61

---

**ACCESS SERVICE**

---

**7.        Special Access Service** (Cont'd)**7.5       Voice Grade Service** (Cont'd)**7.5.5    Rates and Charges** (Cont'd)**(C)**        Optional Features and Functions

Rates and charges for the Optional Features and Functions of Voice Grade Service listed in this section apply to all jurisdictions of the Issuing Carriers listed on Title Page 2 and Title Page 3.

**(1)**        Bridging

	Monthly	Nonrecurring <u>Rates</u>	<u>Charge</u>
<b>(a)</b> <u>Voice Bridging</u>			
- Per port			
- Two-Wire		\$8.00	None
- Four-Wire		8.00	None
<b>(b)</b> <u>Data Bridging</u>			
- Per Port			
- Two-Wire		8.00	None
- Four-Wire		8.00	None
<b>(c)</b> <u>Telephoto Bridging</u>			
- Per port			
- Two-Wire		8.00	None
- Four-Wire		8.00	None
<b>(d)</b> <u>DATAPHONE Select-A-Station Bridging</u>			
Sequential Arrangement Ports			
- Per Circuit Connected			
- 2-Wire		21.23	None
- 4-Wire		112.80	None
Addressable Arrangement Ports			
- Per Circuit Connected			
- 2-Wire		22.76	None
- 4-Wire		115.88	None

## ACCESS SERVICE

7. Special Access Service (Cont'd)7.5. Voice Grade Service (Cont'd)7.5.5 Rates and Charges (Cont'd)

	Monthly	Nonrecurring <u>Rates</u>	<u>Charges</u>
(C) Optional Features and Functions (Cont'd)			
(1) Bridging (Cont'd)			
(e) <u>Telemetry and Alarm Bridging</u>			
Active Bridging Circuit Connections			
- Per Circuit Connected			
- Split Band		\$8.04	None
- Summation		1.37	None
Passive Bridging Circuit Connections			
- Per Circuit Connected		0.20	None
(2) Conditioning			
- Per Point of Termination			
(a) C - Type		11.12	None
(b) Improved C-Type Conditioning Options			
- Improved Attenuation Distortion			None
- Improved Envelope Delay Distortion		*	None
(c) Sealing Current		None	None
(3) Improved Return Loss for Effective Four-Wire Transmission			
- Per Point of Termination			
- Two-Wire		3.75	None
- Four-Wire		3.75	None
(4) Customer Specified Receive Level			
- Per Two-Wire Point of Termination		None	None

\* Applied at the same rate as C-Type Conditioning regardless if one or both Improved C-Type options are ordered.

---

**ACCESS SERVICE**

---

**7.        Special Access Service** (Cont'd)**7.5       Voice Grade Service** (Cont'd)**7.5.5     Rates and Charges** (Cont'd)

		<u>Monthly Rates</u>	<u>Nonrecurring Charges</u>
(C)	Optional Features and Functions (Cont'd)		
(5)	Multiplexing Voice to Telegraph Grade - Per Arrangement	\$216.75	\$200.00
(6)	Data Capability - Per Point of Termination	2.00	0.00
(7)	Telephoto Capability - Per Point of Termination	2.81	0.00
(8)	Signaling Capability - Per Point of Termination	16.51	None
	- In lieu of ++, substitute appropriate two digit code from following list to specify type of signaling.		
	AB		
	AC		
	CT		
	DX		
	DY		
	EA		
	EB		
	EC		
	EX		
	GO		
	GS		
	LA		
	LB		
	LC		
	LO		
	LR		
	LS		
	RV		
	SF		

**ACCESS SERVICE****7. Special Access Service (Cont'd)****7.5 Voice Grade Service (Cont'd)****7.5.5 Rates and Charges (Cont'd)**

		<u>Monthly Rates</u>	<u>Nonrecurring Charges</u>
(C)	Optional Features and Functions (Cont'd)		
(9)	Selective Signaling Arrangement		
	- Per Arrangement	\$32.11	None
(10)	Transfer Arrangement (Key Activated* or Dial Up**)		
	- Per Four Port Arrangement, including control circuit termination***	3.00	None
	- Per Five Port Arrangement, in- cluding control circuit termination***	6.85	None
* The key activated control circuit is rated as a Metallic Circuit Termination in lieu of T6ECS) and Circuit Mileage, if applicable .			
** The Dial-up option requires the customer to purchase the Controller Arrangement from 13.3.8 following.			
*** An additional Circuit Termination charge will apply whenever a spare circuit is configured as a leg to the customer's premises. Additional circuit mileage charges will apply when the transfer arrangement is not located in the customer premises serving wire center.			

---

**ACCESS SERVICE**


---

**7. Special Access Service (Cont'd)****7.6 Program Audio Service****7.6.1 Basic Circuit Description**

A Program Audio circuit is a circuit measured in Hz for the transmission of a complex signal voltage. The actual bandwidth is a function of the channel interface selected by the customer. The nominal frequency bandwidths are from 50 to 15000 Hz, from 200 to 3500 Hz, from 100 to 5000 Hz or from 50 to 8000 Hz. Only one-way transmission is provided. Program Audio circuits are provided between customer designated premises or between a customer designated premises and a Telephone Company hub.

**7.6.2 Technical Specifications Packages**

Parameter	Package AP-				
	C*	1	2	3	4
Actual Measured Loss	X	X	X	X	X
Amplitude Tracking	X				
Crosstalk	X	X	X	X	X
Distortion Tracking	X				
Gain/Frequency					
Distortion	X	X	X	X	X
Group Delay	X				
Noise	X	X	X	X	X
Phase Tracking	X				
Short-Term Gain Stability	X				
Short-Term Loss	X				
Total Distortion	X	X	X	X	X

The technical specifications are delineated in Technical Reference GR-337-CORE, Issue 1.

\* The desired parameters are selected by the customer from the list available parameters.

---

**ACCESS SERVICE**


---

**7. Special Access Service (Cont'd)****7.6 Program Audio Service (Cont'd)****7.6.3 Channel Interfaces**

The following channel interfaces (CIs) define the bandwidths that are available for a Program Audio circuit:

<u>CI</u>	<u>Bandwidth</u>
PG-1	Nominal frequency from 50 to 15000 Hz
PG-3	Nominal frequency from 200 to 3500 Hz
PG-5	Nominal frequency from 100 to 5000 Hz
PG-8	Nominal frequency from 50 to 8000 Hz

Compatible channel interfaces are set forth in 9 following.

**7.6.4 Optional Features and Functions****(1) Central Office Bridging Capability**

Distribution Amplifier

**(2) Gain Conditioning**

Control of 1004 Hz AML at initiation of service to  $\text{OdB} \pm 0.5 \text{ dB}$ .

**(3) Stereo**

Provision of a pair of gain/phase equalized channels for stereo applications. (Additional AP channel must be ordered separately).

The following table shows the technical specifications packages with which the optional features and functions are available.

	<u>Available with Technical Specifications Package AP-</u>				
	<u>C</u>	<u>1</u>	<u>2</u>	<u>3</u>	<u>4</u>
Central Office Bridging Capability	X	X	X	X	X
Gain Conditioning	X	X	X	X	X
Stereo	X				X

---

**ACCESS SERVICE**

---

**7.        Special Access Services** (Cont'd)**7.6       Program Audio Service** (Cont'd)**7.6.5    Rates and Charges**

(A)        Circuit Termination  
              - Per Point of Termination  
              -

200-3500 Hz

<u>Jurisdiction</u>	<u>Monthly Rates</u>	<u>Daily Rates</u>	<u>Nonrecurring Charge</u>
Arizona - Western	\$39.30	\$3.92	\$200.00
California	37.94	3.79	200.00
Illinois	49.22	4.92	200.00
Indiana	32.94	3.30	200.00
Nevada	44.17	4.42	200.00
N Carolina	21.42	2.15	200.00
Washington	33.23	3.32	200.00

---

**ACCESS SERVICE**


---

**7.        Special Access Services** (Cont'd)**7.6        Program Audio Service** (Cont'd)**7.6.5      Rates and Charges** (Cont'd)

(A)        Circuit Termination (Cont'd)  
              - Per Point of Termination  
              -

100-5000 Hz

<u>Jurisdiction</u>	<u>Monthly Rates</u>	<u>Daily Rates</u>	<u>Nonrecurring Charge</u>
Arizona - Western	\$39.30	\$3.92	\$200.00
California	37.94	3.79	200.00
Illinois	49.22	4.92	200.00
Indiana	32.94	3.30	200.00
Nevada	44.17	4.42	200.00
N Carolina	21.42	2.15	200.00
Washington	33.23	3.32	200.00

## ACCESS SERVICE

7. Special Access Services (Cont'd)7.6 Program Audio Service (Cont'd)7.6.5 Rates and Charges (Cont'd)

(A) Circuit Termination (Cont'd)  
 - Per Point of Termination  
 -

50-8000 Hz

<u>Jurisdiction</u>	<u>Monthly Rates</u>	<u>Daily Rates</u>	<u>Nonrecurring Charge</u>
Arizona - Western	\$39.30	\$3.92	\$200.00
California	37.94	3.79	200.00
Illinois	49.22	4.92	200.00
Indiana	32.94	3.30	200.00
Nevada	44.17	4.42	200.00
N Carolina	21.42	2.15	200.00
Washington	33.23	3.32	200.00

---

**ACCESS SERVICE**

---

**7.        Special Access Services** (Cont'd)**7.6       Program Audio Service** (Cont'd)**7.6.5    Rates and Charges** (Cont'd)

(A)        Circuit Termination (Cont'd)  
              - Per Point of Termination  
              -

50-15000 Hz

<u>Jurisdiction</u>	<u>Monthly Rates</u>	<u>Daily Rates</u>	<u>Nonrecurring Charge</u>
Arizona - Western	\$39.30	\$3.92	\$200.00
California	37.94	3.79	200.00
Illinois	49.22	4.92	200.00
Indiana	32.94	3.30	200.00
Nevada	44.17	4.42	200.00
N Carolina	21.42	2.15	200.00
Washington	33.23	3.32	200.00

---

**ACCESS SERVICE**


---

**7.        Special Access Services** (Cont'd)**7.6        Program Audio Service** (Cont'd)**7.6.5      Rates and Charges** (Cont'd)**(B)        Circuit Mileage**

<u><b>Jurisdiction</b></u>	<b>Monthly Rate</b>	<b>200-3500 Hz</b>	<b>Monthly Rate</b>
	<u><b>Fixed</b></u>		<u><b>Per Mile</b></u>
Arizona - Western	\$67.30		\$3.88
California	55.20		4.64
Illinois	59.40		6.04
Indiana	59.81		6.05
Nevada	67.30		3.88
N Carolina	45.60		8.64
Washington	36.00		8.39

---

**ACCESS SERVICE**

---

**7.        Special Access Services** (Cont'd)**7.6       Program Audio Service** (Cont'd)**7.6.5     Rates and Charges** (Cont'd)**(B)       Circuit Mileage** (Cont'd)200-3500 Hz

<u><b>Jurisdiction</b></u>	<u><b>Daily Rate Fixed</b></u>	<u><b>Daily Rate Per Mile</b></u>
(		
Arizona - Western	6.66	.38
California	5.52	.47
Illinois	5.94	.60
Indiana	5.94	.60
Nevada	6.60	.38
N Carolina	4.56	.86
Washington	3.58	.84

---

**ACCESS SERVICE**


---

**7.        Special Access Services** (Cont'd)**7.6        Program Audio Service** (Cont'd)**7.6.5      Rates and Charges** (Cont'd)**(B)        Circuit Mileage** (Cont'd)

<u><b>Jurisdiction</b></u>	<u><b>100-5000 Hz</b></u>	
	<u><b>Monthly Rate Fixed</b></u>	<u><b>Monthly Rate Per Mile</b></u>
Arizona - Western	\$67.30	\$3.88
California	55.20	4.64
Illinois	59.40	6.04
Indiana	59.81	6.05
Nevada	67.30	3.88
N Carolina	45.60	8.64
Washington	36.00	8.39

---

**ACCESS SERVICE**


---

**7.        Special Access Services** (Cont'd)**7.6        Program Audio Service** (Cont'd)**7.6.5      Rates and Charges** (Cont'd)**(B)        Circuit Mileage** (Cont'd)

<u><b>Jurisdiction</b></u>	<u><b>100-5000 Hz</b></u>	
	<u><b>Daily Rate Fixed</b></u>	<u><b>Daily Rate Per Mile</b></u>
Arizona - Western	\$6.66	\$.38
California	5.52	.47
Illinois	5.94	.60
Indiana	5.94	.60
Nevada	6.60	.38
N Carolina	4.56	.86
Washington	3.58	.84

## ACCESS SERVICE

7. Special Access Services (Cont'd)7.6 Program Audio Service (Cont'd)7.6.5 Rates and Charges (Cont'd)(B) Circuit Mileage (Cont'd)

<u>Jurisdiction</u>	Monthly Rate	50-8000 Hz	Monthly Rate
	<u>Fixed</u>		<u>Per Mile</u>
Arizona - Western	\$67.30		\$3.88
California	55.20		4.64
Illinois	59.40		6.04
Indiana	59.81		6.05
Nevada	67.30		3.88
N Carolina	45.60		8.64
Washington	36.00		8.39

---

**ACCESS SERVICE**


---

**7.        Special Access Services** (Cont'd)**7.6        Program Audio Service** (Cont'd)**7.6.5      Rates and Charges** (Cont'd)**(B)        Circuit Mileage** (Cont'd)

<u><b>Jurisdiction</b></u>	<u><b>50-8000 Hz</b></u>	
	<u><b>Daily Rate Fixed</b></u>	<u><b>Daily Rate Per Mile</b></u>
Arizona - Western	\$6.66	\$.38
California	5.52	.47
Illinois	5.94	.60
Indiana	5.94	.60
Nevada	6.60	.38
N Carolina	4.56	.86
Washington	3.58	.84

---

**ACCESS SERVICE**


---

**7.        Special Access Services** (Cont'd)**7.6        Program Audio Service** (Cont'd)**7.6.5      Rates and Charges** (Cont'd)**(B)        Circuit Mileage** (Cont'd)

<u><b>Jurisdiction</b></u>	<u><b>50-15000 Hz</b></u>	
	<u><b>Monthly Rate</b></u> <u><b>Fixed</b></u>	<u><b>Monthly Rate</b></u> <u><b>Per Mile</b></u>
Arizona - Western	\$67.30	\$3.88
California	55.20	4.64
Illinois	59.40	6.04
Indiana	59.81	6.05
Nevada	67.30	3.88
N Carolina	45.60	8.64
Washington	36.00	8.39

---

**ACCESS SERVICE**


---

**7.        Special Access Services** (Cont'd)**7.6       Program Audio Service** (Cont'd)**7.6.5     Rates and Charges** (Cont'd)**(B)       Circuit Mileage** (Cont'd)

<u><b>Jurisdiction</b></u>	<u><b>Daily Rate Fixed</b></u>	<u><b>50-15000 Hz</b></u>	<u><b>Daily Rate Per Mile</b></u>
Arizona - Western	\$6.66		\$.38
California	5.52		.47
Illinois	5.94		.60
Indiana	5.94		.60
Nevada	6.60		.38
N Carolina	4.56		.86
Washington	3.58		.84

---

**ACCESS SERVICE**

---

**7.        Special Access Services** (Cont'd)**7.6       Program Audio Service** (Cont'd)**7.6.5    Rates And Charges** (Cont'd)**(C)       Optional Features and Functions**

Rates and charges for the Optional Features and Functions of Program Audio Service listed in this section apply to all jurisdictions of the Issuing Carriers listed on Title Page 2 and Title Page 3.

		<u>Monthly Fixed</u>	<u>Daily Rates</u>	<u>Monthly</u>	<u>Nonrecurring Charges Daily</u>
(1)	Bridging, Distribution Amplifier				
	- Per Port	\$1.00	\$.10	None	None
(2)	Gain Conditioning				
	- Per Service	1.00	.10	None	None
(3)	Stereo				
	- Per service	None	None	None	None

## ACCESS SERVICE

7. Special Access Service (Cont'd)7.7 Video Digital Transport Service TV-1 Analog Service7.7.1 Basic Circuit Description

A Video Digital Transport Service TV-1 Analog circuit is a circuit with one-way transmission capability for a standard 525 line/60 field monochrome, or National Television Systems Committee color video signal and one or two associated 5 or 15 kHz audio signal(s). The bandwidth for a video circuit is either 30 Hz to 4.5 MHz or 30 Hz to 6.6 MHz. The associated audio signal(s) may be either duplexed or provided as one or two separate circuits. The provision and the bandwidth of the associated audio signal(s) is a function of the channel interface selected by the customer. Video Digital Transport Service TV-1 Analog circuits are provided between customer designated premises or between a customer designated premises and a Telephone Company hub.

7.7.2 Technical Specifications Packages

Parameter	Package TV-		
	C*	1	2
Amplitude vs. Frequency Response	X		
Chrominance/Luminance Inequalities			
Gain	X	X	X
Delay	X	X	X
Chrominance/Luminance Intermodulation	X		
Chrominance Nonlinear Gain	X		
Chrominance Nonlinear Phase	X		
Crosstalk	X		X
Differential Gain	X	X	X
Differential Phase	X	X	X
Dynamic Gain (picture and sync signal)	X		
Field-Time Distortion	X	X	X
Gain/Frequency Distortion	X	X	X
Gain Stability	X	X	X
Insertion Gain	X	X	X
Line-Time Distortion	X	X	X
Long-Time Distortion	X	X	X

\* The desired parameters are selected by the customer from the list of available parameters.

**ACCESS SERVICE****7. Special Access Service (Cont'd)****7.7 Video Digital Transport Service TV-1 Analog Service (Cont'd)****7.7.2 Technical Specifications Packages (Cont'd)**

<u>Parameter</u>	<u>Package TV-</u>		
	<u>C*</u>	<u>1</u>	<u>2</u>
Luminance Nonlinearity	X		
Luminance Signal/CCIR			
Weighted Noise	X	X	X
Short-Time Distortion			
2 T Pulse	X	X	X
T - Bar Ringing	X	X	X
Signal/15 kHz Flat			
Weighted Noise	X	X	X
Signal/Low Frequency Noise	X		
Stereo Gain Difference	X	X	
Stereo Phase Difference	X	X	
Total Harmonic Distortion	X	X	X
Transient Sync Signal			
Non-Linearity	X		
Video/Audio Delay Difference	X		

The technical specifications are delineated in Technical Reference GR-338-CORE, Issue 1, and associated Addendum.

**7.7.3****Channel Interfaces**

The following channel interfaces (CIs) define the bandwidth and the provision of the audio signal(s) associated with a Video Digital Transport Service TV-1 Analog circuit:

<u>CI</u>	<u>Audio Bandwidth</u>	<u>Provision Audio Channels</u>
02TV7.15	15kHz	1 or 2 Channels, separate
04TV6.15	15kHz	1 or 2 Channels, separate
04TV6.15A	15kHz	1, 2, 3, or 4 Channels, separate
04TV6.20A	20kHz	1, 2, 3, or 4 Channels, separate
04TV7.15	15kHz	1 or 2 Channels, separate
04TV7.15A	15kHz	1, 2, 3 or 4 Channels, separate
04TV7.20A	20kHz	1, 2, 3, or 4 Channels, separate

\* The desired parameters are selected by the customer from the list of available parameters.

---

**ACCESS SERVICE**


---

**7. Special Access Service (Cont'd)****7.7. Video Digital Transport Service TV-1 Analog Service (Cont'd)****7.7.3 Channel Interfaces (Cont'd)**

<u>CI</u>	<u>Bandwidth</u>	<u>Provision Audio Channels</u>
06TV6.15	15kHz	1 or 2 Channels, separate
06TV6.15A	15kHz	1, 2, 3 or 4 Channels, separate
06TV6.20A	20kHz	1, 2, 3, or 4 Channels, separate
06TV7.15	5kHz	1 or 2 Channels, separate
08TV6.15A	15kHz	1, 2, 3 or 4 Channels, separate
10TV6.15A	15kHz	1, 2, 3 or 4 Channels, separate
10TV6.20A	20kHz	1, 2, 3, or 4 Channels, separate

Compatible channel interfaces are set forth in 9. following.

**7.7.4 Rate Application****(A) General**

Video Digital Transport Service TV1-Analog service is available under a month-to-month arrangement or on a term commitment plan of 1, 2, 3 or 5 years. The month-to-month offering requires a minimum service period of three months.

Where appropriate facilities are not available, Special Construction charges may apply as set forth in Section 5.1.12 preceding to provide such facilities required to meet the customer's request.

**(1)****Video Digital Transport Service TV1-Analog Dedicated Video Line**

The Video Digital Transport Service TV1-Analog Dedicated Video Line (DVL) rate element provides for a non-switched Video Digital Transport Service TV1-Analog line connection between the customer dedicated location and its serving wire center for the purpose of point-to-point video transmission without connecting to a Telephone Company video switch.

**(2)****Video Digital Transport Service TV1-Analog Transport**

The Video Digital Transport Service TV1-Analog Transport rate element provides for the interoffice transmission facilities for service arrangements where the customer designated locations are not served by the same wire center. Where a service is provided by more than one company, transport will be measured to the meet point as set forth under Section 5.2. Transport rates are applied per airline mile.

**(3)****Video Digital Transport Service TV1-Analog Optional Features**

One or two audio channels are provided with each Video Digital Transport Service TV1-Analog arrangement. Auxiliary audio channels 4TV5, 6TV5 and TV15 are provided as part of Video Digital Transport Service TV1-Analog service at no additional charge.

---

ACCESS SERVICE

---

7. Special Access Service (Cont'd)7.7. Video Digital Transport Service TV-1 Analog Service (Cont'd)7.7.4 Rate Application (Cont'd)(B) Term Commitment Plan (TCP)(1) General

Video Digital Transport Service TV1-Analog service is available on a Term Commitment Plan (TCP) of 1, 2, 3 or 5 year plan rates as set forth under 7.7.5 following.

- (a) The customer must designate on the ASR the commitment term selected.
- (b) Inside moves in accordance with 7.2.1(D)(4)(A) will not incur termination liability charges.
- (c) Outside moves in accordance with 7.2.1(D)(4)(B) will allow the customer to retain the same TCP period. Any other move will be treated as a disconnect of the service and termination liability charges will apply.

(2) Change in Term Length

Prior to the completion of the selected TCP term, the customer may elect to convert to a new TCP of the same or different term length subject to the following:

- (a) No term credit is applied for payments made under the original plan.
- (b) If the new term selected is shorter than the time remaining under the existing TCP, the change to the new TCP constitutes a disconnect of the existing TCP and termination liability charges will apply.

(3) Renewal Options

- (a) At the expiration of a TCP period, the Telephone Company will automatically renew the service at the same TCP period unless the customer chooses to convert to month-to-month, to convert to a different TCP, or to discontinue service.
- (b) Conversion to a different TCP period will require the customer to submit a change order ASR. Conversion to a different TCP period will be allowed without application of any nonrecurring or ordering charges.
- (c) Conversion to month-to-month rates will be treated as a disconnect of service and establishment of new service. If no other changes are ordered, no NRCs will apply.

---

ACCESS SERVICE

---

7. Special Access Service (Cont'd)7.7. Video Digital Transport Service TV-1 Analog Service (Cont'd)7.7.4 Rate Application (Cont'd)(B) Term Commitment Plan (TCP) (Cont'd)(4) Notification of Discontinuance

An ASR for discontinuance of a TCP arrangement must be received by the Telephone Company at least thirty (30) days prior to actual disconnect of service. Monthly rates will apply for a period of thirty (30) days from the date the Telephone Company receives disconnect notification or until the requested disconnect date, whichever period is longer.

(5) Termination Liability

When a TCP is discontinued prior to the end of the commitment period, termination liability charges, as set forth following, will apply based on the remainder of the TCP period in effect at the time of disconnect.

- (a) One-Year TCP - 50% of any remaining portion of the first year's monthly rates.
- (b) Two-Year TCP - 50% of any remaining portion of the first year's monthly rates. In addition, for any remaining portion of the second year, the customer will be liable for 10% of the total monthly rates in that time period.
- (c) Three-Year TCP - 50% of any remaining portion of the first year's monthly rates. In addition, for any remaining portion of the second and third years, the customer will be liable for 10% of the total monthly rates in that time period.
- (d) Five-Year TCP - 50% of any remaining portion of the first year's monthly rates. In addition, for any remaining portion of the second through fifth years, the customer will be liable for 20% of the total monthly rates in that time period.

(6) Termination Without Liability

During a TCP period, should the currently effective rates for a customer's Video Digital Transport Service TV-1 Analog service increase, the customer may, at their option, terminate the TCP arrangement without minimum period charges or termination liability charges.

---

**ACCESS SERVICE**


---

**7. Special Access Service** (Cont'd)**7.7 Video Digital Transport Service TV-1 Analog Service** (Cont'd)**7.7.5 Rates and Charges**

- (A) Video Digital Transport Service TV-1 Analog Dedicated Video Line  
 - Per Point of Termination

	<u>Month-to-Month</u>		<u>One Year</u>	
	<u>Nonrecurring Charge</u>	<u>Monthly Rate</u>	<u>Nonrecurring Charge</u>	<u>Monthly Rate</u>
<u>Jurisdiction</u>				
Arizona	\$1,000.00	\$535.00	\$500.00	\$511.00
California	1,000.00	535.00	500.00	511.00
Illinois	1,000.00	535.00	500.00	511.00
Indiana	1,000.00	535.00	500.00	511.00
North Carolina	1,000.00	535.00	500.00	511.00
Nevada	1,000.00	535.00	500.00	511.00
Washington	1,000.00	535.00	500.00	511.00

---

**ACCESS SERVICE**

---

**7. Special Access Service (Cont'd)****7.7 Video Digital Transport Service TV-1 Analog Service (Cont'd)****7.7.5 Rates and Charges (Cont'd)****(A) Video Digital Transport Service TV-1 Analog Dedicated Video Line (Cont'd)**  
- Per Point of Termination

	<u>Two Year</u>		<u>Three Year</u>		<u>Five Year</u>	
	<u>Nonrecurring</u>	<u>Monthly</u>	<u>Nonrecurring</u>	<u>Monthly</u>	<u>Nonrecurring</u>	<u>Monthly</u>
	<u>Charge</u>	<u>Rate</u>	<u>Charge</u>	<u>Rate</u>	<u>Charge</u>	<u>Rate</u>
<u>Jurisdiction</u>						
Arizona	\$0.00	\$500.00	\$0.00	\$495.00	\$0.00	\$490.00
California	0.00	500.00	0.00	495.00	0.00	490.00
Illinois	0.00	500.00	0.00	495.00	0.00	490.00
Indiana	0.00	500.00	0.00	495.00	0.00	490.00
North Carolina	0.00	500.00	0.00	495.00	0.00	490.00
Nevada	0.00	500.00	0.00	495.00	0.00	490.00
Washington	0.00	500.00	0.00	495.00	0.00	490.00

---

**ACCESS SERVICE**


---

**7.        Special Access Service** (Cont'd)**7.7        Video Digital Transport Service TV-1 Analog Service** (Cont'd)**7.7.5      Rates and Charges** (Cont'd)

(B)        Video Digital Transport Service TV-1 Analog Transport  
              - per airline mile

	<u>Month-to-Month</u>		<u>One Year</u>	
	<u>Nonrecurring Charge</u>	<u>Monthly Rate</u>	<u>Nonrecurring Charge</u>	<u>Monthly Rate</u>
<u>Jurisdiction</u>				
Arizona	N/A	\$150.00	N/A	\$145.00
California	N/A	150.00	N/A	145.00
Illinois	N/A	150.00	N/A	145.00
Indiana	N/A	150.00	N/A	145.00
North Carolina	N/A	150.00	N/A	145.00
Nevada	N/A	150.00	N/A	145.00
Washington	N/A	150.00	N/A	145.00

---

**ACCESS SERVICE**

---

**7. Special Access Service** (Cont'd)**7.7 Video Digital Transport Service TV-1 Analog Service** (Cont'd)**7.7.5 Rates and Charges** (Cont'd)**(B) Video Digital Transport Service TV-1 Analog Transport** (Cont'd)  
- per airline mile

	<u>Two Year</u>		<u>Three Year</u>		<u>Five Year</u>	
	<u>Nonrecurring</u>	<u>Monthly</u>	<u>Nonrecurring</u>	<u>Monthly</u>	<u>Nonrecurring</u>	<u>Monthly</u>
	<u>Charge</u>	<u>Rate</u>	<u>Charge</u>	<u>Rate</u>	<u>Charge</u>	<u>Rate</u>
<u>Jurisdiction</u>						
Arizona	N/A	\$140.00	N/A	\$135.00	N/A	\$130.00
California	N/A	140.00	N/A	135.00	N/A	130.00
Illinois	N/A	140.00	N/A	135.00	N/A	130.00
Indiana	N/A	140.00	N/A	135.00	N/A	130.00
North Carolina	N/A	140.00	N/A	135.00	N/A	130.00
Nevada	N/A	140.00	N/A	135.00	N/A	130.00
Washington	N/A	140.00	N/A	135.00	N/A	130.00

---

**ACCESS SERVICE**


---

**7. Special Access Services (Cont'd)****7.8 Wideband Analog Service****7.8.1 Basic Circuit Description**

A Wideband Analog circuit is a circuit with a bandwidth measured in kHz for the transmission of a wideband signal. The actual bandwidth is a function of the channel interface selected by the customer. The bandwidths are from 60 to 108 kHz (Group), from 312 to 552 kHz (Supergroup), from 564 to 3084 kHz (Mastergroup), from 300 Hz to 18 kHz, from 29 to 44 kHz or from 28 to 44 kHz. Wideband Analog circuits are provided between customer designated premises or between a customer designated premises and a Telephone Company hub.

**7.8.2 Technical Specifications Packages**

Parameter	Package WA-				
	<u>1</u>	<u>2</u>	<u>2A</u>	<u>3</u>	<u>4</u>
Amplitude Stability	X	X			
Background Noise	X	X	X	X	X
Frequency Shift	X	X	X		
Gain/Frequency					
Characteristics of:					
- Group Connections	X			X	X
- Supergroup Connections		X			
- Mastergroup Connections			X		
Impulse Noise	X	X	X		
Net Loss Variations	X	X	X	X	X
Pilot Slot	X	X	X		
Spurious Single					
Frequency Tone	X	X	X		

The technical specifications are delineated in Technical Reference PUB TR-NPL-000339.

---

**ACCESS SERVICE**

---

**7. Special Access Service (Cont'd)****7.8 Wideband Analog Service (Cont'd)****7.8.3 Channel Interfaces**

The following channel interfaces (CIs) define the bandwidths that are available for a Wideband Analog channel:

<u>CI</u>	<u>Bandwidth</u>
AH-B	60 kHz to 108 kHz (Group)
AH-C	312 kHz to 552 (Supergroup)
AD-D	564 kHz to 3084 kHz (Mastergroup)
WD-1	300 Hz to 18 kHz
WD-2	29 kHz to 44 kHz
WD-3	28 kHz to 44 kHz

Compatible channel interfaces are set forth in 9. following.

**7.8.4 Optional Features and Functions****(A) Central Office Multiplexing****(1) Mastergroup to Supergroup**

An arrangement that converts a Mastergroup circuit to ten Supergroup circuits using frequency division multiplexing.

**(2) Supergroup to Group**

An arrangement that converts a Supergroup circuit to five Group circuits using frequency division multiplexing.

**(3) Group to Voice**

An arrangement that converts a Group circuit to twelve Voice Grade circuits using frequency division multiplexing.

---

ACCESS SERVICE

---

7. Special Access Service (Cont'd)7.8 Wideband Analog Service (Cont'd)7.8.4 Optional Features and Functions (Cont'd)(A) Central Office Multiplexing (Cont'd)(4) Group to DS1

An arrangement that converts two Group circuit to DS1 circuit using analog to digital conversion.

The following table shows the technical specifications packages with which the optional features and functions are available.

	Available with Technical Specifications Package WA-				
	<u>1</u>	<u>2</u>	<u>2A</u>	<u>3</u>	<u>4</u>
Central Office Multiplexing:					
Mastergroup to Supergroup			X		
Supergroup to Group		X			
Group to Voice	X				
Group to DS1*					

---

**ACCESS SERVICE**

---

**7.        Special Access Services** (Cont'd)**7.8       Wideband Analog Services** (Cont'd)**7.8.5    Rates and Charges**

- (A)        Circuit Termination  
             - Per Point of Termination

Monthly Rates and Nonrecurring Charges for all jurisdictions of the Issuing Carriers listed on Title Pages 2, 3 and 4 will be determined on an Individual Case Basis and filed in Section 7.12 following.

Available frequency bandwidths formats are as follows:

Frequency  
Bandwidths

60 kHz - 108 kHz  
312 kHz - 552 kHz  
564 kHz - 3084 kHz  
300 Hz - 18 kHz  
29 kHz - 44 kHz

---

ACCESS SERVICE

---

7.        Special Access Service (Cont')7.8       Wideband Analog Services (Cont'd)7.8.5     Rates and Charges (Cont'd)(B)       Circuit Mileage

Fixed and Per Mile Monthly Rates for all jurisdictions of the Issuing Carriers listed on Title Pages 2, 3 and 4 will be determined on an Individual Case Basis and filed in Section 7.12 following.

Available bandwidths formats are as follows.

Frequency

Bandwidth

60-108 kHz

312-552 kHz

564-3084 kHz

300 Hz-18 kHz

29-44 kHz

---

ACCESS SERVICE

---

7. Special Access Services (Cont'd)7.8 Wideband Analog Services (Cont'd)7.8.5 Rates and Charges (Cont'd)(C) Optional Features and Functions(1) Multiplexing

Fixed and Per Mile Monthly Rates for all jurisdictions of the Issuing Carriers listed on Title Pages 2, 3 and 4 will be determined on an Individual Case Basis and filed in Section 7.12 following.

Available multiplexing arrangements formats are as follows:

Multiplexing  
Arrangement

Mastergroup to Supergroup  
Supergroup to Group  
Group to Voice  
Group to DS1\*

- \* Requires two 60-108 kHz Circuit Terminations and Circuit Mileage, one 1.544 Mbps Circuit Mileage and either a 1.544 Circuit Termination or a DS1 to Voice Multiplexing optional feature, depending on whether the service terminates at a customers premises or was purchased as a facility, to a Telephone Company hub for multiplexing to Voice Grade.

---

**ACCESS SERVICE**

---

**7. Special Access Services (Cont'd)****7.9 Wideband Data Service****7.9.1 Basic Circuit Description**

A Wideband Data circuit is an analog circuit for the transmission of synchronous serial data at the rate of 19.2, 50.0, or 230.4 kbps or of asynchronous serial data at rates of up to 19.2, 50.0, or 230.4 kbps. Optional arrangements are available for transmission of synchronous serial data at 18.75 or 40.8 kbps. The actual bit rate is a function of the channel interface selected by the customer. This service requires a 303 Data Station(s). The 303 Data Station provides coupling between the customers business machine and the wideband data transmission medium. A voice band coordinating channel is also provided. Wideband Data circuits are provided between customer designated premises.

**7.9.2 Technical Specifications Packages**

Parameter	Package WD-		
	<u>1</u>	<u>2</u>	<u>3</u>
Error-Free Seconds	X	X	X

While in service, the monthly average of error-free seconds will be equal to or greater than 98.75%.

**7.9.3 Channel Interfaces**

The following channel interfaces (CIs) define the bit rates that are available for a Wideband Data circuit:

<u>CI</u>	<u>Bit Rate</u>
WB-18S	18.75 kbps, synchronous
WB-19A	up to 19.2 kbps, asynchronous
WB-19S	19.2 kbps, synchronous
WB-23A	up to 230.4 kbps, asynchronous
WB-23S	230.4 kbps, synchronous
WB-40S	40.8 kbps, synchronous
WB-50A	up to 50.0 kbps, asynchronous
WB-50S	50.0 kbps, synchronous

Compatible channel interfaces are set forth in 9. following.

---

ACCESS SERVICE

---

7. Special Access Service (Cont'd)7.9 Wideband Data Service (Cont'd)7.9.4 Optional Features and Functions(A) Key Activated Transfer Arrangement

An arrangement that affords the customer an additional measure of flexibility in the use of their access circuit(s). The arrangement can be utilized to transfer a leg of a Special Access Service to either a spare or working circuit that terminates in either the same or a different customer premises. A key activated control service is required to operate the transfer arrangement. A spare circuit, if required, is not included as a part of the option.

The following table shows the technical specifications packages with which the optional features and functions are available.

	Available with Technical Specifications Package WD-		
	<u>1</u>	<u>2</u>	<u>3</u>
Key Activated Transfer Arrangement	X	X	X

---

**ACCESS SERVICE**

---

**7.        Special Access Services** (Cont'd)**7.9       Wideband Data Service** (Cont'd)**7.9.5    Rates and Charges****(A)**        Circuit Termination

- Per Point of Termination

-

<u>Jurisdiction</u>	<u>50.0 or 40.8 Kbps</u>	<u>Nonrecurring</u>
	<u>Monthly</u>	
	<u>Rate</u>	<u>Charge</u>
Arizona - Western	694.32	492.39
California	694.32	492.39
Illinois	892.24	563.05
Indiana	892.24	563.05
Nevada	694.32	492.39
N Carolina	670.00	460.20
Washington	781.66	506.79

---

**ACCESS SERVICE**

---

**7.        Special Access Service** (Cont'd)**7.9       Wideband Data Service** (Cont'd)**7.9.5     Rates and Charges** (Cont'd)**(A)       Circuit Termination** (Cont'd)

For data speeds other than 40.8 and 50.0 kbps:

Monthly Rates for the Circuit Termination rate element of Wideband Data Service for all jurisdictions of the Issuing Carriers listed on Title Pages 2, 3 and 4 will be determined on an Individual Case Basis and filed in Section 7.12 following.

Available data speeds are as follows:

Data Speed

18.75 kbps

19.2 kbps

230.4 kbps

---

ACCESS SERVICE

---

7. Special Access Services (Cont'd)7.9 Wideband Data Service (Cont'd)7.9.5 Rates and Charges (Cont'd)

## (B) Circuit Mileage

<u>Jurisdiction</u>	<u>50.0 or 40.8 kbps</u>	
	<u>Monthly Rate</u> <u>Fixed</u>	<u>Monthly Rate</u> <u>Per Mile</u>
Arizona - Western	83.84	19.05
California	83.84	19.05
Illinois	60.57	27.70
Indiana	60.57	27.70
Nevada	83.84	19.05
N Carolina	50.00	19.00
S Carolina	50.00	19.00
Washington	50.10	121.31

---

**ACCESS SERVICE**

---

**7.        Special Access Service** (Cont'd)**7.9       Wideband Data Service** (Cont'd)**7.9.5     Rates and Charges** (Cont'd)**(B)**       Circuit Mileage (Cont'd)

For data speeds other than 40.8 and 50.0 kbps:

Fixed and Per Mile Monthly Rates for the Circuit Mileage rate element of Wideband Data Service for all jurisdictions of the Issuing Carriers listed on Title Pages 2, 3 and 4 will be determined on an Individual Case Basis and filed in Section 7.12 following.

Available data speeds and are as follows:

Data Speed

18.75 kbps

19.2 kbps

230.4 kbps

---

ACCESS SERVICE

---

7. Special Access Services (Cont'd)7.9 Wideband Data Service (Cont'd)7.9.5 Rates and Charges (Cont'd)(C) Optional Features and Functions

Monthly Rates and Nonrecurring Charges for all jurisdictions of the Issuing Carriers listed on Title Pages 2, 3 and 4 will be determined on an Individual Case Basis and filed in Section 7.12 following.

Available Optional Features and Functions are as follows.

Optional Features  
and Functions

Key Activated  
Transfer Arrangement  
- Per Four Port  
Arrangement, including  
control circuit termination\*

(D) 303 Data Station

Monthly Rates and Nonrecurring Charges for all jurisdictions of the Issuing Carriers listed on Title Pages 2, 3 and 4 will be determined on an Individual Case Basis and filed in Section 7.12 following.

303 Data Station  
- Per Point of Termination

\* The key activated control circuit is rated as a Metallic Circuit Termination and Circuit Mileage, if applicable

---

**ACCESS SERVICE**


---

**7. Special Access Service (Cont'd)****7.10 Digital Data Service****7.10.1 Basic Circuit Description**

A Digital Data circuit is a circuit for duplex four-wire transmission of synchronous serial data at the rate of 2.4, 4.8, 9.6, 19.2, 56, or 64 Kbps. The actual bit rate is a function of the channel interface selected by the customer. The circuit provides a synchronous service with timing provided by the Telephone Company through the Telephone Company's facilities to the customer in the received bit stream. Digital Data circuits are only available via Telephone Company designated hubs and are provided between customer designated premises or between a customer designated premises and a Telephone Company hub.

The customer may provide the Channel Service Unit-type equipment or other Network Channel Terminating Equipment associated with the Digital Data circuit at the customer premises. The interim program for interconnection of such equipment is set forth in Technical Reference PUB AS No. 1, Issue II.

**7.10.2 Technical Specifications Packages**

<u>Parameter</u>	<u>Package DA</u>			
	<u>1</u>	<u>2</u>	<u>3</u>	<u>4</u>
Error-Free Seconds	X	X	X	X

The Telephone Company will provide a circuit capable of meeting a monthly average performance equal to or greater than 99.875% error-free seconds while the circuit is in service, if it is measured through a CSU equivalent which is designed, manufactured, and maintained to conform with the specifications contained in Technical Reference PUB 62310.

Voltages which are compatible with Digital Data Service are delineated in Technical Reference TR-NWT-000341, Issue 2.

---

**ACCESS SERVICE**

---

**7        Special Access Service (Cont'd)****7.10     Digital Data Service (Cont'd)****7.10.3   Channel Interfaces**

The following channel interfaces (CIs) define the bit rates that are available for a Digital Data circuit.

<u>CI</u>	<u>Bit Rate</u>
DU-24	2.4 Kbps
DU-48	4.8 Kbps
DU-96	9.6 Kbps
DU-19	19.2 Kbps
DU-565	56 Kbps
DU-64	64 Kbps

Compatible channel interfaces are set forth in 9. following.

**7.10.4   Optional Features and Functions**

- (1) Central Office Bridging Capability
- (2) Transfer Arrangement

An arrangement that affords the customer an additional measure of protection and/or flexibility in the use of their access circuit(s) on a 1xN basis. The arrangement can be utilized to transfer a leg of a Special Access Service to either a spare or working circuit that terminates in either the same or a different customer designated premises. This arrangement is only available at a Telephone Company designated hub. A key activated or dial-up control service is required to operate the transfer arrangement. A spare circuit, if required, is not included as a part of the option.

## ACCESS SERVICE

7. Special Access Service (Cont'd)7.10 Digital Data Service (Cont'd)7.10.5 Rates and Charges(A) Circuit Termination  
- Per Point of Termination  
-

<u>Jurisdiction</u>	<u>2.4, 4.8 &amp; 9.6 Kbps</u>		<u>19.2 Kbps</u>	
	<u>Monthly Rate</u>	<u>Nonrecurring Charge</u>	<u>Monthly Rate</u>	<u>Nonrecurring Charge</u>
Arizona - Western	\$63.44	\$250.00	\$63.44	\$250.00
California	67.25	250.00	67.25	250.00
Illinois	64.26	250.00	64.26	250.00
Indiana	108.34	250.00	108.34	250.00
Nevada	100.88	250.00	100.88	250.00
N Carolina	71.73	250.00	71.73	250.00
Washington	83.38	250.00	83.38	250.00

---

**ACCESS SERVICE**

---

**7.        Special Access Service** (Cont'd)**7.10      Digital Data Service** (Cont'd)**7.10.5    Rates and Charges** (Cont'd)**(A)        Circuit Termination** (Cont'd)  
- Per Point of Termination

<u><b>Jurisdiction</b></u>	<u>56.0 Kbps</u>		<u>64 Kbps</u>	
	<u>Monthly Rate</u>	<u>Nonrecurring Charge</u>	<u>Monthly Rate</u>	<u>Nonrecurring Charge</u>
Arizona - Western	\$ 73.25	\$250.00	\$ 38.11	\$250.00
California	88.17	250.00	88.17	250.00
Illinois	76.21	250.00	76.21	250.00
Indiana	118.80	250.00	118.80	250.00
Nevada	121.80	250.00	121.80	250.00
N Carolina	106.11	250.00	106.11	250.00
Washington	110.21	250.00	110.21	250.00

---

**ACCESS SERVICE**

---

**7.        Special Access Service** (Cont'd)**7.10      Digital Data Service** (Cont'd)**7.10.5    Rates and Charges** (Cont'd)**(B)        Circuit Mileage**

<u>Jurisdiction</u>	<u>2.4, 4.8, &amp; 9.6 Kbps</u>		<u>19.2 Kbps</u>	
	Monthly Rate <u>Fixed</u>	Monthly Rate <u>Per Mile</u>	<u>Fixed</u>	<u>Per Mile</u>
Arizona - Western	\$21.52	\$2.68	\$21.52	\$2.68
California	17.02	3.16	17.02	3.16
Illinois	27.57	6.13	27.57	6.13
Indiana	48.74	6.50	48.74	6.50
Nevada	19.03	5.24	19.03	5.24
N Carolina	12.55	2.17	12.55	2.17
Washington	82.34	5.29	82.34	5.29

---

**ACCESS SERVICE**

---

**7.        Special Access Service** (Cont'd)**7.10      Digital Data Service** (Cont'd)**7.10.5    Rates and Charges** (Cont'd)**(B)        Circuit Mileage** (Cont'd)

<u>Jurisdiction</u>	<u>56.0 Kbps</u>		<u>64 Kbps</u>	
	<u>Monthly Rate</u> <u>Fixed</u>	<u>Monthly Rate</u> <u>Per Mile</u>	<u>Fixed</u>	<u>Per Mile</u>
Arizona - Western	\$21.52	\$2.68	\$21.52	\$2.68
California	17.02	3.16	17.02	3.16
Illinois	27.57	6.13	27.57	6.13
Indiana	48.74	6.50	48.74	6.50
Nevada	19.03	5.24	19.03	5.24
N Carolina	12.55	2.17	12.55	2.17
Washington	82.34	5.29	82.34	5.29

---

ACCESS SERVICE

---

7. Special Access Service (Cont'd)7.10 Digital Data Service (Cont'd)7.10.5 Rates and Charges (Cont'd)

## (C) Optional Features and Functions

Monthly Rates and Nonrecurring Charges for the Optional Features and Functions of Digital Data Service listed in this section apply to all jurisdictions of the Issuing Carriers listed on Title Pages 2, 3 and 4.

<u>Optional Features and Functions</u>		<u>Monthly Rates</u>	<u>Nonrecurring Charges</u>
(1) Bridging - Per Port	-	\$11.00	None
(2) Loop Transfer Arrangement (Key Activated* or Dial-Up**) - Per Four-Port	Arrangement*** None	XTD	5.96

\* The key activated control is rated as a Metallic Circuit Termination and Circuit Mileage, if applicable .

\*\* The Dial-Up option requires the customer to purchase the Controller Arrangement from 8.7(A) following.

\*\*\* An additional Circuit Termination charge will apply whenever a spare circuit is configured as a leg to the customer's premises. Additional Circuit Mileage charges will also apply when the transfer arrangement is not located in the customer premises serving wire center.

---

**ACCESS SERVICE**

---

**7. Special Access Service (Cont'd)****7.11 High Capacity Service\*****7.11.1 Basic Circuit Description**

A High Capacity circuit is a circuit for the transmission of nominal 64.0 kbps\* or 1.544, 3.152, 6.312, 44.736, or 274.176 Mbps isochronous serial data. The actual bit rate is a function of the channel interface selected by the customer. High Capacity circuits are provided between customer designated premises or between a customer designated premises and a Telephone Company hub. High Capacity DS1 and DS3 services may also be connected to customer transmission equipment and facilities where the customer is provided EIS as defined in Section 17. High Capacity circuits may also be connected to an in-service Telephone Company provided integrated optical service, provided that such connections are technically and operationally feasible, as determined by the Telephone Company.

The customer may provide the Network Channel Terminating Equipment associated with the High Capacity circuit at the customer's premises. The interim program for interconnection of such equipment is set forth in Technical Reference PUB AS No. 1, Issue II.

**7.11.2 Technical Specifications Packages**

<u>Parameter</u>	<u>Package HC</u>					
	<u>0</u>	<u>1</u>	<u>1C</u>	<u>2</u>	<u>3</u>	<u>4</u>
Error-Free Seconds		X				

A circuit with technical specifications package HC1 will be capable of an error-free second performance of 98.75% over a continuous 24 hour period as measured at the 1.544 Mbps rate through a CSU equivalent which is designed, manufactured, and maintained to conform with the specifications contained in Technical Reference GR-54-CORE, Issue 1.

Available only as a circuit of a 1.544 Mbps facility to a Telephone Company Digital Data hub or as a cross connect of two 2.4, 4.8, 9.6, 56.0 or 64.0 kbps circuits of two 1.544 Mbps facilities to a Digital Data hub(s). The customer must provide system and channel assignment data.

\* DS1 and DS3 Special Access Service may be provided between service areas shown under 7.1.10, where facilities and conditions permit.

---

**ACCESS SERVICE**

---

**7. Special Access Service** (Cont'd)**7.11 High Capacity Service** (Cont'd)**7.11.3 Channel Interfaces**

The following channel interfaces (CIs) define the bit rates that are available for a High Capacity circuit:

<u>CI</u>	<u>Bit Rate</u>
DS-15*	1.544 Mbps (DS1)
DS-27	274.176 Mbps (DS4)
DS-31	3.152 Mbps (DSIC)
DS-44	44.736 Mbps (DS3)
DS-63	6.312 Mbps (DS2)

Compatible channel interfaces are set forth in 9.3.5 following.

**7.11.4 Optional Features and Functions****(1) Automatic Loop Transfer**

The Automatic Loop Transfer provides protection on a 1xN basis against failure of the facilities between a customer designated premises and the wire center serving that premises. Protection is furnished through the use of a switching arrangement that automatically switches to a spare circuit line when a working line fails. The spare circuit is not included as a part of the option. This option requires compatible equipment at both the serving wire center and the customer premises. The customer is responsible for providing the equipment at its premises. Equipment at the customer premises will be provided under tariff only if it existed in the Telephone Company inventory as of November 18, 1983.

**(2) Transfer Arrangement**

An arrangement that affords the customer an additional measure of flexibility in the use of their access circuit(s). The arrangement can be utilized to transfer a leg of a Special Access Service to either a spare or working circuit that terminates in either the same or a different customer designated premises. A key activated or dial-up control service is required to operate the transfer arrangement. A spare circuit, if required, is not included as part of the option.

\* A 64.0 kbps circuit is available as a circuit(s) of a 1.544 Mbps facility to a Telephone Company hub.

---

ACCESS SERVICE

---

7. Special Access Service (Cont'd)7.11 High Capacity Service (Cont'd)7.11.4 Optional Features and Functions (Cont'd)(3) Central Office Multiplexing(a) DS4 to DS1

An arrangement that converts a 274.176 Mbps circuit to 168 DS1 circuits using digital time division multiplexing.

(b) DS3 to DS1

An arrangement that converts a 44.736 Mbps circuit to 28 DS1 circuits using digital time division multiplexing.

(c) DS2 to DS1

An arrangement that converts a 6.312 Mbps circuit to four DS1 circuits using digital time division multiplexing.

(d) DS1C to DS1

An arrangement that converts a 3.152 Mbps circuit to two DS1 circuits using digital time division multiplexing.

---

ACCESS SERVICE

---

7. Special Access Service (Cont'd)7.11 High Capacity Service (Cont'd)7.11.4 Optional Features and Functions (Cont'd)(3) Central Office Multiplexing(e) DS1 to Voice

An arrangement that converts a 1.544 Mbps circuit to 24 circuits for use with Voice Grade Services.

If this DS1 terminates in a DDS hub, a channel(s) of the DS1 can be used to provide DDS; however, DDS service stops at the DS1 interface.

Up to 16 channels of this DS1 can be used for Direct Digital Service (DDS-like service) with the assurance that circuit performance parameters will be met. If more than 16 channels are used for DDS-like service, the performance parameters for the DS1 and all circuits riding the DS1 will not be guaranteed.

(f) DS1 to DS0

An arrangement that converts a 1.544 Mbps circuit to twenty three (23) 64.0 Kbps circuits utilizing digital time division multiplexing.

---

**ACCESS SERVICE**

---

**7. Special Access Service** (Cont'd)**7.11 High Capacity Service** (Cont'd)**7.11.4 Optional Features and Functions** (Cont'd)**(3) Central Office Multiplexing** (Cont'd)**(g) DSO to Subrate**

An arrangement that converts a 64.0 kbps circuit to subspeeds of up to twenty 2.4 kbps, ten 4.8 kbps, or five 9.6 kbps circuits using digital time division multiplexing.

**(4) Clear Channel Capability (CCC)**

CCC provides a Bipolar with Eight Zero Substitution (B8ZS) encoding technique that allows a customer to transport 1.536 Mbps information rate signals over a 1.544 Mbps High Capacity Channel with no restraint on the quantity or sequence of one (mark) and zero (space) bits. This arrangement allows customers to derive 64 kbps clear channels. This service is provided only on 1.544 Mbps High Capacity Channels between two customer designated premises and is subject to availability of facilities. This arrangement requires the customer-provided multiplexing equipment to be compatible with the B8ZS line code as specified in Technical Reference GR- 54-CORE, Issue 1, and Technical Reference GR- 342-CORE, Issue 1.

**(5) The following table shows the technical specifications packages with which the optional features and functions are available.**

	Available with Technical Specifications Package HC-					
	<u>0</u>	<u>1</u>	<u>1C</u>	<u>2</u>	<u>3</u>	<u>4</u>
Automatic Loop						
Transfer		X				
Central Office						
Multiplexing:						
DS4 to DS1						X
DS3 to DS1					X	
DS2 to DS1				X		
DS1C to DS1			X			
DS1 to Voice		X				
DS1 to DS0		X				
DS0 to Subrate*		X				
Transfer Arrangement		X				
Clear Channel Capability		X				

\* Available only on a circuit of a 1.544 Mbps facility to a Telephone Company hub.

---

ACCESS SERVICE

---

7. Special Access Service (Cont'd)7.11 High Capacity Service (Cont'd)7.11.5 Rates and Charges(A) Circuit Termination - High Capacity DS1  
- Per Point of Termination

<u>Jurisdiction</u>	<u>1.544 Mbps</u>	
	<u>Monthly Rate</u>	<u>Nonrecurring Charge</u>
Arizona - Western	268.61	450.00
California	275.90	450.00
Illinois	251.50	450.00
Indiana	326.08	450.00
Nevada	317.00	450.00
N Carolina	245.50	450.00
Washington	343.00	450.00

---

**ACCESS SERVICE**

---

**7.        Special Access Service** (Cont'd)**7.11      High Capacity Service** (Cont'd)**7.11.5    Rates and Charges** (Cont'd)**(B)        Circuit Termination - High Capacity DS1 Term Payment Plan**  
              - Per Point of Termination

<b><u>Jurisdiction</u></b>	<b><u>Nonrecurring Charge</u></b>	<b><u>One Year Monthly Rate</u></b>
Arizona - Western	\$450.00	\$185.00
California	450.00	185.00
Illinois	450.00	185.00
Indiana	450.00	185.00
Nevada	450.00	185.00
N Carolina	450.00	185.00
Washington	450.00	185.00

---

**ACCESS SERVICE**


---

**7.        Special Access Service** (Cont'd)**7.11      High Capacity Service** (Cont'd)**7.11.5    Rates and Charges** (Cont'd)**(B)        Circuit Termination - High Capacity DS1 Term Payment Plan** (Cont'd)  
- Per Point of Termination

<b><u>Jurisdiction</u></b>	<b><u>Two Year Monthly Rate</u></b>	<b><u>Three Year Monthly Rate</u></b>	<b><u>Five Year Monthly Rate</u></b>
Arizona – Western	\$180.00	\$175.00	\$170.00
California	180.00	175.00	170.00
Illinois	180.00	175.00	170.00
Indiana	180.00	175.00	170.00
Nevada	180.00	175.00	170.00
N Carolina	180.00	175.00	170.00
Washington	180.00	175.00	170.00

---

**ACCESS SERVICE**

---

**7.        Special Access Service** (Cont'd)**7.11      High Capacity Service** (Cont'd)**7.11.5    Rates and Charges** (Cont'd)**(C)        Circuit Termination - High Capacity FT1 Facilities**  
- Per Point of Termination

<u>Jurisdiction</u>	<u>Standard Arrangement - 2 X 56 Kbps or 2 X 64 Kbps</u>	
	<u>Monthly Rate</u>	<u>Nonrecurring Charge</u>
California	\$125.00	\$450.00
Indiana	103.00	450.00
N Carolina	110.00	450.00
Washington	103.00	450.00

---

**ACCESS SERVICE**

---

**7.        Special Access Service** (Cont'd)**7.11      High Capacity Service** (Cont'd)**7.11.5    Rates and Charges** (Cont'd)**(C)        Circuit Termination - High Capacity FT1 Facilities** (Cont'd)  
- Per Point of Termination

<u>Jurisdiction</u>	<u>Standard Arrangement - 4 X 56 Kbps or 4 X 64 Kbps</u>	
	<u>Monthly Rate</u>	<u>Nonrecurring Charge</u>
California	\$135.00	\$450.00
Indiana	116.00	450.00
N Carolina	120.00	450.00
Washington	114.00	450.00

---

**ACCESS SERVICE**

---

**7.        Special Access Service** (Cont'd)**7.11      High Capacity Service** (Cont'd)**7.11.5    Rates and Charges** (Cont'd)**(C)        Circuit Termination - High Capacity FT1 Facilities** (Cont'd)  
- Per Point of Termination

<u>Jurisdiction</u>	<u>Standard Arrangement - 6 X 56 Kbps or 6 X 64 Kbps</u>	
	<u>Monthly Rate</u>	<u>Nonrecurring Charge</u>
California	\$145.00	\$450.00
Indiana	130.00	450.00
N Carolina	130.00	450.00
Washington	126.00	450.00

---

**ACCESS SERVICE**


---

**7.        Special Access Service** (Cont'd)**7.11      High Capacity Service** (Cont'd)**7.11.5    Rates and Charges** (Cont'd)**(D)        Circuit Termination - High Capacity FT1 Optional Payment Plan**  
- Per Point of Termination2 X 56 Kbps or 2 X 64 Kbps

<u><b>Jurisdiction</b></u>	<u><b>One Year Monthly Rate</b></u>	<u><b>Three Year Monthly Rate</b></u>	<u><b>Five Year Monthly Rate</b></u>
California	\$120.00	\$115.00	\$110.00
Indiana	101.00	99.00	97.00
N Carolina	108.00	106.00	104.00
Washington	102.00	101.00	100.00

---

**ACCESS SERVICE**

---

**7.        Special Access Service** (Cont'd)**7.11      High Capacity Service** (Cont'd)**7.11.5    Rates and Charges** (Cont'd)**(D)        Circuit Termination - High Capacity FT1 Optional Payment Plan** (Cont'd)  
- Per Point of Termination

4 X 56 Kbps or 4 X 64 Kbps

<u>Jurisdiction</u>	<u>One Year Monthly Rate</u>	<u>Three Year Monthly Rate</u>	<u>Five Year Monthly Rate</u>
California	\$130.00	\$125.00	\$120.00
Indiana	113.00	108.00	103.00
N Carolina	118.00	116.00	114.00
Washington	112.00	110.00	108.00

---

**ACCESS SERVICE**


---

**7.        Special Access Service** (Cont'd)**7.11      High Capacity Service** (Cont'd)**7.11.5    Rates and Charges** (Cont'd)**(D)        Circuit Termination - High Capacity FT1 Optional Payment Plan** (Cont'd)  
- Per Point of Termination6 X 56 Kbps or 6 X 64 Kbps

<u><b>Jurisdiction</b></u>	<u><b>One Year Monthly Rate</b></u>	<u><b>Three Year Monthly Rate</b></u>	<u><b>Five Year Monthly Rate</b></u>
California	\$140.00	\$135.00	\$130.00
Indiana	125.00	120.00	115.00
N Carolina	128.00	126.00	124.00
Washington	123.00	120.00	117.00

---

ACCESS SERVICE

---

7. Special Access Service (Cont'd)7.11 High Capacity Service (Cont'd)7.11.5 Rates and Charges (Cont'd)(E) Circuit Termination - High Capacity DS3  
- Per Point of Termination

## (1) Individual DS3 - Noncapacity System

<u>Jurisdiction</u>	<u>Nonrecurring Charge</u>	<u>One Year Monthly Rate</u>
Arizona - Western	\$1,000.00	\$4,286.00
California	1,000.00	4,286.00
Illinois	1,000.00	3,330.20
Indiana	1,000.00	3,871.00
Nevada	1,000.00	4,286.00
N Carolina	1,000.00	4,000.00
Washington	1,000.00	4,996.00

---

**ACCESS SERVICE**

---

**7.        Special Access Service** (Cont'd)**7.11      High Capacity Service** (Cont'd)**7.11.5    Rates and Charges** (Cont'd)(E)        Circuit Termination - High Capacity DS3 (Cont'd)  
             - Per Point of Termination

(1)        Individual DS3 - Noncapacity System

<u>Jurisdiction</u>	<u>Three Year Monthly Rate</u>	<u>Five Year Monthly Rate</u>	<u>Seven Year Monthly Rate</u>
Arizona - Western	\$2,790.00	\$2,439.00	\$2,281.00
California	2,790.00	2,300.00	2,281.00
Illinois	2,070.12	1,800.11	1,710.09
Indiana	2,403.00	2,062.00	1,908.00
Nevada	2,790.00	2,439.00	2,281.00
N Carolina	2,980.00	2,625.00	2,466.00
Washington	3,299.00	2,897.00	2,717.00

---

**ACCESS SERVICE**

---

**7.        Special Access Service** (Cont'd)**7.11      High Capacity Service** (Cont'd)**7.11.5    Rates and Charges** (Cont'd)(E)        Circuit Termination - High Capacity DS3 (Cont'd)  
             - Per Point of Termination(2)        Three Capacity System  
             - First DS3

<u>Jurisdiction</u>	<u>Nonrecurring Charge</u>	<u>One Year Monthly Rate</u>
Arizona - Western	\$2,500.00	\$4,596.00
California	2,500.00	4,596.00
Illinois	2,500.00	4,388.00
Indiana	2,500.00	4,592.00
Nevada	2,500.00	4,596.00
N Carolina	2,500.00	5,139.00
Washington	2,500.00	4,996.00

---

**ACCESS SERVICE**


---

7. **Special Access Service** (Cont'd)7.11 **High Capacity Service** (Cont'd)7.11.5 **Rates and Charges** (Cont'd)(E) Circuit Termination - High Capacity DS3 (Cont'd)  
- Per Point of Termination(2) Three Capacity System (Cont'd)  
- First DS3

<b><u>Jurisdiction</u></b>	<b><u>Three Year Monthly Rate</u></b>	<b><u>Five Year Monthly Rate</u></b>	<b><u>Seven Year Monthly Rate</u></b>
Arizona - Western	\$3,004.00	\$2,629.00	\$2,459.00
California	2,900.00	2,629.00	2,459.00
Illinois	2,692.63	2,592.91	2,393.45
Indiana	3,050.00	2,663.00	2,485.00
Nevada	3,004.00	2,629.00	2,459.00
N Carolina	3,534.00	3,148.00	2,974.00
Washington	3,299.00	2,897.00	2,717.00

---

**ACCESS SERVICE**

---

**7.        Special Access Service** (Cont'd)**7.11      High Capacity Service** (Cont'd)**7.11.5    Rates and Charges** (Cont'd)(E)        Circuit Termination - High Capacity DS3 (Cont'd)  
             - Per Point of Termination(3)        Three Capacity System  
             - Each Additional DS3 - (Maximum of 2)

<u>Jurisdiction</u>	<u>Nonrecurring Charge</u>	<u>One Year Monthly Rate</u>
Arizona - Western	\$1,000.00	\$251.00
California	1,000.00	251.00
Illinois	1,000.00	239.00
Indiana	1,000.00	246.16
Nevada	1,000.00	251.00
N Carolina	1,000.00	270.00
Washington	1,000.00	253.00

---

**ACCESS SERVICE**


---

**7.        Special Access Service** (Cont'd)**7.11      High Capacity Service** (Cont'd)**7.11.5    Rates and Charges** (Cont'd)

(E)        Circuit Termination - High Capacity DS3 (Cont'd)  
              - Per Point of Termination

(3)        Three Capacity System (Cont'd)  
              - Each Additional DS3 (Maximum of 2)

<u>Jurisdiction</u>	<u>Three Year Monthly Rate</u>	<u>Five Year Monthly Rate</u>	<u>Seven Year Monthly Rate</u>
Arizona - Western	\$199.00	\$182.00	\$174.00
California	185.00	182.00	174.00
Illinois	172.00	163.00	149.00
Indiana	172.00	152.00	143.00
Nevada	199.00	182.00	174.00
N Carolina	191.00	171.00	161.00
Washington	212.00	197.00	189.00

---

**ACCESS SERVICE**

---

7. **Special Access Service** (Cont'd)
- 7.11 **High Capacity Service** (Cont'd)
- 7.11.5 **Rates and Charges** (Cont'd)
- (E) Circuit Termination - High Capacity DS3 (Cont'd)  
- Per Point of Termination
- (4) Twelve Capacity System  
- First DS3

<b><u>Jurisdiction</u></b>	<b><u>Nonrecurring Charge</u></b>	<b><u>One Year Monthly Rate</u></b>
Arizona - Western	\$4,500.00	\$7,016.00
California	4,500.00	7,016.00
Illinois	4,500.00	6,500.00
Indiana	4,500.00	6,556.00
Nevada	4,500.00	6,556.00
N Carolina	4,500.00	8,099.00
Washington	4,500.00	7,658.00

---

**ACCESS SERVICE**

---

**7.        Special Access Service** (Cont'd)**7.11      High Capacity Service** (Cont'd)**7.11.5    Rates and Charges** (Cont'd)

(E)        Circuit Termination - High Capacity DS3 (Cont'd)  
            - Per Point of Termination

(4)        Twelve Capacity System (Cont'd)  
            - First DS3

<u>Jurisdiction</u>	<u>Three Year Monthly Rate</u>	<u>Five Year Monthly Rate</u>	<u>Seven Year Monthly Rate</u>
Arizona – Western	\$5,244.00	\$4,742.00	\$4,506.00
California	5,107.58	4,742.00	4,506.00
Illinois	5,056.61	4,292.97	4,053.68
Indiana	4,840.00	4,330.00	4,088.00
Nevada	4,840.00	4,330.00	4,088.00
N Carolina	6,261.00	5,729.00	5,479.00
Washington	5,610.00	5,054.00	4,797.00

---

**ACCESS SERVICE**

---

7. **Special Access Service** (Cont'd)
- 7.11 **High Capacity Service** (Cont'd)
- 7.11.5 **Rates and Charges** (Cont'd)
- (E) Circuit Termination - High Capacity DS3 (Cont'd)  
- Per Point of Termination
- (5) Twelve Capacity System  
- Each Additional DS3 (Maximum of 11)

<b><u>Jurisdiction</u></b>	<b><u>Nonrecurring Charge</u></b>	<b><u>One Year Monthly Rate</u></b>
Arizona - Western	\$1,000.00	\$251.00
California	1,000.00	251.00
Illinois	1,000.00	290.00
Indiana	1,000.00	279.00
Nevada	1,000.00	279.00
N Carolina	1,000.00	281.00
Washington	1,000.00	306.00

---

**ACCESS SERVICE**


---

**7. Special Access Service** (Cont'd)**7.11 High Capacity Service** (Cont'd)**7.11.5 Rates and Charges** (Cont'd)

(E) Circuit Termination - High Capacity DS3 (Cont'd)  
 - Per Point of Termination

(5) Twelve Capacity System (Cont'd)  
 - Each Additional DS3 (Maximum of 11)

<u>Jurisdiction</u>	<u>Three Year Monthly Rate</u>	<u>Five Year Monthly Rate</u>	<u>Seven Year Monthly Rate</u>
Arizona - Western	\$199.00	\$182.00	\$174.00
California	199.00	182.00	174.00
Illinois	222.00	199.00	188.00
Indiana	213.00	191.00	181.00
Nevada	213.00	191.00	181.00
N Carolina	197.00	176.00	166.00
Washington	236.00	215.00	205.00

---

**ACCESS SERVICE**

---

**7.        Special Access Service** (Cont'd)**7.11      High Capacity Service** (Cont'd)**7.11.5    Rates and Charges** (Cont'd)

- (F)        Circuit Termination - Frequency bandwidths other than 1.544 Mbps  
              (DS1) and 44.736 Mbps (DS3)  
              - Per Point of Termination

Frequency bandwidths other than 1.544 Mbps:

Monthly Rates and Nonrecurring Charges for the Circuit Termination rate element of High Capacity Service for all jurisdictions of the Issuing Carriers listed on Title Page 2 and Title Page 3 will be determined on an Individual Case Basis and filed in Section 7.12 following.

Available frequency bandwidths formats are as follows:

Frequency  
Bandwidths

64 Kbps  
3.152 Mbps  
6.312 Mbps  
274.176 Mbps

---

**ACCESS SERVICE**

---

**7.        Special Access Service** (Cont'd)**7.11      High Capacity** (Cont'd)**7.11.5    Rates and Charges** (Cont'd)**(G)        Circuit Mileage - High Capacity DS1**1.544 Mbps

<u><b>Jurisdiction</b></u>	<u><b>Monthly Rate Fixed</b></u>	<u><b>Monthly Rate Per Mile</b></u>
Arizona - Western	\$ 8.46	\$ 3.88
California	36.08	9.73
Illinois	14.31	4.48
Indiana	38.50	10.38
Nevada	30.90	9.91
N Carolina	16.31	4.98
Washington	53.89	30.58

---

ACCESS SERVICE

---

7.           Special Access Service (Cont'd)

7.11        High Capacity (Cont'd)

7.11.5      Rates and Charges (Cont'd)

(H)

(D)

(D)

---

**ACCESS SERVICE**

---

7. Special Access Service (Cont'd)7.11 High Capacity Service (Cont'd)7.11.5 Rates and Charges (Cont'd)(I) Circuit Mileage - High Capacity FT1 Facilities2 X 56 Kbps or 2 X 64 Kbps

<u>Jurisdiction</u>	<u>Monthly Rate Fixed</u>	<u>Monthly Rate Per Mile</u>
California	\$13.00	\$2.48
Indiana	13.00	2.48
N Carolina	13.00	2.48
Washington	13.00	2.48

---

**ACCESS SERVICE**

---

**7.        Special Access Service** (Cont'd)**7.11      High Capacity Service** (Cont'd)**7.11.5   Rates and Charges** (Cont'd)**(I)        Circuit Mileage - High Capacity FT1 Facilities** (Cont'd)4 X 56 Kbps or 4 X 64 Kbps

<u>Jurisdiction</u>	<u>Monthly Rate Fixed</u>	<u>Monthly Rate Per Mile</u>
California	\$15.00	\$2.52
Indiana	15.00	2.52
N Carolina	15.00	2.52
Washington	15.00	2.52

---

**ACCESS SERVICE**

---

**7.        Special Access Service** (Cont'd)**7.11      High Capacity Service** (Cont'd)**7.11.5    Rates and Charges** (Cont'd)**(I)        Circuit Mileage - High Capacity FT1 Facilities** (Cont'd)6 X 56 Kbps or 6 X 64 Kbps

<u><b>Jurisdiction</b></u>	<u><b>Monthly Rate Fixed</b></u>	<u><b>Monthly Rate Per Mile</b></u>
California	\$17.00	\$2.52
Indiana	17.00	2.52
N Carolina	17.00	2.52
Washington	17.00	2.52

---

**ACCESS SERVICE**

---

**7.        Special Access Service** (Cont'd)**7.11      High Capacity Service** (Cont'd)**7.11.5    Rates and Charges** (Cont'd)**(J)        DS3 Circuit Mileage****(1)        Circuit Mileage - High Capacity DS3**

<u><b>Jurisdiction</b></u>	<b>Monthly Rate</b>	
	<u><b>Fixed</b></u>	<u><b>Per Mile</b></u>
Arizona - Western	\$844.12	\$121.96
California	810.32	81.23
Illinois	200.00	19.67
Indiana	517.01	49.49
Nevada	810.25	112.80
N Carolina	375.00	33.10
Washington	750.00	170.63

**Banded Circuit Mileage - High Capacity DS3**

<u><b>Jurisdiction</b></u>	<u><b>Monthly Rate</b></u>
(2) Arizona - Western	
1-4 Miles	\$ 500.00
5-8 Miles	710.00
9-15 Miles	980.00
16-25 Miles	1,125.00
26-40 Miles	1,380.00
41 Miles or More	2,450.00
California	
1-4 Miles	\$ 500.00
5-8 Miles	710.00
9-15 Miles	980.00
16-25 Miles	1,125.00
26-40 Miles	1,380.00
41 Miles or More	2,450.00

---

**ACCESS SERVICE**

---

**7.        Special Access Service** (Cont'd)**7.11      High Capacity Service** (Cont'd)**7.11.5    Rates and Charges** (Cont'd)**(J)        DS3 Circuit Mileage** (Cont'd)**(2)        Banded Circuit Mileage - High Capacity DS3** (Cont'd)

<b><u>Jurisdiction</u></b>	<b><u>Monthly Rate</u></b>
Illinois	
1-4 Miles	\$ 500.00
5-8 Miles	710.00
9-15 Miles	980.00
16-25 Miles	1,125.00
26-40 Miles	1,380.00
41 Miles or More	2,450.00
Indiana	
1-4 Miles	\$ 500.00
5-8 Miles	710.00
9-15 Miles	980.00
16-25 Miles	1,125.00
26-40 Miles	1,380.00
41 Miles or More	2,450.00
Nevada	
1-4 Miles	\$ 500.00
5-8 Miles	710.00
9-15 Miles	980.00
16-25 Miles	1,125.00
26-40 Miles	1,380.00
41 Miles or More	2,450.00
North Carolina	
1-4 Miles	\$ 500.00
5-8 Miles	710.00
9-15 Miles	980.00
16-25 Miles	1,125.00
26-40 Miles	1,380.00
41 Miles or More	2,450.00

---

ACCESS SERVICE

---

7. Special Access Service (Cont'd)7.11 High Capacity Service (Cont'd)7.11.5 Rates and Charges (Cont'd)(J) DS3 Circuit Mileage (Cont'd)(2) Banded Circuit Mileage - High Capacity DS3 (Cont'd)JurisdictionMonthly Rate

Washington	
1-4 Miles	\$ 500.00
5-8 Miles	710.00
9-15 Miles	980.00
16-25 Miles	1,125.00
26-40 Miles	1,380.00
41 Miles or More	2,450.00

---

ACCESS SERVICE

---

7. Special Access Service (Cont'd)7.11 High Capacity (Cont'd)7.11.5 Rates and Charges (Cont'd)

(K) Circuit Mileage - For frequency bandwidths other than 1.544 Mbps (DS1) and 44.736 Mbps (DS3):

Fixed and Per Mile Monthly Rates for the Circuit Mileage rate element of High Capacity Service for all jurisdictions of the Issuing Carriers listed on Title Page 2 and Title Page 3 will be determined on an Individual Case Basis and filed in Section 7.12 following.

Available frequency bandwidths formats are as follows.

Frequency

Bandwidths

64 Kbps

3.152 Mbps

6.312 Mbps

274.176 Mbps

---

**ACCESS SERVICE**

---

**7.        Special Access Service** (Cont'd)**7.11      High Capacity** (Cont'd)**7.11.5    Rates and Charges** (Cont'd)**(L)        Optional Features and Functions**

Rates and charges for the Optional Features and Functions of High Capacity Service listed in this section apply to all jurisdictions of the Issuing Carriers listed on Title Page 2 and Title Page 3.

	<u>Monthly Rates</u>	<u>Nonrecurring Charges</u>
(1)        Multiplexing		
DS4 to DS1		
- Per arrangement	ICB	None
DS2 to DS1		
- Per arrangement	ICB	None
DS1C to DS1		
- Per arrangement	ICB	None
DS1 TO DSO		
- Per arrangement	\$284.63	None
DSO to Subrates		
- Per arrangement		
Up to 20 2.4 Kbps services	\$160.00	None
Up to 10 4.8 kbps services	\$120.00	\$800.00
Up to 5 9.6 kbps services	\$100.00	\$800.00

ICB rates and charges are filed in 7.12 following.

---

**ACCESS SERVICE**

---

**7.        Special Access Service** (Cont'd)**7.11      High Capacity Service** (Cont'd)**7.11.5    Rates and Charges** (Cont'd)**(L)        Optional Features and Functions** (Cont'd)

- (1)        Multiplexing (Cont'd)  
             DS1 to Voice Multiplexing\*  
             - Per arrangement

<u>Jurisdiction</u>	<u>Monthly Rate</u>	<u>Nonrecurring Charge</u>
Arizona - Western	\$180.35	\$800.00
California	180.35	800.00
Illinois	148.52	800.00
Indiana	180.35	800.00
Nevada	180.35	800.00
N Carolina	180.35	800.00
Washington	180.35	800.00

\* A circuit of this DS1 to the hub can be used for Digital Data service.

---

**ACCESS SERVICE**

---

**7.        Special Access Service** (Cont'd)**7.11      High Capacity Service** (Cont'd)**7.11.5    Rates and Charges** (Cont'd)**(L)        Optional Features and Functions** (Cont'd)

- (1)        Multiplexing (Cont'd)  
             DS3 to DS1 Multiplexing  
             - Per arrangement

<u>Jurisdiction</u>	<u>Monthly Rate</u>	<u>Nonrecurring Charge</u>
Arizona – Western	\$519.83	\$450.00
California	337.78	450.00
Illinois	137.97	450.00
Indiana	380.75	450.00
Nevada	502.85	450.00
N Carolina	403.13	450.00
Washington	493.31	450.00

---

ACCESS SERVICE

---

7. Special Access Service (Cont'd)7.11 High Capacity (Cont'd)7.11.5 Rates and Charges (Cont'd)(L) Optional Features and Functions (Cont'd)

		<u>Monthly Rates</u>	<u>Nonrecurring Charges</u>
(2)	Automatic Loop Transfer - Per arrangement*	\$100.00	None
(3)	Transfer Arrangement (key activated** or dial up***) - Per four port arrangement including control channel termination****)	165.00	None
(4)	Clear Channel Capability - Per DS1 circuit arranged	None	\$800.00

\* An additional Circuit Termination charge will apply whenever the spare line is provided as a leg to the customer premises.

\*\* The key activated control circuit is rated as a Metallic Circuit Termination .

\*\*\* The Dial-up option requires the customer to purchase the Controller Arrangement from 13.3.8 following.

\*\*\*\* An additional Circuit Termination charge will apply whenever a spare circuit is configured as a leg to the customers premises. Additional circuit mileage charges will also apply when the transfer arrangement is not located in the customer premises serving wire center.

---

**ACCESS SERVICE**

---

**7.        Special Access Service** (Cont'd)**7.11      High Capacity Service** (Cont'd)**7.11.5    Rates and Charges** (Cont'd)**(M)       Special Access Cross Connect**Per DS0, DS1 or DS3 Connection

<u>State</u>	DS0 Monthly <u>Rate</u>	DS1 Monthly <u>Rate</u>	DS3 Monthly <u>Rate</u>
California	\$3.05	\$8.69	\$75.63
Illinois	1.77	4.53	36.64
Washington	2.12	4.66	34.09

\*DS0 Cross Connect rates for Fractional T1 will be assessed as follows:

- 128 Kbps: 2 DS0 Cross Connects
- 256 Kbps: 4 DS0 Cross Connects
- 384 Kbps: 6 DS0 Cross Connects

---

**ACCESS SERVICE**


---

**7. Special Access Service (Cont'd)****7.12 Individual Case Filing**

Rates and charges for Special Access Service provided on an individual case basis are filed following:

<u>Customer Name</u>	<u>Description and Location</u>	<u>MTL/NRC MRC</u>	<u>Termination Liability Period</u>
AT&T ID#CA0105316	Provide point-to-point OC3c service from the end user location at 15A 17th Street, Barstow, CA. to the meet point with former GTE.		50% of all remaining monthly payments.
	OC3c point-to-point CDL link	MTL: \$ MRC: \$ 3,570 NRC \$ 6,000	
	OC3c Dedicated Transport, per mile	MRC: \$ 295	

## ACCESS SERVICE

7. Special Access Service (Cont'd)7.12 Individual Case Filing (Cont'd)

Rates and charges for Special Access Service provided on an individual case basis are filed following:

<u>Customer Name</u>	<u>Description and Location</u>	<u>MTL/NRC MRC</u>	<u>Termination Liability Period</u>
Envirex, Inc ID# IN94120E	Provide High Capacity Digital FT1 Facilities (2X64 Kbps) between the customer location At 2753 Michigan Rd., Madison, Indiana and AT&T's location in Columbus, Indiana.	MTL: \$6,048 NRC: \$ 700 MRC: \$ 504	1 Year beginning January 6, 1995. Reduces 1/12 for each month in service.
Dukenet Communications ID#NC0201277	Provide OC3c CDL Optical Cross Connect with OC3c Dedicated Transport from the Sylva Central Office located at 84 Allen St., Sylva, NC to the Bell South meet point in Waynesville, NC. OC3c CDL with Optical Cross Connect.  OC3c Dedicated Transport per mile.	MTL: \$ ----- NRC: \$ 1,000 MRC: \$ 715   MRC: \$ 170	1 Year beginning August 8, 2002. Reduces 50% of all remaining monthly payments.

---

**ACCESS SERVICE**

---

**7.        Special Access Service** (Cont'd)**7.12      Individual Case Filing** (Cont'd)

Rates and charges for Special Access Service provided on an individual case basis are filed following:

<u>Customer Name</u>	<u>Description and Location</u>	<u>MTL/NRC MRC</u>	<u>Termination Liability Period</u>
----------------------	-------------------------------------	------------------------	---

**ACCESS SERVICE****7. Special Access Service (Cont'd)****7.12 Individual Case Filing (Cont'd)**

Rates and charges for Special Access Service provided on an individual case basis are filed following:

<u>Customer Name</u>	<u>Description and Location</u>	<u>MTL/NRC</u> <u>MRC</u>	<u>Termination/Liability</u> <u>Period</u>
GTE Telecom ID# IN9601083	Provide OC24 interoffice disaster recovery ring with a node at the Greensburg CO, 211 E. North St., Greensburg, IN.	MTL: \$ 196,974 NRC: \$ 0 MRC: \$ 6,237	5 Years beginning January 4, 1997. Reduces 1/60 for each month in service.
	•		
	• OC12 CO Node	MTL: \$ NRC: \$ 6,000 MRC: \$ 2,250	
	• OC12 Dedicated Transport	MTL : \$ NRC: \$ 3,000 MRC: \$ 2,025	
	• DS1 Rider		
	• DS3 Rider	MTL: \$	
	• OC3c Rider	NRC: \$ 0 MRC: \$ 26,660	
Fidalgo ID# WA0101713 (	Provide OC3 SONET service from the CDL at 1725 Continental Pl, Mt. Vernon, WA to the Mt. Vernon CO, WA	MRC \$ 75 MC: \$ 250 MRC: \$ 750	7 Years beginning November 30, 2001. Reduce 1/84 for each month in service
	• OC3 CO Node	MTL: \$ 75,600	
	• OC3 Single Route CDL Link	NRC: \$ 0	
	• DS1 Rider		
	• DS3 Rider		
		MRC: \$ 800	
		MRC: \$ 900	
		MRC: \$ 75	
		MRC: \$ 250	

---

**ACCESS SERVICE**

---

**7. Special Access Service** (Cont'd)**7.12 Individual Case Filing** (Cont'd)

Rates and charges for Special Access Service provided on an individual case basis are filed following:

<u>Customer Name</u>	<u>Description and Location</u>	<u>MTL/NRC MRC</u>	<u>Termination Liability Period</u>
Bently Nevada ID# NV9801000	Provide one (1) 64K DDS Service between 1617 Water Street, Minden, NV and a meet point with Nevada Bell	MTL: \$ 0 NRC: \$ 250 MRC: \$ 152	
TBC Group ID# IL9901152	Provide three (3) 256K Frame Relay Services between the CDL at 302 Willow, Maple Park, IL and the C.O. at 304 Elm, Maple Park, IL, the CDL at 407 W. State, Sycamore, IL and the C.O. at 112 W. Elm, Sycamore, IL and the CDL at 513 W. Main, Kirkland, IL and the C.O. at 402 W. South, Kirkland, IL.	<u>PER SERVICE</u> MTL: \$ 300 NRC: \$ 395 MRC: \$ 250	1 Year beginning August 28, 1999. Reduces 1/12 for each month in service

---

**ACCESS SERVICE**

---

**7. Special Access Service** (Cont'd)**7.12 Individual Case Filing** (Cont'd)

Rates and charges for Special Access Service provided on an individual case basis are filed following:

<u>Customer Name</u>	<u>Description and Location</u>	<u>MTL/NRC MRC</u>	<u>Termination Liability Period</u>
AT&T Wireless ID# CA9903392	Provide customer Network Control (CNC) for connection to customer's Telephone Company provided DS1 and DS3 services.		3 Years beginning January 14, 2000
	<u>Rate Elements</u>	<u>NRC</u>	<u>Three Year MRC</u>
	CNC Controller Connect	\$0	\$1,300.00
	DS3 Port Control-Per DS3 Port	0	98.00
	DS1 Port Control-Per DS1 Port	0	14.00

In addition to the applicable conditions set forth elsewhere in this tariff, the following conditions shall apply to this service:

- (a) The tariff rates for DS3 and DS1 services apply in addition to the rate elements above.
- (b) Termination liability charges include charges for the individual service elements shown above. The termination liability for subsequent installation begin on the date of installation. In the event the customer discontinues one or all of the service elements prior to the end of the Termination Liability Period, the customer shall pay 50% of all remaining monthly charges for the service element involved.
- (c) Termination liability charges, when applicable, are due in full within thirty (30) days of the date of termination of the service.
- (d) Should a general tariff offering for this service become available prior to the end of the Termination Liability Period set forth above, and the customer elects to convert to the general tariff rates, no termination liability charges will apply. The customer will be required to convert to the general tariff rates at the end of one year from the effective date of the general tariff, or discontinue the service without liability.

---

**ACCESS SERVICE**

---

**7.        Special Access Service** (Cont'd)**7.12      Individual Case Filing** (Cont'd)

Rates and charges for Special Access Service provided on an individual case basis are filed following:

<u>Customer Name</u>	<u>Description and Location</u>	<u>MTL/NRC MRC</u>	<u>Termination Liability Period</u>
----------------------	-------------------------------------	------------------------	---

---

**ACCESS SERVICE**

---

**7.        SPECIAL ACCESS (Cont'd)****7.13      High Voltage Protection****7.13.1    Description**

High Voltage Protection is used at customer locations that may require special equipment to isolate or neutralize Ground Potential Rise (GPR) and/or induced voltage caused by faults in the electric power system. GPR is a voltage difference between two or more ground electrodes caused by earth return currents. GPR on cable facilities can occur, for example, when current from lightning surges flow to ground, but GPR often is associated with voltage generated as the power system fault currents flow to ground. Maximum GPR is developed by the percentage of line-to-ground fault current entering earth through electrode impedance.

This feature will provide high voltage isolation for Special Access telecommunications, while enabling the normal transmission between the Telephone Company wire center and the equipment at the customer's location during GPR environment due to electrical power faults.

**7.13.2    Provisioning**

The Telephone Company shall determine the proper levels of protection required on its network to isolate or neutralize electrical hazard, based on the information provided by the customer. The customer shall provide the Telephone Company, in writing, the technical data necessary for the Telephone Company to determine the high voltage protection requirements, at the time of application for the initial service, additions to, or changes in the existing service. In addition, the customer shall notify the Telephone Company before making changes in the electric supply that will increase the GPR at the location.

The technical data for the customer's location shall include, but not be limited to, the following:

- ground grid area in square feet
- ground grid impedance in ohms
- X/R ratios at worst case fault location
- GPR in volts MS

---

**ACCESS SERVICE**

---

**7. SPECIAL ACCESS (Cont'd)****7.13 High Voltage Protection (Cont'd)****7.13.2 Provisioning (Cont'd)**

Based on the customer's technical data provided to the Telephone Company, the Telephone Company will provide the necessary high voltage protection equipment at the Telephone Company's demarcation point on the customer's premises and at the remote drainage location. The placement of the equipment by the Telephone Company shall in no way release the customer of its responsibility for damage, loss or claims caused by electrical hazards resulting from the customer's electric power system. The Telephone Company's liability for damage, loss or claims is set forth under 2.3.1.

The customer may elect to furnish the equipment at its premises to isolate or neutralize the electrical hazard subject to the approval of the Telephone Company; however, such approval by the Telephone Company shall not relieve the customer of its responsibility to install or maintain adequate high voltage equipment. The high voltage protection equipment at the customer's location will be exclusively owned either by the Telephone Company or by the customer.

When the customer provides the high voltage equipment at its premise, the Telephone Company will provide the necessary high voltage equipment at the wire center and remote drainage location. The Telephone Company will be responsible up to and including the network interface for the termination of Special Access Services regardless of ownership of the high voltage protection equipment.

The Telephone Company will inspect and verify adequacy of the high voltage protection equipment when service is established and at such future times as deemed necessary due to additions, deletions, rearrangements, routine maintenance or for the purpose of verifying the adequacy of the high voltage protection equipment.

**7.13.3 Claims and Demands for Damage**

In addition to the provisions in Section 2.3.8, the customer shall defend, indemnify and save harmless the Telephone Company from any and all loss, claims, demands, suits or other action or any liability whatsoever, whether suffered, made, instituted or asserted by the customer or by any other party or person, for any personal injury to or death of any person or persons, or for any loss, damage or destruction of any property whether owned by the customer or others, caused or claimed to have been caused directly or indirectly by the installation, operation, failure to operate, maintenance, removal, presence, condition, location or use of such equipment and services associated with high voltage protection equipment furnished by the Telephone Company or with customer equipment when combined or connected with facilities of the Telephone Company.

Services provided by the Telephone Company shall not cause the Telephone Company to become responsible for damage, loss or claims caused by electrical hazards resulting from a customer's electric power system.

---

**ACCESS SERVICE**

---

**7. SPECIAL ACCESS (Cont'd)****7.13 High Voltage Protection (Cont'd)****7.13.4 Network Outage**

Interruptions or outages of services provided to customers may occur for reasons, such as facility damage due to storm loading, vehicle accident, lightning strike, or other acts of God. Circuit failures caused by such events cannot be prevented by services provided in accordance with this service (however, interruptions and service outages due to fault-produced ground potential rise and induction can be minimized). The Telephone Company expressly states that provision of the high voltage equipment cannot prevent such service outages as may normally occur due to the proceeding circumstances. It is the responsibility of the customer to provide sufficient protection to prevent damage caused by such events.

Interruptions or outages due to the effects (GPR and/or induction) of faults in the customer's power generating, transmission and/or distribution system are minimized through the installation and maintenance of high voltage protection equipment which is designed to operate in a fault-produced electrical environment.

**7.13.5 Compliance Statement**

If the Telephone Company has provided service where high voltage protection is necessary, by the customer or the customer-provided equipment is nonfunctional or inadequate or the customer fails, upon written notice, to establish or reestablish the required high voltage protection equipment or apply for and obtain such protection from the Telephone Company, or keep the Telephone Company informed of changed high voltage requirements, then the Telephone Company will disconnect service 120 days after giving the notice required, as set forth under Section 2.1.8(A).

**7.13.6 Rate Regulations****(A) Minimum Period**

The minimum period for High Voltage Protection is one month.

**(B) Rate Elements****(1) Initial Common Equipment**

A nonrecurring charge and a monthly rate apply for the Initial Common (basic) Equipment used for the physical connection to the network interface. The Initial Common Equipment can accommodate up to eight Special Access facility terminations at a customer's location.

**(2) High Voltage Terminating Equipment**

High Voltage Terminating Equipment is required for each Special Access facility termination. A nonrecurring charge and a monthly rate for the High Voltage Terminating Equipment apply in addition to the rates and charges for the Special Access facility as well as the associated Special Access Service regulations.

## ACCESS SERVICE

7. SPECIAL ACCESS (Cont'd)7.13 High Voltage Protection (Cont'd)7.13.7 Rates and Charges

Jurisdiction	<u>Initial Common Equipment</u>		<u>Terminating Equipment, Per Circuit Terminated</u>	
	<u>Nonrecurring Charge</u>	<u>Monthly Rate</u>	<u>Nonrecurring Charge</u>	<u>Monthly Rate</u>
Arizona – Western	\$500.00	\$108.22	\$50.00	\$28.81
California	500.00	108.22	50.00	28.81
Indiana	500.00	108.22	50.00	28.81
North Carolina	500.00	108.22	50.00	28.81
Washington	500.00	108.22	50.00	28.81

---

**ACCESS SERVICE**

---

**7. SPECIAL ACCESS (Cont'd)****7.14 LAN Extension Service #****7.14.1 General**

LAN (Local Area Network) Extension Service (LES) provides fiber transport connectivity between two customer designated locations (one of which must be a service provider's point of presence with the other being one of the service provider's end user) or between a customer designated premises and Expanded Interconnection Service (EIS) arrangement as set forth in Section 17.

LES is a point-to-point service, offered with a 10Mbps, 100Mbps, 1Gbps Ethernet or 1 Gbps Extended Distance interface connection, available where facilities and conditions permit. Where suitable facilities and conditions are not available to provide LES, facilities may be specially constructed subject to the provisions set forth in 2.1.4, Provision of Services, and 5.1.8, Selection of Facilities, preceding.

**7.14.2 Service Description**

LES is provisioned over two dedicated fiber strands between the customer designated locations involved where service is delivered over the network interface specified by the customer. The LES network interface converts the optical signal to an electrical Ethernet signal at speeds of 10 Mbps, or 100 Mbps. The 1 Gbps network interface enables LES to be delivered as an optical signal.

When LES is delivered to an EIS arrangement, service will be cross-connected to the EIS arrangement as described in Section 17, following. The provision of LES at 100Mbps, 1Gbps or 1Gbps Extended Distance may include the use of dense wave division multiplexing technology, where available.

The Telephone Company's equipment at the customer's designated premises must be on conditioned power circuits (surge protected); the Telephone Company recommends an uninterrupted power supply (UPS).

No credit allowance for a service interruption is provided with LES.

Service intervals for LES are specified in Section 5.1.7, preceding.

# Effective May 31, 2007, orders for new LES are no longer permitted. The Telephone Company will continue to provide LES pursuant to this Section 7.14 on any existing LES that is in-service as of May 31, 2007, or any order for LES that is placed with the Telephone Company prior to May 31, 2007 (collectively, Existing LES), subject to the following conditions:

- a. For any Existing LES that is currently subscribed to a term plan (i.e., commitment periods of 3-, and 5-years), the Telephone Company will continue to provide the Existing LES for an additional six (6) months beyond the expiration date of the customer's current commitment period, or until the customer replaces the Existing LES with a comparable Telephone Company provided service, or discontinues service, whichever comes first. Moves, additions and/or changes are not permitted.
- b. For any Existing LES whose term plan expired prior to May 31, 2007, but the Existing LES continued on a month-to-month basis at prevailing rates, the Telephone Company will continue to provide the Existing LES until November 30, 2007, or until the customer replaces the Existing LES with a comparable Telephone Company provided service, or discontinues service, whichever comes first. Moves, additions and/or changes are not permitted.

---

**ACCESS SERVICE**

---

**7. SPECIAL ACCESS (Cont'd)****7.14 LAN Extension Service #(Cont'd)****7.14.3 Technical Specifications Package**

LES requires the use of single node, fiber optic facilities that meet the following specifications:

1310nm with a loss of 20dB or less for 10Mbps Ethernet  
1310nm with a loss of 26dB or less for 100Mbps Ethernet  
1310nm with a loss of 18dB or less for 1Gbps Ethernet  
1550nm with a loss of 26dB or less for 1Gbps Ethernet (extended distance)

The dB loss is measured to include the special transport facility when applicable and any local and intra-building fibers used in the provision of LES.

**7.14.4 Responsibilities and Rights of the Telephone Company**

The Telephone Company will provide the necessary fiber converter at the customer's designated premises to meet the interface requirements specified on the order for service.

The Telephone Company is responsible for service up to and including the network interface or fiber distributing frame, as applicable. The Telephone Company's responsibility is limited to the furnishing of communications facilities suitable for LES.

LES will not be available during those times when the Telephone Company must perform software updates and other maintenance. The Telephone Company will provide customers reasonable and timely notification to minimize impacts to the customer's service. The Telephone Company reserves the right to temporarily interrupt LES at other times in emergency situations.

All other general regulations pertaining to the responsibilities and rights of the Telephone Company as specified in Section 2, preceding also apply.

# Service availability limited. Refer to # footnote on Page 7-168.

---

**ACCESS SERVICE**

---

**7. SPECIAL ACCESS (Cont'd)****7.14 LAN Extension Service #(Cont'd)****7.14.5 Responsibilities of the Customer**

The customer is responsible for all wiring and connections of its local area network to the customer side of the network interface or fiber distributing frame, as applicable.

The LES customer is responsible for the installation, operation and maintenance of any customer provided equipment.

The customer must provide a protected path for all network fibers on private property, sufficient AC or DC power to network interface equipment, access to all sites as needed by the Telephone Company personnel to perform services and a secure environment for the network equipment.

The customer must provide a relay rack or wall space for mounting of the network interface device.

The customer must provide connecting facility assignment (CFA) which LES will be cross connected to its Expanded Interconnection Service.

The customer is responsible for any damage to the Company's network equipment resulting from problems with power provided by the customer at its locations. With the exception of connecting customer provided equipment to the network interface device, the customer may not attempt to modify, adjust or otherwise change Telephone Company owned facilities or network equipment used in the provision of service. The Telephone Company reserves the right to discontinue the provision of LES to a customer who tampers with Telephone Company owned equipment and/or facilities.

The Telephone Company does not monitor the LES circuit. The customer may perform its own monitoring using surveillance equipment within its own network.

**7.14 6 Rate Regulations**

- (A) The rates and charges for LES apply as Circuit Termination, Circuit Mileage and Cross Connect. The LES Circuit Termination provides the transmission path to connect a customer designated premises or Expanded Interconnection arrangement to the associated serving wire center. Included as part of the LES Circuit Termination is a converter interface arrangement which defines the technical characteristics and transmission rate of the service. LES Circuit Termination apply as a monthly recurring rate and nonrecurring charge for each Circuit Termination provided. LES Circuit Mileage applies as a recurring monthly charge for the airline distance between the serving wire centers associated with the locations involved. LES Cross-Connect rates and charges apply as set forth in Section 19.2.

# Service availability limited. Refer to # footnote on Page 7-168.

---

ACCESS SERVICE

---

7. SPECIAL ACCESS (Cont'd)7.14 LAN Extension Service #(Cont'd)7.14.6 Rate Regulations (Cont'd)

## (B) LES Term Plans

- (1) LES is provided with a term plan of 3 or 5 years at rates set forth in Section 7.14.7, following. The customer must specify the term plan selected in its order for service. The LES Cross Connect rate element associated with terminating LES at an Expanded Interconnection Service arrangement are provided on a month-to-month basis and will not be included in the term plan for the associated service.
- (2) At any time during the term commitment period, the customer may replace LES with LES of a higher transmission rate without incurring termination liability on the LES being replaced, provided that the term plan of the replacing LES is equal to, or greater than, the term commitment period of the plan being replaced.
- (3) At any time during the term commitment period, the customer may convert to a new LES term plan of the same or different term commitment, subject to the following:
  - (a) No time-in-service credit will be granted for the period of time the replaced term commitment period was in effect.
  - (b) Termination liability will not apply to the plan being replaced, provided that the term commitment period of the replacing plan is equal to or longer than the term commitment period being replaced.
- (4) All rate elements associated with LES must be under the same term plan with the same term commitment period.
- (5) At expiration of the term commitment period, the prevailing rates for the current plan will continue until the customer cancels service or requests a new term plan.
- (6) If service is disconnected in whole or in part prior to the end of the selected term commitment period, termination liability equal to the applicable monthly rate for the service multiplied by the number of months remaining in the unexpired portion of the term plan will apply. Minimum period charges as set forth in Section 5.3.3, preceding, may also apply.
- (7) Termination liability will not apply if the customer disconnects service due to a Telephone Company initiated rate increase. Within sixty calendar days of the rate increase, the customer must notify the Telephone Company in writing of its intent to disconnect service due to the increased rate and must disconnect the service within ninety calendar days of the rate increase.

# Service availability limited. Refer to # footnote on Page 7-168.

---

**ACCESS SERVICE**

---

**7.        SPECIAL ACCESS** (Cont'd)**7.14      LAN Extension Service** #(Cont'd)**7.14.6    Rate Regulations** (Cont'd)

- (C)        Cancellation of a LES order in whole or in part prior to the establishment of service is subject to the cancellation charges set forth in Section 5.3.2, preceding.
- (D)        A move in the point of termination of LES is subject to the regulations set forth in Section 7.2.1(D)(4)(B), preceding.
- (E)        The minimum period for LES is three years. LES Special Access Lines and LES Special Transport are subject to a three year minimum period.

# Service availability limited. Refer to # footnote on Page 7-168.

**ACCESS SERVICE****7. SPECIAL ACCESS (Cont'd)****7.14 LAN Extension Service #(Cont'd)****7.14.7 Rates and Charges****(A) LES 10 Mbps Special Access Line, Each**

	<u>3 Year Term Plan</u>		<u>5 Year Term Plan</u>	
	<u>Nonrecurring Charge</u>	<u>Monthly Rate</u>	<u>Nonrecurring Charge</u>	<u>Monthly Rate</u>
<u>Jurisdiction</u>				
Arizona	\$1300.00	\$700.00	\$1300.00	\$650.00
California	1300.00	700.00	1300.00	650.00
Illinois	1300.00	700.00	1300.00	650.00
Indiana	1300.00	700.00	1300.00	650.00
North Carolina	1300.00	700.00	1300.00	650.00
Nevada	1300.00	700.00	1300.00	650.00
Washington	1300.00	700.00	1300.00	650.00

**LES 10 Mbps Transport, Per Airline Mile****Monthly Rate****3 Year Term Plan****5 Year Term Plan****(B)****Jurisdiction**

Arizona	\$88.00	\$81.00
California	88.00	81.00
Illinois	88.00	81.00
Indiana	88.00	81.00
North Carolina	88.00	81.00
Nevada	88.00	81.00
Washington	88.00	81.00

# Service availability limited. Refer to # footnote on Page 7-168.

**ACCESS SERVICE****7. SPECIAL ACCESS** (Cont'd)**7.14 LAN Extension Service** #(Cont'd)**7.14.7 Rates and Charges**(C) LES 100 Mbps Special Access Line, Each

	<u>3 Year Term Plan</u>		<u>5 Year Term Plan</u>	
	<u>Nonrecurring Charge</u>	<u>Monthly Rate</u>	<u>Nonrecurring Charge</u>	<u>Monthly Rate</u>
<u>Jurisdiction</u>				
Arizona	1300.00	1450.00	1300.00	1400.00
California	1300.00	1450.00	1300.00	1400.00
Illinois	1300.00	1450.00	1300.00	1400.00
Indiana	1300.00	1450.00	1300.00	1400.00
North Carolina	1300.00	1450.00	1300.00	1400.00
Nevada	1300.00	1450.00	1300.00	1400.00
Washington	1300.00	1450.00	1300.00	1400.00

LES 100 Mbps Transport, Per Airline Mile

	<u>3 Year Term Plan</u>	<u>Monthly Rate</u>	<u>5 Year Term Plan</u>
(D) <u>Jurisdiction</u>			
Arizona	\$108.00		\$101.00
California	108.00		101.00
Illinois	108.00		101.00
Indiana	108.00		101.00
North Carolina	108.00		101.00
Nevada	108.00		101.00
Washington	108.00		101.00

# Service availability limited. Refer to # footnote on Page 7-168.

**ACCESS SERVICE****7. SPECIAL ACCESS (Cont'd)****7.14 LAN Extension Service# (Cont'd)****7.14.7 Rates and Charges****(E) LES 1 Gbps Special Access Line, Each**

		<u>3 Year Term Plan</u>		<u>5 Year Term Plan</u>	
		<u>Nonrecurring Charge</u>	<u>Monthly Rate</u>	<u>Nonrecurring Charge</u>	<u>Monthly Rate</u>
<u>Jurisdiction</u>					
use	Arizona	\$1300.00	\$2150.00	\$1300.00	\$2050.00
	California	1300.00	2150.00	1300.00	2050.00
	Illinois	1300.00	2150.00	1300.00	2050.00
	Indiana	1300.00	2150.00	1300.00	2050.00
	North Carolina	1300.00	2150.00	1300.00	2050.00
	Nevada	1300.00	2150.00	1300.00	2050.00
	Washington	1300.00	2150.00	1300.00	2050.00

**LES 1 Gbps Transport, Per Airline Mile**

		<u>3 Year Term Plan</u>	<u>Monthly Rate</u>	<u>5 Year Term Plan</u>
<u>Jurisdiction</u>				
(F)	Arizona	\$128.00		\$121.00
	California	128.00		121.00
	Illinois	128.00		121.00
	Indiana	128.00		121.00
	North Carolina	128.00		121.00
	Nevada	128.00		121.00
	Washington	118.00		121.00

# Service availability limited. Refer to # footnote on Page 7-168.

---

**ACCESS SERVICE**

---

**7. SPECIAL ACCESS (Cont'd)****7.15 Bonded Digital Link Service****7.15.1 Description**

Bonded Digital Link Service provides connecting channels for the transmission of voice or data between an end user's local exchange service terminating at a digital cross connect facility and special access service provided by the Telephone Company within the same wire center or at another wire center within the same LATA.

Bonded Digital Link Service is comprised of Intra-office channels (channels within a single wire center) or Inter-office channels (channels between two wire centers) connecting the wire centers of the locations involved. The minimum transmission rate for the service is 64 kbps in a DS0 channel. The Telephone Company will provide for the transmission of DS0 channels within a DS1 signal of the customer's (the end user) associated local exchange service from the digital cross connect facility in the customer's serving wire center to a 64 kbps channel of a customer's DS1 to Digital central office multiplexing arrangement within the same wire center or in a different wire center. The total number of DS0s on a Bonded Digital Link Service channel may not exceed the total capacity of the DS1 or equivalent service to which it is connected.

At the customer's option, the Telephone Company will bond contiguous DS0 channels in order to provide higher data rates. The following data rates are available:

- 64 kbps; 1 DS0 equivalent channel
- 128 kbps; 2 DS0 equivalent channel
- 256 kbps; 4 bonded equivalent DS0s
- 384kbps; 6 bonded equivalent DS0s
- 512 kbps; 8 bonded equivalent DS0s
- 768 kbps; 12 bonded equivalent DS0s

For the transmission of the Bonded Digital Link channels, the Telephone Company assumes responsibility for the routing of the customer's DS0 and bonded DS0 circuits over the Telephone Company's interoffice network in order to maximize network efficiencies and to optimize economic efficiencies.

**7.15.2 Terms and Conditions**

- (1) Bonded Digital Link Service is available within or between wire centers where suitable digital cross-connect technology exists to perform DS1 to DS0 multiplexing functions. Those locations (wire centers) are set forth in NATIONAL EXCHANGE CARRIER ASSOCIATION, INC. TARIFF FCC NO. 4.
- (2) The service may only be used for connection from a wire center with a digital hubbing arrangement to a DS1 special access service capable of assignment to compatible DS0 channels. The customer or its authorized representatives must designate the DS0 channels on the special access service connected to this service. Data rates above 64 kbps require contiguous DS0 channel assignments. Connection to services other than special access service is prohibited.

---

**ACCESS SERVICE**

---

**7. SPECIAL ACCESS (Cont'd)****7.15 Bonded Digital Link Service (Cont'd)****7.15.2 Terms and Conditions (Cont'd)**

- (3) Bonded Digital Link Service is provided with a one-year minimum service period. If service is disconnected prior to satisfying the minimum service period (i.e., within the first twelve months), minimum period charges apply. The minimum one-year period and minimum period charges do not apply if the rates have increased during the one-year period. The minimum period charge is equal to 100 % of the monthly rate from the date of disconnection through the balance of the first twelve months of service.
- (4) This service is used for connectivity within or between wire centers. The rates and charges for Bonded Digital Link Service apply as a flat rate per DS0 equivalent channel.
- (5) Credit for an interruption of Bonded Digital Link Service is subject to the basic credit allowance set forth for Special Access services as set forth in Section 2.7.1.1 preceding.
- (6) Bonded Digital Link Service is provided according to service date intervals as set forth in Section 5.1.7 preceding.
- (7) The rates and charges for Bonded Digital Link Service apply per DS0 equivalent channel (64 kbps). The customer is assessed either an Intra-office or an Inter-office Channel Charge for each DS0.

**7.15.3 Rates and Charges**

	<u>Monthly Rates</u>
Intra-office Channel - Per DS0	
Indiana Inter-office Channel - Per DS0	\$3.00
Indiana	\$7.00