

ISSUED: JUNE 16, 2011

EFFECTIVE: JULY 1, 2011

ACCESS SERVICE

23 – Metropolitan Statistical Area Access Services

23.1 General Regulations

- A. This Section of the Tariff provides the regulations, rates and terms and conditions that apply to telecommunications services provided by the Company in the Metropolitan Statistical Areas (MSAs) in which the Company has received Phase II pricing flexibility pursuant to Subpart H of Part 69 of the Commission's Rules. MSAs are divided into two categories: Full Service Relief MSAs and Limited Service Relief MSAs.
1. Full Service Relief MSAs are those MSAs in which the Company has qualified for Phase II pricing flexibility for all elements of service, i.e., local channels (channel terminations) between LEC end offices and customer (end user) premises; entrance facilities; dedicated interoffice facilities; local channels (channel terminations) between an interexchange carrier's point of presence and a serving wire center. The Full Service Relief MSAs are set forth in Section 23.2.A.1 following.
 2. Limited Service Relief MSAs are those MSAs in which the Company has qualified for Phase II pricing flexibility for all elements of service except local channels (channel terminations) between a LEC end office and a customer (end user) premises. The Limited Service Relief MSAs are set forth in Section 23.2.B.1 following.
- B. The services provided in MSAs pursuant to this Section of the Tariff are set forth in Section 23.3 following.
1. The services in Section 23.3 following are comparable to BellSouth SWA Dedicated Transport Services in Sections 6.8.1.A, 6.8.1.B.1, 6.8.1.C.2, 6.8.1.C.3, 6.8.1.E, 6.8.1.G.5, 6.8.1.G.6, 6.8.1.H through 6.8.1.M, and 6.8.5 through 6.8.10; Special Access (a.k.a. BellSouth SPA) Services in Section 7; Fast Packet Access Services in Section 21; Digital Subscriber Line Access Services in Section 28 and Optical Transport Access Services in Section 29 of this Tariff.
 2. The general regulations, service descriptions and rate regulations for BellSouth SWA Dedicated Transport Services in Sections 6.1, 6.1.1, 6.1.2, 6.1.3.A, 6.1.3.C, 6.1.4 through 6.1.8, 6.2.10, 6.2.12, 6.5 through 6.7; Special Access (a.k.a. BellSouth SPA) Services in Section 7; Fast Packet Access Services in Section 21; Digital Subscriber Line Access Services in Section 28 and Optical Transport Access Services in Section 29 are also applicable to the services specified in this Section. Where regulations for BellSouth SWA Dedicated Transport Services in Sections 6.1, 6.1.1, 6.1.2, 6.1.3.A, 6.1.3.C, 6.1.4 through 6.1.8, 6.2.10, 6.2.12, 6.5 through 6.7; Special Access (a.k.a. BellSouth SPA) Services in Section 7; Fast Packet Access Services in Section 21; Digital Subscriber Line Access Services in Section 28 and Optical Transport Access Services in Section 29 of this Tariff conflict with those in this Section, the regulations specified herein will supercede any inconsistencies.

(This page filed under Transmittal No. 1)

All BellSouth marks contained herein and as set forth in the trademarks and service marks section of the BellSouth Tariffs are owned by BellSouth Intellectual Property Corporation.

ISSUED: OCTOBER 26, 2012

EFFECTIVE: NOVEMBER 10, 2012

ACCESS SERVICE

23 – Metropolitan Statistical Area Access Services

23.1 General Regulations (Cont'd)

- C. Unless otherwise provided for in this Section, regulations set forth in Sections 1; Sections 2.1 through 2.3.10.A.1; 2.3.10.A.3 through 2.3.10.E; 2.3.11 through 2.3.13; 2.3.15 through 2.4.4.5; 2.4.4.8 through 2.6; Sections 5.1 through 5.1.1.B; 5.1.1.E through 5.2.3.C; 5.2.5, 5.2.7, 5.3 through 5.6.1.B.2 and .3; 5.6.1.D through 5.6.1.F; 5.7 and 5.8; Section 13, 13.1, 13.1.A, 13.1.1 through 13.3.1; and 13.3.4 through 13.3.7; and 15 are also applicable.

The Telephone Company ensures that rates provided under a term pricing plan will not be increased by the Telephone Company above the rates in effect at the beginning of the customer's term pricing plan period.

(C)

(D)

(This page filed under Transmittal No. 0045)

All BellSouth marks contained herein and as set forth in the trademarks and service marks section of the BellSouth Tariffs are owned by BellSouth Intellectual Property Corporation.

(D)

ISSUED: JUNE 16, 2011

EFFECTIVE: JULY 1, 2011

ACCESS SERVICE

23 – Metropolitan Statistical Area Access Services (Cont'd)

23.2 Metropolitan Statistical Areas

- A. Full Service Relief MSAs are set forth in 23.2.A.1 following. Section 24.2.1 of this Tariff defines the wire centers associated with Full Service Relief MSAs.

1. Full Service Relief MSAs

- a. Alabama: Montgomery
- b. Florida: Daytona Beach, Gainesville, Jacksonville, Melbourne (Titusville-Palm Bay), Miami (Ft. Lauderdale/Hollywood), Orlando, Pensacola, West Palm Beach
- c. Georgia: Albany, Athens, Atlanta, Savannah
- d. Kentucky: Evansville, Louisville, Owensboro
- e. Louisiana: Baton Rouge, Lafayette, Lake Charles, Monroe, Shreveport
- f. Mississippi: Biloxi (Gulfport), Jackson
- g. North Carolina: Charlotte (Gastonia), Greensboro (Winston Salem/Highpoint), Raleigh-Durham, Wilmington
- h. Tennessee: Chattanooga (TN/GA), Knoxville, Memphis, Nashville (Davidson)
- i. South Carolina: Anderson, Charleston, Columbia, Florence

- B. Limited Service Relief MSAs are set forth in 23.2.B.1 following. Section 24.2.2 of this Tariff provides the wire centers associated with Limited Service Relief MSAs.

1. Limited Service Relief MSAs

- a. Alabama: Birmingham, Huntsville, Mobile
- b. Florida: Panama City
- c. Georgia: Augusta, Columbus
- d. Kentucky: Lexington-Fayette
- e. Louisiana: Alexandria, New Orleans
- f. North Carolina: Asheville
- g. South Carolina: Greenville
- h. Tennessee: Clarksville-Hopkinsville

ISSUED: MARCH 28, 2013

EFFECTIVE: APRIL 12, 2013

ACCESS SERVICE
23 – Metropolitan Statistical Area Access Services (Cont'd)

23.3 Services Available in an MSA

The following services are available in MSA's with Full or Limited Service Relief:

BellSouth SWA Dedicated Transport Services

- BellSouth SWA VG
- BellSouth SWA DS0
- BellSouth SWA DS1
- BellSouth SWA DS3
- BellSouth SWA Dedicated Ring
- BellSouth SWA Managed Shared Network Service
- BellSouth SWA Managed Shared Ring Service
- CCS7 Signaling Connection and CCS7 Signaling Termination
- Dedicated Network Access Lines (DNALs)
- BellSouth SWA SONET Transport Components
- BellSouth Wavelength SWA Dedicated Ring Service Components
- BellSouth Wavelength SWA Channel Service Components

Special Access (a.k.a. BellSouth SPA) Services⁽¹⁾

- Metallic (a.k.a. BellSouth SPA Metallic)
- Telegraph Grade (a.k.a. BellSouth SPA Telegraph)
- Voice Grade (a.k.a. BellSouth SPA VG)
- WATS Access Line (WAL) (a.k.a. BellSouth SPA WATS Lines)
- Program Audio (a.k.a. BellSouth SPA Program Audio)
- Broadcast Quality Video (a.k.a. BellSouth SPA Broadcast Quality Video)
- BellSouth SPA Modular Video Transport Service
- Uncompressed Switched Video (a.k.a. BellSouth SPA Uncompressed Switched Video)
- Wideband Analog (a.k.a. BellSouth SPA Wideband Analog)
- Wideband Data (a.k.a. BellSouth SPA Wideband Data)
- Derived Data Channel (a.k.a. BellSouth SPA Derived Data Channel)
- Digital Data Access Service (a.k.a. BellSouth SPA DS0 Digital Data)
- High Capacity (a.k.a. BellSouth SPA High Capacity)
- DS1 (a.k.a. BellSouth SPA DS1)
- LightGate svc.(a.k.a. BellSouth SPA Point to Point)
- SMARTGate svc.⁽³⁾ (a.k.a. BellSouth SPA Managed Shared Ring)
- SMARTPath svc.(a.k.a. BellSouth SPA DS1 & DS3 Shared Ring)
- BellSouth Customer Network Management Service
- Dry Fiber⁽²⁾
- BellSouth SPA Managed Shared Network Service⁽⁴⁾

⁽¹⁾ Effective August 25, 2011, BellSouth SPA Modular Video Transport Service is no longer available to new Customers. There is no change for existing Customers. (D)

⁽²⁾ Effective January 1, 2011, Dry Fiber is no longer available to new Customers. There is no change for existing Customers.

⁽³⁾ Effective December 17, 2011, BellSouth® SMARTGate® Service is available only to existing Customers, for existing service arrangements. Existing Customers may continue to receive service under existing service arrangements, or on a month-to-month basis after their existing service arrangements expire, until BellSouth® SMARTGate® Service is discontinued.

⁽⁴⁾ Effective August 31, 2012: 1) BellSouth SPA Managed Shared Network Service is limited to existing Customers, for existing service arrangements, 2) existing Customers may not order new services and 3) existing Customers may not make changes to their existing service arrangements.

ISSUED: OCTOBER 21, 2011

EFFECTIVE: NOVEMBER 5, 2011

ACCESS SERVICE

23 – Metropolitan Statistical Area Access Services (Cont'd)

23.3 Services Available in an MSA (Cont'd)

Fast Packet Access Services

- Exchange Access Frame Relay Service (a.k.a. BellSouth Exchange Access Frame Relay Service)⁽¹⁾ (N)
- Exchange Access Connectionless Data Service (a.k.a. BellSouth Exchange Access Connectionless Data Service)
- BellSouth SPA Managed Shared Frame Relay Service⁽¹⁾ (N)
- BellSouth Customer Network Management - Network Visibility Service (CNM-NVS)

⁽¹⁾ Effective November 5, 2011, Exchange Access Frame Relay Service (XAFRS) (a.k.a. BellSouth Exchange Access Frame Relay Service) as described in Section 21.2, preceding, and BellSouth Managed Shared Frame Relay Service (MSFRS) as described in 21.3, preceding, will no longer be available to new Customers. Existing term plan Customers, as of November 5, 2011, may add, move, remove or change lines and/or locations for the durations of their current term plan agreements, but may not enter into any new term plan agreements. Existing Customers will be permitted one extension of any existing, non-expired term plan agreement past its current term for twelve (12) months, provided the extension is signed on or before March 31, 2012. Upon expiration of any term plan agreement (including any permitted extension), service will continue on a month-to-month basis until the service is discontinued by the Telephone Company.

ISSUED: JUNE 16, 2011

EFFECTIVE: JULY 1, 2011

ACCESS SERVICE

23 . Metropolitan Statistical Area Access Services (Cont'd)

23.4 Application of Rates and Charges

- A. Figure 1 illustrates services provided totally from an MSA located in a Full Service Relief Area. The rates and charges for all associated rate elements for services in a Full Service Relief Area are obtained from Section 23.5 of this Tariff.

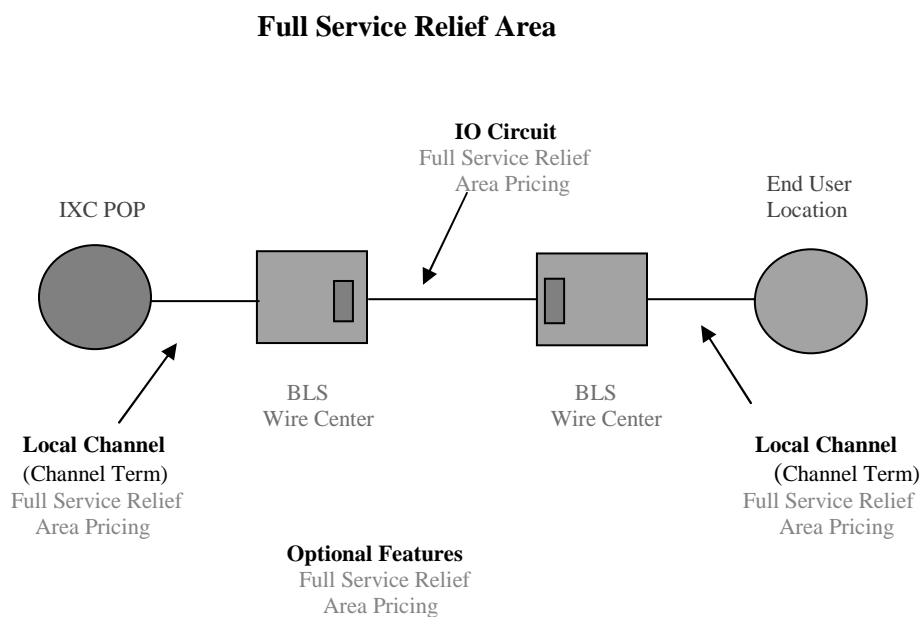


Figure 1

ISSUED: FEBRUARY 15, 2013

EFFECTIVE: FEBRUARY 18, 2013

ACCESS SERVICE

23 – Metropolitan Statistical Area Access Services (Cont'd)

23.4 Application of Rates and Charges

- B. Figure 2 illustrates services provided totally from an MSA located in a Limited Service Relief Area. The rates and charges for all associated Special Access Service and Fast Packet Access Services rate elements, except local channels (channel terminations) between a LEC end office and a Customer (end user) premises, are obtained from Section 23.5 of this Tariff. The rates and charges for channels (channel terminations) between a LEC end office and a Customer (end user) premises are referenced back to comparable services in Sections 7 and 21 of this Tariff. All associated Switched Access rate elements are referenced back to comparable services in Sections 6.8.1.A, 6.8.1.B.1, 6.8.1.C.2, 6.8.1.C.3, 6.8.1.E, 6.8.1.G.5, 6.8.1.G.6, 6.8.1.H through 6.8.1.M, and 6.8.5 through 6.8.10 of this Tariff.

(C)

(C)

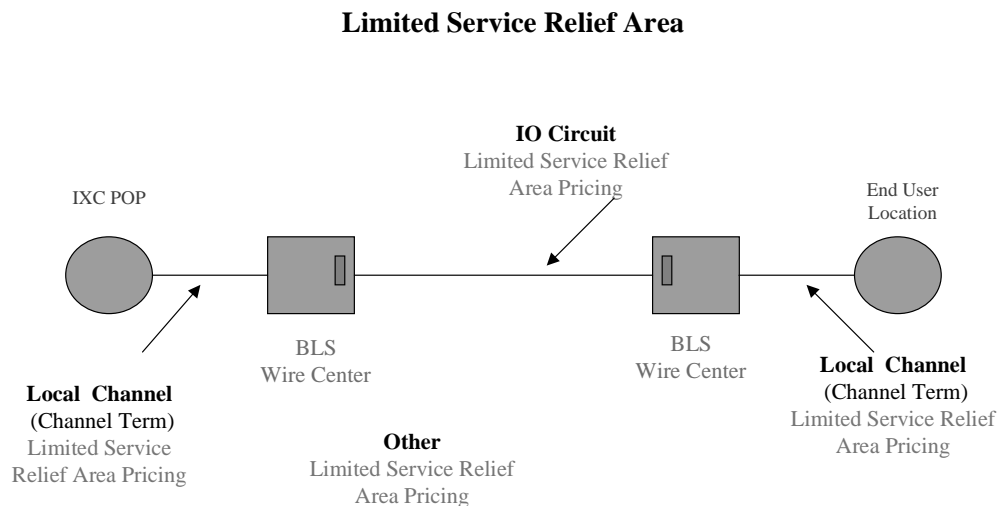


Figure 2

(This page filed under Transmittal No. 0054)

All BellSouth marks contained herein and as set forth in the trademarks and servicemarks section of this Tariff are owned by BellSouth Intellectual Property Corporation.

ISSUED: JUNE 16, 2011

EFFECTIVE: JULY 1, 2011

ACCESS SERVICE

23 . Metropolitan Statistical Area Access Services (Cont.d)

23.4 Application of Rates and Charges

- C. Figure 3 illustrates a service provided from two MSAs with one MSA located in a Full Service Relief Area and one MSA located in a Limited Service Relief Area. The rates and charges for local channels and optional features located in the Full Service Relief Area are obtained as stated in 23.4.A preceding. The rates and charges for local channels and optional features located in the Limited Service Relief Area are obtained as stated in 23.4.B preceding. Interoffice channels between a Full Service Relief Area and a Limited Service Relief Area are rated the same as that of an interoffice channel in a Limited Service Relief Area and rates and charges are obtained as stated in 23.4.B preceding.

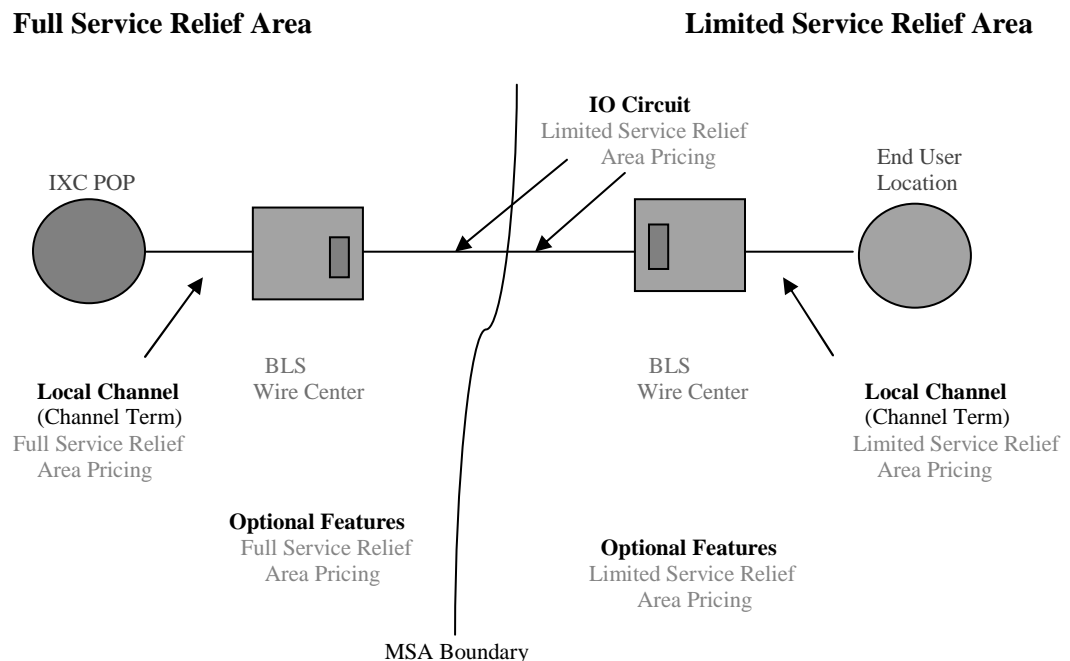


Figure 3

ISSUED: JUNE 16, 2011

EFFECTIVE: JULY 1, 2011

ACCESS SERVICE

23 – Metropolitan Statistical Area Access Services (Cont'd)

23.4 Application of Rates and Charges

- D. Figure 4 illustrates a service provided from two MSAs with one MSA located in a Full Service Relief Area and one MSA located in a Non-Relief Area. The rates and charges for local channels and optional features located in the Full Service Relief Area are obtained as stated in 23.4.A preceding.

Interoffice channels between a Full Service Relief Area and a Non-Relief Area are rated the same as that of an interoffice channel in a Non-Relief Area.

Rates and charges for local channels, interoffice channels and optional features in a Non-Relief Area are obtained in Sections 6.8.1.A, 6.8.1.B.1, 6.8.1.C.2, 6.8.1.C.3, 6.8.1.E, 6.8.1.G.5, 6.8.1.G.6, 6.8.1.H through 6.8.1.M, and 6.8.5 through 6.8.10; Sections 7, and 21 of this Tariff.

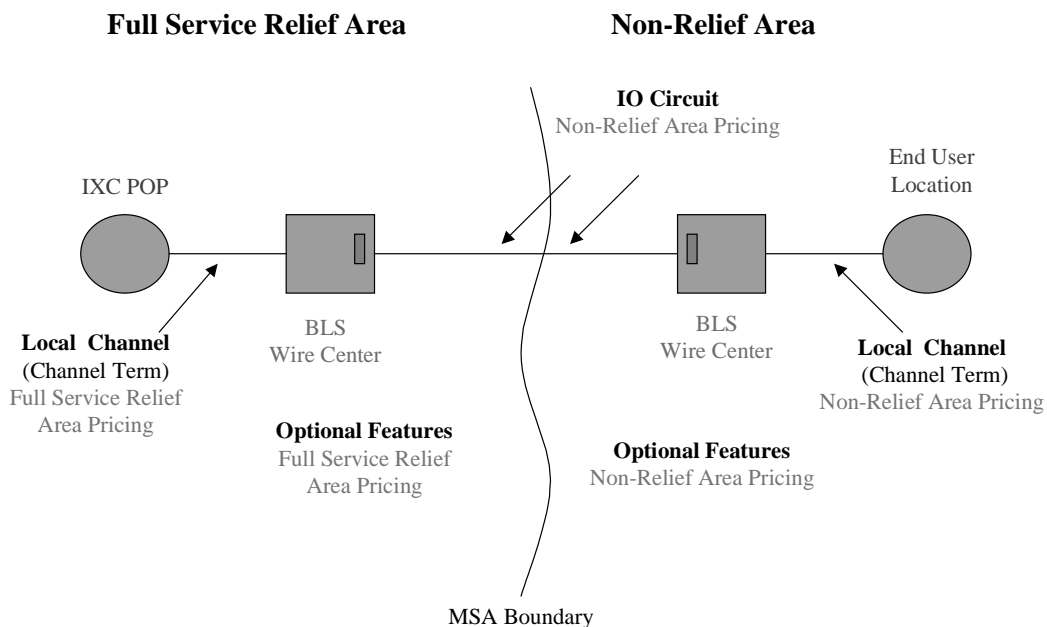


Figure 4

(This page filed under Transmittal No. 1)

All BellSouth marks contained herein and as set forth in the trademarks and servicemarks section of this Tariff are owned by BellSouth Intellectual Property Corporation.

ISSUED: JUNE 16, 2011

EFFECTIVE: JULY 1, 2011

ACCESS SERVICE

Section 23 – Metropolitan Statistical Area Access Services (Cont'd)

23.4 Application of Rates and Charges

- E. Figure 5 illustrates a service provided from two MSAs with one MSA located in a Limited Service Relief Area and one MSA located in a Non-Relief Area. The rates and charges for local channels and optional features located in the Limited Service Relief Area are obtained as stated in 23.4.B preceding.

Interoffice channels between a Limited Service Relief Area and a Non-Relief Area are rated the same as that of an interoffice channel in a Non-Relief Area.

Rates and charges for local channels, interoffice channels and optional features in a Non-Relief Area are obtained in Sections 6.8.1.A, 6.8.1.B.1, 6.8.1.C.2, 6.8.1.C.3, 6.8.1.E, 6.8.1.G.5, 6.8.1.G.6, 6.8.1.H through 6.8.1.M, and 6.8.5 through 6.8.10; Sections 7, and 21 of this Tariff.

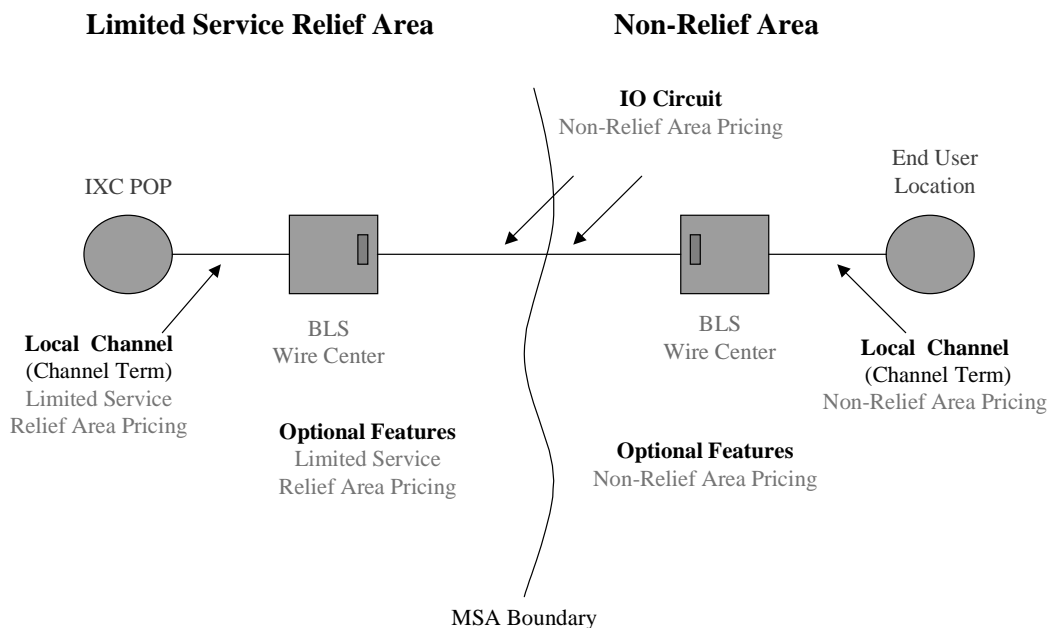


Figure 5

(This page filed under Transmittal No. 1)

All BellSouth marks contained herein and as set forth in the trademarks and servicemarks section of this Tariff are owned by BellSouth Intellectual Property Corporation.

ISSUED: SEPTEMBER 30, 2011

EFFECTIVE: OCTOBER 1, 2011

ACCESS SERVICE

23 – Metropolitan Statistical Area Access Services (Cont'd)

23.5 Rates and Charges

23.5.1 BellSouth SWA Dedicated Transport

ALL STATES

		Nonrecurring Charges		
	Monthly Rate	First Service Installed	Additional Service Installed	USOC
(A) <u>BellSouth SWA Local Channel</u> - per Local Channel				
(1) BellSouth SWA VG				
- Two-Wire	\$41.02(I)	\$310.00	\$120.00	TEFV2
- Four-Wire	\$60.50(I)	\$315.00	\$125.00	TEFV4
(2) BellSouth SWA DS1				
- 1.544 Mbps	N/A	\$750.00	\$300.00	TEFHG

Per Month Rates

	<u>Month to Month</u>	<u>Plan A¹ 24 to 48 Months</u>	<u>Plan B¹ 49 to 72 Months</u>	
Zone 1				
Alabama	\$203.28(I)	\$113.22	\$110.55	TEFHG
Florida	\$203.28(I)	\$113.22	\$110.55	TEFHG
Georgia	\$203.28(I)	\$113.22	\$110.55	TEFHG
Kentucky	\$203.28(I)	\$113.22	\$110.55	TEFHG
Louisiana	\$203.28(I)	\$113.22	\$110.55	TEFHG
Mississippi	\$203.28(I)	\$113.22	\$110.55	TEFHG
North Carolina	\$203.28(I)	\$113.22	\$110.55	TEFHG
South Carolina	\$203.28(I)	\$113.22	\$110.55	TEFHG
Tennessee	\$203.28(I)	\$113.22	\$110.55	TEFHG

Note 1: Area Commitment Plan Rates

(This page filed under Transmittal No. 0014)

All BellSouth marks contained herein and as set forth in the trademarks and servicemarks section of this
Tariff are owned by BellSouth Intellectual Property Corporation.

ISSUED: SEPTEMBER 30, 2011

EFFECTIVE: OCTOBER 1, 2011

ACCESS SERVICE

23 - Metropolitan Statistical Area Access Services (Cont'd)

23.5 Rates and Charges (Cont'd)

23.5.1 BellSouth SWA Dedicated Transport (Cont'd)

(A) BellSouth SWA Local Channel (Cont'd)

(2) BellSouth SWA DS1 (Cont'd)
- 1.544 Mbps

Per Month Rates

	<u>Month to Month</u>	<u>Plan A¹ 24 to 48 Months</u>	<u>Plan B¹ 49 to 72 Months</u>	
Zone 2				
Alabama	\$211.75(I)	\$113.22	\$110.55	TEFHG
Florida	\$211.75(I)	\$113.22	\$110.55	TEFHG
Georgia	\$211.75(I)	\$113.22	\$110.55	TEFHG
Kentucky	\$211.75(I)	\$113.22	\$110.55	TEFHG
Louisiana	\$211.75(I)	\$113.22	\$110.55	TEFHG
Mississippi	\$211.75(I)	\$113.22	\$110.55	TEFHG
North Carolina	\$211.75(I)	\$113.22	\$110.55	TEFHG
South Carolina	\$211.75(I)	\$113.22	\$110.55	TEFHG
Tennessee	\$211.75(I)	\$113.22	\$110.55	TEFHG

Note 1: Area Commitment Plan Rates

(This page filed under Transmittal No. 0014)

All BellSouth marks contained herein and as set forth in the trademarks and servicemarks section of this
Tariff are owned by BellSouth Intellectual Property Corporation.

ISSUED: SEPTEMBER 30, 2011

EFFECTIVE: OCTOBER 1, 2011

ACCESS SERVICE

23 - Metropolitan Statistical Area Access Services (Cont'd)

23.5 Rates and Charges (Cont'd)

23.5.1 BellSouth SWA Dedicated Transport (Cont'd)

(A) BellSouth SWA Local Channel (Cont'd)

(2) BellSouth SWA DS1
- 1.544 Mbps (Cont'd)

<u>Per Month Rates</u>				
	<u>Month to Month</u>	<u>Plan A¹ 24 to 48 Months</u>	<u>Plan B¹ 49 to 72 Months</u>	<u>USOC</u>
Zone 3				
Alabama	\$217.80(I)	\$113.22	\$110.55	TEFHG
Florida	\$217.80(I)	\$113.22	\$110.55	TEFHG
Georgia	\$217.80(I)	\$113.22	\$110.55	TEFHG
Kentucky	\$217.80(I)	\$113.22	\$110.55	TEFHG
Louisiana	\$217.80(I)	\$113.22	\$110.55	TEFHG
Mississippi	\$217.80(I)	\$113.22	\$110.55	TEFHG
North Carolina	\$217.80(I)	\$113.22	\$110.55	TEFHG
South Carolina	\$217.80(I)	\$113.22	\$110.55	TEFHG
Tennessee	\$217.80(I)	\$113.22	\$110.55	TEFHG

Note 1: Area Commitment Plan Rates

(This page filed under Transmittal No. 0014)

All AT&T and BellSouth marks contained herein and as set forth in the trademarks and service marks section of the BellSouth Tariff are owned by AT&T Intellectual Property or AT&T affiliated companies.

ISSUED: SEPTEMBER 30, 2011

EFFECTIVE: OCTOBER 1, 2011

ACCESS SERVICE

23 - Metropolitan Statistical Area Access Services (Cont'd)

23.5 Rates and Charges (Cont'd)

23.5.1 BellSouth SWA Dedicated Transport (Cont'd)

		Nonrecurring Charges		
	Monthly Rate	First Service Installed	Additional Service Installed	USOC
(A) <u>BellSouth SWA Local Channel</u> (Cont'd)				
- per Local Channel				
(3) BellSouth SWA DS3 - 44.736 Mbps	N/A	\$870.50	\$427.88	TEFHJ
	<u>Per Month Rates</u>			
	Month to Month	Plan A ¹ 24 to 48 Months	Plan B ¹ 49 to 72 Months	
Zone 1				
Alabama	1833.82 (I)	\$1314.96	\$1225.81	TEFHJ
Florida	1833.82 (I)	\$1314.96	\$1225.81	TEFHJ
Georgia	1833.82 (I)	\$1314.96	\$1225.81	TEFHJ
Kentucky	1833.82 (I)	\$1314.96	\$1225.81	TEFHJ
Louisiana	1833.82 (I)	\$1314.96	\$1225.81	TEFHJ
Mississippi	1833.82 (I)	\$1314.96	\$1225.81	TEFHJ
North Carolina	1833.82 (I)	\$1314.96	\$1225.81	TEFHJ
South Carolina	1833.82 (I)	\$1314.96	\$1225.81	TEFHJ
Tennessee	1833.82 (I)	\$1314.96	\$1225.81	TEFHJ
Zone 2				
Alabama	1833.82 (I)	\$1426.39	\$1337.25	TEFHJ
Florida	1833.82 (I)	\$1426.39	\$1337.25	TEFHJ
Georgia	1833.82 (I)	\$1426.39	\$1337.25	TEFHJ
Kentucky	1833.82 (I)	\$1426.39	\$1337.25	TEFHJ
Louisiana	1833.82 (I)	\$1426.39	\$1337.25	TEFHJ
Mississippi	1833.82 (I)	\$1426.39	\$1337.25	TEFHJ
North Carolina	1833.82 (I)	\$1426.39	\$1337.25	TEFHJ
South Carolina	1833.82 (I)	\$1426.39	\$1337.25	TEFHJ
Tennessee	1833.82 (I)	\$1426.39	\$1337.25	TEFHJ

Note 1: Area Commitment Plan Rates

ISSUED: SEPTEMBER 30, 2011

EFFECTIVE: OCTOBER 1, 2011

ACCESS SERVICE

23 - Metropolitan Statistical Area Access Services (Cont'd)

23.5 Rates and Charges (Cont'd)

23.5.1 BellSouth SWA Dedicated Transport (Cont'd)

(A) BellSouth SWA Local Channel (Cont'd)

- (3) BellSouth SWA DS3
- 44.736 Mbps (Cont'd)

	<u>Per Month Rates</u>			
	<u>Month to Month</u>	<u>Plan A¹ 24 to 48 Months</u>	<u>Plan B¹ 49 to 72 Months</u>	<u>USOC</u>
Zone 3				
Alabama	\$1833.82(I)	\$1515.55	\$1426.39	TEFHJ
Florida	\$1833.82(I)	\$1515.55	\$1426.39	TEFHJ
Georgia	\$1833.82(I)	\$1515.55	\$1426.39	TEFHJ
Kentucky	\$1833.82(I)	\$1515.55	\$1426.39	TEFHJ
Louisiana	\$1833.82(I)	\$1515.55	\$1426.39	TEFHJ
Mississippi	\$1833.82(I)	\$1515.55	\$1426.39	TEFHJ
North Carolina	\$1833.82(I)	\$1515.55	\$1426.39	TEFHJ
South Carolina	\$1833.82(I)	\$1515.55	\$1426.39	TEFHJ
Tennessee	\$1833.82(I)	\$1515.55	\$1426.39	TEFHJ

Note 1: Area Commitment Plan Rates

ISSUED: SEPTEMBER 30, 2011

EFFECTIVE: OCTOBER 1, 2011

ACCESS SERVICE

23 - Metropolitan Statistical Area Access Services (Cont'd)

23.5 Rates and Charges (Cont'd)

23.5.1 BellSouth SWA Dedicated Transport (Cont'd)

	<u>Monthly Rates</u>	<u>Nonrecurring Charges</u>	<u>USOC</u>
(B) <u>BellSouth SWA Interoffice Channel</u>			
(1) BellSouth SWA Dedicated Transport			
a. BellSouth SWA VG			
- Facility Termination	\$ 30.25(I)	\$ 80.00	1L5NF
- Per Mile	\$ 2.42(I)		
b. BellSouth SWA DS0			
- 56/64 Kbps			
- Facility Termination	\$ 54.45(I)	\$ 25.00	1L5NK
- Per Mile	\$ 4.84(I)		
c. BellSouth SWA DS1			
- 1.544 Mbps		\$100.49	1L5NL

	<u>Per Month Rates</u>			
	<u>Month to Month</u>	<u>Plan A¹ 24 to 48 Months</u>	<u>Plan B¹ 49 to 72 Months</u>	<u>USOC</u>
Zone 1 - Facility Termination				
Alabama	\$90.75(I)	\$57.95	\$53.49	1L5NL
Florida	\$90.75(I)	\$57.95	\$53.49	1L5NL
Georgia	\$90.75(I)	\$57.95	\$53.49	1L5NL
Kentucky	\$90.75(I)	\$57.95	\$53.49	1L5NL
Louisiana	\$90.75(I)	\$57.95	\$53.49	1L5NL
Mississippi	\$90.75(I)	\$57.95	\$53.49	1L5NL
North Carolina	\$90.75(I)	\$57.95	\$53.49	1L5NL
South Carolina	\$90.75(I)	\$57.95	\$53.49	1L5NL
Tennessee	\$90.75(I)	\$57.95	\$53.49	1L5NL

Note 1: Area Commitment Plan Rates.

(This page filed under Transmittal No. 0014)

All BellSouth marks contained herein and as set forth in the trademarks and servicemarks section of this Tariff are owned by BellSouth Intellectual Property Corporation.

ISSUED: SEPTEMBER 30, 2011

EFFECTIVE: OCTOBER 1, 2011

ACCESS SERVICE

23 - Metropolitan Statistical Area Access Services (Cont'd)

23.5 Rates and Charges (Cont'd)

23.5.1 BellSouth SWA Dedicated Transport (Cont'd)

(B) BellSouth SWA Interoffice Channel (Cont'd)

(1) BellSouth SWA Dedicated Transport (Cont'd)

c. BellSouth SWA DS1
- 1.544 Mbps (Cont'd)

<u>Per Month Rates</u>				
	<u>Month to Month</u>	<u>Plan A¹ 24 to 48 Months</u>	<u>Plan B¹ 49 to 72 Months</u>	<u>USOC</u>
Zone 1 - Per Mile				
Alabama	\$19.36(I)	\$10.92	\$8.69	1L5NL
Florida	\$19.36(I)	\$10.92	\$8.69	1L5NL
Georgia	\$19.36(I)	\$10.92	\$8.69	1L5NL
Kentucky	\$19.36(I)	\$10.92	\$8.69	1L5NL
Louisiana	\$19.36(I)	\$10.92	\$8.69	1L5NL
Mississippi	\$19.36(I)	\$10.92	\$8.69	1L5NL
North Carolina	\$19.36(I)	\$10.92	\$8.69	1L5NL
South Carolina	\$19.36(I)	\$10.92	\$8.69	1L5NL
Tennessee	\$19.36(I)	\$10.92	\$8.69	1L5NL

Note 1: Area Commitment Plan Rates.

(This page filed under Transmittal No. 0014)

All BellSouth marks contained herein and as set forth in the trademarks and servicemarks section of this
Tariff are owned by BellSouth Intellectual Property Corporation.

ISSUED: SEPTEMBER 30, 2011

EFFECTIVE: OCTOBER 1, 2011

ACCESS SERVICE

23 - Metropolitan Statistical Area Access Services (Cont'd)

23.5 Rates and Charges (Cont'd)

23.5.1 BellSouth SWA Dedicated Transport (Cont'd)

Per Month Rates

	<u>Month to Month</u>	<u>Plan A¹ 24 to 48 Months</u>	<u>Plan B¹ 49 to 72 Months</u>	<u>USOC</u>
(B) <u>BellSouth SWA Interoffice Channel</u> (Cont'd)				
(1) Dedicated Transport (Cont'd)				
c. BellSouth SWA DS1 - 1.544 Mbps (Cont'd)				
Zone 2 - Facility Termination				
Alabama	\$96.80(I)	\$62.40	\$57.95	1L5NL
Florida	\$96.80(I)	\$62.40	\$57.95	1L5NL
Georgia	\$96.80(I)	\$62.40	\$57.95	1L5NL
Kentucky	\$96.80(I)	\$62.40	\$57.95	1L5NL
Louisiana	\$96.80(I)	\$62.40	\$57.95	1L5NL
Mississippi	\$96.80(I)	\$62.40	\$57.95	1L5NL
North Carolina	\$96.80(I)	\$62.40	\$57.95	1L5NL
South Carolina	\$96.80(I)	\$62.40	\$57.95	1L5NL
Tennessee	\$96.80(I)	\$62.40	\$57.95	1L5NL
Zone 2 - Per Mile				
Alabama	\$22.57(I)	\$13.15	\$11.36	1L5NL
Florida	\$22.57(I)	\$13.15	\$11.36	1L5NL
Georgia	\$22.57(I)	\$13.15	\$11.36	1L5NL
Kentucky	\$22.57(I)	\$13.15	\$11.36	1L5NL
Louisiana	\$22.57(I)	\$13.15	\$11.36	1L5NL
Mississippi	\$22.57(I)	\$13.15	\$11.36	1L5NL
North Carolina	\$22.57(I)	\$13.15	\$11.36	1L5NL
South Carolina	\$22.57(I)	\$13.15	\$11.36	1L5NL
Tennessee	\$22.57(I)	\$13.15	\$11.36	1L5NL

Note 1: Area Commitment Plan Rates.

(This page filed under Transmittal No. 0014)

All BellSouth marks contained herein and as set forth in the trademarks and servicemarks section of this
Tariff are owned by BellSouth Intellectual Property Corporation.

ISSUED: SEPTEMBER 30, 2011

EFFECTIVE: OCTOBER 1, 2011

ACCESS SERVICE

23 - Metropolitan Statistical Area Access Services (Cont'd)

23.5 Rates and Charges (Cont'd)

23.5.1 BellSouth SWA Dedicated Transport (Cont'd)

Per Month Rates

	<u>Month to Month</u>	<u>Plan A¹ 24 to 48 Months</u>	<u>Plan B¹ 49 to 72 Months</u>	<u>USOC</u>
(B) <u>BellSouth SWA Interoffice Channel</u> (Cont'd)				
(1) BellSouth SWA Dedicated Transport (Cont'd)				
c. BellSouth SWA DS1 - 1.544 Mbps (Cont'd)				
Zone 3 - Facility Termination				
Alabama	\$102.85(I)	\$66.86	\$62.40	1L5NL
Florida	\$102.85(I)	\$66.86	\$62.40	1L5NL
Georgia	\$102.85(I)	\$66.86	\$62.40	1L5NL
Kentucky	\$102.85(I)	\$66.86	\$62.40	1L5NL
Louisiana	\$102.85(I)	\$66.86	\$62.40	1L5NL
Mississippi	\$102.85(I)	\$66.86	\$62.40	1L5NL
North Carolina	\$102.85(I)	\$66.86	\$62.40	1L5NL
South Carolina	\$102.85(I)	\$66.86	\$62.40	1L5NL
Tennessee	\$102.85(I)	\$66.86	\$62.40	1L5NL
Zone 3 - Per Mile				
Alabama	\$23.72(I)	\$17.83	\$17.83	1L5NL
Florida	\$23.72(I)	\$17.83	\$17.83	1L5NL
Georgia	\$23.72(I)	\$17.83	\$17.83	1L5NL
Kentucky	\$23.72(I)	\$17.83	\$17.83	1L5NL
Louisiana	\$23.72(I)	\$17.83	\$17.83	1L5NL
Mississippi	\$23.72(I)	\$17.83	\$17.83	1L5NL
North Carolina	\$23.72(I)	\$17.83	\$17.83	1L5NL
South Carolina	\$23.72(I)	\$17.83	\$17.83	1L5NL
Tennessee	\$23.72(I)	\$17.83	\$17.83	1L5NL

Note 1: Area Commitment Plan Rates.

(This page filed under Transmittal No. 0014)

All BellSouth marks contained herein and as set forth in the trademarks and servicemarks section of this
Tariff are owned by BellSouth Intellectual Property Corporation.

ISSUED: SEPTEMBER 30, 2011

EFFECTIVE: OCTOBER 1, 2011

ACCESS SERVICE

23 - Metropolitan Statistical Area Access Services (Cont'd)

23.5 Rates and Charges (Cont'd)

23.5.1 BellSouth SWA Dedicated Transport (Cont'd)

	<u>Monthly Rates</u>	<u>Nonrecurring Charges</u>	<u>USOC</u>
(B) <u>BellSouth SWA Interoffice Channel (Cont'd)</u>			

(1) BellSouth SWA Dedicated
Transport (Cont'd)

d. BellSouth SWA DS3 - 44.736 Mbps	\$67.19	1L5NM
---------------------------------------	---------	-------

	<u>Month to Month</u>	<u>Per Month Rates</u> Plan A ¹ 24 to 48 Months	Plan B ¹ 49 to 72 Months	<u>USOC</u>
Zone 1 - Facility Termination				
Alabama	\$1176.77(I)	\$891.50	\$757.77	1L5NM
Florida	\$1176.77(I)	\$891.50	\$757.77	1L5NM
Georgia	\$1176.77(I)	\$891.50	\$757.77	1L5NM
Kentucky	\$1176.77(I)	\$891.50	\$757.77	1L5NM
Louisiana	\$1176.77(I)	\$891.50	\$757.77	1L5NM
Mississippi	\$1176.77(I)	\$891.50	\$757.77	1L5NM
North Carolina	\$1176.77(I)	\$891.50	\$757.77	1L5NM
South Carolina	\$1176.77(I)	\$891.50	\$757.77	1L5NM
Tennessee	\$1176.77(I)	\$891.50	\$757.77	1L5NM

Zone 1 - Per Mile

Alabama	\$117.67(I)	\$82.50	\$71.50	1L5NM
Florida	\$117.67(I)	\$82.50	\$71.50	1L5NM
Georgia	\$117.67(I)	\$82.50	\$71.50	1L5NM
Kentucky	\$117.67(I)	\$82.50	\$71.50	1L5NM
Louisiana	\$117.67(I)	\$82.50	\$71.50	1L5NM
Mississippi	\$117.67(I)	\$82.50	\$71.50	1L5NM
North Carolina	\$117.67(I)	\$82.50	\$71.50	1L5NM
South Carolina	\$117.67(I)	\$82.50	\$71.50	1L5NM
Tennessee	\$117.67(I)	\$82.50	\$71.50	1L5NM

Note 1: Area Commitment Plan Rates.

ISSUED: SEPTEMBER 30, 2011

EFFECTIVE: OCTOBER 1, 2011

ACCESS SERVICE

23 - Metropolitan Statistical Area Access Services (Cont'd)

23.5 Rates and Charges (Cont'd)

23.5.1 BellSouth SWA Dedicated Transport (Cont'd)

(B) BellSouth SWA Interoffice Channel (Cont'd)

(1) BellSouth SWA Dedicated Transport (Cont'd)

d. BellSouth SWA DS3
- 44.736 Mbps (Cont'd)

<u>Per Month Rates</u>				
	<u>Month to Month</u>	<u>Plan A¹ 24 to 48 Months</u>	<u>Plan B¹ 49 to 72 Months</u>	<u>USOC</u>
Zone 2 - Facility Termination				
Alabama	\$1176.77(I)	\$936.08	\$802.35	1L5NM
Florida	\$1176.77(I)	\$936.08	\$802.35	1L5NM
Georgia	\$1176.77(I)	\$936.08	\$802.35	1L5NM
Kentucky	\$1176.77(I)	\$936.08	\$802.35	1L5NM
Louisiana	\$1176.77(I)	\$936.08	\$802.35	1L5NM
Mississippi	\$1176.77(I)	\$936.08	\$802.35	1L5NM
North Carolina	\$1176.77(I)	\$936.08	\$802.35	1L5NM
South Carolina	\$1176.77(I)	\$936.08	\$802.35	1L5NM
Tennessee	\$1176.77(I)	\$936.08	\$802.35	1L5NM
Zone 2 - Per Mile				
Alabama	\$117.67(I)	\$82.50	\$71.50	1L5NM
Florida	\$117.67(I)	\$82.50	\$71.50	1L5NM
Georgia	\$117.67(I)	\$82.50	\$71.50	1L5NM
Kentucky	\$117.67(I)	\$82.50	\$71.50	1L5NM
Louisiana	\$117.67(I)	\$82.50	\$71.50	1L5NM
Mississippi	\$117.67(I)	\$82.50	\$71.50	1L5NM
North Carolina	\$117.67(I)	\$82.50	\$71.50	1L5NM
South Carolina	\$117.67(I)	\$82.50	\$71.50	1L5NM
Tennessee	\$117.67(I)	\$82.50	\$71.50	1L5NM

Note 1: Area Commitment Plan Rates.

ISSUED: SEPTEMBER 30, 2011

EFFECTIVE: OCTOBER 1, 2011

ACCESS SERVICE

23 - Metropolitan Statistical Area Access Services (Cont'd)

23.5 Rates and Charges (Cont'd)

23.5.1 BellSouth SWA Dedicated Transport (Cont'd)
Per Month Rates

Per Month Rates

Month to Month	Plan A ¹ 24 to 48 Months	Plan B ¹ 49 to 72 Months	USOC
----------------------	---	---	------

(B) BellSouth SWA Interoffice
Channel (Cont'd)

(1) BellSouth SWA Dedicated
Transport (Cont'd)

d. BellSouth SWA DS3
- 44.736 Mbps (Cont'd)

Zone 3 - Facility Termination

Alabama	\$1176.77(I)	\$980.65	\$846.92	1L5NM
Florida	\$1176.77(I)	\$980.65	\$846.92	1L5NM
Georgia	\$1176.77(I)	\$980.65	\$846.92	1L5NM
Kentucky	\$1176.77(I)	\$980.65	\$846.92	1L5NM
Louisiana	\$1176.77(I)	\$980.65	\$846.92	1L5NM
Mississippi	\$1176.77(I)	\$980.65	\$846.92	1L5NM
North Carolina	\$1176.77(I)	\$980.65	\$846.92	1L5NM
South Carolina	\$1176.77(I)	\$980.65	\$846.92	1L5NM
Tennessee	\$1176.77(I)	\$980.65	\$846.92	1L5NM

Zone 3 - Per Mile

Alabama	\$117.67(I)	\$82.50	\$71.50	1L5NM
Florida	\$117.67(I)	\$82.50	\$71.50	1L5NM
Georgia	\$117.67(I)	\$82.50	\$71.50	1L5NM
Kentucky	\$117.67(I)	\$82.50	\$71.50	1L5NM
Louisiana	\$117.67(I)	\$82.50	\$71.50	1L5NM
Mississippi	\$117.67(I)	\$82.50	\$71.50	1L5NM
North Carolina	\$117.67(I)	\$82.50	\$71.50	1L5NM
South Carolina	\$117.67(I)	\$82.50	\$71.50	1L5NM
Tennessee	\$117.67(I)	\$82.50	\$71.50	1L5NM

Note 1: Area Commitment Plan Rates.

ISSUED: JUNE 16, 2011

EFFECTIVE: JULY 1, 2011

ACCESS SERVICE

23 - Metropolitan Statistical Area Access Services (Cont'd)

23.5 Rates and Charges (Cont'd)

23.5.1 BellSouth SWA Dedicated Transport (Cont'd)

(C) Optional Features

		Monthly Nonrecurring Charges	
<u>USOC</u>	<u>Rates</u>	<u>Initial</u>	<u>Subsequent</u>
(1) 64 Clear Channel Capability			
Per Channelized DS1/1.544 Mbps			
High Capacity Channel optioned as:			
- Superframe Format (SF)	SATSF	NONE	NONE \$420.00
- Extended Superframe Format (ESF)	SATES	NONE	NONE \$420.00

ISSUED: SEPTEMBER 30, 2011

EFFECTIVE: OCTOBER 1, 2011

ACCESS SERVICE

23 - Metropolitan Statistical Area Access Services (Cont'd)

23.5 Rates and Charges (Cont'd)

23.5.1 BellSouth SWA Dedicated Transport (Cont'd)

(C) Optional Features (Cont'd)

(2) Channelization

a. DS3 Channelization	<u>Monthly Rates</u>	<u>Nonrecurring Charges</u>		<u>USOC</u>
		<u>Initial</u>	<u>Subsequent</u>	
1. DS3 to DS1		\$145.45	\$584.80	SATNS

Per Month Rates

	<u>Month to Month</u>	<u>Plan A¹ 24 to 48 Months</u>	<u>Plan B¹ 49 to 72 Months</u>	<u>USOC</u>
Zone 1 - Per Arrangement				
Alabama	\$872.77 (I)	\$713.20	\$634.74	SATNS
Florida	\$872.77 (I)	\$713.20	\$634.74	SATNS
Georgia	\$872.77 (I)	\$713.20	\$634.74	SATNS
Kentucky	\$872.77 (I)	\$713.20	\$634.74	SATNS
Louisiana	\$872.77 (I)	\$713.20	\$634.74	SATNS
Mississippi	\$872.77 (I)	\$713.20	\$634.74	SATNS
North Carolina	\$872.77 (I)	\$713.20	\$634.74	SATNS
South Carolina	\$872.77 (I)	\$713.20	\$634.74	SATNS
Tennessee	\$872.77 (I)	\$713.20	\$634.74	SATNS

Zone 2 - Per Arrangement

Alabama	\$872.77 (I)	\$753.31	\$713.20	SATNS
Florida	\$872.77 (I)	\$753.31	\$713.20	SATNS
Georgia	\$872.77 (I)	\$753.31	\$713.20	SATNS
Kentucky	\$872.77 (I)	\$753.31	\$713.20	SATNS
Louisiana	\$872.77 (I)	\$753.31	\$713.20	SATNS
Mississippi	\$872.77 (I)	\$753.31	\$713.20	SATNS
North Carolina	\$872.77 (I)	\$753.31	\$713.20	SATNS
South Carolina	\$872.77 (I)	\$753.31	\$713.20	SATNS
Tennessee	\$872.77 (I)	\$753.31	\$713.20	SATNS

Note 1: Area Commitment Plan Rates.

ISSUED: SEPTEMBER 30, 2011

EFFECTIVE: OCTOBER 1, 2011

ACCESS SERVICE

23 - Metropolitan Statistical Area Access Services (Cont'd)

23.5 Rates and Charges (Cont'd)

23.5.1 BellSouth SWA Dedicated Transport (Cont'd)

(C) Optional Features (Cont'd)

(2) Channelization (Cont'd)

a. DS3 Channelization
1. DS3 to DS1 (Cont'd)

<u>Per Month Rates</u>				
	<u>Month to Month</u>	<u>Plan A¹ 24 to 48 Months</u>	<u>Plan B¹ 49 to 72 Months</u>	<u>USOC</u>
Zone 3 - Per Arrangement				
Alabama	\$872.77(I)	\$793.43	\$793.43	SATNS
Florida	\$872.77(I)	\$793.43	\$793.43	SATNS
Georgia	\$872.77(I)	\$793.43	\$793.43	SATNS
Kentucky	\$872.77(I)	\$793.43	\$793.43	SATNS
Louisiana	\$872.77(I)	\$793.43	\$793.43	SATNS
Mississippi	\$872.77(I)	\$793.43	\$793.43	SATNS
North Carolina	\$872.77(I)	\$793.43	\$793.43	SATNS
South Carolina	\$872.77(I)	\$793.43	\$793.43	SATNS
Tennessee	\$872.77(I)	\$793.43	\$793.43	SATNS
	<u>Monthly Rates</u>	<u>Nonrecurring Charges</u>		<u>USOC</u>
(i) Central Office Channel Interface - per DS1	NONE	\$170.00		SATCO

Note 1: Area Commitment Plan Rates.

ISSUED: SEPTEMBER 30, 2011

EFFECTIVE: OCTOBER 1, 2011

ACCESS SERVICE

23 - Metropolitan Statistical Area Access Services (Cont'd)

23.5 Rates and Charges (Cont'd)

23.5.1 BellSouth SWA Dedicated Transport (Cont'd)

(C) Optional Features (Cont'd)

(2) Channelization (Cont'd)

b. DS1 Channelization¹

	<u>Monthly Rates</u>	<u>Nonrecurring Charges</u>	<u>USOC</u>
1. Basic Channelization System DS1 to DS0 or Analog		\$135.00	SATN1
Zone 1 - Per System			
Alabama	\$181.42 (I)		SATN1
Florida	\$181.42 (I)		SATN1
Georgia	\$181.42 (I)		SATN1
Kentucky	\$181.42 (I)		SATN1
Louisiana	\$181.42 (I)		SATN1
Mississippi	\$181.42 (I)		SATN1
North Carolina	\$181.42 (I)		SATN1
South Carolina	\$181.42 (I)		SATN1
Tennessee	\$181.42 (I)		SATN1
Zone 2 - Per System			
Alabama	\$181.42 (I)		SATN1
Florida	\$181.42 (I)		SATN1
Georgia	\$181.42 (I)		SATN1
Kentucky	\$181.42 (I)		SATN1
Louisiana	\$181.42 (I)		SATN1
Mississippi	\$181.42 (I)		SATN1
North Carolina	\$181.42 (I)		SATN1
South Carolina	\$181.42 (I)		SATN1
Tennessee	\$181.42 (I)		SATN1
Zone 3 - Per System			
Alabama	\$181.42 (I)		SATN1
Florida	\$181.42 (I)		SATN1
Georgia	\$181.42 (I)		SATN1
Kentucky	\$181.42 (I)		SATN1
Louisiana	\$181.42 (I)		SATN1
Mississippi	\$181.42 (I)		SATN1
North Carolina	\$181.42 (I)		SATN1
South Carolina	\$181.42 (I)		SATN1
Tennessee	\$181.42 (I)		SATN1

Note 1: DS1 Channelization Equipment monthly and nonrecurring rates will not apply at the Telephone Company end office when directly integrated into a Telephone Company End Office Digital Switching System.

ISSUED: JUNE 16, 2011

EFFECTIVE: JULY 1, 2011

ACCESS SERVICE

23 – Metropolitan Statistical Area Access Services (Cont'd)

23.5 Rates and Charges (Cont'd)

23.5.1 BellSouth SWA Dedicated Transport (Cont'd)

(C) Optional Features (Cont'd)

(2) Channelization (Cont'd)

b. DS1 Channelization¹ (Cont'd)

<u>ALL STATES</u>				
	<u>Monthly Rates</u>	<u>Nonrecurring First</u>	<u>Charges Additional</u>	<u>USOC</u>
(i) Central Office Channel Interface - Per Interface				
BellSouth SWA	\$ 0.00	\$ 0.00	\$ 0.00	SATSA
BellSouth SWA CCSAC Links	\$ 0.00	\$ 0.00	\$ 0.00	SATCL
		<u>Nonrecurring Initial</u>	<u>Charges Subsequent</u>	<u>USOC</u>
(3) Tandem Signaling - Per Trunk ²		Nonrecurring charges are provided in Section 6.8.1.G.7		CNDST

Note 1: DS1 Channelization Equipment monthly and nonrecurring rates will not apply at the Telephone Company end office when directly integrated into a Telephone Company End Office Digital Switching System.

Note 2: This charge is in addition to the charge set forth in 6.8.8(A)

ISSUED: SEPTEMBER 30, 2011

EFFECTIVE: OCTOBER 1, 2011

ACCESS SERVICE

23 – Metropolitan Statistical Area Access Services (Cont'd)

23.5 Rates and Charges (Cont'd)

23.5.1 BellSouth SWA Dedicated Transport (Cont'd)

(C) Optional Features (Cont'd)

(4) SWA BellSouth Customer Network Management Service Optional Feature

(a) Reconfiguration, Per DS3 Customer or Central Office Channel Interface

Nonrecurring				USOC
	Initial	Subsequent		
	\$0.00	\$0.00		SHSRC
Recurring				
Month	Plan A	Plan B	Plan C	
to	24-48	49-72	73-96	
Month	Months	Months	Months	USOC
\$ 6.05 (I)	\$ 4.95	\$ 4.40	\$ 3.85	SHSRC

ISSUED: SEPTEMBER 30, 2011

EFFECTIVE: OCTOBER 1, 2011

ACCESS SERVICE

23 - Metropolitan Statistical Area Access Services (Cont'd)

23.5 Rates and Charges (Cont'd)

23.5.1 BellSouth SWA Dedicated Transport (Cont'd)

(D) Dedicated Network Access Lines (DNALs)

(1) DNAL Switched Local Channel

ALL STATES

	<u>USOC</u>	<u>Monthly Rates</u>	<u>Nonrecurring Charges First Service Installed</u>	<u>Additional Service Installed</u>
(a) Per DNAL Switched Local Channel for use with the BSEs - SMDI, ISMDI, BCLID, Make Busy/Night Transfer ¹ , and Queuing (Call Waiting ¹ Subelements Only),				
- Two-Wire	T6E2X	\$48.40(I)	\$308.95	\$119.49
- Four-Wire	T6E4X	\$66.55(I)	\$314.69	\$125.19
(b) Per DNAL Switched Local Channel for use with the BSE - Queuing (Music After Delay Announcement Subelements Only),				
200 - 3500 Hz	T6ECS	\$44.89(I)	\$345.89	\$135.65
100 - 5000 Hz	T6ECS	\$59.60(I)	\$380.73	\$169.79
50 - 8000 Hz	T6ECS	\$60.09(I)	\$406.23	\$176.70
(c) Per DNAL Switched Local Channel for use with SMDI and ISMDI 9.6 Kbps Digital Service				
- 9.6 Kbps Digital Data Access Service	T6ECS	\$72.60(I)	\$520.00	\$310.00

Note 1: Available as a Two-Wire Service Only

ISSUED: SEPTEMBER 30, 2011

EFFECTIVE: OCTOBER 1, 2011

ACCESS SERVICE

23 – Metropolitan Statistical Area Access Services (Cont'd)

23.5 Rates and Charges (Cont'd)

23.5.1 BellSouth SWA Dedicated Transport (Cont'd)

(D) Dedicated Network Access Lines (DNALs) (Cont'd)

(2) DNAL Switched Interoffice Channel

- (a) Switched Interoffice Channel
for use with the BSEs -
SMDI, ISMDI, BCLID, Make
Busy/Night Transfer, and
Queuing (Call Waiting
Subelements Only)

<u>Mileage Bands</u>	<u>USOC</u>	<u>ALL STATES</u> <u>Monthly Rates</u>		<u>Nonrecurring Charges</u>
		<u>Fixed</u>	<u>Per Mile</u>	
0	1L5XX	None	None	None
Over 0 to 4	1L5XX	\$ 6.49(I)	\$ 4.04(I)	\$79.85
Over 4 to 8	1L5XX	\$ 8.71(I)	\$ 4.04(I)	\$79.85
Over 8 to 25	1L5XX	\$10.91(I)	\$ 4.04(I)	\$79.85
Over 25 to 50	1L5XX	\$13.13(I)	\$ 4.04(I)	\$79.85
Over 50	1L5XX	\$15.33(I)	\$ 4.04(I)	\$79.85

- (b) Switched Interoffice
Channel for use with
the BSE - Queuing
(Music After Delay
Announcement Subelements
Only),

(i) 200 to 3500 Hz

<u>Mileage Bands</u>				
0	1L5XX	None	None	None
Over 0 to 4	1L5XX	\$12.12(I)	\$ 2.65(I)	\$85.53
Over 4 to 8	1L5XX	\$14.34(I)	\$ 2.65(I)	\$85.53
Over 8 to 25	1L5XX	\$16.56(I)	\$ 2.65(I)	\$85.53
Over 25 to 50	1L5XX	\$18.78(I)	\$ 2.65(I)	\$85.53
Over 50	1L5XX	\$21.00(I)	\$ 2.65(I)	\$85.53

ISSUED: SEPTEMBER 30, 2011

EFFECTIVE: OCTOBER 1, 2011

ACCESS SERVICE

23 - Metropolitan Statistical Area Access Services (Cont'd)

23.5 Rates and Charges (Cont'd)

23.5.1 BellSouth SWA Dedicated Transport (Cont'd)

(D) Dedicated Network Access Lines (DNALs) (Cont'd)

(2) DNAL Switched Interoffice Channel (Cont'd)

(b) (Cont'd)

		ALL STATES		
		Monthly Rates	Nonrecurring	
		Fixed	Per Mile	Charges
		USOC		
(ii) 100 to 5000 Hz				
Mileage Bands				
0	1L5XX	None	None	None
Over 0 to 4	1L5XX	\$17.78(I)	\$ 4.66(I)	\$93.07
Over 4 to 8	1L5XX	\$22.98(I)	\$ 4.66(I)	\$93.07
Over 8 to 25	1L5XX	\$28.17(I)	\$ 4.66(I)	\$93.07
Over 25 to 50	1L5XX	\$33.39(I)	\$ 4.66(I)	\$93.07
Over 50	1L5XX	\$38.60(I)	\$ 4.66(I)	\$93.07
(iii) 50 to 8000 Hz				
Mileage Bands				
0	1L5XX	None	None	None
Over 0 to 4	1L5XX	\$22.23(I)	\$ 6.97(I)	\$98.97
Over 4 to 8	1L5XX	\$27.68(I)	\$ 6.97(I)	\$98.97
Over 8 to 25	1L5XX	\$33.11(I)	\$ 6.97(I)	\$98.97
Over 25 to 50	1L5XX	\$38.58(I)	\$ 6.97(I)	\$98.97
Over 50	1L5XX	\$44.02(I)	\$ 6.97(I)	\$98.97
(c) Switched Interoffice				
Channel for use with				
SMDI and ISMDI, per				
9.6 Kbps service		1L5XX	\$ 8.47(I)	\$ 0.19(I)
				\$62.00

(E) CCS7 Signaling Connections, CCS7 Signaling Terminations and Optional Usage Feature

		Monthly Rate	Nonrecurring Charge	USOC
(1) CCS7 Signaling Connection		Monthly and Nonrecurring charges are provided in Section 6.8.1.I.1		
- per 56 kbps facility				TPP++
		Monthly Rate	Nonrecurring Charge	USOC
			First Additional	
(2) Point Code Establishment or Change				
(a) Per Originating Point Code Established or Changed		\$ -	\$ 40.00	\$ 8.00
				CCAPO
(b) Per Destination Point Code Established or Changed		\$ -	\$ 8.00	\$ 8.00
				CCAPD

ISSUED: SEPTEMBER 30, 2011

EFFECTIVE: OCTOBER 1, 2011

ACCESS SERVICE

23 - Metropolitan Statistical Area Access Services (Cont'd)

23.5 Rates and Charges (Cont'd)

23.5.1 BellSouth SWA Dedicated Transport (Cont'd)

(F) Access Tandem Switching

	<u>Monthly Rate</u>	<u>Nonrecurring Charge</u>	<u>USOC</u>
(1) Dedicated Tandem Trunk Port Service			
- Per dedicated DS0/VG trunk port required	Monthly rate provided in Section 6.8.1.C.2		TDWOP
- Per dedicated DS1 trunk port required	Monthly rate provided in Section 6.8.1.C.2		TDW1P
(2) DS1 to VG Channelization Per DS1 termination to an analog tandem switch	\$181.42(I)	\$135.00	SATN2

ISSUED: MARCH 20, 2013

EFFECTIVE: APRIL 4, 2013

ACCESS SERVICE

23 - Metropolitan Statistical Area Access Services (Cont'd)

23.5 Rates and Charges (Cont'd)

23.5.1 BellSouth SWA Dedicated Transport (Cont'd)

(G) BellSouth Dedicated Ring - Self-healing Multi-nodal Alternate Route Topology Ring (Cont'd)

(T)

Month-to-Month

(T)

	<u>Month to Month</u>	<u>Nonrecurring Charge</u>	<u>USOC</u>
(1) Local Channel (All capacities except OC-1)			
(a) Per Local Channel	-	\$380.00	1HSLC
(b) Per Quarter Air Mile	\$114.95	-	1HSLC
(2) Alternate Central Office (All capacities except OC-1)			
(a) Per Alternate C.O. Channel	-	\$415.00	1HSAC
(b) Per Quarter Air Mile	\$1815.00	-	1HSAC
(3) Interoffice Channel (All capacities except OC-1)			
(a) Per Channel	-	\$125.00	1HS1C
(b) Fixed, OC-3 Capacity	\$54.45	-	1HS1C
(c) Fixed, OC-3+, OC-12, OC-48 or OC-48+ Capacity	\$191.18	-	1HS1C
(d) Per Quarter Air Mile, OC-3 Capacity	\$49.61	-	1HS1C
(e) Per Quarter Air Mile, OC-3+, OC-12, OC-48 or OC-48+ Capacity	\$60.50	-	1HS1C
(f) Fixed, OC-192 or OC-192+ Capacity	\$931.70	-	1HS1C
(g) Per Quarter Air Mile, OC-192 or OC-192+ Capacity	\$60.50	-	1HS1C
(4) Internodal Channel (All capacities except OC-1)			
(a) Per Internodal Channel, Same Wire Center area, Per Quarter Air Mile	\$3630.00	\$435.00	1HSSC
(b) Per Internodal Channel, Same Office Park/Campus Environment in Contiguous Serving Wire Center Areas, Per Quarter Air Mile	\$4235.00	\$435.00	1HSCC

(This page filed under Transmittal No. 0056)

All BellSouth marks contained herein and as set forth in the trademarks and servicemarks section of this Tariff are owned by BellSouth Intellectual Property Corporation.

ISSUED: MARCH 20, 2013

EFFECTIVE: APRIL 4, 2013

ACCESS SERVICE

23 - Metropolitan Statistical Area Access Services

23.5 Rates and Charges (Cont'd)

23.5.1 BellSouth SWA Dedicated Transport (Cont'd)

(G) BellSouth Dedicated Ring - Self-healing Multi-nodal Alternate Route Topology Ring (Cont'd)

(T)

<u>Month-to-Month</u>	<u>Month to Month</u>	<u>Nonrecurring Charge</u>	<u>USOC</u>	(T)
(5) Customer Node (Per Customer Node)				
(a) OC-1 Capacity	\$871.20	\$390.00	SHSC4	
(b) OC-3 Capacity	\$2395.80	\$410.00	SHSC3	
(c) OC-3+ Capacity	\$3267.00	\$410.00	SHSN5	
(d) OC-12 Capacity	\$3702.60	\$420.00	SHSC1	
(e) OC-48 Capacity	\$6316.20	\$420.00	SHSN8	
(f) OC-48+ Capacity	\$7078.50	\$420.00	SHSN9	
(g) OC-192 Capacity	\$30250.00	\$540.00	SHSN6	
(h) OC-192+ Capacity	\$30250.00	\$540.00	SHSC2	
(6) Customer Channel Interface (Per Customer Node)				
(a) Per DS1	\$42.35	\$245.00	SHSBB	
(b) Per DS3	\$205.70	\$110.00	SHSZT	
(c) Per STS-1	\$266.20	\$105.00	SHS13	
(d) Per OC-1	\$121.00	\$115.00	SHS1C	
(e) Per OC-3				
- 2-Fiber	\$290.40	\$110.00	SHS1D	
- 4 Fiber	\$574.75	\$110.00	SHS15	
(f) Per OC-12				
- 2-Fiber	\$865.15	\$115.00	SHS1F	
- 4 Fiber	\$1730.30	\$115.00	SHS19	
(g) Per OC-48				
- 2-Fiber	\$1936.00	\$420.00	SHS1A	
- 4 Fiber	\$3872.00	\$420.00	SHS1B	
(h) Per OC-192				
- 2-Fiber	\$ 8250.00	\$1600.00	SHSE1	
- 4 Fiber	\$16500.00	\$1600.00	SHSE2	
Per DS1 within an STS-1 Asymmetrical Arrangement ¹	\$30.25	\$330.00	SHSBS	
(j) Per DS3 (Asymmetrical with DS1) ¹	\$665.50	\$360.00	SHS1T	
(k) Per Flex DS1 ¹	\$42.35	\$275.00	SHS1Q	
(7) Central Office Node (Per Central Office Node)				
(a) OC-1 Capacity	\$653.40	\$385.00	SHSH4	
(b) OC-3 Capacity	\$1524.60	\$410.00	SHSH3	
(c) OC-3+ Capacity	\$2722.50	\$410.00	SHSH5	

Note 1: See Page 6-126 for the application of these interfaces.

(This page filed under Transmittal No. 0056)

All AT&T and BellSouth marks contained herein and as set forth in the trademarks and service marks section of the BellSouth Tariff are owned by AT&T Intellectual Property or AT&T affiliated companies.

ISSUED: MARCH 20, 2013

EFFECTIVE: APRIL 4, 2013

ACCESS SERVICE

23 - Metropolitan Statistical Area Access Services (Cont'd)

23.5 Rates and Charges (Cont'd)

23.5.1 BellSouth SWA Dedicated Transport (Cont'd)

(G) BellSouth Dedicated Ring - Self-healing Multi-nodal Alternate Route Topology Ring (Cont'd)

(T)

Month-to-Month

(T)

	<u>Month to Month</u>	<u>Nonrecurring Charge</u>	<u>USOC</u>
(7) Central Office Node (Per Central Office Node) (Cont'd)			
(d) OC-12 Capacity	\$ 2831.40	\$420.00	SHSH1
(e) OC-48 Capacity	\$ 5880.60	\$420.00	SHSH8
(f) OC-48+ Capacity	\$ 6642.90	\$420.00	SHSH9
(g) OC-192 Capacity	\$30250.00	\$540.00	SHSH7
(h) OC-192+ Capacity	\$30250.00	\$540.00	SHSH2
OC-3 Shared Node Interconnection	\$ 1185.80	\$550.00	SHSHE
(j) OC-12 Shared Node Interconnection	\$ 2202.20	\$550.00	SHSHE
(k) OC-48 Shared Node Interconnection	\$ 4114.00	\$550.00	SHSHE
(l) OC-48+ Shared Node Interconnection	\$ 4646.40	\$550.00	SHSHE

(This page filed under Transmittal No. 0056)

All BellSouth marks contained herein and as set forth in the trademarks and servicemarks section of this Tariff are owned by BellSouth Intellectual Property Corporation.

ISSUED: MARCH 20, 2013

EFFECTIVE: APRIL 4, 2013

ACCESS SERVICE

23 - Metropolitan Statistical Area Access Services

23.5 Rates and Charges (Cont'd)

23.5.1 BellSouth SWA Dedicated Transport (Cont'd)

(G) BellSouth Dedicated Ring - Self-healing Multi-nodal Alternate Route Topology Ring (Cont'd)

(T)

Month-to-Month

(T)

	Month to Month	Nonrecurring Charge	USOC
(8) Central Office Channel Interface (Per Central Office Node)			
(a) Per DS1	\$ 42.35	\$100.00	SHSCB
(b) Per DS3	\$ 139.15	\$150.00	SHSYT
(c) Per STS-1	\$ 181.50	\$155.00	SHS02
(d) Per OC-1	\$ 121.00	\$170.00	SHSCC
(e) Per OC-3			
- 2 Fiber	\$ 290.40	\$99.00	SHSCD
- 4 Fiber	\$ 514.25	\$99.00	SHS04
(f) Per OC-12			
- 2 Fiber	\$ 774.40	\$99.00	SHSCF
- 4 Fiber	\$ 1548.80	\$99.00	SHSC9
(g) Per OC-48			
- 2 Fiber	\$ 1936.00	\$650.00	SHSCJ
- 4 Fiber	\$ 3872.00	\$650.00	SHSCK
(h) Per OC-192			
- 2 Fiber	\$ 4787.20	\$1600.00	SHSE3
- 4 Fiber	\$ 9574.40	\$1600.00	SHSE4
Per 28 DS1 Channel System			
- DS3	\$ 786.50	\$130.00	SHSW8
- STS-1	\$ 907.50	\$130.00	SHSCS
(j) Per DS1 on 28 DS1 Channel System			
- DS3	\$ 14.52	\$130.00	SHSCA
- STS-1	\$ 48.40	\$83.00	SHSCG
(k) Per DS1 within an STS-1 Asymmetrical Arrangement ¹	\$ 30.25	\$360.00	SHSCH
(l) Per DS3 (Asymmetrical with DS1) ¹	\$ 665.50	\$400.00	SHSCT
(m) Per Flex DS1 ¹	\$ 42.35	\$160.00	SHSCQ

Note 1: See Page 6-126 for the rate application of these interfaces.

(This page filed under Transmittal No. 0056)

All AT&T and BellSouth marks contained herein and as set forth in the trademarks and service marks section of the BellSouth Tariff are owned by AT&T Intellectual Property or AT&T affiliated companies.

ISSUED: MARCH 20, 2013

EFFECTIVE: APRIL 4, 2013

ACCESS SERVICE

23 - Metropolitan Statistical Area Access Services (Cont'd)

23.5 Rates and Charges (Cont'd)

23.5.1 BellSouth SWA Dedicated Transport (Cont'd)

(G) BellSouth Dedicated Ring - Self-healing Multi-nodal Alternate Route Topology Ring (Cont'd)

(T)

Transport Payment Plan

(T)

	<u>Per Month Rates</u>			<u>USOC</u>
	<u>A</u> 12-36 <u>Months</u>	<u>B</u> 37-60 <u>Months</u>	<u>C</u> 61-96 <u>Months</u>	
(9) Local Channel (All capacities except OC-1)				
(a) Per Quarter Air Mile	\$91.30	\$80.30	\$74.80	1HSLC
(10) Alternative Central Office Channel (All capacities except OC-1)				
(a) Per Quarter Air Mile	\$308.00	\$192.50	\$154.00	1HSAC
(11) Interoffice Channel (All capacities except OC-1)				
(a) Fixed, OC-3 Capacity	\$39.60	\$35.20	\$29.70	1HS1C
(b) Fixed, OC-3+, OC-12, OC-48 or OC-48+ Capacity	\$154.00	\$138.60	\$128.70	1HS1C
(c) Fixed, OC-192 or OC-192+ Capacity	\$698.50	\$671.00	\$649.00	1HS1C
(d) Per Quarter Air Mile, OC-3 Capacity	\$35.20	\$25.30	\$19.80	1HS1C
(e) Per Quarter Air Mile, OC-3+, OC-12, OC-48 or OC-48+ Capacity	\$39.60	\$33.00	\$25.30	1HS1C
(f) Per Quarter Air Mile, OC-192 or OC-192+ Capacity	\$39.60	\$33.00	\$25.30	1HS1C
(12) Internodal Channel (All capacities except OC-1)				
(a) Per Internodal Channel, Same Wire Center Area, Per Quarter Air Mile	\$759.00	\$456.50	\$379.50	1HSSC

(T)

(T)

(T)

(T)

(This page filed under Transmittal No. 0056)

All BellSouth marks contained herein and as set forth in the trademarks and servicemarks section of this Tariff are owned by BellSouth Intellectual Property Corporation.

ISSUED: MARCH 20, 2013

EFFECTIVE: APRIL 4, 2013

ACCESS SERVICE

23 - Metropolitan Statistical Area Access Services (Cont'd)

23.5 Rates and Charges (Cont'd)

23.5.1 BellSouth SWA Dedicated Transport (Cont'd)

(G) BellSouth Dedicated Ring - Self-healing Multi-nodal Alternate Route Topology
Ring (Cont'd) (T)

Transport Payment Plan (T)

	<u>Per Month Rates</u>			<u>USOC</u>	
	<u>A</u> 12-36 <u>Months</u>	<u>B</u> 37-60 <u>Months</u>	<u>C</u> 61-96 <u>Months</u>		
(12) Internodal Channel (All capacities except OC-1) (Cont'd)					(T)
(b) Per Internodal Channel, Same Office Park/Campus Environment in Contiguous Serving Wire Center Areas, Per Quarter Air Mile	\$858.00	\$511.50	\$429.00	1HSCC	
(13) Customer Node (Per Customer Node)					(T)
(a) OC-1 Capacity	\$396.00	\$346.50	\$297.00	SHSC4	
(b) OC-3 Capacity	\$1089.00	\$990.00	\$891.00	SHSC3	
(c) OC-3+ Capacity	\$2029.50	\$1732.50	\$1485.00	SHSN5	
(d) OC-12 Capacity	\$2178.00	\$1980.00	\$1732.50	SHSC1	
(e) OC-48 Capacity	\$4851.00	\$4455.00	\$3861.00	SHSN8	
(f) OC-48+ Capacity	\$4851.00	\$4455.00	\$3861.00	SHSN9	
(g) OC-192 Capacity	\$10312.50	\$9075.00	\$8030.00	SHSN6	
(h) OC-192+ Capacity	\$13750.00	\$12100.00	\$10725.00	SHSC2	
(14) Customer Channel Interface (Per Customer Node)					(T)
(a) Per DS1	\$37.40	\$29.70	\$23.10	SHSBB	
(b) Per DS3	\$148.50	\$143.00	\$137.50	SHSZT	
(c) Per STS-1	\$187.00	\$165.00	\$154.00	SHS13	
(d) Per OC-1	\$99.00	\$88.00	\$82.50	SHS1C	

(This page filed under Transmittal No. 0056)

All BellSouth marks contained herein and as set forth in the trademarks and servicemarks section of this Tariff are owned by BellSouth Intellectual Property Corporation.

ISSUED: MARCH 20, 2013

EFFECTIVE: APRIL 4, 2013

ACCESS SERVICE

23 - Metropolitan Statistical Area Access Services

23.5 Rates and Charges (Cont'd)

23.5.1 BellSouth SWA Dedicated Transport (Cont'd)

(G) BellSouth Dedicated Ring - Self-healing Multi-nodal Alternate Route Topology Ring (Cont'd)

<u>Transport Payment Plan</u>	<u>Per Month Rates</u>			<u>USOC</u>	
	A	B	C		
	12-36 <u>Months</u>	37-60 <u>Months</u>	61-96 <u>Months</u>		
(14) Customer Channel Interface (Per Customer Node)					(T)
(e) Per OC-3					
- 2 Fiber	\$187.00	\$165.00	\$154.00	SHS1D	
- 4 Fiber	\$374.00	\$330.00	\$308.00	SHS15	
(f) Per OC-12					
- 2 Fiber	\$532.40	\$490.60	\$448.80	SHS1F	
- 4 Fiber	\$1065.90	\$982.30	\$897.60	SHS19	
(g) Per OC-48					
- 2 Fiber	\$1457.50	\$1336.50	\$1155.00	SHS1A	
- 4 Fiber	\$2915.00	\$2673.00	\$2310.00	SHS1B	
(h) Per OC-192					
- 2 Fiber	\$4800.00	\$3300.00	\$2850.00	SHSE1	
- 4 Fiber	\$9600.00	\$6600.00	\$5700.00	SHSE2	
(i) Per DS1 within an STS-1 Asymmetrical Arrangement ¹	\$24.20	\$22.00	\$19.80	SHSBS	
(j) Per DS3 (Asymmetrical with DS1) ¹	\$495.00	\$440.00	\$385.00	SHS1T	
(k) Per Flex DS1 ¹	\$37.40	\$29.70	\$23.10	SHS1Q	
(15) Central Office Node (Per Central Office Node)					(T)
(a) OC-1 Capacity	\$396.00	\$346.50	\$297.00	SHSH4	
(b) OC-3 Capacity	\$1089.00	\$990.00	\$891.00	SHSH3	
(c) OC-3+ Capacity	\$2029.50	\$1732.50	\$1485.00	SHSH5	
(d) OC-12 Capacity	\$2178.00	\$1980.00	\$1732.50	SHSH1	
(e) OC-48 Capacity	\$4851.00	\$4455.00	\$3861.00	SHSH8	
(f) OC-48+ Capacity	\$4851.00	\$4455.00	\$3861.00	SHSH9	
(g) OC-192 Capacity	\$10312.50	\$9075.00	\$8030.00	SHSH7	
(h) OC-192+ Capacity	\$13750.00	\$12100.00	\$10725.00	SHSH2	
(i) OC-3 Shared Node Interconnection	\$759.00	\$693.00	\$627.00	SHSHE	
(j) OC-12 Shared Node Interconnection	\$1529.00	\$1386.00	\$1210.00	SHSHE	
(k) OC-48 Shared Node Interconnection	\$3168.00	\$3124.00	\$2706.00	SHSHE	
(l) OC-48+ Shared Node Interconnection	\$3168.00	\$3124.00	\$2706.00	SHSHE	

Note 1: See Page 6-126 for the application of these interfaces.

(This page filed under Transmittal No. 0056)

All AT&T and BellSouth marks contained herein and as set forth in the trademarks and service marks section of the BellSouth Tariff are owned by AT&T Intellectual Property or AT&T affiliated companies.

ISSUED: MARCH 20, 2013

EFFECTIVE: APRIL 4, 2013

ACCESS SERVICE

23 - Metropolitan Statistical Area Access Services

23.5 Rates and Charges (Cont'd)

23.5.1 BellSouth SWA Dedicated Transport (Cont'd)

(G) BellSouth Dedicated Ring - Self-healing Multi-nodal Alternate Route Topology Ring (Cont'd)

(T)

<u>Transport Payment Plan</u>	<u>Per Month Rates</u>			<u>USOC</u>	
	<u>A</u> 12-36 Months	<u>B</u> 37-60 Months	<u>C</u> 61-96 Months		
(16) Central Office Channel Interface (Per Central Office Node)					(T)
(a) Per DS1	\$33.00	\$27.50	\$22.00	SHSCB	
(b) Per DS3	\$93.50	\$88.00	\$82.50	SHSYT	
(c) Per STS-1	\$115.50	\$110.00	\$99.00	SHS02	
(d) Per OC-1	\$99.00	\$88.00	\$82.50	SHSCC	
(e) Per OC-3					
- 2 Fiber	\$187.00	\$165.00	\$154.00	SHSCD	
- 4 Fiber	\$352.00	\$308.00	\$284.00	SHS04	
(f) Per OC-12					
- 2 Fiber	\$462.00	\$420.20	\$378.40	SHSCF	
- 4 Fiber	\$925.10	\$841.50	\$756.80	SHSC9	
(g) Per OC-48					
- 2 Fiber	\$1457.50	\$1336.50	\$1155.00	SHSCJ	
- 4 Fiber	\$2915.00	\$2673.00	\$2310.00	SHSCK	
(h) Per OC-192					
- 2 Fiber	\$3604.00	\$3304.00	\$2625.00	SHSE3	
- 4 Fiber	\$7208.00	\$6608.00	\$5250.00	SHSE4	
(i) Per 28 DS1 Channel System					
- DS3	\$605.00	\$550.00	\$495.00	SHSW8	
- STS-1	\$715.00	\$660.00	\$632.50	SHSCS	
(j) Per DS1 on 28 DS1 Channel System					
- DS3	\$13.20	\$9.90	\$7.70	SHSCA	
- STS-1	\$38.50	\$33.00	\$27.50	SHSCG	
(k) Per DS1 within an STS-1 Asymmetrical Arrangement ¹					
	\$24.20	\$22.00	\$19.80	SHSCH	
(l) Per DS3 (Asymmetrical with DS1) ¹	\$495.00	\$440.00	\$385.00	SHSCT	
(m) Per Flex DS1 ¹	\$33.00	\$27.50	\$22.00	SHSCQ	

Note 1: See Page 6-126 for the application of these interfaces.

(This page filed under Transmittal No. 0056)

ISSUED: MARCH 12, 2014

EFFECTIVE: MARCH 27, 2014

ACCESS SERVICE

23 - Metropolitan Statistical Area Access Services (Cont'd)

23.5 Rates and Charges (Cont'd)

23.5.1 BellSouth SWA Dedicated Transport (Cont'd)

(H) BellSouth Dedicated Ring - Self-healing Multi-nodal Alternate Route Topology Ring

	Nonrecurring Charge	USOC
(1) Channel Interface Reallocation		
(a) Per Node, Per Occurrence	\$225.00	SHSBC
(2) BellSouth Dedicated Ring Rearrangement		
(a) Surveillance, Per Node	\$245.00	SHSRR

(I) BellSouth Managed Shared Ring Network Service

(T)

- (1) Off-Net DS1 and Off-Net DS3 - 337 or greater equivalent DS1 (Alabama, Florida, Georgia, Kentucky, Louisiana, North Carolina and Tennessee)¹

	<u>Recurring Charges</u>			
	<u>Month to Month</u>	<u>Plan A 36 Months</u>	<u>Plan B 60 Months</u>	<u>USOC</u>
(a) Off-Net DS1	\$ 323.68	\$ 154.00	\$ 107.25	SGASW
(b) Off-Net DS3	\$3,993.00	\$2,805.00	\$ 825.00	SG3SW

- (2) Off-Net DS1 or DS3 Not Available (Mississippi and South Carolina)

Note 1: Standard tariff rates apply from a wire center in the BellSouth Managed Shared Ring Network area to a customer location not on BellSouth Managed Shared Ring Network service facilities (e.g., DS1 Interoffice Channel and/or DS1 Local Channel).

ISSUED: JUNE 16, 2011

EFFECTIVE: JULY 1, 2011

ACCESS SERVICE

23 – Metropolitan Statistical Area Access Services (Cont'd)

23.5 Rates and Charges (Cont'd)

23.5.1 BellSouth SWA Transport (Cont'd)

(J) Installation Charge

ALL STATES

Nonrecurring Charge

	<u>First Line or Trunk</u>	<u>Each Additional Line or Trunk</u>	<u>USOC</u>
Installed per line:	Nonrecurring charges are provided in the following Sections:		
(1) Per line	Section 6.8.1.E.1		TPP++
(2) Per Inward Only BellSouth SWA LSBSA Line for DID Service	Section 6.8.1.E.2		TPP+1
(3) Per two-way BellSouth SWA LSBSA Line for DID/DOD Service	Section 6.8.1.E.3		TPP+2
(4) Per BellSouth SWA LSBSA Line with Answer Supervision	Section 6.8.1.E.4		TPP+3
Installed per trunk:	Section 6.8.1.E		TPP++

ISSUED: JUNE 16, 2011

EFFECTIVE: JULY 1, 2011

ACCESS SERVICE

23 – Metropolitan Statistical Area Access Services (Cont'd)

23.5 Rates and Charges (Cont'd)

23.5.1 BellSouth SWA Transport (Cont'd)

K. Inside Moves*

ALL STATES

	<u>First Circuit**</u>	<u>Each Additional Circuit</u>	<u>USOC</u>
1. (A) Circuits Associated with BellSouth SWA or Special Access (a.k.a. BellSouth SPA) High Capacity (a.k.a. BellSouth SPA) service	Nonrecurring Charges are provided in the following Sections: Section 6.8.5.A		
(B) Interface Group 6	Section 6.8.5.B		NRBM1
(C) Interface Group 9	Section 6.8.5.C		NRBM2
			NRBM3

L. Changes of Network Channel Interface Codes**

ALL STATES

<u>First Circuit**</u>	<u>Each Additional Circuit</u>	<u>USOC</u>
Nonrecurring charges are Provided in Section 6.8.6		RDG

*Charges for all other inside moves are as set forth in 6.8.8
**Applies per order

ISSUED: JUNE 16, 2011

EFFECTIVE: JULY 1, 2011

ACCESS SERVICE

23 – Metropolitan Statistical Area Access Services (Cont'd)

23.5 Rates and Charges (Cont'd)

23.5.1 BellSouth SWA Dedicated Transport (Cont'd)

M. Shared Network Arrangement

<u>ALL STATES</u>	<u>Monthly Rate</u>	<u>Nonrecurring Charge</u> Nonrecurring charges are provided in the following Sections:	<u>USOC</u>
- Coordination Charge per arrangement	NONE	Section 6.8.7	NRBSN
- Processing Charge per service order	NONE	Section 6.8.7	ORC

N. Service Rearrangements

<u>ALL STATES</u>	<u>Nonrecurring Charge</u> Nonrecurring charges are provided in the following Sections:	<u>USOC</u>
1. (A) Change of Service, per request	Section 6.8.8.A	NRBFA
(B) Line Side Service (BellSouth SWA FGA, BellSouth SWA LSBSA), - per transmission path ¹	Section 6.8.8.B	NRBFB
(C) Trunk Side Service (BellSouth SWA FGB, BellSouth SWA FGC, BellSouth SWA FGD, BellSouth SWA TSBSA), - per transmission path ¹	Section 6.8.8.C	NRBFC
(D) Common Block/Translations Related, - per end office and tandem office affected ^{1,2}	Section 6.8.8.D	NRBFD
(E) BellSouth SWA 500 Access Service dialing capability, - per NXX per end office and tandem office affected ¹	Section 6.8.8.E	NRBFG

Note 1: This charge is in addition to that set forth in 6.8.8(A).

Note 2: For translation changes to allow 950 dialing on existing BellSouth SWA FGD trunks, this charge is applied per each 950 number converted, per end office and tandem office affected.

ISSUED: JUNE 16, 2011

EFFECTIVE: JULY 1, 2011

ACCESS SERVICE

23 – Metropolitan Statistical Area Access Services (Cont'd)

23.5 Rates and Charges (Cont'd)

23.5.1 BellSouth SWA Dedicated Transport (Cont'd)

N. Service Rearrangements (Cont'd)

	<u>Nonrecurring Charge</u>	<u>USOC</u>
1. (Cont'd)		
(F) BellSouth SWA 900 Access Service dialing capability, - per NXX per end office and tandem office affected ¹	Nonrecurring charge provided in Section 6.8.8.F	NRBFE
(G) 64 CCC Option BellSouth SWA FGD or BellSouth SWA TSBSA with BellSouth SWA CCSAC	Nonrecurring Charge <u>First</u> <u>Each Additional</u>	
- per transmission path ¹	Nonrecurring charges are provided in Section 6.8.8.G	NRBFF
(H) BellSouth SWA DS1, per rearrangement	\$866.97 \$486.83	NRBD1
(I) DS3, per rearrangement	\$870.50 \$427.88	NRBD3

ISSUED: JUNE 16, 2011

EFFECTIVE: JULY 1, 2011

ACCESS SERVICE

23 – Metropolitan Statistical Area Access Services (Cont'd)

23.5 Rates and Charges (Cont'd)

23.5.1 BellSouth SWA Dedicated Transport (Cont'd)

0. Service Rearrangement (Cont'd)

1. Reconfiguration Charges

	<u>Nonrecurring Charges</u>	<u>USOC</u>
Nonrecurring charges are provided in the following Sections:		
- Per Customer Request for Voice Grade reconfiguration	Section 6.8.8.J	PR1VM
- Per Line Side Service (BellSouth SWA FGA, BellSouth SWA LSB SA)	Section 6.8.8.J	PR1VR
- Per Trunk Side Service (BellSouth SWA FGB, BellSouth SWA FGC, BellSouth SWA FGD, BellSouth SWA TSBSA)	Section 6.8.8.J	PR1VR
- Per Customer Request for BellSouth DSI reconfiguration	\$ 52.00	PR11M
- Per BellSouth SWA DSI circuit reconfigured	33.00	PR11R
- Per Customer Request for BellSouth DS3 reconfiguration	52.00	PR13M
- Per BellSouth SWA DS3 circuit reconfigured	37.00	PR13R

P. Transfer of Service

<u>ALL STATES</u>	<u>Nonrecurring Charge</u>	<u>USOC</u>
Nonrecurring charges are provided in the following Sections:		
(A) Per Billing Number	Section 6.8.9.A	NRBQA
(B) Per Circuit	Section 6.8.9.B	NRBPC
(C) Line Side Service (BellSouth SWA FGA) Per Transmission Path*	Section 6.8.9.C	NRBQL
(D) Trunk Side Service (BellSouth SWA FGB, BellSouth SWA FGC, BellSouth SWA FGD) Per Transmission Path*	Section 6.8.9.D	NRBQT

(This page filed under Transmittal No. 1)

All BellSouth marks contained herein and as set forth in the trademarks and servicemarks section of this Tariff are owned by BellSouth Intellectual Property Corporation.

ISSUED: SEPTEMBER 30, 2011

EFFECTIVE: OCTOBER 1, 2011

ACCESS SERVICE

23 – Metropolitan Statistical Area Access Services (Cont'd)

23.5 Rates and Charges (Cont'd)

23.5.1 BellSouth SWA Dedicated Transport (Cont'd)

(Q) BellSouth SWA Managed Shared Network Service

(1) DS3 Service - Flat rate per Local Channel, per Aggregation Location.

(a) Zone 1 – All States

<u>Quantity of DS3s Per Aggregation Location</u>	<u>Month to Month/ 12 Month Rate</u>	<u>60 Month Rate</u>	<u>USOC</u>
1	\$7,154.73(I)	\$3,613.50	OHS3L
2	\$7,372.53(I)	\$3,723.50	OHS3L
3	\$7,590.33(I)	\$3,833.50	OHS3L
4	\$7,808.13(I)	\$3,943.50	OHS3L
5	\$8,897.13(I)	\$4,493.50	OHS3L
6	\$9,986.13(I)	\$5,043.50	OHS3L
7	\$11,219.12(I)	\$5,666.10	OHS3L
8	\$12,395.24(I)	\$6,260.10	OHS3L
9	\$13,516.91(I)	\$6,826.60	OHS3L
10	\$14,584.13(I)	\$7,365.60	OHS3L
11	\$15,601.74(I)	\$7,879.30	OHS3L
12	\$16,566.11(I)	\$8,366.60	OHS3L
13	\$17,482.08(I)	\$8,829.70	OHS3L
14	\$18,353.28(I)	\$9,269.70	OHS3L
15	\$19,177.29(I)	\$9,685.50	OHS3L
16	\$19,960.16(I)	\$10,080.40	OHS3L
17	\$20,698.26(I)	\$10,453.30	OHS3L
18	\$21,395.22(I)	\$10,805.30	OHS3L
19	\$22,052.25(I)	\$11,137.50	OHS3L
20	\$22,672.98(I)	\$11,451.00	OHS3L
21	\$23,259.83(I)	\$11,746.90	OHS3L
22	\$23,809.17(I)	\$12,025.20	OHS3L
23	\$24,328.26(I)	\$12,287.00	OHS3L
24	\$24,811.05(I)	\$12,531.20	OHS3L
25	\$25,272.06(I)	\$12,763.30	OHS3L
26	\$25,700.40(I)	\$12,980.00	OHS3L
27	\$26,103.33(I)	\$13,183.50	OHS3L
28	\$26,483.27(I)	\$13,374.90	OHS3L
29	\$26,835.38(I)	\$13,553.10	OHS3L
30	\$27,170.55(I)	\$13,722.50	OHS3L

ISSUED: SEPTEMBER 30, 2011

EFFECTIVE: OCTOBER 1, 2011

ACCESS SERVICE

23 – Metropolitan Statistical Area Access Services (Cont'd)

23.5 Rates and Charges (Cont'd)

23.5.1 BellSouth SWA Dedicated Transport (Cont'd)

(Q) BellSouth SWA Managed Shared Network Service (Cont'd)

(1) DS3 Service - Flat rate per Local Channel, per Aggregation Location.
(Cont'd)

(a) Zone 1 – All States (Cont'd)

<u>Quantity of DS3s Per</u> <u>Aggregation Location</u>	<u>Month to Month/</u> <u>12 Month Rate</u>	<u>60 Month Rate</u>	<u>USOC</u>
31	\$27,485.15(I)	\$13,880.90	OHS3L
32	\$27,779.18(I)	\$14,029.40	OHS3L
33	\$28,056.27(I)	\$14,170.20	OHS3L
34	\$28,321.26(I)	\$14,303.30	OHS3L
35	\$28,571.73(I)	\$14,429.80	OHS3L
36	\$28,806.47(I)	\$14,548.60	OHS3L
37	\$29,032.74(I)	\$14,663.00	OHS3L
38	\$29,252.96(I)	\$14,774.10	OHS3L
39	\$29,464.71(I)	\$14,880.80	OHS3L
40	\$29,667.99(I)	\$14,984.20	OHS3L
41	\$29,871.27(I)	\$15,086.50	OHS3L
42	\$30,069.71(I)	\$15,186.60	OHS3L
43	\$30,266.94(I)	\$15,286.70	OHS3L
44	\$30,466.59(I)	\$15,386.80	OHS3L
45	\$30,666.24(I)	\$15,488.00	OHS3L
46	\$30,871.94(I)	\$15,591.40	OHS3L
47	\$31,082.48(I)	\$15,698.10	OHS3L
48	\$31,300.28(I)	\$15,808.10	OHS3L
49	\$31,953.68(I)	\$16,138.10	OHS3L
50	\$32,552.63(I)	\$16,440.60	OHS3L
51	\$33,097.13(I)	\$16,715.60	OHS3L
52	\$33,587.18(I)	\$16,963.10	OHS3L
53	\$33,804.98(I)	\$17,073.10	OHS3L
54	\$34,240.58(I)	\$17,293.10	OHS3L
55	\$34,621.73(I)	\$17,485.60	OHS3L
56	\$34,948.43(I)	\$17,650.60	OHS3L
57	\$35,166.23(I)	\$17,760.60	OHS3L
58	\$35,438.48(I)	\$17,898.10	OHS3L
59	\$35,656.28(I)	\$18,008.10	OHS3L
60	\$35,874.08(I)	\$18,118.10	OHS3L

ISSUED: SEPTEMBER 30, 2011

EFFECTIVE: OCTOBER 1, 2011

ACCESS SERVICE

23 – Metropolitan Statistical Area Access Services (Cont'd)

23.5 Rates and Charges (Cont'd)

23.5.1 BellSouth SWA Dedicated Transport (Cont'd)

(Q) BellSouth SWA Managed Shared Network Service (Cont'd)

(1) DS3 Service - Flat rate per Local Channel, per Aggregation Location.
(Cont'd)

(a) Zone 1 – All States (Cont'd)

<u>Quantity of DS3s Per Aggregation Location</u>	<u>Month to Month/ 12 Month Rate</u>	<u>60 Month Rate</u>	<u>USOC</u>
61	\$36,638.80(I)	\$18,502.00	OHS3L
62	\$37,401.10(I)	\$18,887.00	OHS3L
63	\$38,163.40(I)	\$19,272.00	OHS3L
64	\$38,925.70(I)	\$19,657.00	OHS3L
65	\$39,688.00(I)	\$20,042.00	OHS3L
66	\$40,450.30(I)	\$20,427.00	OHS3L
67	\$41,212.60(I)	\$20,812.00	OHS3L
68	\$41,974.90(I)	\$21,197.00	OHS3L
69	\$42,737.20(I)	\$21,582.00	OHS3L
70	\$43,499.50(I)	\$21,967.00	OHS3L
71	\$44,261.80(I)	\$22,352.00	OHS3L
72	\$45,024.10(I)	\$22,737.00	OHS3L
73	\$45,786.40(I)	\$23,122.00	OHS3L
74	\$46,548.70(I)	\$23,507.00	OHS3L
75	\$47,311.00(I)	\$23,892.00	OHS3L
76	\$48,073.30(I)	\$24,277.00	OHS3L
77	\$48,835.60(I)	\$24,662.00	OHS3L
78	\$49,597.90(I)	\$25,047.00	OHS3L
79	\$50,360.20(I)	\$25,432.00	OHS3L
80	\$51,122.50(I)	\$25,817.00	OHS3L
81	\$51,884.80(I)	\$26,202.00	OHS3L
82	\$52,647.10(I)	\$26,587.00	OHS3L
83	\$53,409.40(I)	\$26,972.00	OHS3L
84	\$54,171.70(I)	\$27,357.00	OHS3L
85	\$54,934.00(I)	\$27,742.00	OHS3L
86	\$55,696.30(I)	\$28,127.00	OHS3L
87	\$56,458.60(I)	\$28,512.00	OHS3L
88	\$57,220.90(I)	\$28,897.00	OHS3L
89	\$57,983.20(I)	\$29,282.00	OHS3L
90	\$58,745.50(I)	\$29,667.00	OHS3L

ISSUED: SEPTEMBER 30, 2011

EFFECTIVE: OCTOBER 1, 2011

ACCESS SERVICE

23 – Metropolitan Statistical Area Access Services (Cont'd)

23.5 Rates and Charges (Cont'd)

23.5.1 BellSouth SWA Dedicated Transport (Cont'd)

(Q) BellSouth SWA Managed Shared Network Service (Cont'd)

(1) DS3 Service - Flat rate per Local Channel, per Aggregation Location.
(Cont'd)

(a) Zone 1 – All States (Cont'd)

<u>Quantity of DS3s Per Aggregation Location</u>	<u>Month to Month/ 12 Month Rate</u>	<u>60 Month Rate</u>	<u>USOC</u>
91	\$59,507.80(I)	\$30,052.00	OHS3L
92	\$60,270.10(I)	\$30,437.00	OHS3L
93	\$61,032.40(I)	\$30,822.00	OHS3L
94	\$61,794.70(I)	\$31,207.00	OHS3L
95	\$62,557.00(I)	\$31,592.00	OHS3L
96	\$63,319.30(I)	\$31,977.00	OHS3L
97	\$64,081.60(I)	\$32,362.00	OHS3L
98	\$64,843.90(I)	\$32,747.00	OHS3L
99	\$65,606.20(I)	\$33,132.00	OHS3L
100	\$66,368.50(I)	\$33,517.00	OHS3L
101	\$67,130.80(I)	\$33,902.00	OHS3L
102	\$67,893.10(I)	\$34,287.00	OHS3L
103	\$68,655.40(I)	\$34,672.00	OHS3L
104	\$69,417.70(I)	\$35,057.00	OHS3L
105	\$70,180.00(I)	\$35,442.00	OHS3L
106	\$70,942.30(I)	\$35,827.00	OHS3L
107	\$71,704.60(I)	\$36,212.00	OHS3L
108	\$72,466.90(I)	\$36,597.00	OHS3L
109	\$73,229.20(I)	\$36,982.00	OHS3L
110	\$73,991.50(I)	\$37,367.00	OHS3L
111	\$74,753.80(I)	\$37,752.00	OHS3L
112	\$75,516.10(I)	\$38,137.00	OHS3L
113	\$76,278.40(I)	\$38,522.00	OHS3L
114	\$77,040.70(I)	\$38,907.00	OHS3L
115	\$77,803.00(I)	\$39,292.00	OHS3L
116	\$78,565.30(I)	\$39,677.00	OHS3L
117	\$79,327.60(I)	\$40,062.00	OHS3L
118	\$80,089.90(I)	\$40,447.00	OHS3L
119	\$80,852.20(I)	\$40,832.00	OHS3L
120	\$81,614.50(I)	\$41,217.00	OHS3L

ISSUED: SEPTEMBER 30, 2011

EFFECTIVE: OCTOBER 1, 2011

ACCESS SERVICE

23 – Metropolitan Statistical Area Access Services (Cont'd)

23.5 Rates and Charges (Cont'd)

23.5.1 BellSouth SWA Dedicated Transport (Cont'd)

(Q) BellSouth SWA Managed Shared Network Service (Cont'd)

(1) DS3 Service - Flat rate per Local Channel, per Aggregation Location.
(Cont'd)

(a) Zone 1 – All States (Cont'd)

<u>Quantity of DS3s Per Aggregation Location</u>	<u>Month to Month/ 12 Month Rate</u>	<u>60 Month Rate</u>	<u>USOC</u>
121	\$82,376.80(I)	\$41,602.00	OHS3L
122	\$83,139.10(I)	\$41,987.00	OHS3L
123	\$83,903.60(I)	\$42,372.00	OHS3L
124	\$84,663.70(I)	\$42,757.00	OHS3L
125	\$85,426.00(I)	\$43,142.00	OHS3L
126	\$86,188.30(I)	\$43,527.00	OHS3L
127	\$86,950.60(I)	\$43,912.00	OHS3L
128	\$87,712.90(I)	\$44,297.00	OHS3L
129	\$88,475.20(I)	\$44,682.00	OHS3L
130	\$89,237.50(I)	\$45,067.00	OHS3L
131	\$89,999.80(I)	\$45,452.00	OHS3L
132	\$90,762.10(I)	\$45,837.00	OHS3L
133	\$91,524.40(I)	\$46,222.00	OHS3L
134	\$92,283.40(I)	\$46,607.00	OHS3L
135	\$93,049.00(I)	\$46,992.00	OHS3L
136	\$93,811.30(I)	\$47,377.00	OHS3L
137	\$94,573.60(I)	\$47,762.00	OHS3L
138	\$95,335.90(I)	\$48,147.00	OHS3L
139	\$96,098.20(I)	\$48,532.00	OHS3L
140	\$96,860.50(I)	\$48,917.00	OHS3L
141	\$97,622.80(I)	\$49,302.00	OHS3L
142	\$98,385.10(I)	\$49,687.00	OHS3L
143	\$99,147.40(I)	\$50,072.00	OHS3L
144	\$99,909.70(I)	\$50,457.00	OHS3L
145	\$100,672.00(I)	\$50,842.00	OHS3L
146	\$101,434.30(I)	\$51,227.00	OHS3L
147	\$102,196.60(I)	\$51,612.00	OHS3L
148	\$102,958.90(I)	\$51,997.00	OHS3L
149	\$103,721.20(I)	\$52,382.00	OHS3L
150	\$104,483.50(I)	\$52,767.00	OHS3L

ISSUED: SEPTEMBER 30, 2011

EFFECTIVE: OCTOBER 1, 2011

ACCESS SERVICE

23 – Metropolitan Statistical Area Access Services (Cont'd)

23.5 Rates and Charges (Cont'd)

23.5.1 BellSouth SWA Dedicated Transport (Cont'd)

(Q) BellSouth SWA Managed Shared Network Service (Cont'd)

(1) DS3 Service - Flat rate per Local Channel, per Aggregation Location.
(Cont'd)

(a) Zone 1 – All States (Cont'd)

<u>Quantity of DS3s Per Aggregation Location</u>	<u>Month to Month/ 12 Month Rate</u>	<u>60 Month Rate</u>	<u>USOC</u>
151	\$105,245.80(I)	\$53,152.00	OHS3L
152	\$106,008.10(I)	\$53,537.00	OHS3L
153	\$106,770.40(I)	\$53,922.00	OHS3L
154	\$107,532.70(I)	\$54,307.00	OHS3L
155	\$108,295.00(I)	\$54,692.00	OHS3L
156	\$109,057.30(I)	\$55,077.00	OHS3L
157	\$109,819.60(I)	\$55,462.00	OHS3L
158	\$110,581.90(I)	\$55,847.00	OHS3L
159	\$111,344.20(I)	\$56,232.00	OHS3L
160	\$112,106.50(I)	\$56,617.00	OHS3L
161	\$112,868.80(I)	\$57,002.00	OHS3L
162	\$113,631.10(I)	\$57,387.00	OHS3L
163	\$114,393.40(I)	\$57,772.00	OHS3L
164	\$115,155.70(I)	\$58,157.00	OHS3L
165	\$115,918.00(I)	\$58,542.00	OHS3L
166	\$116,680.30(I)	\$58,927.00	OHS3L
167	\$117,442.60(I)	\$59,312.00	OHS3L
168	\$118,204.90(I)	\$59,697.00	OHS3L
169	\$118,967.20(I)	\$60,082.00	OHS3L
170	\$119,729.50(I)	\$60,467.00	OHS3L
171	\$120,491.80(I)	\$60,852.00	OHS3L
172	\$121,254.10(I)	\$61,237.00	OHS3L
173	\$122,016.40(I)	\$61,622.00	OHS3L
174	\$122,778.70(I)	\$62,007.00	OHS3L
175	\$123,541.00(I)	\$62,392.00	OHS3L
176	\$124,303.30(I)	\$62,777.00	OHS3L
177	\$125,065.60(I)	\$63,162.00	OHS3L
178	\$125,827.90(I)	\$63,547.00	OHS3L
179	\$126,590.20(I)	\$63,932.00	OHS3L
180	\$127,352.50(I)	\$64,317.00	OHS3L

ISSUED: SEPTEMBER 30, 2011

EFFECTIVE: OCTOBER 1, 2011

ACCESS SERVICE

23 – Metropolitan Statistical Area Access Services (Cont'd)

23.5 Rates and Charges (Cont'd)

23.5.1 BellSouth SWA Dedicated Transport (Cont'd)

(Q) BellSouth SWA Managed Shared Network Service (Cont'd)

(1) DS3 Service - Flat rate per Local Channel, per Aggregation Location.
(Cont'd)

(a) Zone 1 – All States (Cont'd)

<u>Quantity of DS3s Per Aggregation Location</u>	<u>Month to Month/ 12 Month Rate</u>	<u>60 Month Rate</u>	<u>USOC</u>
181	\$128,114.80(I)	\$64,702.00	OHS3L
182	\$128,877.10(I)	\$65,087.00	OHS3L
183	\$129,639.40(I)	\$65,472.00	OHS3L
184	\$130,401.70(I)	\$65,857.00	OHS3L
185	\$131,164.00(I)	\$66,242.00	OHS3L
186	\$131,926.30(I)	\$66,627.00	OHS3L
187	\$132,688.60(I)	\$67,012.00	OHS3L
188	\$133,450.90(I)	\$67,397.00	OHS3L
189	\$134,213.20(I)	\$67,782.00	OHS3L
190	\$134,975.50(I)	\$68,167.00	OHS3L
191	\$135,737.80(I)	\$68,552.00	OHS3L
192	\$136,500.10(I)	\$68,937.00	OHS3L

ISSUED: SEPTEMBER 30, 2011

EFFECTIVE: OCTOBER 1, 2011

ACCESS SERVICE

23 – Metropolitan Statistical Area Access Services (Cont'd)

23.5 Rates and Charges (Cont'd)

23.5.1 BellSouth SWA Dedicated Transport (Cont'd)

(Q) BellSouth SWA Managed Shared Network Service (Cont'd)

(1) DS3 Service - Flat rate per Local Channel, per Aggregation Location.
(Cont'd)

(b) Zone 2 – All States

<u>Quantity of DS3s Per Aggregation Location</u>	<u>Month to Month/ 12 Month Rate</u>	<u>60 Month Rate</u>	<u>USOC</u>
1	\$8,586.16(I)	\$4,336.20	OHS3L
2	\$8,847.52(I)	\$4,468.20	OHS3L
3	\$9,108.88(I)	\$4,600.20	OHS3L
4	\$9,370.24(I)	\$4,732.20	OHS3L
5	\$10,677.04(I)	\$5,392.20	OHS3L
6	\$11,983.84(I)	\$6,052.20	OHS3L
7	\$13,462.46(I)	\$6,799.10	OHS3L
8	\$14,874.53(I)	\$7,511.90	OHS3L
9	\$16,220.05(I)	\$8,191.70	OHS3L
10	\$17,501.44(I)	\$8,838.50	OHS3L
11	\$18,722.33(I)	\$9,455.60	OHS3L
12	\$19,879.09(I)	\$10,039.70	OHS3L
13	\$20,978.98(I)	\$10,595.20	OHS3L
14	\$22,024.42(I)	\$11,123.20	OHS3L
15	\$23,012.99(I)	\$11,622.60	OHS3L
16	\$23,918.95(I)	\$12,096.70	OHS3L
17	\$24,837.67(I)	\$12,544.40	OHS3L
18	\$25,673.78(I)	\$12,966.80	OHS3L
19	\$26,459.40(I)	\$13,365.00	OHS3L
20	\$27,208.06(I)	\$13,741.20	OHS3L
21	\$27,912.28(I)	\$14,096.50	OHS3L
22	\$28,570.52(I)	\$14,429.80	OHS3L
23	\$29,193.67(I)	\$14,744.40	OHS3L
24	\$29,773.26(I)	\$15,037.00	OHS3L
25	\$30,326.23(I)	\$15,316.40	OHS3L
26	\$30,840.48(I)	\$15,576.00	OHS3L
27	\$31,324.48(I)	\$15,820.20	OHS3L
28	\$31,779.44(I)	\$16,050.10	OHS3L
29	\$32,202.94(I)	\$16,263.50	OHS3L
30	\$32,604.66(I)	\$16,467.00	OHS3L

ISSUED: SEPTEMBER 30, 2011

EFFECTIVE: OCTOBER 1, 2011

ACCESS SERVICE

23 – Metropolitan Statistical Area Access Services (Cont'd)

23.5 Rates and Charges (Cont'd)

23.5.1 BellSouth SWA Dedicated Transport (Cont'd)

(Q) BellSouth SWA Managed Shared Network Service (Cont'd)

(1) DS3 Service - Flat rate per Local Channel, per Aggregation Location.
(Cont'd)

(b) Zone 2 – All States (Cont'd)

<u>Quantity of DS3s Per Aggregation Location</u>	<u>Month to Month/ 12 Month Rate</u>	<u>60 Month Rate</u>	<u>USOC</u>
31	\$32,982.18(I)	\$16,657.30	OHS3L
32	\$33,335.50(I)	\$16,835.50	OHS3L
33	\$33,667.04(I)	\$17,003.80	OHS3L
34	\$33,985.27(I)	\$17,164.40	OHS3L
35	\$34,322.86(I)	\$17,316.20	OHS3L
36	\$34,567.28(I)	\$17,458.10	OHS3L
37	\$34,839.53(I)	\$17,595.60	OHS3L
38	\$35,103.31(I)	\$17,728.70	OHS3L
39	\$35,357.41(I)	\$17,857.40	OHS3L
40	\$35,601.83(I)	\$17,980.60	OHS3L
41	\$35,845.04(I)	\$18,103.80	OHS3L
42	\$36,083.41(I)	\$18,223.70	OHS3L
43	\$36,320.57(I)	\$18,343.60	OHS3L
44	\$36,560.15(I)	\$18,464.60	OHS3L
45	\$36,799.73(I)	\$18,585.60	OHS3L
46	\$37,046.57(I)	\$18,709.90	OHS3L
47	\$37,299.46(I)	\$18,837.50	OHS3L
48	\$37,560.82(I)	\$18,969.50	OHS3L
49	\$38,344.90(I)	\$19,365.50	OHS3L
50	\$39,063.64(I)	\$19,728.50	OHS3L
51	\$39,717.04(I)	\$20,058.50	OHS3L
52	\$40,305.10(I)	\$20,355.50	OHS3L
53	\$40,466.36(I)	\$20,487.50	OHS3L
54	\$41,089.18(I)	\$20,751.50	OHS3L
55	\$41,546.56(I)	\$20,982.50	OHS3L
56	\$41,938.60(I)	\$21,180.50	OHS3L
57	\$42,199.96(I)	\$21,312.50	OHS3L
58	\$42,526.66(I)	\$21,477.50	OHS3L
59	\$42,788.02(I)	\$21,609.50	OHS3L
60	\$43,049.38(I)	\$21,741.50	OHS3L

ISSUED: SEPTEMBER 30, 2011

EFFECTIVE: OCTOBER 1, 2011

ACCESS SERVICE

23 – Metropolitan Statistical Area Access Services (Cont'd)

23.5 Rates and Charges (Cont'd)

23.5.1 BellSouth SWA Dedicated Transport (Cont'd)

(Q) BellSouth SWA Managed Shared Network Service (Cont'd)

(1) DS3 Service - Flat rate per Local Channel, per Aggregation Location.
(Cont'd)

(b) Zone 2 – All States (Cont'd)

<u>Quantity of DS3s Per Aggregation Location</u>	<u>Month to Month/ 12 Month Rate</u>	<u>60 Month Rate</u>	<u>USOC</u>
61	\$43,965.35(I)	\$22,203.50	OHS3L
62	\$44,878.90(I)	\$22,665.30	OHS3L
63	\$45,792.45(I)	\$23,127.50	OHS3L
64	\$46,706.00(I)	\$23,589.50	OHS3L
65	\$47,619.55(I)	\$24,051.50	OHS3L
66	\$48,533.10(I)	\$24,513.50	OHS3L
67	\$49,446.65(I)	\$24,975.50	OHS3L
68	\$50,360.20(I)	\$25,437.50	OHS3L
69	\$51,273.75(I)	\$25,899.50	OHS3L
70	\$52,187.30(I)	\$26,361.50	OHS3L
71	\$53,100.85(I)	\$26,823.50	OHS3L
72	\$54,014.40(I)	\$27,285.50	OHS3L
73	\$54,927.95(I)	\$27,747.50	OHS3L
74	\$55,841.50(I)	\$28,209.50	OHS3L
75	\$56,755.05(I)	\$28,671.50	OHS3L
76	\$57,668.60(I)	\$29,133.50	OHS3L
77	\$58,582.15(I)	\$29,595.50	OHS3L
78	\$59,495.70(I)	\$30,057.50	OHS3L
79	\$60,409.25(I)	\$30,519.50	OHS3L
80	\$61,025.80(I)	\$30,981.50	OHS3L
81	\$62,236.35(I)	\$31,443.50	OHS3L
82	\$63,149.90(I)	\$31,905.50	OHS3L
83	\$64,063.45(I)	\$32,367.50	OHS3L
84	\$64,977.00(I)	\$32,829.50	OHS3L
85	\$65,890.55(I)	\$33,291.50	OHS3L
86	\$66,804.10(I)	\$33,753.50	OHS3L
87	\$67,717.65(I)	\$34,215.50	OHS3L
88	\$68,631.20(I)	\$34,677.50	OHS3L
89	\$69,544.75(I)	\$35,139.50	OHS3L
90	\$70,458.30(I)	\$35,601.50	OHS3L

ISSUED: SEPTEMBER 30, 2011

EFFECTIVE: OCTOBER 1, 2011

ACCESS SERVICE

23 – Metropolitan Statistical Area Access Services (Cont'd)

23.5 Rates and Charges (Cont'd)

23.5.1 BellSouth SWA Dedicated Transport (Cont'd)

(Q) BellSouth SWA Managed Shared Network Service (Cont'd)

(1) DS3 Service - Flat rate per Local Channel, per Aggregation Location
(Cont'd)

(b) Zone 2 – All States (Cont'd)

<u>Quantity of DS3s Per Aggregation Location</u>	<u>Month to Month/ 12 Month Rate</u>	<u>60 Month Rate</u>	<u>USOC</u>
91	\$71,371.85(I)	\$36,063.50	OHS3L
92	\$72,285.40(I)	\$36,525.50	OHS3L
93	\$73,198.95(I)	\$36,987.50	OHS3L
94	\$74,112.50(I)	\$37,449.50	OHS3L
95	\$75,026.05(I)	\$37,911.50	OHS3L
96	\$75,939.60(I)	\$38,373.50	OHS3L
97	\$76,853.15(I)	\$38,835.50	OHS3L
98	\$77,766.70(I)	\$39,297.50	OHS3L
99	\$78,680.25(I)	\$39,759.50	OHS3L
100	\$79,593.80(I)	\$40,221.50	OHS3L
101	\$80,507.35(I)	\$40,683.50	OHS3L
102	\$81,420.90(I)	\$41,145.50	OHS3L
103	\$82,334.45(I)	\$41,607.50	OHS3L
104	\$83,248.00(I)	\$42,069.50	OHS3L
105	\$84,161.55(I)	\$42,531.50	OHS3L
106	\$85,075.10(I)	\$42,993.50	OHS3L
107	\$85,988.65(I)	\$43,455.50	OHS3L
108	\$86,902.20(I)	\$43,917.50	OHS3L
109	\$87,815.75(I)	\$44,379.50	OHS3L
110	\$88,729.30(I)	\$44,841.50	OHS3L
111	\$89,642.85(I)	\$45,303.50	OHS3L
112	\$90,556.40(I)	\$45,765.50	OHS3L
113	\$91,469.95(I)	\$46,227.50	OHS3L
114	\$92,383.50(I)	\$46,689.50	OHS3L
115	\$93,297.05(I)	\$47,151.50	OHS3L
116	\$94,210.60(I)	\$47,613.50	OHS3L
117	\$95,124.15(I)	\$48,075.50	OHS3L
118	\$96,037.70(I)	\$48,537.50	OHS3L
119	\$96,951.25(I)	\$48,999.50	OHS3L
120	\$97,864.80(I)	\$49,461.50	OHS3L

ISSUED: SEPTEMBER 30, 2011

EFFECTIVE: OCTOBER 1, 2011

ACCESS SERVICE

23 – Metropolitan Statistical Area Access Services (Cont'd)

23.5 Rates and Charges (Cont'd)

23.5.1 BellSouth SWA Dedicated Transport (Cont'd)

(Q) BellSouth SWA Managed Shared Network Service (Cont'd)

(1) DS3 Service - Flat rate per Local Channel, per Aggregation Location.
(Cont'd)

(b) Zone 2 – All States (Cont'd)

<u>Quantity of DS3s Per Aggregation Location</u>	<u>Month to Month/ 12 Month Rate</u>	<u>60 Month Rate</u>	<u>USOC</u>
121	\$98,778.35(I)	\$49,923.50	OHS3L
122	\$99,691.90(I)	\$50,385.50	OHS3L
123	\$100,605.45(I)	\$50,847.50	OHS3L
124	\$101,519.00(I)	\$51,309.50	OHS3L
125	\$102,432.55(I)	\$51,771.50	OHS3L
126	\$103,346.10(I)	\$52,233.50	OHS3L
127	\$104,259.65(I)	\$52,695.50	OHS3L
128	\$105,173.20(I)	\$53,157.50	OHS3L
129	\$106,086.75(I)	\$53,619.50	OHS3L
130	\$107,000.30(I)	\$54,081.50	OHS3L
131	\$107,913.85(I)	\$54,543.50	OHS3L
132	\$108,827.40(I)	\$55,005.50	OHS3L
133	\$109,740.95(I)	\$55,467.50	OHS3L
134	\$110,654.50(I)	\$55,929.50	OHS3L
135	\$111,568.05(I)	\$56,391.50	OHS3L
136	\$112,481.60(I)	\$56,853.50	OHS3L
137	\$113,395.15(I)	\$57,315.50	OHS3L
138	\$114,308.70(I)	\$57,777.50	OHS3L
139	\$115,222.25(I)	\$58,239.50	OHS3L
140	\$116,135.80(I)	\$58,701.50	OHS3L
141	\$117,049.35(I)	\$59,163.50	OHS3L
142	\$117,962.90(I)	\$59,625.50	OHS3L
143	\$118,876.45(I)	\$60,087.50	OHS3L
144	\$120,890.00(I)	\$60,549.50	OHS3L
145	\$120,806.40(I)	\$61,017.00	OHS3L
146	\$121,726.00(I)	\$61,479.00	OHS3L
147	\$122,645.60(I)	\$61,941.00	OHS3L
148	\$123,553.10(I)	\$62,403.00	OHS3L
149	\$124,472.70(I)	\$62,865.00	OHS3L
150	\$125,380.20(I)	\$63,327.00	OHS3L

ISSUED: SEPTEMBER 30, 2011

EFFECTIVE: OCTOBER 1, 2011

ACCESS SERVICE

23 – Metropolitan Statistical Area Access Services (Cont'd)

23.5 Rates and Charges (Cont'd)

23.5.1 BellSouth SWA Dedicated Transport (Cont'd)

(Q) BellSouth SWA Managed Shared Network Service (Cont'd)

(1) DS3 Service - Flat rate per Local Channel, per Aggregation Location.
(Cont'd)

(b) Zone 2 – All States (Cont'd)

<u>Quantity of DS3s Per Aggregation Location</u>	<u>Month to Month/ 12 Month Rate</u>	<u>60 Month Rate</u>	<u>USOC</u>
151	\$126,299.80(I)	\$63,789.00	OHS3L
152	\$127,219.40(I)	\$64,251.00	OHS3L
153	\$128,126.90(I)	\$64,713.00	OHS3L
154	\$129,046.50(I)	\$65,175.00	OHS3L
155	\$129,954.00(I)	\$65,637.00	OHS3L
156	\$130,873.60(I)	\$66,099.00	OHS3L
157	\$131,793.20(I)	\$66,561.00	OHS3L
158	\$132,700.70(I)	\$67,023.00	OHS3L
159	\$133,620.30(I)	\$67,485.00	OHS3L
160	\$134,527.80(I)	\$67,947.00	OHS3L
161	\$135,447.40(I)	\$68,409.00	OHS3L
162	\$136,367.00(I)	\$68,871.00	OHS3L
163	\$137,274.50(I)	\$69,333.00	OHS3L
164	\$138,194.10(I)	\$69,795.00	OHS3L
165	\$139,101.60(I)	\$70,257.00	OHS3L
166	\$140,021.20(I)	\$70,719.00	OHS3L
167	\$140,940.80(I)	\$71,181.00	OHS3L
168	\$141,848.30(I)	\$71,643.00	OHS3L
169	\$142,767.90(I)	\$72,105.00	OHS3L
170	\$143,675.40(I)	\$72,567.00	OHS3L
171	\$144,595.00(I)	\$73,029.00	OHS3L
172	\$145,514.60(I)	\$73,491.00	OHS3L
173	\$146,422.10(I)	\$73,953.00	OHS3L
174	\$147,341.70(I)	\$74,415.00	OHS3L
175	\$148,249.20(I)	\$74,877.00	OHS3L
176	\$149,168.80(I)	\$75,339.00	OHS3L
177	\$150,088.40(I)	\$75,801.00	OHS3L
178	\$150,995.90(I)	\$76,263.00	OHS3L
179	\$151,915.50(I)	\$76,725.00	OHS3L
180	\$152,823.00(I)	\$77,187.00	OHS3L

ISSUED: SEPTEMBER 30, 2011

EFFECTIVE: OCTOBER 1, 2011

ACCESS SERVICE

23 – Metropolitan Statistical Area Access Services (Cont'd)

23.5 Rates and Charges (Cont'd)

23.5.1 BellSouth SWA Dedicated Transport (Cont'd)

(Q) BellSouth SWA Managed Shared Network Service (Cont'd)

(1) DS3 Service - Flat rate per Local Channel, per Aggregation Location.
(Cont'd)

(b) Zone 2 – All States (Cont'd)

<u>Quantity of DS3s Per Aggregation Location</u>	<u>Month to Month/ 12 Month Rate</u>	<u>60 Month Rate</u>	<u>USOC</u>
181	\$153,742.60(I)	\$77,649.00	OHS3L
182	\$154,662.20(I)	\$78,111.00	OHS3L
183	\$155,569.70(I)	\$78,573.00	OHS3L
184	\$156,489.30(I)	\$79,035.00	OHS3L
185	\$157,396.80(I)	\$79,497.00	OHS3L
186	\$158,316.40(I)	\$79,959.00	OHS3L
187	\$159,236.00(I)	\$80,421.00	OHS3L
188	\$160,143.50(I)	\$80,883.00	OHS3L
189	\$161,063.10(I)	\$81,345.00	OHS3L
190	\$161,970.60(I)	\$81,807.00	OHS3L
191	\$162,890.20(I)	\$82,269.00	OHS3L
192	\$163,809.80(I)	\$82,731.00	OHS3L

ISSUED: SEPTEMBER 30, 2011

EFFECTIVE: OCTOBER 1, 2011

ACCESS SERVICE

23 – Metropolitan Statistical Area Access Services (Cont'd)

23.5 Rates and Charges (Cont'd)

23.5.1 BellSouth SWA Dedicated Transport (Cont'd)

(Q) BellSouth SWA Managed Shared Network Service (Cont'd)

(1) DS3 Service - Flat rate per Local Channel, per Aggregation Location
(Cont'd)

(c) Zone 3 – All States

<u>Quantity of DS3s Per Aggregation Location</u>	<u>Month to Month/ 12 Month Rate</u>	<u>60 Month Rate</u>	<u>USOC</u>
1	\$10,303.15(I)	\$5,203.00	OHS3L
2	\$10,616.54(I)	\$5,361.40	OHS3L
3	\$10,931.14(I)	\$5,519.80	OHS3L
4	\$11,244.53(I)	\$5,678.20	OHS3L
5	\$12,812.69(I)	\$6,470.20	OHS3L
6	\$14,380.85(I)	\$7,262.20	OHS3L
7	\$16,154.71(I)	\$8,158.70	OHS3L
8	\$17,849.92(I)	\$9,014.50	OHS3L
9	\$19,464.06(I)	\$9,829.60	OHS3L
10	\$21,001.97(I)	\$10,606.20	OHS3L
11	\$22,467.28(I)	\$11,346.50	OHS3L
12	\$23,855.15(I)	\$12,047.20	OHS3L
13	\$25,175.26(I)	\$12,713.80	OHS3L
14	\$26,428.82(I)	\$13,347.40	OHS3L
15	\$27,615.83(I)	\$13,946.90	OHS3L
16	\$28,742.34(I)	\$14,515.60	OHS3L
17	\$29,804.72(I)	\$15,053.50	OHS3L
18	\$30,809.02(I)	\$15,560.60	OHS3L
19	\$31,755.24(I)	\$16,038.00	OHS3L
20	\$32,649.43(I)	\$16,489.00	OHS3L
21	\$33,495.22(I)	\$16,915.80	OHS3L
22	\$34,284.14(I)	\$17,316.20	OHS3L
23	\$35,031.92(I)	\$17,693.50	OHS3L
24	\$35,726.57(I)	\$18,044.40	OHS3L
25	\$36,391.96(I)	\$18,379.90	OHS3L
26	\$37,009.06(I)	\$18,691.20	OHS3L
27	\$37,589.86(I)	\$18,983.80	OHS3L
28	\$38,135.57(I)	\$19,259.90	OHS3L
29	\$38,643.77(I)	\$19,516.20	OHS3L
30	\$39,125.35(I)	\$19,760.40	OHS3L

ISSUED: SEPTEMBER 30, 2011

EFFECTIVE: OCTOBER 1, 2011

ACCESS SERVICE

23 – Metropolitan Statistical Area Access Services (Cont'd)

23.5 Rates and Charges (Cont'd)

23.5.1 BellSouth SWA Dedicated Transport (Cont'd)

(Q) BellSouth SWA Managed Shared Network Service (Cont'd)

(1) DS3 Service - Flat rate per Local Channel, per Aggregation Location.
(Cont'd)

(c) Zone 3 – All States (Cont'd)

<u>Quantity of DS3s Per Aggregation Location</u>	<u>Month to Month/ 12 Month Rate</u>	<u>60 Month Rate</u>	<u>USOC</u>
31	\$39,579.10(I)	\$19,989.20	OHS3L
32	\$40,002.60(I)	\$20,202.60	OHS3L
33	\$40,400.69(I)	\$20,405.00	OHS3L
34	\$40,781.84(I)	\$20,597.50	OHS3L
35	\$41,143.63(I)	\$20,779.00	OHS3L
36	\$41,481.22(I)	\$20,949.50	OHS3L
37	\$41,807.92(I)	\$21,114.50	OHS3L
38	\$42,123.73(I)	\$21,274.00	OHS3L
39	\$42,428.65(I)	\$21,429.10	OHS3L
40	\$42,722.68(I)	\$21,576.50	OHS3L
41	\$43,014.29(I)	\$21,725.00	OHS3L
42	\$43,299.85(I)	\$21,868.00	OHS3L
43	\$43,584.20(I)	\$22,012.10	OHS3L
44	\$43,872.18(I)	\$22,157.30	OHS3L
45	\$44,160.16(I)	\$22,302.50	OHS3L
46	\$44,455.40(I)	\$22,452.10	OHS3L
47	\$44,759.11(I)	\$22,605.00	OHS3L
48	\$45,072.50(I)	\$22,763.40	OHS3L
49	\$46,013.88(I)	\$23,238.60	OHS3L
50	\$46,876.61(I)	\$23,674.20	OHS3L
51	\$47,660.69(I)	\$24,070.20	OHS3L
52	\$48,366.12(I)	\$24,426.60	OHS3L
53	\$48,679.51(I)	\$24,585.00	OHS3L
54	\$49,307.50(I)	\$24,901.80	OHS3L
55	\$49,855.63(I)	\$25,179.00	OHS3L
56	\$50,326.32(I)	\$25,416.60	OHS3L
57	\$50,639.71(I)	\$25,575.00	OHS3L
58	\$51,031.75(I)	\$25,773.00	OHS3L
59	\$51,345.14(I)	\$25,931.40	OHS3L
60	\$51,659.74(I)	\$26,089.80	OHS3L

ISSUED: SEPTEMBER 30, 2011

EFFECTIVE: OCTOBER 1, 2011

ACCESS SERVICE

23 – Metropolitan Statistical Area Access Services (Cont'd)

23.5 Rates and Charges (Cont'd)

23.5.1 BellSouth SWA Dedicated Transport (Cont'd)

(Q) BellSouth SWA Managed Shared Network Service (Cont'd)

(1) DS3 Service - Flat rate per Local Channel, per Aggregation Location.
(Cont'd)

(c) Zone 3 – All States (Cont'd)

<u>Quantity of DS3s Per Aggregation Location</u>	<u>Month to Month/ 12 Month Rate</u>	<u>60 Month Rate</u>	<u>USOC</u>
61	\$52,762.05(I)	\$26,647.50	OHS3L
62	\$53,863.15(I)	\$27,203.00	OHS3L
63	\$54,964.25(I)	\$27,758.50	OHS3L
64	\$56,065.35(I)	\$28,314.00	OHS3L
65	\$57,166.45(I)	\$28,869.50	OHS3L
66	\$58,267.55(I)	\$29,425.00	OHS3L
67	\$59,368.65(I)	\$29,980.50	OHS3L
68	\$60,469.75(I)	\$30,536.00	OHS3L
69	\$61,570.85(I)	\$31,091.50	OHS3L
70	\$62,671.95(I)	\$31,647.00	OHS3L
71	\$63,773.05(I)	\$32,202.50	OHS3L
72	\$64,874.26(I)	\$32,758.00	OHS3L
73	\$65,975.25(I)	\$33,313.50	OHS3L
74	\$67,076.35(I)	\$33,869.00	OHS3L
75	\$67,977.25(I)	\$34,424.50	OHS3L
76	\$69,278.55(I)	\$34,980.00	OHS3L
77	\$70,379.65(I)	\$35,535.50	OHS3L
78	\$71,480.75(I)	\$36,091.00	OHS3L
79	\$72,581.85(I)	\$36,646.50	OHS3L
80	\$73,682.95(I)	\$37,202.00	OHS3L
81	\$74,784.05(I)	\$37,757.50	OHS3L
82	\$75,885.15(I)	\$38,313.00	OHS3L
83	\$76,986.25(I)	\$38,868.50	OHS3L
84	\$78,087.35(I)	\$39,424.00	OHS3L
85	\$79,188.45(I)	\$39,979.50	OHS3L
86	\$80,289.55(I)	\$40,535.00	OHS3L
87	\$81,390.65(I)	\$41,090.50	OHS3L
88	\$82,491.75(I)	\$41,646.00	OHS3L
89	\$83,592.85(I)	\$42,201.50	OHS3L
90	\$84,693.95(I)	\$42,757.00	OHS3L

ISSUED: SEPTEMBER 30, 2011

EFFECTIVE: OCTOBER 1, 2011

ACCESS SERVICE

23 – Metropolitan Statistical Area Access Services (Cont'd)

23.5 Rates and Charges (Cont'd)

23.5.1 BellSouth SWA Dedicated Transport (Cont'd)

(Q) BellSouth SWA Managed Shared Network Service (Cont'd)

(1) DS3 Service - Flat rate per Local Channel, per Aggregation Location.
(Cont'd)

(c) Zone 3 – All States (Cont'd)

<u>Quantity of DS3s Per Aggregation Location</u>	<u>Month to Month/ 12 Month Rate</u>	<u>60 Month Rate</u>	<u>USOC</u>
91	\$85,795.05(I)	\$43,312.50	OHS3L
92	\$86,896.15(I)	\$43,868.00	OHS3L
93	\$87,997.25(I)	\$44,423.50	OHS3L
94	\$89,098.35(I)	\$44,979.00	OHS3L
95	\$90,199.45(I)	\$45,534.50	OHS3L
96	\$91,300.55(I)	\$46,090.00	OHS3L
97	\$92,401.65(I)	\$46,645.50	OHS3L
98	\$93,502.75(I)	\$47,201.00	OHS3L
99	\$94,603.85(I)	\$47,756.50	OHS3L
100	\$95,704.95(I)	\$48,312.00	OHS3L
101	\$96,806.05(I)	\$48,867.50	OHS3L
102	\$97,907.15(I)	\$49,423.00	OHS3L
103	\$99,008.25(I)	\$49,978.50	OHS3L
104	\$100,109.35(I)	\$50,534.00	OHS3L
105	\$101,210.45(I)	\$51,089.50	OHS3L
106	\$102,311.55(I)	\$51,645.00	OHS3L
107	\$103,412.65(I)	\$52,200.50	OHS3L
108	\$104,513.75(I)	\$52,756.00	OHS3L
109	\$105,614.85(I)	\$53,311.50	OHS3L
110	\$106,715.95(I)	\$53,867.00	OHS3L
111	\$107,817.05(I)	\$54,422.50	OHS3L
112	\$108,918.15(I)	\$54,978.00	OHS3L
113	\$110,019.25(I)	\$55,533.50	OHS3L
114	\$111,120.35(I)	\$56,089.00	OHS3L
115	\$112,221.45(I)	\$56,644.50	OHS3L
116	\$113,322.55(I)	\$57,200.00	OHS3L
117	\$114,423.65(I)	\$57,755.50	OHS3L
118	\$115,524.75(I)	\$58,311.00	OHS3L
119	\$116,625.85(I)	\$58,866.50	OHS3L
120	\$117,726.95(I)	\$59,422.00	OHS3L

ISSUED: SEPTEMBER 30, 2011

EFFECTIVE: OCTOBER 1, 2011

ACCESS SERVICE

23 – Metropolitan Statistical Area Access Services (Cont'd)

23.5 Rates and Charges (Cont'd)

23.5.1 BellSouth SWA Dedicated Transport (Cont'd)

(Q) BellSouth SWA Managed Shared Network Service (Cont'd)

(1) DS3 Service - Flat rate per Local Channel, per Aggregation Location.
(Cont'd)

(c) Zone 3 – All States (Cont'd)

<u>Quantity of DS3s Per Aggregation Location</u>	<u>Month to Month/ 12 Month Rate</u>	<u>60 Month Rate</u>	<u>USOC</u>
121	\$118,828.05(I)	\$59,977.50	OHS3L
122	\$119,929.15(I)	\$60,533.00	OHS3L
123	\$121,030.25(I)	\$61,088.50	OHS3L
124	\$122,131.35(I)	\$61,644.00	OHS3L
125	\$123,232.45(I)	\$62,199.50	OHS3L
126	\$124,333.55(I)	\$62,755.00	OHS3L
127	\$125,434.65(I)	\$63,310.50	OHS3L
128	\$126,535.75(I)	\$63,866.00	OHS3L
129	\$127,636.85(I)	\$64,421.50	OHS3L
130	\$128,737.95(I)	\$64,977.00	OHS3L
131	\$129,839.05(I)	\$65,532.50	OHS3L
132	\$130,940.15(I)	\$66,088.00	OHS3L
133	\$132,041.25(I)	\$66,643.50	OHS3L
134	\$133,142.35(I)	\$67,199.00	OHS3L
135	\$134,243.45(I)	\$67,754.50	OHS3L
136	\$135,344.55(I)	\$68,310.00	OHS3L
137	\$136,445.65(I)	\$68,865.50	OHS3L
138	\$137,546.75(I)	\$69,421.00	OHS3L
139	\$138,647.85(I)	\$69,976.50	OHS3L
140	\$139,748.95(I)	\$70,532.00	OHS3L
141	\$140,850.05(I)	\$71,087.50	OHS3L
142	\$141,951.15(I)	\$71,643.00	OHS3L
143	\$143,052.25(I)	\$72,198.50	OHS3L
144	\$144,153.35(I)	\$72,754.00	OHS3L
145	\$144,970.10(I)	\$73,216.00	OHS3L
146	\$146,071.20(I)	\$73,777.00	OHS3L
147	\$147,172.30(I)	\$74,327.00	OHS3L
148	\$148,261.30(I)	\$74,888.00	OHS3L
149	\$149,362.40(I)	\$75,438.00	OHS3L
150	\$150,451.40(I)	\$75,988.00	OHS3L

ISSUED: SEPTEMBER 30, 2011

EFFECTIVE: OCTOBER 1, 2011

ACCESS SERVICE

23 – Metropolitan Statistical Area Access Services (Cont'd)

23.5 Rates and Charges (Cont'd)

23.5.1 BellSouth SWA Dedicated Transport (Cont'd)

(Q) BellSouth SWA Managed Shared Network Service (Cont'd)

(1) DS3 Service - Flat rate per Local Channel, per Aggregation Location.
(Cont'd)

(c) Zone 3 – All States (Cont'd)

<u>Quantity of DS3s Per Aggregation Location</u>	<u>Month to Month/ 12 Month Rate</u>	<u>60 Month Rate</u>	<u>USOC</u>
151	\$151,564.60(I)	\$76,549.00	OHS3L
152	\$152,665.70(I)	\$77,099.00	OHS3L
153	\$153,754.70(I)	\$77,660.00	OHS3L
154	\$154,855.80(I)	\$78,210.00	OHS3L
155	\$155,944.80(I)	\$78,760.00	OHS3L
156	\$157,045.90(I)	\$79,321.00	OHS3L
157	\$158,147.00(I)	\$79,871.00	OHS3L
158	\$159,236.00(I)	\$80,432.00	OHS3L
159	\$160,349.20(I)	\$80,982.00	OHS3L
160	\$161,438.20(I)	\$81,532.00	OHS3L
161	\$162,539.30(I)	\$82,093.00	OHS3L
162	\$163,640.40(I)	\$82,643.00	OHS3L
163	\$164,729.40(I)	\$83,204.00	OHS3L
164	\$165,830.50(I)	\$83,754.00	OHS3L
165	\$166,919.50(I)	\$84,304.00	OHS3L
166	\$168,020.60(I)	\$84,865.00	OHS3L
167	\$169,133.80(I)	\$85,415.00	OHS3L
168	\$170,222.80(I)	\$85,976.00	OHS3L
169	\$171,323.90(I)	\$86,526.00	OHS3L
170	\$172,412.90(I)	\$87,076.00	OHS3L
171	\$173,514.00(I)	\$87,637.00	OHS3L
172	\$174,615.10(I)	\$88,187.00	OHS3L
173	\$175,704.10(I)	\$88,748.00	OHS3L
174	\$176,805.20(I)	\$89,298.00	OHS3L
175	\$177,894.20(I)	\$89,848.00	OHS3L
176	\$179,007.40(I)	\$90,409.00	OHS3L
177	\$180,108.50(I)	\$90,959.00	OHS3L
178	\$181,197.50(I)	\$91,520.00	OHS3L
179	\$182,298.60(I)	\$92,070.00	OHS3L
180	\$183,387.60(I)	\$92,620.00	OHS3L

ISSUED: SEPTEMBER 30, 2011

EFFECTIVE: OCTOBER 1, 2011

ACCESS SERVICE

23 – Metropolitan Statistical Area Access Services (Cont'd)

23.5 Rates and Charges (Cont'd)

23.5.1 BellSouth SWA Dedicated Transport (Cont'd)

(Q) BellSouth SWA Managed Shared Network Service (Cont'd)

(1) DS3 Service - Flat rate per Local Channel, per Aggregation Location.
(Cont'd)

(c) Zone 3 – All States (Cont'd)

<u>Quantity of DS3s Per Aggregation Location</u>	<u>Month to Month/ 12 Month Rate</u>	<u>60 Month Rate</u>	<u>USOC</u>
181	\$184,488.70(I)	\$93,181.00	OHS3L
182	\$185,589.80(I)	\$93,731.00	OHS3L
183	\$186,678.80(I)	\$94,292.00	OHS3L
184	\$187,792.00(I)	\$94,842.00	OHS3L
185	\$188,881.00(I)	\$95,392.00	OHS3L
186	\$189,982.10(I)	\$95,953.00	OHS3L
187	\$191,083.20(I)	\$96,503.00	OHS3L
188	\$192,172.20(I)	\$97,064.00	OHS3L
189	\$193,273.30(I)	\$97,614.00	OHS3L
190	\$194,362.30(I)	\$98,164.00	OHS3L
191	\$195,463.40(I)	\$98,725.00	OHS3L
192	\$196,576.60(I)	\$99,275.00	OHS3L

ISSUED: SEPTEMBER 30, 2011

EFFECTIVE: OCTOBER 1, 2011

ACCESS SERVICE

23 – Metropolitan Statistical Area Access Services (Cont'd)

23.5 Rates and Charges (Cont'd)

23.5.1 BellSouth SWA Dedicated Transport (Cont'd)

(Q) BellSouth SWA Managed Shared Network Service (Cont'd)

(2) DS1 Interoffice Channel – Per DS1

(a) Mileage Band 0 – 8: Fixed

	Month to Month/ <u>12 Month Rate</u>	<u>60 Month Rate</u>	<u>USOC</u>
Zone 1 – All States	\$326.70(I)	\$121.00	1L5MS
Zone 2 – All States	\$359.37(I)	\$143.00	1L5MS
Zone 3 – All States	\$395.67(I)	\$198.00	1L5MS

(b) Mileage Band 0 – 8: Per Mile

	Month to Month/ <u>12 Month Rate</u>	<u>60 Month Rate</u>	<u>USOC</u>
Zone 1 – All States	N/A	N/A	1L5MS
Zone 2 – All States	N/A	N/A	1L5MS
Zone 3 – All States	N/A	N/A	1L5MS

(c) Mileage Band 9 – 25: Fixed

	Month to Month/ <u>12 Month Rate</u>	<u>60 Month Rate</u>	<u>USOC</u>
Zone 1 – All States	\$544.50(I)	\$220.00	1L5MS
Zone 2 – All States	\$598.95(I)	\$264.00	1L5MS
Zone 3 – All States	\$659.45(I)	\$330.00	1L5MS

(d) Mileage Band 9 – 25: Per Mile

	Month to Month/ <u>12 Month Rate</u>	<u>60 Month Rate</u>	<u>USOC</u>
Zone 1 – All States	N/A	N/A	1L5MS
Zone 2 – All States	N/A	N/A	1L5MS
Zone 3 – All States	N/A	N/A	1L5MS

ISSUED: SEPTEMBER 30, 2011

EFFECTIVE: OCTOBER 1, 2011

ACCESS SERVICE

23 – Metropolitan Statistical Area Access Services (Cont'd)

23.5 Rates and Charges (Cont'd)

23.5.1 BellSouth SWA Dedicated Transport (Cont'd)

(Q) BellSouth SWA Managed Shared Network Service (Cont'd)

(2) DS1 Interoffice Channel - Per DS1 (Cont'd)

(e) Mileage Band Over 25 Miles: Fixed

	Month to Month/ <u>12 Month Rate</u>	<u>60 Month Rate</u>	<u>USOC</u>
Zone 1 – All States	\$250.47(I)	\$126.50	1L5MS
Zone 2 – All States	\$275.88(I)	\$139.15	1L5MS
Zone 3 – All States	\$303.71(I)	\$151.80	1L5MS

(f) Mileage Band Over 25 Miles: Per Mile

	Month to Month/ <u>12 Month Rate</u>	<u>60 Month Rate</u>	<u>USOC</u>
Zone 1 – All States	\$18.15(I)	\$6.27	1L5MS
Zone 2 – All States	\$20.57(I)	\$7.26	1L5MS
Zone 3 – All States	\$22.99(I)	\$8.86	1L5MS

(3) DS0 Interoffice Channel - Per DS0

(a) Mileage Band 0 - 8 Miles: Fixed

	Month to Month/ <u>12 Month Rate</u>	<u>60 Month Rate</u>	<u>USOC</u>
All Zones – All States	\$50.82(I)	\$24.20	1L5MS

(b) Mileage Band 0 - 8 Miles: Per Mile

	Month to Month/ <u>12 Month Rate</u>	<u>60 Month Rate</u>	<u>USOC</u>
All Zones – All States	N/A	N/A	1L5MS

ISSUED: MAY 18, 2012

EFFECTIVE: MAY 19, 2012

ACCESS SERVICE

23 - Metropolitan Statistical Area Access Services (Cont'd)

23.5 Rates and Charges (Cont'd)

23.5.1 BellSouth SWA Dedicated Transport (Cont'd)

(Q) BellSouth SWA Managed Shared Network Service (Cont'd)

(3) DS0 Interoffice Channel - Per DS0 (Cont'd)

(c) Mileage Band 9 - 25 Miles: Fixed

	Month to Month/ <u>12</u> Month Rate	<u>60 Month Rate</u>	<u>USOC</u>	(Dx)
All Zones - All States	\$83.49	\$41.80	1L5MS	

(d) Mileage Band 9 - 25 Miles: Per Mile

	Month to Month/ <u>12</u> Month Rate	<u>60 Month Rate</u>	<u>USOC</u>	(Dx)
All Zones - All States	N/A	N/A	1L5MS	

(e) Mileage Band Over 25 Miles: Fixed

	Month to Month/ <u>12</u> Month Rate	<u>60 Month Rate</u>	<u>USOC</u>	(Dx)
All Zones - All States	\$43.56	\$22.00	1L5MS	

(f) Mileage Band Over 25 Miles: Per Mile

	Month to Month/ <u>12</u> Month Rate	<u>60 Month Rate</u>	<u>USOC</u>	(Dx)
All Zones - All States	\$3.51	\$1.54	1L5MS	

(Dx)

(Dx)

BELLSOUTH TELECOMMUNICATIONS
Four AT&T Plaza, Dallas, Texas 75202

TARIFF F.C.C. NO. 1
3RD REVISED PAGE 23-70
CANCELS 2ND REVISED PAGE 23-70

ISSUED: MAY 18, 2012

EFFECTIVE: MAY 19, 2012

(x) Issued under authority of Special Permission No. 12-011 of the FCC in order to withdraw material filed under Transmittal No. 29 without its becoming effective and to restore currently effective material.

ISSUED: SEPTEMBER 30, 2011

EFFECTIVE: OCTOBER 1, 2011

ACCESS SERVICE

23 – Metropolitan Statistical Area Access Services (Cont'd)

23.5 Rates and Charges (Cont'd)

23.5.1 BellSouth SWA Dedicated Transport (Cont'd)

(Q) BellSouth SWA Managed Shared Network Service (Cont'd)

(4) DS1 and DS0 Interfaces- Per Interface

(a) DS1

	Month to Month/ <u>12 Month Rate</u>	<u>60 Month Rate</u>	<u>USOC</u>
Zone 1 – All States	\$76.23(I)	\$38.50	OHS1S
Zone 2 – All States	\$83.49(I)	\$42.90	OHS1S
Zone 3 – All States	\$91.96(I)	\$57.20	OHS1S

(b) DS1 Message Trunk Interface

	Month to Month/ <u>12 Month Rate</u>	<u>60 Month Rate</u>	<u>USOC</u>
Zone 1 – All States	\$199.65(I)	\$110.00	OHS1M
Zone 2 – All States	\$223.85(I)	\$132.00	OHS1M
Zone 3 – All States	\$254.10(I)	\$154.00	OHS1M

(c) DS0 – per line side connection

	Month to Month/ <u>12 Month Rate</u>	<u>60 Month Rate</u>	<u>USOC</u>
All Zones - All States	\$39.93(I)	\$20.90	OHSOL

(d) DS0 – per trunk side connection

	Month to Month/ <u>12 Month Rate</u>	<u>60 Month Rate</u>	<u>USOC</u>
All Zones - All States	\$39.93(I)	\$20.90	OHSOT

ISSUED: SEPTEMBER 30, 2011

EFFECTIVE: OCTOBER 1, 2011

ACCESS SERVICE

23 – Metropolitan Statistical Area Access Services (Cont'd)

23.5 Rates and Charges (Cont'd)

23.5.1 BellSouth SWA Dedicated Transport (Cont'd)

(R) BellSouth SWA SONET Transport Components

- (1) SONET Local Channel Systems, (Includes first one-half air mile), (Per Local Channel)

	Month to Month Rates	USOC
(a) STS-1 Service, per system		
Zone 1	\$2226.40(I)	SONLA
Zone 2	\$2226.40(I)	SONLA
Zone 3	\$2226.40(I)	SONLA
(b) OC-3 Service, per system		
Zone 1	\$4210.80(I)	SONLA
Zone 2	\$4210.80(I)	SONLA
Zone 3	\$4210.80(I)	SONLA
(c) OC-3 service, per system with Optical Customer Termination		
Zone 1	\$2942.72(I)	SONLB
Zone 2	\$2942.72(I)	SONLB
Zone 3	\$2942.72(I)	SONLB
(d) OC-3 Service, per system with Optical Serving Wire Center Termination		
Zone 1	\$2942.72(I)	SONLC
Zone 2	\$2942.72(I)	SONLC
Zone 3	\$2942.72(I)	SONLC
(e) OC-12 Service, per system		
Zone 1	\$6655.00(I)	SONLA
Zone 2	\$6655.00(I)	SONLA
Zone 3	\$6655.00(I)	SONLA
(f) OC-12 Service, per system with Optical Customer Termination		
Zone 1	\$4646.40(I)	SONLB
Zone 2	\$4646.40(I)	SONLB
Zone 3	\$4646.40(I)	SONLB
(g) OC-12 service, per system with Optical Serving Wire Center Termination		
Zone 1	\$4646.40(I)	SONLC
Zone 1	\$4646.40(I)	SONLC
Zone 1	\$4646.40(I)	SONLC

(This page filed under Transmittal No. 0014)

All BellSouth marks contained herein and as set forth in the trademarks and servicemarks section of this Tariff are owned by BellSouth Intellectual Property Corporation.

ISSUED: SEPTEMBER 30, 2011

EFFECTIVE: OCTOBER 1, 2011

ACCESS SERVICE

23 – Metropolitan Statistical Area Access Services (Cont'd)

23.5 Rates and Charges (Cont'd)

23.5.1 BellSouth SWA Dedicated Transport (Cont'd)

(R) BellSouth SWA SONET Transport Components (Cont'd)

(1) SONET Local Channel Systems, (Includes first one-half air mile), (Per Local Channel) (Cont'd)

	Month to Month <u>Rates</u>	<u>USOC</u>
(h) OC-48 Service, per system		
Zone 1	\$15730.00(I)	SONLA
Zone 2	\$15730.00(I)	SONLA
Zone 3	\$15730.00(I)	SONLA
(i) OC-48 service, per system with Optical Customer Termination		
Zone 1	\$9680.00(I)	SONLB
Zone 2	\$9680.00(I)	SONLB
Zone 3	\$9680.00(I)	SONLB
(j) OC-48 Service, per system with Optical Serving Wire Center Termination		
Zone 1	\$9680.00(I)	SONLC
Zone 2	\$9680.00(I)	SONLC
Zone 3	\$9680.00(I)	SONLC
(k) OC-192 Service, per system		
Zone 1	\$31460.00(I)	SONLA
Zone 2	\$31460.00(I)	SONLA
Zone 3	\$31460.00(I)	SONLA

(This page filed under Transmittal No. 0014)

All BellSouth marks contained herein and as set forth in the trademarks and servicemarks section of this Tariff are owned by BellSouth Intellectual Property Corporation.

ISSUED: SEPTEMBER 30, 2011

EFFECTIVE: OCTOBER 1, 2011

ACCESS SERVICE

23 – Metropolitan Statistical Area Access Services (Cont'd)

23.5 Rates and Charges (Cont'd)

23.5.1 BellSouth SWA Dedicated Transport (Cont'd)

(R) BellSouth SWA SONET Transport Components (Cont'd)

(2) Synchronous Channel Interfaces

	<u>Month to Month Rates</u>	<u>USOC</u>
(a) <u>Central Office Channel Interfaces</u>		
Per STS-1	\$ 199.65(I)	SONC4
Per OC-3 {2 Fiber}	\$ 272.25(I)	SONC2
{4 Fiber}	\$ 484.00(I)	SONC4
Per OC-12 {2 Fiber}	\$ 726.00(I)	SONC2
{4 Fiber}	\$1452.00(I)	SONC4
Per OC-48 {2 Fiber}	\$1815.00(I)	SONC2
{4 Fiber}	\$3630.00(I)	SONC4
Per STS-1 Channel System	\$ 623.15(I)	SONCS
Per OC-3 Channel System	\$1512.50(I)	SONCS
Per OC-12 Channel System	\$3025.00(I)	SONCS
Per OC-48 Channel System	\$6231.50(I)	SONCS
Per OC-192 Channel System	\$12,100.00(I)	SONCS

(This page filed under Transmittal No. 0014)

All BellSouth marks contained herein and as set forth in the trademarks and servicemarks section of this
Tariff are owned by BellSouth Intellectual Property Corporation.

ISSUED: SEPTEMBER 30, 2011

EFFECTIVE: OCTOBER 1, 2011

ACCESS SERVICE

23 – Metropolitan Statistical Area Access Services (Cont'd)

23.5 Rates and Charges (Cont'd)

23.5.1 BellSouth SWA Dedicated Transport (Cont'd)

(R) BellSouth SWA SONET Transport Components (Cont'd)

(2) Synchronous Channel Interfaces (Cont'd)

	<u>Month to Month Rates</u>	<u>USOC</u>
(b) Customer Channel Interfaces		
Per STS-1	\$ 272.25(I)	SONU1
Per OC-3 {2 Fiber} {4 Fiber}	\$ 272.25(I) \$ 544.50(I)	SONU2 SONU4
Per OC-12 {2 Fiber} {4 Fiber}	\$ 816.75(I) \$1633.50(I)	SONU2 SONU4
Per OC-48 {2 Fiber} {4 Fiber}	\$1815.00(I) \$3630.00(I)	SONU2 SONU4

(3) SONET Local Channel System Additional Mileage

(a) Additional one-half air mile

Each Additional system one-half air mile

Zone 1	\$272.25(I)	SONLM
Zone 2	\$272.25(I)	SONLM
Zone 3	\$272.25(I)	SONLM

(This page filed under Transmittal No. 0014)

All BellSouth marks contained herein and as set forth in the trademarks and servicemarks section of this
Tariff are owned by BellSouth Intellectual Property Corporation.

ISSUED: JUNE 16, 2011

EFFECTIVE: JULY 1, 2011

ACCESS SERVICE

23 – Metropolitan Statistical Area Access Services (Cont'd)

23.5 Rates and Charges (Cont'd)

23.5.1 BellSouth SWA Dedicated Transport (Cont'd)

(R) BellSouth SWA SONET Transport Components (Cont'd)

(4) SONET Local Channel Systems, Includes first one-half air mile)(Cont'd)

	Transport Payment Plan Rates			USOC
	Plan A	Plan B	Plan C	
	12 to 36	37 to 60	61 to 96	
	Months	Months	Months	
	Per Month Rates			
(a) STS-1 Service, per system				
Zone 1	\$1355.75	\$1215.50	\$1075.25	SONLA
Zone 2	\$1355.75	\$1215.50	\$1075.25	SONLA
Zone 3	\$1355.75	\$1215.50	\$1075.25	SONLA
(b) OC-3 Service, per system				
Zone 1	\$2805.00	\$2524.50	\$2244.00	SONLA
Zone 2	\$2805.00	\$2524.50	\$2244.00	SONLA
Zone 3	\$2805.00	\$2524.50	\$2244.00	SONLA
(c) OC-3 Service, per system with Optical Customer Termination				
Zone 1	\$2164.80	\$1953.60	\$1742.40	SONLB
Zone 2	\$2164.80	\$1953.60	\$1742.40	SONLB
Zone 3	\$2164.80	\$1953.60	\$1742.40	SONLB
(d) OC-3 Service, per system with Optical Serving Wire Center Termination				
Zone 1	\$2164.80	\$1953.60	\$1742.40	SONLC
Zone 2	\$2164.80	\$1953.60	\$1742.40	SONLC
Zone 3	\$2164.80	\$1953.60	\$1742.40	SONLC
(e) OC-12 Service, per system				
Zone 1	\$5610.00	\$5060.00	\$4565.00	SONLA
Zone 2	\$5610.00	\$5060.00	\$4565.00	SONLA
Zone 3	\$5610.00	\$5060.00	\$4565.00	SONLA
(f) OC-12 Service, per system with Optical Customer Termination				
Zone 1	\$3854.40	\$3520.00	\$3168.00	SONLB
Zone 2	\$3854.40	\$3520.00	\$3168.00	SONLB
Zone 3	\$3854.40	\$3520.00	\$3168.00	SONLB

(This page filed under Transmittal No. 1)

All BellSouth marks contained herein and as set forth in the trademarks and servicemarks section of this Tariff are owned by BellSouth Intellectual Property Corporation.

ISSUED: JUNE 16, 2011

EFFECTIVE: JULY 1, 2011

ACCESS SERVICE

23 – Metropolitan Statistical Area Access Services (Cont'd)

23.5 Rates and Charges (Cont'd)

23.5.1 BellSouth SWA Dedicated Transport (Cont'd)

(R) BellSouth SWA SONET Transport Components (Cont'd)

(4) SONET Local Channel Systems, Includes first one-half air mile)
(Cont'd)

	Transport	Payment	Plan Rates	
	Plan A	Plan B	Plan C	
	12 to 36	37 to 60	61 to 96	
	Months	Months	Months	USOC
	Per Month Rates			
(g) OC-12 Service, per system with Optical Serving Wire Center Termination				
Zone 1	\$3854.40	\$3520.00	\$3168.00	SONLC
Zone 2	\$3854.40	\$3520.00	\$3168.00	SONLC
Zone 3	\$3854.40	\$3520.00	\$3168.00	SONLC
(h) OC-48 Service, per system				
Zone 1	\$12100.00	\$11000.00	\$9900.00	SONLA
Zone 2	\$12100.00	\$11000.00	\$9900.00	SONLA
Zone 3	\$12100.00	\$11000.00	\$9900.00	SONLA
(i) OC-48 Service, per system with Optical Customer Termination				
Zone 1	\$7744.00	\$7040.00	\$6336.00	SONLB
Zone 2	\$7744.00	\$7040.00	\$6336.00	SONLB
Zone 3	\$7744.00	\$7040.00	\$6336.00	SONLB
(j) OC-48 Service, per system with Optical Serving Wire Center Termination				
Zone 1	\$7744.00	\$7040.00	\$6336.00	SONLC
Zone 2	\$7744.00	\$7040.00	\$6336.00	SONLC
Zone 3	\$7744.00	\$7040.00	\$6336.00	SONLC
(k) OC-192 Service, per system				
Zone 1	\$20570.00	\$18700.00	\$16830.00	SONLA
Zone 2	\$20570.00	\$18700.00	\$16830.00	SONLA
Zone 3	\$20570.00	\$18700.00	\$16830.00	SONLA

(This page filed under Transmittal No. 1)

All BellSouth marks contained herein and as set forth in the trademarks and servicemarks section of this Tariff are owned by BellSouth Intellectual Property Corporation.

ISSUED: JUNE 16, 2011

EFFECTIVE: JULY 1, 2011

ACCESS SERVICE

23 – Metropolitan Statistical Area Access Services (Cont'd)

23.5 Rates and Charges (Cont'd)

23.5.1 BellSouth SWA Dedicated Transport (Cont'd)

(R) BellSouth SWA SONET Transport Components (Cont'd)

(5) Synchronous Channel Interfaces

		Transport Payment Plan Rates			
		Plan A	Plan B	Plan C	
		12 to 36	37 to 60	61 to 96	
		Months	Months	Months	USOC
		Per Month Rates			
(a)Central Office Channel Interfaces					
Per STS-1		\$ 143.00	\$ 134.75	\$ 123.20	SONC4
Per OC-3 (2 Fiber)		\$ 198.00	\$ 181.50	\$ 165.00	SONC2
	(4 Fiber)	\$ 341.00	\$ 310.20	\$ 280.50	SONC4
Per OC-12 (2 Fiber)		\$ 511.50	\$ 467.50	\$ 418.00	SONC2
	(4 Fiber)	\$1023.00	\$ 935.00	\$ 836.00	SONC4
Per OC-48 (2 Fiber)		\$1375.00	\$1265.00	\$1083.50	SONC2
	(4 Fiber)	\$2750.00	\$2530.00	\$2172.50	SONC4
Per STS-1 Channel System		\$ 506.00	\$ 478.50	\$ 467.50	SONCS
Per OC-3 Channel System		\$1138.50	\$1034.00	\$ 935.00	SONCS
Per OC-12 Channel System		\$2282.50	\$2068.00	\$1870.00	SONCS
Per OC-48 Channel System		\$4565.00	\$4180.00	\$3630.00	SONCS
Per OC-192 Channel System		\$8800.00	\$8360.00	\$7260.00	SONCS

(This page filed under Transmittal No. 1)

All BellSouth marks contained herein and as set forth in the trademarks and servicemarks section of this
Tariff are owned by BellSouth Intellectual Property Corporation.

ISSUED: JUNE 16, 2011

EFFECTIVE: JULY 1, 2011

ACCESS SERVICE

23 – Metropolitan Statistical Area Access Services (Cont'd)

23.5 Rates and Charges (Cont'd)

23.5.1 BellSouth SWA Dedicated Transport (Cont'd)

(R) BellSouth SWA SONET Transport Components (Cont'd)

(5) Synchronous Channel Interfaces (Cont'd)

	Transport Payment Plan Rates			<u>USOC</u>
	Plan A	Plan B	Plan C	
	12 to 36	37 to 60	61 to 96	
	Months	Months	Months	
	<u>Per Month Rates</u>			
(b)Customer Channel Interfaces				
Per STS-1	\$ 203.50	\$ 192.50	\$ 181.50	SONU1
Per OC-3 { 2 Fiber { 4 Fiber}	\$ 198.00	\$ 181.50	\$ 165.00	SONU2
	\$ 385.00	\$ 363.00	\$ 330.00	SONU4
Per OC-12{ 2 Fiber { 4 Fiber}	\$ 588.50	\$ 544.50	\$ 495.00	SONU2
	\$1182.50	\$1089.00	\$ 990.00	SONU4
Per OC-48 { 2 Fiber { 4 Fiber}	\$1375.00	\$1265.00	\$1083.50	SONU2
	\$2750.00	\$2530.00	\$2172.50	SONU4

(6) SONET Local Channel System Additional Mileage

(a)Each additional system one-half air mile

Zone 1	\$ 209.00	\$ 187.00	\$ 165.00	SONLM
Zone 2	\$ 209.00	\$ 187.00	\$ 165.00	SONLM
Zone 3	\$ 209.00	\$ 187.00	\$ 165.00	SONLM

(This page filed under Transmittal No. 1)

All BellSouth marks contained herein and as set forth in the trademarks and servicemarks section of this
Tariff are owned by BellSouth Intellectual Property Corporation.

ISSUED: SEPTEMBER 30, 2011

EFFECTIVE: OCTOBER 1, 2011

ACCESS SERVICE

23 – Metropolitan Statistical Area Access Services (Cont'd)

23.5 Rates and Charges (Cont'd)

23.5.1 BellSouth SWA Dedicated Transport (Cont'd)

(R) BellSouth SWA SONET Transport Components (Cont'd)

(7) SONET Interoffice Channel

	Month to Month Rates	USOC
(a) STS-1 service Interoffice Channel System		
Mileage Band 0-8, Fixed, per System		
Zone 1	\$1730.30(I)	SON1C
Zone 2	\$1730.30(I)	SON1C
Zone 3	\$1730.30(I)	SON1C
Mileage Band 0-8, Per Mile		
Zone 1	\$157.30(I)	SON1C
Zone 2	\$157.30(I)	SON1C
Zone 3	\$157.30(I)	SON1C
Mileage Band 9-25, Fixed, per System		
Zone 1	\$1936.00(I)	SON1C
Zone 2	\$1936.00(I)	SON1C
Zone 3	\$1936.00(I)	SON1C
Mileage Band 9-25, Per Mile		
Zone 1	\$157.30(I)	SON1C
Zone 2	\$157.30(I)	SON1C
Zone 3	\$157.30(I)	SON1C
Mileage Band 26+, Fixed, per System		
Zone 1	\$2262.70(I)	SON1C
Zone 2	\$2262.70(I)	SON1C
Zone 3	\$2262.70(I)	SON1C
Mileage Band 26+, Per Mile		
Zone 1	\$157.30(I)	SON1C
Zone 2	\$157.30(I)	SON1C
Zone 3	\$157.30(I)	SON1C

(This page filed under Transmittal No. 0014)

All BellSouth marks contained herein and as set forth in the trademarks and servicemarks section of this
Tariff are owned by BellSouth Intellectual Property Corporation.

ISSUED: SEPTEMBER 30, 2011

EFFECTIVE: OCTOBER 1, 2011

ACCESS SERVICE

23 – Metropolitan Statistical Area Access Services (Cont'd)

23.5 Rates and Charges (Cont'd)

23.5.1 BellSouth SWA Dedicated Transport (Cont'd)

(R) BellSouth SWA SONET Transport Components (Cont'd)

(7) SONET Interoffice Channel (Cont'd)

	Month to Month Rates	USOC
(b) OC-3 service Interoffice Channel System		
Mileage Band 0-8, Fixed, per System		
Zone 1	\$2722.50(I)	SON1C
Zone 2	\$2722.50(I)	SON1C
Zone 3	\$2722.50(I)	SON1C
Mileage Band 0-8, Per Mile		
Zone 1	\$338.80(I)	SON1C
Zone 2	\$338.80(I)	SON1C
Zone 3	\$338.80(I)	SON1C
Mileage Band 9-25, Fixed, per System		
Zone 1	\$2722.50(I)	SON1C
Zone 2	\$2722.50(I)	SON1C
Zone 3	\$2722.50(I)	SON1C
Mileage Band 9-25, Per Mile		
Zone 1	\$338.80(I)	SON1C
Zone 2	\$338.80(I)	SON1C
Zone 3	\$338.80(I)	SON1C
Mileage Band 26+, Fixed, per System		
Zone 1	\$2722.50(I)	SON1C
Zone 2	\$2722.50(I)	SON1C
Zone 3	\$2722.50(I)	SON1C
Mileage Band 26+, Per Mile		
Zone 1	\$338.80(I)	SON1C
Zone 2	\$338.80(I)	SON1C
Zone 3	\$338.80(I)	SON1C

(This page filed under Transmittal No. 0014)

All BellSouth marks contained herein and as set forth in the trademarks and servicemarks section of this
Tariff are owned by BellSouth Intellectual Property Corporation.

ISSUED: SEPTEMBER 30, 2011

EFFECTIVE: OCTOBER 1, 2011

ACCESS SERVICE

23 – Metropolitan Statistical Area Access Services (Cont'd)

23.5 Rates and Charges (Cont'd)

23.5.1 BellSouth SWA Dedicated Transport (Cont'd)

(R) BellSouth SWA SONET Transport Components (Cont'd)

(7) SONET Interoffice Channel (Cont'd)

	Month to Month Rates	USOC
(c) OC-12 service Interoffice Channel System		
Mileage Band 0-8, Fixed, per System		
Zone 1	\$4840.00(I)	SON1C
Zone 2	\$4840.00(I)	SON1C
Zone 3	\$4840.00(I)	SON1C
Mileage Band 0-8, Per Mile		
Zone 1	\$484.00(I)	SON1C
Zone 2	\$484.00(I)	SON1C
Zone 3	\$484.00(I)	SON1C
Mileage Band 9-25, Fixed, per System		
Zone 1	\$6655.00(I)	SON1C
Zone 2	\$6655.00(I)	SON1C
Zone 3	\$6655.00(I)	SON1C
Mileage Band 9-25, Per Mile		
Zone 1	\$484.00(I)	SON1C
Zone 2	\$484.00(I)	SON1C
Zone 3	\$484.00(I)	SON1C
Mileage Band 26+, Fixed, per System		
Zone 1	\$8712.00(I)	SON1C
Zone 2	\$8712.00(I)	SON1C
Zone 3	\$8712.00(I)	SON1C
Mileage Band 26+, Per Mile		
Zone 1	\$484.00(I)	SON1C
Zone 2	\$484.00(I)	SON1C
Zone 3	\$484.00(I)	SON1C

(This page filed under Transmittal No. 0014)

All BellSouth marks contained herein and as set forth in the trademarks and servicemarks section of this
Tariff are owned by BellSouth Intellectual Property Corporation.

ISSUED: SEPTEMBER 30, 2011

EFFECTIVE: OCTOBER 1, 2011

ACCESS SERVICE

23 – Metropolitan Statistical Area Access Services (Cont'd)

23.5 Rates and Charges (Cont'd)

23.5.1 BellSouth SWA Dedicated Transport (Cont'd)

(R) BellSouth SWA SONET Transport Components (Cont'd)

(7) SONET Interoffice Channel (Cont'd)

	Month to Month Rates	USOC
(d) OC-48 service Interoffice Channel System		
Mileage Band 0-8, Fixed, per System		
Zone 1	\$9438.00(I)	SON1C
Zone 2	\$9438.00(I)	SON1C
Zone 3	\$9438.00(I)	SON1C
Mileage Band 0-8, Per Mile		
Zone 1	\$726.00(I)	SON1C
Zone 2	\$726.00(I)	SON1C
Zone 3	\$726.00(I)	SON1C
Mileage Band 9-25, Fixed, per System		
Zone 1	\$10527.00(I)	SON1C
Zone 2	\$10527.00(I)	SON1C
Zone 3	\$10527.00(I)	SON1C
Mileage Band 9-25, Per Mile		
Zone 1	\$726.00(I)	SON1C
Zone 2	\$726.00(I)	SON1C
Zone 3	\$726.00(I)	SON1C
Mileage Band 26+, Fixed, per System		
Zone 1	\$12100.00(I)	SON1C
Zone 2	\$12100.00(I)	SON1C
Zone 3	\$12100.00(I)	SON1C
Mileage Band 26+, Per Mile		
Zone 1	\$726.00(I)	SON1C
Zone 2	\$726.00(I)	SON1C
Zone 3	\$726.00(I)	SON1C

(This page filed under Transmittal No. 0014)

All BellSouth marks contained herein and as set forth in the trademarks and servicemarks section of this
Tariff are owned by BellSouth Intellectual Property Corporation.

ISSUED: SEPTEMBER 30, 2011

EFFECTIVE: OCTOBER 1, 2011

ACCESS SERVICE

23 – Metropolitan Statistical Area Access Services (Cont'd)

23.5 Rates and Charges (Cont'd)

23.5.1 BellSouth SWA Dedicated Transport (Cont'd)

(R) BellSouth SWA SONET Transport Components (Cont'd)

(7) SONET Interoffice Channel (Cont'd)

	Month to Month Rates	USOC
(e) OC-192 service Interoffice Channel System		
Mileage Band 0-8, Fixed, per System		
Zone 1	\$22990.00(I)	SON1C
Zone 2	\$22990.00(I)	SON1C
Zone 3	\$22990.00(I)	SON1C
Mileage Band 0-8, Per Mile		
Zone 1	\$726.00(I)	SON1C
Zone 2	\$726.00(I)	SON1C
Zone 3	\$726.00(I)	SON1C
Mileage Band 9-25, Fixed, per System		
Zone 1	\$24079.00(I)	SON1C
Zone 2	\$24079.00(I)	SON1C
Zone 3	\$24079.00(I)	SON1C
Mileage Band 9-25, Per Mile		
Zone 1	\$726.00(I)	SON1C
Zone 2	\$726.00(I)	SON1C
Zone 3	\$726.00(I)	SON1C
Mileage Band 26+, Fixed, per System		
Zone 1	\$26620.00(I)	SON1C
Zone 2	\$26620.00(I)	SON1C
Zone 3	\$26620.00(I)	SON1C
Mileage Band 26+, Per Mile		
Zone 1	\$726.00(I)	SON1C
Zone 2	\$726.00(I)	SON1C
Zone 3	\$726.00(I)	SON1C

(This page filed under Transmittal No. 0014)

All BellSouth marks contained herein and as set forth in the trademarks and servicemarks section of this
Tariff are owned by BellSouth Intellectual Property Corporation.

ISSUED: JUNE 16, 2011

EFFECTIVE: JULY 1, 2011

ACCESS SERVICE

23 – Metropolitan Statistical Area Access Services (Cont'd)

23.5 Rates and Charges (Cont'd)

23.5.1 BellSouth SWA Dedicated Transport (Cont'd)

(R) BellSouth SWA SONET Transport Components (Cont'd)

(7) SONET Interoffice Channel (Cont'd)

Transport Payment Plan Rates					USOC
Plan A		Plan B		Plan C	
12 to 36		37 to 60		61 to 96	
Months		Months		Months	
Per Month Rates					
(f) STS-1 service Interoffice Channel System					
Mileage Band 0-8, Fixed, per System					
Zone 1	\$1072.50	\$852.50	\$687.50		SON1C
Zone 2	\$1072.50	\$852.50	\$687.50		SON1C
Zone 3	\$1072.50	\$852.50	\$687.50		SON1C
Mileage Band 0-8, per Mile					
Zone 1	\$88.00	\$77.00	\$66.00		SON1C
Zone 2	\$88.00	\$77.00	\$66.00		SON1C
Zone 3	\$88.00	\$77.00	\$66.00		SON1C
Mileage Band 9-25, Fixed, per System					
Zone 1	\$1237.50	\$1017.50	\$852.50		SON1C
Zone 2	\$1237.50	\$1017.50	\$852.50		SON1C
Zone 3	\$1237.50	\$1017.50	\$852.50		SON1C
Mileage Band 9-25, per Mile					
Zone 1	\$88.00	\$77.00	\$66.00		SON1C
Zone 2	\$88.00	\$77.00	\$66.00		SON1C
Zone 3	\$88.00	\$77.00	\$66.00		SON1C
Mileage Band 26+, Fixed, per System					
Zone 1	\$1457.50	\$1237.50	\$1017.50		SON1C
Zone 2	\$1457.50	\$1237.50	\$1017.50		SON1C
Zone 3	\$1457.50	\$1237.50	\$1017.50		SON1C
Mileage Band 26+, per Mile					
Zone 1	\$88.00	\$77.00	\$66.00		SON1C
Zone 2	\$88.00	\$77.00	\$66.00		SON1C
Zone 3	\$88.00	\$77.00	\$66.00		SON1C

(This page filed under Transmittal No. 1)

All BellSouth marks contained herein and as set forth in the trademarks and servicemarks section of this Tariff are owned by BellSouth Intellectual Property Corporation.

ISSUED: JUNE 16, 2011

EFFECTIVE: JULY 1, 2011

ACCESS SERVICE

23 – Metropolitan Statistical Area Access Services (Cont'd)

23.5 Rates and Charges (Cont'd)

23.5.1 BellSouth SWA Dedicated Transport (Cont'd)

(R) BellSouth SWA SONET Transport Components (Cont'd)

(7) SNET Interoffice Channel (Cont'd)

	Transport Plan A 12 to 36 Months	Payment Plan B 37 to 60 Months	Plan C 61 to 96 Months	USOC
	Per Month Rates			
(g) OC-3 service Interoffice Channel System				
Mileage Band 0-8, Fixed, per System				
Zone 1	\$2310.00	\$2200.00	\$1969.00	SON1C
Zone 2	\$2310.00	\$2200.00	\$1969.00	SON1C
Zone 3	\$2310.00	\$2200.00	\$1969.00	SON1C
Mileage Band 0-8, per Mile				
Zone 1	\$308.00	\$242.00	\$209.00	SON1C
Zone 2	\$308.00	\$242.00	\$209.00	SON1C
Zone 3	\$308.00	\$242.00	\$209.00	SON1C
Mileage Band 9-25, Fixed, per System				
Zone 1	\$2310.00	\$2200.00	\$1969.00	SON1C
Zone 2	\$2310.00	\$2200.00	\$1969.00	SON1C
Zone 3	\$2310.00	\$2200.00	\$1969.00	SON1C
Mileage Band 9-25, per Mile				
Zone 1	\$308.00	\$242.00	\$209.00	SON1C
Zone 2	\$308.00	\$242.00	\$209.00	SON1C
Zone 3	\$308.00	\$242.00	\$209.00	SON1C
Mileage Band 26+, Fixed, per System				
Zone 1	\$2310.00	\$2200.00	\$1969.00	SON1C
Zone 2	\$2310.00	\$2200.00	\$1969.00	SON1C
Zone 3	\$2310.00	\$2200.00	\$1969.00	SON1C
Mileage Band 26+, per Mile				
Zone 1	\$308.00	\$242.00	\$209.00	SON1C
Zone 2	\$308.00	\$242.00	\$209.00	SON1C
Zone 3	\$308.00	\$242.00	\$209.00	SON1C

(This page filed under Transmittal No. 1)

All BellSouth marks contained herein and as set forth in the trademarks and servicemarks section of this Tariff are owned by BellSouth Intellectual Property Corporation.

ISSUED: JUNE 16, 2011

EFFECTIVE: JULY 1, 2011

ACCESS SERVICE

23 – Metropolitan Statistical Area Access Services (Cont'd)

23.5 Rates and Charges (Cont'd)

23.5.1 BellSouth SWA Dedicated Transport (Cont'd)

(R) BellSouth SWA SONET Transport Components (Cont'd)

(7) SONET Interoffice Channel (Cont'd)

<u>Transport Payment Plan Rates</u>			<u>USOC</u>
<u>Plan A</u>	<u>Plan B</u>	<u>Plan C</u>	
12 to 36	37 to 60	61 to 96	
<u>Months</u>	<u>Months</u>	<u>Months</u>	
<u>Per Month Rates</u>			

(h) OC-12 service Interoffice Channel System

Mileage Band 0-8, Fixed, per System

Zone 1	\$3630.00	\$3300.00	\$2970.00	SON1C
Zone 2	\$3630.00	\$3300.00	\$2970.00	SON1C
Zone 3	\$3630.00	\$3300.00	\$2970.00	SON1C

Mileage Band 0-8, per Mile

Zone 1	\$352.00	\$319.00	\$286.00	SON1C
Zone 2	\$352.00	\$319.00	\$286.00	SON1C
Zone 3	\$352.00	\$319.00	\$286.00	SON1C

Mileage Band 9-25, Fixed, per System

Zone 1	\$5280.00	\$4950.00	\$4620.00	SON1C
Zone 2	\$5280.00	\$4950.00	\$4620.00	SON1C
Zone 3	\$5280.00	\$4950.00	\$4620.00	SON1C

Mileage Band 9-25, per Mile

Zone 1	\$352.00	\$319.00	\$286.00	SON1C
Zone 2	\$352.00	\$319.00	\$286.00	SON1C
Zone 3	\$352.00	\$319.00	\$286.00	SON1C

Mileage Band 26+, Fixed, per System

Zone 1	\$7150.00	\$6820.00	\$6490.00	SON1C
Zone 2	\$7150.00	\$6820.00	\$6490.00	SON1C
Zone 3	\$7150.00	\$6820.00	\$6490.00	SON1C

Mileage Band 26+, per Mile

Zone 1	\$352.00	\$319.00	\$286.00	SON1C
Zone 2	\$352.00	\$319.00	\$286.00	SON1C
Zone 3	\$352.00	\$319.00	\$286.00	SON1C

(This page filed under Transmittal No. 1)

All BellSouth marks contained herein and as set forth in the trademarks and servicemarks section of this Tariff are owned by BellSouth Intellectual Property Corporation.

ISSUED: JUNE 16, 2011

EFFECTIVE: JULY 1, 2011

ACCESS SERVICE

23 – Metropolitan Statistical Area Access Services (Cont'd)

23.5 Rates and Charges (Cont'd)

23.5.1 BellSouth SWA Dedicated Transport (Cont'd)

(R) BellSouth SWA SONET Transport Components (Cont'd)

(7) SONET Interoffice Channel (Cont'd)

Transport Payment Plan Rates				
	Plan A	Plan B	Plan C	
	12 to 36	37 to 60	61 to 96	
	Months	Months	Months	USOC
	Per Month Rates			
(i) OC-48 service Interoffice Channel System				
Mileage Band 0-8, Fixed, per System				
Zone 1	\$7150.00	\$6380.00	\$5720.00	SON1C
Zone 2	\$7150.00	\$6380.00	\$5720.00	SON1C
Zone 3	\$7150.00	\$6380.00	\$5720.00	SON1C
Mileage Band 0-8, per Mile				
Zone 1	\$550.00	\$495.55	\$440.00	SON1C
Zone 2	\$550.00	\$495.55	\$440.00	SON1C
Zone 3	\$550.00	\$495.55	\$440.00	SON1C
Mileage Band 9-25, Fixed, per System				
Zone 1	\$8030.00	\$7370.00	\$6710.00	SON1C
Zone 2	\$8030.00	\$7370.00	\$6710.00	SON1C
Zone 3	\$8030.00	\$7370.00	\$6710.00	SON1C
Mileage Band 9-25, per Mile				
Zone 1	\$550.00	\$495.55	\$440.00	SON1C
Zone 2	\$550.00	\$495.55	\$440.00	SON1C
Zone 3	\$550.00	\$495.55	\$440.00	SON1C
Mileage Band 26+, Fixed, per System				
Zone 1	\$9460.00	\$8690.00	\$7810.00	SON1C
Zone 2	\$9460.00	\$8690.00	\$7810.00	SON1C
Zone 3	\$9460.00	\$8690.00	\$7810.00	SON1C
Mileage Band 26+, per Mile				
Zone 1	\$550.00	\$495.55	\$440.00	SON1C
Zone 2	\$550.00	\$495.55	\$440.00	SON1C
Zone 3	\$550.00	\$495.55	\$440.00	SON1C

(This page filed under Transmittal No. 1)

All BellSouth marks contained herein and as set forth in the trademarks and servicemarks section of this Tariff are owned by BellSouth Intellectual Property Corporation.

ISSUED: JUNE 16, 2011

EFFECTIVE: JULY 1, 2011

ACCESS SERVICE

23 – Metropolitan Statistical Area Access Services (Cont'd)

23.5 Rates and Charges (Cont'd)

23.5.1 BellSouth SWA Dedicated Transport (Cont'd)

(R) BellSouth SWA SONET Transport Components (Cont'd)

(7) SONET Interoffice Channel (Cont'd)

<u>Transport Payment Plan Rates</u>			<u>USOC</u>
<u>Plan A</u>	<u>Plan B</u>	<u>Plan C</u>	
12 to 36	37 to 60	61 to 96	
<u>Months</u>	<u>Months</u>	<u>Months</u>	
<u>Per Month Rates</u>			

(j) OC-192 service Interoffice Channel System

Mileage Band 0-8, Fixed, per System

Zone 1	\$18150.00	\$16280.00	\$14850.00	SON1C
Zone 2	\$18150.00	\$16280.00	\$14850.00	SON1C
Zone 3	\$18150.00	\$16280.00	\$14850.00	SON1C

Mileage Band 0-8, per Mile

Zone 1	\$550.00	\$495.00	\$440.00	SON1C
Zone 2	\$550.00	\$495.00	\$440.00	SON1C
Zone 3	\$550.00	\$495.00	\$440.00	SON1C

Mileage Band 9-25, Fixed, per System

Zone 1	\$18590.00	\$16720.00	\$15070.00	SON1C
Zone 2	\$18590.00	\$16720.00	\$15070.00	SON1C
Zone 3	\$18590.00	\$16720.00	\$15070.00	SON1C

Mileage Band 9-25, per Mile

Zone 1	\$550.00	\$495.00	\$440.00	SON1C
Zone 2	\$550.00	\$495.00	\$440.00	SON1C
Zone 3	\$550.00	\$495.00	\$440.00	SON1C

Mileage Band 26+, Fixed, per System

Zone 1	\$20570.00	\$18480.00	\$16610.00	SON1C
Zone 2	\$20570.00	\$18480.00	\$16610.00	SON1C
Zone 3	\$20570.00	\$18480.00	\$16610.00	SON1C

Mileage Band 26+, per Mile

Zone 1	\$550.00	\$495.00	\$440.00	SON1C
Zone 2	\$550.00	\$495.00	\$440.00	SON1C
Zone 3	\$550.00	\$495.00	\$440.00	SON1C

(This page filed under Transmittal No. 1)

All BellSouth marks contained herein and as set forth in the trademarks and servicemarks section of this Tariff are owned by BellSouth Intellectual Property Corporation.

ISSUED: SEPTEMBER 30, 2011

EFFECTIVE: OCTOBER 1, 2011

ACCESS SERVICE

23 – Metropolitan Statistical Area Access Services (Cont'd)

23.5 Rates and Charges (Cont'd)

23.5.1 BellSouth SWA Dedicated Transport (Cont'd)

(R) BellSouth SWA SONET Transport Components (Cont'd)

- (8) DS1 and DS3 Interfaces for Connecting DS1 and DS3 Switched Service to Synchronous LightGate service (a.k.a BellSouth SPA Point to Point Network) via a Shared Use Arrangement

(a) DS1 and DS3 Interfaces

	<u>Non- Recurring Charge</u>	<u>Month to Month</u>	<u>USOC</u>
Per DS1 COCI	\$170.00	\$27.23(I)	HC710
Per DS1 CUCI	\$170.00	\$27.23(I)	HC71C
Per DS3 COCI	\$180.00	\$130.68(I)	HC730
Per DS3 CUCI	\$180.00	\$130.68(I)	HC73C
Per Flex DS1 ¹ COCI	\$170.00	\$27.23(I)	HC7F0
Per Flex DS1 ¹ CUCI	\$170.00	\$27.23(I)	HC7FC

	<u>Transport Payment Plan Rates</u>			
	<u>Plan A</u>	<u>Plan B</u>	<u>Plan C</u>	
	<u>12 to 36</u>	<u>37 to 60</u>	<u>61 to 96</u>	
	<u>Months</u>	<u>Months</u>	<u>Months</u>	<u>USOC</u>
	<u>Per Month Rates</u>			
Per DS1 COCI	\$20.90	\$17.60	\$15.40	HC710
Per DS1 CUCI	\$20.90	\$17.60	\$15.40	HC71C
Per DS3 COCI	\$72.60	\$72.60	\$72.60	HC730
Per DS3 CUCI	\$72.60	\$72.60	\$72.60	HC73C
Per Flex DS1 ¹ COCI	\$20.90	\$17.60	\$15.40	HC7F0
Per Flex DS1 ¹ CUCI	\$20.90	\$17.60	\$15.40	HC7FC

Note 1: The Flex DS1 interface is for use when a DS1 Switched Service connects to LightGate service (a.k.a. BellSouth SPA Point to Point Network) that has Flex DS1 functionality.

(This page filed under Transmittal No. 0014)

All BellSouth marks contained herein and as set forth in the trademarks and servicemarks section of this Tariff are owned by BellSouth Intellectual Property Corporation.

ISSUED: SEPTEMBER 30, 2011

EFFECTIVE: OCTOBER 1, 2011

ACCESS SERVICE

23 – Metropolitan Statistical Area Access Services

23.5 Rates and Charges (Cont'd)

23.5.1 BellSouth SWA Dedicated Transport (Cont'd)

(S) BellSouth Wavelength SWA Dedicated Ring Service Components

<u>Recurring Charges</u>		
	<u>Month to Month</u>	<u>USOC</u>
(1) Primary System		
- Per Primary System ₂ – Dual Bay ¹	\$7,425.00(I)	WDHPS
- Per Primary System ²	7,898.00(I)	WDHP1
(2) Expansion System		
- Per Expansion System ₂ – Dual Bay ³	3,300.00(I)	WDHES
- Per Expansion System ⁴	3,074.50(I)	WDHE1
(3) Wavelength Channel		
(a) Bit Rate Specific, Per Wavelength Channel		
- OC-3 unprotected	\$2,013.00(I)	WDH DU
- OC-3+ unprotected	2,915.00(I)	WDH DU
- OC-12 unprotected	2,915.00(I)	WDH DU
- OC-48, OC-48+ unprotected	6,831.00(I)	WDH DU
- OC-192 or OC-192+, unprotected	15,121.70(I)	WDH DU

Note 1: Primary System - Dual Bay will not be available for new customer subscriptions effective September 25, 2008. Existing customers may continue using the option. Two Primary System – Dual Bay service components apply, per Node Location.

Note 2: Primary System - Single Bay has been reclassified to Primary System effective September 25, 2008. One (1) Primary System – Single Bay service component applies per Node location in a Single Bay arrangement for activation of the first eight (8) wavelengths.

Note 3: Expansion System - Dual Bay will not be available for new customer subscriptions effective September 25, 2008. Existing customers may continue using the option. Two Expansion System – Dual Bay service components apply per Node Location, per 8 incremental activated wavelengths on a ring. Applies for wavelength activations above the Primary System capacity.

Note 4: For Expansion System - Single Bay arrangements in service prior to September 25, 2008, one (1) Expansion System – Single Bay service component applies per Node location for activation of the ninth through sixteenth wavelengths. Expansion System - Single Bay has been reclassified to Expansion System effective September 25, 2008.

(This page filed under Transmittal No. 0014)

All AT&T and BellSouth marks contained herein and as set forth in the trademarks and service marks section of the BellSouth Tariff are owned by AT&T Intellectual Property or AT&T affiliated companies.

ISSUED: SEPTEMBER 30, 2011

EFFECTIVE: OCTOBER 1, 2011

ACCESS SERVICE

23 – Metropolitan Statistical Area Access Services

23.5 Rates and Charges (Cont'd)

23.5.1 BellSouth SWA Dedicated Transport (Cont'd)

(S) BellSouth Wavelength SWA Dedicated Ring Service Components (Cont'd)

Recurring Charges

Month to Month USOC

(3) Wavelength Channel (Cont'd)

(a) Bit Rate Specific, Per Wavelength Channel (Cont'd)

- OC-3 WaveGate	17,266.70(I)	WDHDW
- OC-12 WaveGate	18,194.00(I)	WDHDW
- OC-48 WaveGate	24,090.00(I)	WDHDW
- OC-192 WaveGate	37,198.70(I)	WDHDW
- OC-48 WaveGate II	48,180.00(I)	WDHD2
- OC-192 WaveGate II	74,397.40(I)	WDHD2

(4) Optical Signal Amplification Node

- Per Optical Signal Amplification Node	3,784.00(I)	WDHRS
---	-------------	-------

(This page filed under Transmittal No. 0014)

All AT&T and BellSouth marks contained herein and as set forth in the trademarks and service marks section of the BellSouth Tariff are owned by AT&T Intellectual Property or AT&T affiliated companies.

ISSUED: JUNE 16, 2011

EFFECTIVE: JULY 1, 2011

ACCESS SERVICE

23 – Metropolitan Statistical Area Access Services

23.5 Rates and Charges (Cont'd)

23.5.1 BellSouth SWA Dedicated Transport (Cont'd)

(S) BellSouth Wavelength SWA Dedicated Ring Service Components (Cont'd)

Transport Payment Plan Recurring Charges				
	Plan A 12-36 Months	Plan B 37-60 Months	Plan C 61-96 Months	USOC
(5) Primary System				
(a) Per Primary System – Dual Bay ¹	\$4,500.00	\$3,700.00	\$3,000.00	WDHPS
(b) Per Primary System ²	5,525.00	4,695.00	3,990.00	WDHP1
(6) Expansion System				
(a) Per Expansion System – Dual Bay ³	2,750.00	1,875.00	1,500.00	WDHES
(b) Per Expansion System ⁴	2,150.00	1,870.00	1,625.00	WDHE1

Note 1: Primary System - Dual Bay will not be available for new customer subscriptions effective September 25, 2008. Existing customers may continue using this option. Two Primary System – Dual Bay service components apply, per Node Location, on a ring.

Note 2: Primary System - Single Bay has been reclassified to Primary System effective September 25, 2008. One (1) Primary System – Single Bay service component applies per Node location in a Single Bay arrangement for activation of the first eight (8) wavelengths.

Note 3: Expansion System - Dual Bay will not be available for new customer subscriptions effective September 25, 2008. Existing customers may continue using this option. Two Expansion System – Dual Bay service components apply per Node Location, per 8 incremental activated wavelengths on a ring. Applies for wavelength activations above the Primary System capacity.

Note 4: For Expansion System - Single Bay arrangements in service prior to September 25, 2008, one (1) Expansion System – Single Bay service component applies per Node location for activation of the ninth through sixteenth wavelengths. Expansion System - Single Bay has been reclassified to Expansion System effective September 25, 2008.

(This page filed under Transmittal No. 1)

All AT&T and BellSouth marks contained herein and as set forth in the trademarks and service marks section of the BellSouth Tariff are owned by AT&T Intellectual Property or AT&T affiliated companies.

ISSUED: JUNE 16, 2011

EFFECTIVE: JULY 1, 2011

ACCESS SERVICE

23 – Metropolitan Statistical Areas Access Services

23.5 Rates and Charges (Cont'd)

23.5.1 BellSouth SWA Dedicated Transport (Cont'd)

(S) BellSouth Wavelength SWA Dedicated Ring Service Components (Cont'd)

	Transport Payment Plan			
	Recurring Charges			
	Plan A	Plan B	Plan C	
	12-36	37-60	61-96	
	<u>Months</u>	<u>Months</u>	<u>Months</u>	<u>USOC</u>
(7) Wavelengths Channel				
(a) Bit Rate Specific, Per Wavelength Channel				
- OC-3, unprotected	\$1,243.00	\$1,036.00	\$837.00	WDH DU
- OC-3+, unprotected	2,035.00	1,770.00	1,530.00	WDH DU
- OC-12, unprotected	2,035.00	1,770.00	1,530.00	WDH DU
- OC-48, OC-48+ unprotected	4,775.00	4,150.00	3,565.00	WDH DU
- OC-192 or OC-192+, unprotected	8,990.00	7,715.00	6,603.00	WDH DU
- OC-3 WaveGate	6,640.00	5,775.00	5,020.00	WDH DW
- OC-12 WaveGate	8,535.00	7,425.00	6,455.00	WDH DW
- OC-48 WaveGate	11,385.00	9,900.00	8,610.00	WDH DW
- OC-192 WaveGate	18,975.00	16,505.00	14,350.00	WDH DW
- OC-48 WaveGate II	22,770.00	19,800.00	17,220.00	WDH D2
- OC-192 WaveGate II	37,950.00	33,010.00	28,700.00	WDH D2

(This page filed under Transmittal No. 1)

All AT&T and BellSouth marks contained herein and as set forth in the trademarks and service marks section of the BellSouth Tariff are owned by AT&T Intellectual Property or AT&T affiliated companies.

ISSUED: JUNE 16, 2011

EFFECTIVE: JULY 1, 2011

ACCESS SERVICE

23 – Metropolitan Statistical Area Access Services

23.5 Rates and Charges (Cont'd)

23.5.1 BellSouth SWA Dedicated Transport (Cont'd)

(S) BellSouth Wavelength SWA Dedicated Ring Service Components (Cont'd)

Transport Payment Plan			
Recurring Charges			
Plan A	Plan B	Plan C	
12-36	37-60	61-96	
<u>Months</u>	<u>Months</u>	<u>Months</u>	<u>USOC</u>

(8) Optical Signal Amplification Node

- Per Optical Signal Amplification Node	2,645.00	2,300.00	2,000.00	WDHRS
---	----------	----------	----------	-------

(This page filed under Transmittal No. 1)

All AT&T and BellSouth marks contained herein and as set forth in the trademarks and service marks section of the BellSouth Tariff are owned by AT&T Intellectual Property or AT&T affiliated companies.

ISSUED: SEPTEMBER 30, 2011

EFFECTIVE: OCTOBER 1, 2011

ACCESS SERVICE

23 – Metropolitan Statistical Area Access Services

23.5 Rates and Charges (Cont'd)

23.5.1 BellSouth SWA Dedicated Transport (Cont'd)

(T) BellSouth Wavelength SWA Channel Service Components

(1) Dedicated System¹,
Per Dedicated System

	<u>NRC</u>	<u>Month to Month</u>	<u>USOC</u>
(a) Dedicated System			
-Dedicated System 1	\$2,500.00	\$13,277.00(I)	WDFS1
-Dedicated System 2	3,000.00	15,515.50(I)	WDFS2
-Dedicated System 3	4,000.00	17,160.00(I)	WDFS3
-Dedicated System 4	5,000.00	27,417.50(I)	WDFS4
Transport Payment Plan Recurring Charges			
	<u>Plan A</u>	<u>Plan B</u>	<u>Plan C</u>
	<u>12-36</u>	<u>37-60</u>	<u>61-96</u>
	<u>Months</u>	<u>Months</u>	<u>Months</u>
(b) Dedicated System			<u>USOC</u>
-Dedicated System 1	\$9,285.00	\$8,075.00	\$7,020.00 WDFS1
-Dedicated System 2	10,850.00	9,500.00	7,800.00 WDFS2
-Dedicated System 3	12,000.00	10,350.00	9,000.00 WDFS3
-Dedicated System 4	19,175.00	16,675.00	14,500.00 WDFS4

Note 1: Effective August 15, 2008, Wavelength SWA Channel Service Dedicated Systems will not be available for new customer orders or to existing customers for new Systems or locations.

(This page filed under Transmittal No. 0014)

All AT&T and BellSouth marks contained herein and as set forth in the trademarks and service marks section of the BellSouth Tariff are owned by AT&T Intellectual Property or AT&T affiliated companies.

ISSUED: SEPTEMBER 30, 2011

EFFECTIVE: OCTOBER 1, 2011

ACCESS SERVICE

23 – Metropolitan Statistical Area Access Services

23.5 Rates and Charges (Cont'd)

23.5.1 BellSouth SWA Dedicated Transport (Cont'd)

(T) BellSouth Wavelength SWA Channel Service Components (Cont'd)

(2) Dedicated System Wavelength Channel¹

(a) Bit Rate Specific, Per Dedicated System Wavelength Channel

	<u>NRC</u>	<u>Month to Month</u>	<u>USOC</u>
- OC-3, OC-12 or OC-48, unprotected	\$2,000.00	\$8,838.50(I)	WDFDU
- OC-192, unprotected	1,500.00	15,121.70(I)	WDFDU
- OC-3 WaveGate	2,625.00	18,130.20(I)	WDFDW
- OC-12 WaveGate	3,060.00	19,103.70(I)	WDFDW
- OC-48 WaveGate	3,500.00	25,294.50(I)	WDFDW
- OC-192 WaveGate	4,375.00	39,058.80(I)	WDFDW

Transport Payment Plan
Recurring Charges

<u>Plan A</u>	<u>Plan B</u>	<u>Plan C</u>	<u>USOC</u>
<u>12-36</u>	<u>37-60</u>	<u>61-96</u>	
<u>Months</u>	<u>Months</u>	<u>Months</u>	

1 – 3 Dedicated System Wavelength Channel Category

- OC-3, OC-12 or OC-48, unprotected	\$5,737.00	\$4,895.00	\$4,175.00	WDFDU
- OC-192, unprotected	10,475.00	8,965.00	7,662.00	WDFDU
- OC-3 WaveGate	12,863.00	11,158.00	10,295.00	WDFDW
- OC-12 WaveGate	13,752.00	12,264.00	11,358.00	WDFDW
- OC-48 WaveGate	17,404.00	14,910.00	14,018.00	WDFDW
- OC-192 WaveGate	26,504.00	23,664.00	21,761.00	WDFDW

Note 1: Effective August 15, 2008, Wavelength SWA Channel Service Dedicated Systems will not be available for new customer orders or to existing customers for new Systems or locations.

(This page filed under Transmittal No. 0014)

All AT&T and BellSouth marks contained herein and as set forth in the trademarks and service marks section of the BellSouth Tariff are owned by AT&T Intellectual Property or AT&T affiliated companies.

ISSUED: JUNE 16, 2011

EFFECTIVE: JULY 1, 2011

ACCESS SERVICE

23 – Metropolitan Statistical Area Access Services

23.5 Rates and Charges (Cont'd)

23.5.1 BellSouth SWA Dedicated Transport (Cont'd)

(T) BellSouth Wavelength SWA Channel Service Components (Cont'd)

(2) Dedicated System Wavelength Channel¹ (Cont'd)

(a) Bit Rate Specific, Per Dedicated System Wavelength Channel (Cont'd)

	Transport Payment Plan			<u>USOC</u>
	<u>Recurring Charges</u>			
	Plan A	Plan B	Plan C	
	12-36	37-60	61-96	
	<u>Months</u>	<u>Months</u>	<u>Months</u>	
4 - 7 Dedicated System Wavelength Channel Category				
- OC-3, OC-12 or OC-48, unprotected	\$5,737.00	\$4,895.00	\$4,175.00	WDFDU
- OC-192, unprotected	10,475.00	8,965.00	7,662.00	WDFDU
- OC-3 WaveGate	12,250.00	10,627.00	9,805.00	WDFDW
- OC-12 WaveGate	13,097.00	11,680.00	10,817.00	WDFDW
- OC-48 WaveGate	16,575.00	14,200.00	13,350.00	WDFDW
- OC-192 WaveGate	25,242.00	22,537.00	20,725.00	WDFDW
8 - 15 Dedicated System Wavelength Channel Category				
- OC-3, OC-12 or OC-48, unprotected	5,737.00	4,895.00	4,175.00	WDFDU
- OC-192, unprotected	10,475.00	8,965.00	7,662.00	WDFDU
- OC-3 WaveGate	11,912.00	10,325.00	9,523.00	WDFDW
- OC-12 WaveGate	12,743.00	11,347.00	10,504.00	WDFDW
- OC-48 WaveGate	16,110.00	13,793.00	12,958.00	WDFDW
- OC-192 WaveGate	24,533.00	21,872.00	20,108.00	WDFDW

Note 1: Effective August 15, 2008, Wavelength SWA Channel Service Dedicated Systems will not be available for new customer orders or to existing customers for new Systems or locations.

(This page filed under Transmittal No. 1)

All AT&T and BellSouth marks contained herein and as set forth in the trademarks and service marks section of the BellSouth Tariff are owned by AT&T Intellectual Property or AT&T affiliated companies.

ISSUED: JUNE 16, 2011

EFFECTIVE: JULY 1, 2011

ACCESS SERVICE

23 – Metropolitan Statistical Area Access Services

23.5 Rates and Charges (Cont'd)

23.5.1 BellSouth SWA Dedicated Transport (Cont'd)

(T) BellSouth Wavelength SWA Channel Service Components (Cont'd)

(2) Dedicated System Wavelength Channel¹ (Cont'd)

(a) Bit Rate Specific, Per Dedicated System Wavelength Channel (Cont'd)

Transport Payment Plan				
<u>Recurring Charges</u>				
	Plan A	Plan B	Plan C	
	12-36	37-60	61-96	
	<u>Months</u>	<u>Months</u>	<u>Months</u>	<u>USOC</u>
16 - 23 Dedicated System Wavelength Channel Category				
- OC-3, OC-12 or OC-48, unprotected	\$5,737.00	\$4,895.00	\$4,175.00	WDFDU
- OC-192, unprotected	10,475.00	8,965.00	7,662.00	WDFDU
- OC-3 WaveGate	11,573.00	10,022.00	9,240.00	WDFDW
- OC-12 WaveGate	12,389.00	11,013.00	10,191.00	WDFDW
- OC-48 WaveGate	15,644.00	13,385.00	12,565.00	WDFDW
- OC-192 WaveGate	23,824.00	21,205.00	19,490.00	WDFDW
24 - 31 Dedicated System Wavelength Channel Category				
- OC-3, OC-12 or OC-48, unprotected	5,737.00	4,895.00	4,175.00	WDFDU
- OC-192, unprotected	10,475.00	8,965.00	7,662.00	WDFDU
- OC-3 WaveGate	11,234.00	9,718.00	8,957.00	WDFDW
- OC-12 WaveGate	12,034.00	10,679.00	9,878.00	WDFDW
- OC-48 WaveGate	15,178.00	12,978.00	12,173.00	WDFDW
- OC-192 WaveGate	23,115.00	20,539.00	18,873.00	WDFDW

Note 1: Effective August 15, 2008, Wavelength SWA Channel Service Dedicated Systems will not be available for new customer orders or to existing customers for new Systems or locations.

(This page filed under Transmittal No. 1)

All AT&T and BellSouth marks contained herein and as set forth in the trademarks and service marks section of the BellSouth Tariff are owned by AT&T Intellectual Property or AT&T affiliated companies.

ISSUED: JUNE 16, 2011

EFFECTIVE: JULY 1, 2011

ACCESS SERVICE

23 – Metropolitan Statistical Area Access Services

23.5 Rates and Charges (Cont'd)

23.5.1 BellSouth SWA Dedicated Transport (Cont'd)

(T) BellSouth Wavelength SWA Channel Service Components (Cont'd)

(2) Dedicated System Wavelength Channel¹ (Cont'd)

(a) Bit Rate Specific, Per Dedicated System Wavelength Channel (Cont'd)

Transport Payment Plan				
Recurring Charges				
	Plan A	Plan B	Plan C	
	12-36	37-60	61-96	
	<u>Months</u>	<u>Months</u>	<u>Months</u>	<u>USOC</u>
32 and Over Dedicated System Wavelength Channel Category				
- OC-3, OC-12, OC-48, unprotected	\$5,737.00	\$4,895.00	\$4,175.00	WDFDU
- OC-192, unprotected	10,475.00	8,965.00	7,662.00	WDFDU
- OC-3 WaveGate Channel	10,619.00	9,415.00	8,674.00	WDFDW
- OC-12 WaveGate Channel	11,117.00	10,345.00	9,564.00	WDFDW
- OC-48 WaveGate Channel	14,712.00	12,570.00	11,780.00	WDFDW
- OC-192 WaveGate Channel	22,405.00	19,873.00	18,255.00	WDFDW

Note 1: Effective August 15, 2008, Wavelength SWA Channel Service Dedicated Systems will not be available for new customer orders or to existing customers for new Systems or locations.

(This page filed under Transmittal No. 1)

All AT&T and BellSouth marks contained herein and as set forth in the trademarks and service marks section of the BellSouth Tariff are owned by AT&T Intellectual Property or AT&T affiliated companies.

ISSUED: SEPTEMBER 30, 2011

EFFECTIVE: OCTOBER 1, 2011

ACCESS SERVICE

23 – Metropolitan Statistical Area Access Services (Cont'd)

23.5 Rates and Charges (Cont'd)

23.5.1 BellSouth SWA Dedicated Transport (Cont'd)

(T) BellSouth Wavelength SWA Channel Service Components (Cont'd)

(3) BellSouth Wavelength Channel Service Interoffice Channel

	<u>NRC</u>	<u>Month to Month</u>	<u>USOC</u>
(a) Bit Rate Specific, Per Interoffice Channel			
- OC-3, OC-12 or OC-48, unprotected	\$750.00	\$2,970.00(I)	WDFC2
- OC-192, unprotected	1,000.00	6,930.00(I)	WDFC2
- OC-3 WaveGate	2,250.00	15,064.50(I)	WDFCW
- OC-12 WaveGate	2,625.00	16,522.00(I)	WDFCW
- OC-48 WaveGate	3,000.00	19,965.00(I)	WDFCW
- OC-192 WaveGate	3,750.00	30,398.50(I)	WDFCW

Transport Payment Plan <u>Recurring Charges</u>			
<u>Plan A</u>	<u>Plan B</u>	<u>Plan C</u>	<u>USOC</u>
<u>12-36</u>	<u>37-60</u>	<u>61-96</u>	
<u>Months</u>	<u>Months</u>	<u>Months</u>	

1 – 3 Interoffice Channel Category

- OC-3, OC-12 or OC-48, unprotected	\$2,220.00	\$1,932.00	\$1,680.00	WDFC2
- OC-192, unprotected	4,590.00	3,830.00	3,060.00	WDFC2
- OC-3 WaveGate	10,955.00	9,130.00	8,300.00	WDFCW
- OC-12 WaveGate	12,015.00	10,010.00	9,100.00	WDFCW
- OC-48 WaveGate	14,520.00	12,100.00	11,000.00	WDFCW
- OC-192 WaveGate	22,110.00	18,425.00	16,750.00	WDFCW

(This page filed under Transmittal No. 0014)

All BellSouth marks contained herein and as set forth in the trademarks and servicemarks section of this
Tariff are owned by BellSouth Intellectual Property Corporation.

ISSUED: JUNE 16, 2011

EFFECTIVE: JULY 1, 2011

ACCESS SERVICE

23 – Metropolitan Statistical Area Access Services (Cont'd)

23.5 Rates and Charges (Cont'd)

23.5.1 BellSouth SWA Dedicated Transport (Cont'd)

(T) BellSouth Wavelength SWA Channel Service Components (Cont'd)

(3) BellSouth Wavelength Channel Service Interoffice Channel (Cont'd)

(a) Bit Rate Specific, Per Interoffice Channel (Cont'd)

Transport Payment Plan				
<u>Recurring Charges</u>				
	Plan A	Plan B	Plan C	
	12-36	37-60	61-96	
	<u>Months</u>	<u>Months</u>	<u>Months</u>	<u>USOC</u>
4 - 7 Interoffice Channel Category				
- OC-3, OC-12 or OC-48, unprotected	\$2,220.00	\$1,932.00	\$1,680.00	WDFC2
- OC-192, unprotected	4,590.00	3,830.00	3,060.00	WDFC2
- OC-3 WaveGate	12,250.00	10,627.00	9,805.00	WDFCW
- OC-12 WaveGate	13,097.00	11,680.00	10,817.00	WDFCW
- OC-48 WaveGate	16,575.00	14,200.00	13,350.00	WDFCW
- OC-192 WaveGate	25,242.00	22,537.00	20,725.00	WDFCW
8 - 15 Interoffice Channel Category				
- OC-3, OC-12 or OC-48, unprotected	2,220.00	1,932.00	1,680.00	WDFC2
- OC-192, unprotected	4,590.00	3,830.00	3,060.00	WDFC2
- OC-3 WaveGate	11,912.00	10,325.00	9,523.00	WDFCW
- OC-12 WaveGate	12,743.00	11,347.00	10,504.00	WDFCW
- OC-48 WaveGate	16,110.00	13,793.00	12,958.00	WDFCW
- OC-192 WaveGate	24,533.00	21,872.00	20,108.00	WDFCW

(This page filed under Transmittal No. 1)

All BellSouth marks contained herein and as set forth in the trademarks and servicemarks section of this
Tariff are owned by BellSouth Intellectual Property Corporation.

ISSUED: JUNE 16, 2011

EFFECTIVE: JULY 1, 2011

ACCESS SERVICE

23 – Metropolitan Statistical Area Access Services (Cont'd)

23.5 Rates and Charges (Cont'd)

23.5.1 BellSouth SWA Dedicated Transport (Cont'd)

(T) BellSouth Wavelength SWA Channel Service Components (Cont'd)

(3) BellSouth Wavelength Channel Service Interoffice Channel (Cont'd)

(a) Bit Rate Specific, Per Interoffice Channel (Cont'd)

Transport Payment Plan				
<u>Recurring Charges</u>				
	Plan A	Plan B	Plan C	
	12-36	37-60	61-96	
	<u>Months</u>	<u>Months</u>	<u>Months</u>	<u>USOC</u>
16 - 23 Interoffice Channel Category				
- OC-3, OC-12 or OC-48, unprotected	\$1,830.00	\$1,635.00	\$1,460.00	WDFC2
- OC-192, unprotected	3,780.00	3,150.00	2,520.00	WDFC2
- OC-3 WaveGate	11,573.00	10,022.00	9,240.00	WDFCW
- OC-12 WaveGate	12,389.00	11,013.00	10,191.00	WDFCW
- OC-48 WaveGate	15,644.00	13,385.00	12,565.00	WDFCW
- OC-192 WaveGate	23,824.00	21,205.00	19,490.00	WDFCW
24 - 31 Interoffice Channel Category				
- OC-3, OC-12 or OC-48, unprotected	1,830.00	1,635.00	1,460.00	WDFC2
- OC-192, unprotected	3,780.00	3,150.00	2,520.00	WDFC2
- OC-3 WaveGate	11,234.00	9,718.00	8,957.00	WDFCW
- OC-12 WaveGate	12,034.00	10,679.00	9,878.00	WDFCW
- OC-48 WaveGate	15,178.00	12,978.00	12,173.00	WDFCW
- OC-192 WaveGate	23,115.00	20,539.00	18,873.00	WDFCW

(This page filed under Transmittal No. 1)

All BellSouth marks contained herein and as set forth in the trademarks and servicemarks section of this
Tariff are owned by BellSouth Intellectual Property Corporation.

ISSUED: JUNE 16, 2011

EFFECTIVE: JULY 1, 2011

ACCESS SERVICE

23 – Metropolitan Statistical Area Access Services (Cont'd)

23.5 Rates and Charges (Cont'd)

23.5.1 BellSouth SWA Dedicated Transport (Cont'd)

(T) BellSouth Wavelength SWA Channel Service Components (Cont'd)

(3) BellSouth Wavelength Channel Service Interoffice Channel (Cont'd)

(a) Bit Rate Specific, Per Interoffice Channel (Cont'd)

	Transport Payment Plan			USOC
	Recurring Charges			
	Plan A	Plan B	Plan C	
	12-36	37-60	61-96	
	<u>Months</u>	<u>Months</u>	<u>Months</u>	
32 and Over Interoffice Channel Category				
- OC-3, OC-12 or OC-48, unprotected	\$1,830.00	\$1,635.00	\$1,460.00	WDFC2
- OC-192, unprotected	3,780.00	3,150.00	2,520.00	WDFC2
- OC-3 WaveGate	10,619.00	9,415.00	8,674.00	WDFCW
- OC-12 WaveGate	11,117.00	10,345.00	9,564.00	WDFCW
- OC-48 WaveGate	14,712.00	12,570.00	11,780.00	WDFCW
- OC-192 WaveGate	22,405.00	19,873.00	18,255.00	WDFCW

(This page filed under Transmittal No. 1)

All BellSouth marks contained herein and as set forth in the trademarks and servicemarks section of this
Tariff are owned by BellSouth Intellectual Property Corporation.

ISSUED: SEPTEMBER 30, 2011

EFFECTIVE: OCTOBER 1, 2011

ACCESS SERVICE

23 – Metropolitan Statistical Area Access Services (Cont'd)

23.5 Rates and Charges (Cont'd)

23.5.1 BellSouth SWA Dedicated Transport (Cont'd)

(U) BellSouth SWA Optical Managed Shared Network Service Components

(1) OC-3 Local Channel - Per Local Channel

(a) Zone 1 – All States

	<u>Month to Month</u> <u>/12 Month Rate</u>	<u>60 Month Rate</u>	<u>USOC</u>
Band 1: 1 – 4 OC-3 Local Channels, per Local Channel	\$1,609.30(I)	\$1,045.00	OHSFL
Band 2: 5 – 16 OC-3 Local Channels, per Local Channel	\$1,016.40(I)	\$660.00	OHSFL
Band 3: 17 – 64 OC-3 Local Channels, per Local Channel	\$931.70(I)	\$605.00	OHSFL
Band 4: Over 64 OC-3 Local Channels, per Local Channel	\$847.00(I)	\$550.00	OHSFL

(b) Zone 2 – All States

	<u>Month to Month</u> <u>/12 Month Rate</u>	<u>60 Month Rate</u>	<u>USOC</u>
Band 1: 1 – 4 OC-3 Local Channels, per Local Channel	\$1,936.00(I)	\$1,254.00	OHSFL
Band 2: 5 – 16 OC-3 Local Channels, per Local Channel	\$1,222.10(I)	\$792.00	OHSFL
Band 3: 17 – 64 OC-3 Local Channels, per Local Channel	\$1,119.25(I)	\$726.00	OHSFL
Band 4: Over 64 OC-3 Local Channels, per Local Channel	\$1,016.40(I)	\$660.00	OHSFL

(c) Zone 3 – All States

	<u>Month to Month</u> <u>/12 Month Rate</u>	<u>60 Month Rate</u>	<u>USOC</u>
Band 1: 1 – 4 OC-3 Local Channels, per Local Channel	\$2,323.20(I)	\$1,507.00	OHSFL
Band 2: 5 – 16 OC-3 Local Channels, per Local Channel	\$1,470.15(I)	\$951.50	OHSFL
Band 3: 17 – 64 OC-3 Local Channels, per Local Channel	\$1,343.10(I)	\$874.50	OHSFL
Band 4: Over 64 OC-3 Local Channels, per Local Channel	\$1,222.10(I)	\$792.00	OHSFL

(This page filed under Transmittal No. 0014)

All BellSouth marks contained herein and as set forth in the trademarks and servicemarks section of this
Tariff are owned by BellSouth Intellectual Property Corporation.

ISSUED: JUNE 16, 2011

EFFECTIVE: JULY 1, 2011

ACCESS SERVICE

23 – Metropolitan Statistical Area Access Services (Cont'd)

23.5 Rates and Charges (Cont'd)

23.5.1 BellSouth SWA Dedicated Transport (Cont'd)

23.5.1.1 Vintage Rates

(A) General Regulations

Term Pricing plan vintage rates are those rates that apply to existing services provided under a term pricing plan in the event that the Telephone Company initiates a rate increase. Vintage rates, as set forth following, are classified as vintage because the Telephone Company ensures that rates provided under the term pricing plan will not be increased by the Telephone Company above the term pricing plan rate in effect at the beginning of the Customer's term pricing plan term.

ISSUED: JUNE 16, 2011

EFFECTIVE: JULY 1, 2011

ACCESS SERVICE

23 - Metropolitan Statistical Area Access Services (Cont'd)

23.5 Rates and Charges (Cont'd)

23.5.1 BellSouth SWA Dedicated Transport (Cont'd)

23.5.1.1 Vintage Rates (Cont'd)

(B) Vintage Rates by effective date

The following rates apply to Switched Transport Services installed between January 23, 2001 and May 15, 2008.

BellSouth Dedicated Ring - Self-healing Multi-nodal Alternate Route Topology Ring - Transport Payment Plan

	<u>Per Month Rates</u>			<u>USOC</u>
	<u>A</u> 12-36 <u>Months</u>	<u>B</u> 37-60 <u>Months</u>	<u>C</u> 61-96 <u>Months</u>	
(1) Local Channel (All capacities except OC-1)				
(a) Per Quarter Air Mile	\$83.00	\$73.00	\$68.00	1HSLC
(2) Alternative Central Office Channel (All capacities except OC-1)				
(a) Per Quarter Air Mile	\$280.00	\$175.00	\$140.00	1HSAC
(3) Interoffice Channel (All capacities except OC-1)				
(a) Fixed, OC-3 Capacity	\$36.00	\$32.00	\$27.00	1HS1C
(b) Fixed, OC-3+, OC-12, OC-48 or OC-48+ Capacity	\$140.00	\$126.00	\$117.00	1HS1C
(c) Fixed, OC-192 or OC-192+ Capacity	\$635.00	\$610.00	\$590.00	1HS1C
(d) Per Quarter Air Mile, OC-3 Capacity	\$32.00	\$23.00	\$18.00	1HS1C
(e) Per Quarter Air Mile, OC-3+, OC-12, OC-48 or OC-48+ Capacity	\$36.00	\$30.00	\$23.00	1HS1C
(f) Per Quarter Air Mile, OC-192 or OC-192+ Capacity	\$36.00	\$30.00	\$23.00	1HS1C
(4) Internodal Channel (All capacities except OC-1)				
(a) Per Internodal Channel, Same Wire Center Area, Per Quarter Air Mile	\$690.00	\$415.00	\$345.00	1HSSC

ISSUED: JUNE 16, 2011

EFFECTIVE: JULY 1, 2011

ACCESS SERVICE

23 - Metropolitan Statistical Area Access Services (Cont'd)

23.5 Rates and Charges (Cont'd)

23.5.1 BellSouth SWA Dedicated Transport (Cont'd)

23.5.1.1 Vintage Rates (Cont'd)

(B) Vintage Rates by effective date (Cont'd)

The following rates apply to Switched Transport Services installed between January 23, 2001 and May 15, 2008.

BellSouth Dedicated Ring - Self-healing Multi-nodal Alternate Route Topology Ring - Transport Payment Plan (Cont'd)

	<u>Per Month Rates</u>			<u>USOC</u>
	<u>A</u> 12-36 <u>Months</u>	<u>B</u> 37-60 <u>Months</u>	<u>C</u> 61-96 <u>Months</u>	
(4) Internodal Channel (All capacities except OC-1) (Cont'd)				
(b) Per Internodal Channel, Same Office Park/Campus Environment in Contiguous Serving Wire Center Areas, Per Quarter Air Mile	\$780.00	\$465.00	\$390.00	1HSCC
(5) Customer Node (Per Customer Node)				
(a) OC-1 Capacity	\$360.00	\$315.00	\$270.00	SHSC4
(b) OC-3 Capacity	\$990.00	\$900.00	\$810.00	SHSC3
(c) OC-3+ Capacity	\$1845.00	\$1575.00	\$1350.00	SHSN5
(d) OC-12 Capacity	\$1980.00	\$1800.00	\$1575.00	SHSC1
(e) OC-48 Capacity	\$4410.00	\$4050.00	\$3510.00	SHSN8
(f) OC-48+ Capacity	\$4410.00	\$4050.00	\$3510.00	SHSN9
(g) OC-192 Capacity	\$9375.00	\$8250.00	\$7300.00	SHSN6
(h) OC-192+ Capacity	\$12500.00	\$11000.00	\$9750.00	SHSC2
(6) Customer Channel Interface (Per Customer Node)				
(a) Per DS1	\$34.00	\$27.00	\$21.00	SHSBB
(b) Per DS3	\$135.00	\$130.00	\$125.00	SHSZT
(c) Per STS-1	\$170.00	\$150.00	\$140.00	SHS13
(d) Per OC-1	\$90.00	\$80.00	\$75.00	SHS1C

ISSUED: JUNE 16, 2011

EFFECTIVE: JULY 1, 2011

ACCESS SERVICE

23 - Metropolitan Statistical Area Access Services (Cont'd)
23.5 Rates and Charges (Cont'd)

23.5.1 BellSouth SWA Dedicated Transport (Cont'd)

23.5.1.1 Vintage Rates (Cont'd)

(B) Vintage Rates by effective date (Cont'd)

The following rates apply to Switched Transport Services installed between January 23, 2001 and May 15, 2008.

BellSouth Dedicated Ring - Self-healing Multi-nodal Alternate Route Topology Ring - Transport Payment Plan (Cont'd)

	<u>Per Month Rates</u>			<u>USOC</u>
	<u>A</u> 12-36 <u>Months</u>	<u>B</u> 37-60 <u>Months</u>	<u>C</u> 61-96 <u>Months</u>	
(6) Customer Channel Interface (Per Customer Node) (Cont'd)				
(e) Per OC-3				
- 2 Fiber	\$170.00	\$150.00	\$140.00	SHS1D
- 4 Fiber	\$340.00	\$300.00	\$280.00	SHS15
(f) Per OC-12				
- 2 Fiber	\$484.00	\$446.00	\$408.00	SHS1F
- 4 Fiber	\$969.00	\$893.00	\$816.00	SHS19
(g) Per OC-48				
- 2 Fiber	\$1325.00	\$1215.00	\$1050.00	SHS1A
- 4 Fiber	\$2650.00	\$2430.00	\$2100.00	SHS1B
(h) Per DS1 within an STS-1 Asymmetrical Arrangement ¹	\$22.00	\$20.00	\$18.00	SHSBS
(i) Per DS3 (Asymmetrical with DS1) ¹	\$450.00	\$400.00	\$350.00	SHS1T
(j) Per Flex DS1 ¹	\$34.00	\$27.00	\$21.00	SHS1Q
(7) Central Office Node (Per Central Office Node)				
(a) OC-1 Capacity	\$360.00	\$315.00	\$270.00	SHSH4
(b) OC-3 Capacity	\$990.00	\$900.00	\$810.00	SHSH3
(c) OC-3+ Capacity	\$1845.00	\$1575.00	\$1350.00	SHSH5
(d) OC-12 Capacity	\$1980.00	\$1800.00	\$1575.00	SHSH1
(e) OC-48 Capacity	\$4410.00	\$4050.00	\$3510.00	SHSH8
(f) OC-48+ Capacity	\$4410.00	\$4050.00	\$3510.00	SHSH9
(g) OC-192 Capacity	\$9375.00	\$8250.00	\$7300.00	SHSH7
(h) OC-192+ Capacity	\$12500.00	\$11000.00	\$9750.00	SHSH2
(i) OC-3 Shared Node Interconnection	\$690.00	\$630.00	\$570.00	SHSHE
(j) OC-12 Shared Node Interconnection	\$1390.00	\$1260.00	\$1100.00	SHSHE
(k) OC-48 Shared Node Interconnection	\$2880.00	\$2840.00	\$2460.00	SHSHE
(l) OC-48+ Shared Node Interconnection	\$2880.00	\$2840.00	\$2460.00	SHSHE

Note 1: See Page 6-126 for the application of these interfaces.

ISSUED: JUNE 16, 2011

EFFECTIVE: JULY 1, 2011

ACCESS SERVICE

23 - Metropolitan Statistical Area Access Services (Cont'd)

23.5 Rates and Charges (Cont'd)

23.5.1 BellSouth SWA Dedicated Transport (Cont'd)

23.5.1.1 Vintage Rates (Cont'd)

(B) Vintage Rates by effective date (Cont'd)

The following rates apply to Switched Transport Services installed between January 23, 2001 and May 15, 2008.

BellSouth Dedicated Ring - Self-healing Multi-nodal Alternate Route Topology Ring - Transport Payment Plan (Cont'd)

	<u>Per Month Rates</u>			<u>USOC</u>
	<u>A</u> 12-36 <u>Months</u>	<u>B</u> 37-60 <u>Months</u>	<u>C</u> 61-96 <u>Months</u>	
(8) Central Office Channel Interface (Per Central Office Node)				
(a) Per DS1	\$30.00	\$25.00	\$20.00	SHSCB
(b) Per DS3	\$85.00	\$80.00	\$75.00	SHSYT
(c) Per STS-1	\$105.00	\$100.00	\$90.00	SHS02
(d) Per OC-1	\$90.00	\$80.00	\$75.00	SHSCC
(e) Per OC-3				
- 2 Fiber	\$170.00	\$150.00	\$140.00	SHSCD
- 4 Fiber	\$320.00	\$280.00	\$260.00	SHS04
(f) Per OC-12				
- 2 Fiber	\$420.00	\$382.00	\$344.00	SHSCF
- 4 Fiber	\$841.00	\$765.00	\$688.00	SHSC9
(g) Per 28 DS1 Channel System				
- DS3	\$550.00	\$500.00	\$450.00	SHSW8
- STS-1	\$650.00	\$600.00	\$575.00	SHSCS
(h) Per DS1 on 28 DS1 Channel System				
- DS3	\$12.00	\$9.00	\$7.00	SHSCA
- STS-1	\$35.00	\$30.00	\$25.00	SHSCG
(i) Per OC-48				
- 2 Fiber	\$1325.00	\$1215.00	\$1050.00	SHSCJ
- 4 Fiber	\$2650.00	\$2430.00	\$2100.00	SHSCK
(j) Per DS1 within an STS-1 Asymmetrical Arrangement ¹	\$22.00	\$20.00	\$18.00	SHSCH
(k) Per DS3 (Asymmetrical with DS1) ¹	\$450.00	\$400.00	\$350.00	SHSCT
(l) Per Flex DS1 ¹	\$30.00	\$25.00	\$20.00	SHSCQ

Note 1: See Page 6-126 for the application of these interfaces.

ISSUED: JUNE 16, 2011

EFFECTIVE: JULY 1, 2011

ACCESS SERVICE

23 - Metropolitan Statistical Area Access Services (Cont'd)

23.5 Rates and Charges (Cont'd)

23.5.1 BellSouth SWA Dedicated Transport (Cont'd)

23.5.1.1 Vintage Rates (Cont'd)

(B) Vintage Rates by effective date (Cont'd)

The following rates apply to Switched Transport Services installed between May 8, 2002 and May 15, 2008.

BellSouth Managed Shared Ring Network) Service

- (1) Off-Net DS1 and Off-Net DS3 - 337 or greater equivalent DS1 (Alabama, Florida, Georgia, Kentucky, Louisiana, North Carolina and Tennessee)¹

	<u>Recurring Charges</u>		<u>USOC</u>
	<u>Plan A</u>	<u>Plan B</u>	
	<u>36</u> <u>Months</u>	<u>60</u> <u>Months</u>	
(a) Off-Net DS1	\$ 140.00	\$ 97.50	SGASW
(b) Off-Net DS3	\$2,550.00	\$ 750.00	SG3SW

- (2) Off-Net DS1 or DS3 Not Available (Mississippi and South Carolina)

Note 1: Standard tariff rates apply from a wire center in the BellSouth Managed Shared Ring Network area to a customer location not on BellSouth Managed Shared Ring Network service facilities (e.g., DS1 Interoffice Channel and/or DS1 Local Channel).

ISSUED: JUNE 16, 2011

EFFECTIVE: JULY 1, 2011

ACCESS SERVICE

23 – Metropolitan Statistical Area Access Services (Cont'd)

23.5 Rates and Charges (Cont'd)

23.5.1 BellSouth SWA Dedicated Transport (Cont'd)

23.5.1.1 Vintage Rates (Cont'd)

(B) Vintage Rates by effective date (Cont'd)

The following rates apply to Switched Transport Services installed between July 2, 2002 and May 15, 2008.

BellSouth SWA Managed Shared Network Service

DS3 Service - Flat rate per Local Channel, per Aggregation Location.

Zone 1 – All States

<u>Quantity of DS3s Per Aggregation Location</u>	<u>12 Month Rate</u>	<u>60 Month Rate</u>	<u>USOC</u>
1	\$5,913.00	\$3,285.00	OHS3L
2	\$6,093.00	\$3,385.00	OHS3L
3	\$6,273.00	\$3,485.00	OHS3L
4	\$6,453.00	\$3,585.00	OHS3L
5	\$7,353.00	\$4,085.00	OHS3L
6	\$8,253.00	\$4,585.00	OHS3L
7	\$9,272.00	\$5,151.00	OHS3L
8	\$10,244.00	\$5,691.00	OHS3L
9	\$11,171.00	\$6,206.00	OHS3L
10	\$12,053.00	\$6,696.00	OHS3L
11	\$12,894.00	\$7,163.00	OHS3L
12	\$13,691.00	\$7,606.00	OHS3L
13	\$14,448.00	\$8,027.00	OHS3L
14	\$15,168.00	\$8,427.00	OHS3L
15	\$15,849.00	\$8,805.00	OHS3L
16	\$16,496.00	\$9,164.00	OHS3L
17	\$17,106.00	\$9,503.00	OHS3L
18	\$17,682.00	\$9,823.00	OHS3L
19	\$18,225.00	\$10,125.00	OHS3L
20	\$18,738.00	\$10,410.00	OHS3L
21	\$19,223.00	\$10,679.00	OHS3L
22	\$19,677.00	\$10,932.00	OHS3L
23	\$20,106.00	\$11,170.00	OHS3L
24	\$20,505.00	\$11,392.00	OHS3L
25	\$20,886.00	\$11,603.00	OHS3L
26	\$21,240.00	\$11,800.00	OHS3L
27	\$21,573.00	\$11,985.00	OHS3L
28	\$21,887.00	\$12,159.00	OHS3L
29	\$22,178.00	\$12,321.00	OHS3L
30	\$22,455.00	\$12,475.00	OHS3L

ISSUED: JUNE 16, 2011

EFFECTIVE: JULY 1, 2011

ACCESS SERVICE

23 – Metropolitan Statistical Area Access Services (Cont'd)

23.5 Rates and Charges (Cont'd)

23.5.1 BellSouth SWA Dedicated Transport (Cont'd)

23.5.1.1 Vintage Rates (Cont'd)

(B) Vintage Rates by effective date (Cont'd)

The following rates apply to Switched Transport Services installed between July 2, 2002 and May 15, 2008.

BellSouth SWA Managed Shared Network Service

DS3 Service - Flat rate per Local Channel, per Aggregation Location (Cont'd)

Zone 1 – All States (Cont'd)

<u>Quantity of DS3s Per Aggregation Location</u>	<u>12 Month Rate</u>	<u>60 Month Rate</u>	<u>USOC</u>
31	\$22,715.00	\$12,619.00	OHS3L
32	\$22,958.00	\$12,754.00	OHS3L
33	\$23,187.00	\$12,882.00	OHS3L
34	\$23,406.00	\$13,003.00	OHS3L
35	\$23,613.00	\$13,118.00	OHS3L
36	\$23,807.00	\$13,226.00	OHS3L
37	\$23,994.00	\$13,330.00	OHS3L
38	\$24,176.00	\$13,431.00	OHS3L
39	\$24,351.00	\$13,528.00	OHS3L
40	\$24,519.00	\$13,622.00	OHS3L
41	\$24,687.00	\$13,715.00	OHS3L
42	\$24,851.00	\$13,806.00	OHS3L
43	\$25,014.00	\$13,897.00	OHS3L
44	\$25,179.00	\$13,988.00	OHS3L
45	\$25,344.00	\$14,080.00	OHS3L
46	\$25,514.00	\$14,174.00	OHS3L
47	\$25,688.00	\$14,271.00	OHS3L
48	\$25,868.00	\$14,371.00	OHS3L
49	\$26,408.00	\$14,671.00	OHS3L
50	\$26,903.00	\$14,946.00	OHS3L
51	\$27,353.00	\$15,196.00	OHS3L
52	\$27,758.00	\$15,421.00	OHS3L
53	\$27,938.00	\$15,521.00	OHS3L
54	\$28,298.00	\$15,721.00	OHS3L
55	\$28,613.00	\$15,896.00	OHS3L
56	\$28,883.00	\$16,046.00	OHS3L
57	\$29,063.00	\$16,146.00	OHS3L
58	\$29,288.00	\$16,271.00	OHS3L
59	\$29,468.00	\$16,371.00	OHS3L
60	\$29,648.00	\$16,471.00	OHS3L

ISSUED: JUNE 16, 2011

EFFECTIVE: JULY 1, 2011

ACCESS SERVICE

23 – Metropolitan Statistical Area Access Services (Cont'd)

23.5 Rates and Charges (Cont'd)

23.5.1 BellSouth SWA Dedicated Transport (Cont'd)

23.5.1.1 Vintage Rates (Cont'd)

(B) Vintage Rates by effective date (Cont'd)

The following rates apply to Switched Transport Services installed between July 2, 2002 and May 15, 2008.

BellSouth SWA Managed Shared Network Service

DS3 Service - Flat rate per Local Channel, per Aggregation Location (Cont'd)

Zone 1 – All States (Cont'd)

<u>Quantity of DS3s Per Aggregation Location</u>	<u>12 Month Rate</u>	<u>60 Month Rate</u>	<u>USOC</u>
61	\$30,280.00	\$16,820.00	OHS3L
62	\$30,910.00	\$17,170.00	OHS3L
63	\$31,540.00	\$17,520.00	OHS3L
64	\$32,170.00	\$17,870.00	OHS3L
65	\$32,800.00	\$18,220.00	OHS3L
66	\$33,430.00	\$18,570.00	OHS3L
67	\$34,060.00	\$18,920.00	OHS3L
68	\$34,690.00	\$19,270.00	OHS3L
69	\$35,320.00	\$19,620.00	OHS3L
70	\$35,950.00	\$19,970.00	OHS3L
71	\$36,580.00	\$20,320.00	OHS3L
72	\$37,210.00	\$20,670.00	OHS3L
73	\$37,840.00	\$21,020.00	OHS3L
74	\$38,470.00	\$21,370.00	OHS3L
75	\$39,100.00	\$21,720.00	OHS3L
76	\$39,730.00	\$22,070.00	OHS3L
77	\$40,360.00	\$22,420.00	OHS3L
78	\$40,990.00	\$22,770.00	OHS3L
79	\$41,620.00	\$23,120.00	OHS3L
80	\$42,250.00	\$23,470.00	OHS3L
81	\$42,880.00	\$23,820.00	OHS3L
82	\$43,510.00	\$24,170.00	OHS3L
83	\$44,140.00	\$24,520.00	OHS3L
84	\$44,770.00	\$24,870.00	OHS3L
85	\$45,400.00	\$25,220.00	OHS3L
86	\$46,030.00	\$25,570.00	OHS3L
87	\$46,660.00	\$25,920.00	OHS3L
88	\$47,290.00	\$26,270.00	OHS3L
89	\$47,920.00	\$26,620.00	OHS3L
90	\$48,550.00	\$26,970.00	OHS3L

ISSUED: JUNE 16, 2011

EFFECTIVE: JULY 1, 2011

ACCESS SERVICE

23 – Metropolitan Statistical Area Access Services (Cont'd)

23.5 Rates and Charges (Cont'd)

23.5.1 BellSouth SWA Dedicated Transport (Cont'd)

23.5.1.1 Vintage Rates (Cont'd)

(B) Vintage Rates by effective date (Cont'd)

The following rates apply to Switched Transport Services installed between July 2, 2002 and May 15, 2008.

BellSouth SWA Managed Shared Network Service

DS3 Service - Flat rate per Local Channel, per Aggregation Location (Cont'd)

Zone 1 – All States (Cont'd)

<u>Quantity of DS3s Per Aggregation Location</u>	<u>12 Month Rate</u>	<u>60 Month Rate</u>	<u>USOC</u>
91	\$49,180.00	\$27,320.00	OHS3L
92	\$49,810.00	\$27,670.00	OHS3L
93	\$50,440.00	\$28,020.00	OHS3L
94	\$51,070.00	\$28,370.00	OHS3L
95	\$51,700.00	\$28,720.00	OHS3L
96	\$52,330.00	\$29,070.00	OHS3L
97	\$52,960.00	\$29,420.00	OHS3L
98	\$53,590.00	\$29,770.00	OHS3L
99	\$54,220.00	\$30,120.00	OHS3L
100	\$54,850.00	\$30,470.00	OHS3L
101	\$55,480.00	\$30,820.00	OHS3L
102	\$56,110.00	\$31,170.00	OHS3L
103	\$56,740.00	\$31,520.00	OHS3L
104	\$57,370.00	\$31,870.00	OHS3L
105	\$58,000.00	\$32,220.00	OHS3L
106	\$58,630.00	\$32,570.00	OHS3L
107	\$59,260.00	\$32,920.00	OHS3L
108	\$59,890.00	\$33,270.00	OHS3L
109	\$60,520.00	\$33,620.00	OHS3L
110	\$61,150.00	\$33,970.00	OHS3L
111	\$61,780.00	\$34,320.00	OHS3L
112	\$62,410.00	\$34,670.00	OHS3L
113	\$63,040.00	\$35,020.00	OHS3L
114	\$63,670.00	\$35,370.00	OHS3L
115	\$64,300.00	\$35,720.00	OHS3L
116	\$64,930.00	\$36,070.00	OHS3L
117	\$65,560.00	\$36,420.00	OHS3L
118	\$66,190.00	\$36,770.00	OHS3L
119	\$66,820.00	\$37,120.00	OHS3L
120	\$67,450.00	\$37,470.00	OHS3L

ISSUED: JUNE 16, 2011

EFFECTIVE: JULY 1, 2011

ACCESS SERVICE

23 – Metropolitan Statistical Area Access Services (Cont'd)

23.5 Rates and Charges (Cont'd)

23.5.1 BellSouth SWA Dedicated Transport (Cont'd)

23.5.1.1 Vintage Rates (Cont'd)

(B) Vintage Rates by effective date (Cont'd)

The following rates apply to Switched Transport Services installed between July 2, 2002 and May 15, 2008.

BellSouth SWA Managed Shared Network Service

DS3 Service - Flat rate per Local Channel, per Aggregation Location (Cont'd)

Zone 1 – All States (Cont'd)

<u>Quantity of DS3s Per Aggregation Location</u>	<u>12 Month Rate</u>	<u>60 Month Rate</u>	<u>USOC</u>
121	\$68,080.00	\$37,820.00	OHS3L
122	\$68,710.00	\$38,170.00	OHS3L
123	\$69,340.00	\$38,520.00	OHS3L
124	\$69,970.00	\$38,870.00	OHS3L
125	\$70,600.00	\$39,220.00	OHS3L
126	\$71,230.00	\$39,570.00	OHS3L
127	\$71,860.00	\$39,920.00	OHS3L
128	\$72,490.00	\$40,270.00	OHS3L
129	\$73,120.00	\$40,620.00	OHS3L
130	\$73,750.00	\$40,970.00	OHS3L
131	\$74,380.00	\$41,320.00	OHS3L
132	\$75,010.00	\$41,670.00	OHS3L
133	\$75,640.00	\$42,020.00	OHS3L
134	\$76,270.00	\$42,370.00	OHS3L
135	\$76,900.00	\$42,720.00	OHS3L
136	\$77,530.00	\$43,070.00	OHS3L
137	\$78,160.00	\$43,420.00	OHS3L
138	\$78,790.00	\$43,770.00	OHS3L
139	\$79,420.00	\$44,120.00	OHS3L
140	\$80,050.00	\$44,470.00	OHS3L
141	\$80,680.00	\$44,820.00	OHS3L
142	\$81,310.00	\$45,170.00	OHS3L
143	\$81,940.00	\$45,520.00	OHS3L
144	\$82,570.00	\$45,870.00	OHS3L
145	\$83,200.00	\$46,220.00	OHS3L
146	\$83,830.00	\$46,570.00	OHS3L
147	\$84,460.00	\$46,920.00	OHS3L
148	\$85,090.00	\$47,270.00	OHS3L
149	\$85,720.00	\$47,620.00	OHS3L
150	\$86,350.00	\$47,970.00	OHS3L

ISSUED: JUNE 16, 2011

EFFECTIVE: JULY 1, 2011

ACCESS SERVICE

23 – Metropolitan Statistical Area Access Services (Cont'd)

23.5 Rates and Charges (Cont'd)

23.5.1 BellSouth SWA Dedicated Transport (Cont'd)

23.5.1.1 Vintage Rates (Cont'd)

(B) Vintage Rates by effective date (Cont'd)

The following rates apply to Switched Transport Services installed between July 2, 2002 and May 15, 2008.

BellSouth SWA Managed Shared Network Service

DS3 Service - Flat rate per Local Channel, per Aggregation Location (Cont'd)

Zone 1 – All States (Cont'd)

<u>Quantity of DS3s Per Aggregation Location</u>	<u>12 Month Rate</u>	<u>60 Month Rate</u>	<u>USOC</u>
151	\$86,980.00	\$48,320.00	OHS3L
152	\$87,610.00	\$48,670.00	OHS3L
153	\$88,240.00	\$49,020.00	OHS3L
154	\$88,870.00	\$49,370.00	OHS3L
155	\$89,500.00	\$49,720.00	OHS3L
156	\$90,130.00	\$50,070.00	OHS3L
157	\$90,760.00	\$50,420.00	OHS3L
158	\$91,390.00	\$50,770.00	OHS3L
159	\$92,020.00	\$51,120.00	OHS3L
160	\$92,650.00	\$51,470.00	OHS3L
161	\$93,280.00	\$51,820.00	OHS3L
162	\$93,910.00	\$52,170.00	OHS3L
163	\$94,540.00	\$52,520.00	OHS3L
164	\$95,170.00	\$52,870.00	OHS3L
165	\$95,800.00	\$53,220.00	OHS3L
166	\$96,430.00	\$53,570.00	OHS3L
167	\$97,060.00	\$53,920.00	OHS3L
168	\$97,690.00	\$54,270.00	OHS3L
169	\$98,320.00	\$54,620.00	OHS3L
170	\$98,950.00	\$54,970.00	OHS3L
171	\$99,580.00	\$55,320.00	OHS3L
172	\$100,210.00	\$55,670.00	OHS3L
173	\$100,840.00	\$56,020.00	OHS3L
174	\$101,470.00	\$56,370.00	OHS3L
175	\$102,100.00	\$56,720.00	OHS3L
176	\$102,730.00	\$57,070.00	OHS3L
177	\$103,360.00	\$57,420.00	OHS3L
178	\$103,990.00	\$57,770.00	OHS3L
179	\$104,620.00	\$58,120.00	OHS3L
180	\$105,250.00	\$58,470.00	OHS3L

ISSUED: JUNE 16, 2011

EFFECTIVE: JULY 1, 2011

ACCESS SERVICE

23 – Metropolitan Statistical Area Access Services (Cont'd)

23.5 Rates and Charges (Cont'd)

23.5.1 BellSouth SWA Dedicated Transport (Cont'd)

23.5.1.1 Vintage Rates (Cont'd)

(B) Vintage Rates by effective date (Cont'd)

The following rates apply to Switched Transport Services installed between July 2, 2002 and May 15, 2008.

BellSouth SWA Managed Shared Network Service

DS3 Service - Flat rate per Local Channel, per Aggregation Location (Cont'd)

Zone 1 – All States (Cont'd)

<u>Quantity of DS3s Per Aggregation Location</u>	<u>12 Month Rate</u>	<u>60 Month Rate</u>	<u>USOC</u>
181	\$105,880.00	\$58,820.00	OHS3L
182	\$106,510.00	\$59,170.00	OHS3L
183	\$107,140.00	\$59,520.00	OHS3L
184	\$107,770.00	\$59,870.00	OHS3L
185	\$108,400.00	\$60,220.00	OHS3L
186	\$109,030.00	\$60,570.00	OHS3L
187	\$109,660.00	\$60,920.00	OHS3L
188	\$110,290.00	\$61,270.00	OHS3L
189	\$110,920.00	\$61,620.00	OHS3L
190	\$111,550.00	\$61,970.00	OHS3L
191	\$112,180.00	\$62,320.00	OHS3L
192	\$112,810.00	\$62,670.00	OHS3L

ISSUED: JUNE 16, 2011

EFFECTIVE: JULY 1, 2011

ACCESS SERVICE

23 – Metropolitan Statistical Area Access Services (Cont'd)

23.5 Rates and Charges (Cont'd)

23.5.1 BellSouth SWA Dedicated Transport (Cont'd)

23.5.1.1 Vintage Rates (Cont'd)

(B) Vintage Rates by effective date (Cont'd)

The following rates apply to Switched Transport Services installed between July 2, 2002 and May 15, 2008.

BellSouth SWA Managed Shared Network Service

DS3 Service - Flat rate per Local Channel, per Aggregation Location (Cont'd)

Zone 2 – All States

<u>Quantity of DS3s Per Aggregation Location</u>	<u>12 Month Rate</u>	<u>60 Month Rate</u>	<u>USOC</u>
1	\$7,096.00	\$3,942.00	OHS3L
2	\$7,312.00	\$4,062.00	OHS3L
3	\$7,528.00	\$4,182.00	OHS3L
4	\$7,744.00	\$4,302.00	OHS3L
5	\$8,824.00	\$4,902.00	OHS3L
6	\$9,904.00	\$5,502.00	OHS3L
7	\$11,126.00	\$6,181.00	OHS3L
8	\$12,293.00	\$6,829.00	OHS3L
9	\$13,405.00	\$7,447.00	OHS3L
10	\$14,464.00	\$8,035.00	OHS3L
11	\$15,473.00	\$8,596.00	OHS3L
12	\$16,429.00	\$9,127.00	OHS3L
13	\$17,338.00	\$9,632.00	OHS3L
14	\$18,202.00	\$10,112.00	OHS3L
15	\$19,019.00	\$10,566.00	OHS3L
16	\$19,795.00	\$10,997.00	OHS3L
17	\$20,527.00	\$11,404.00	OHS3L
18	\$21,218.00	\$11,788.00	OHS3L
19	\$21,870.00	\$12,150.00	OHS3L
20	\$22,486.00	\$12,492.00	OHS3L
21	\$23,068.00	\$12,815.00	OHS3L
22	\$23,612.00	\$13,118.00	OHS3L
23	\$24,127.00	\$13,404.00	OHS3L
24	\$24,606.00	\$13,670.00	OHS3L
25	\$25,063.00	\$13,924.00	OHS3L
26	\$25,488.00	\$14,160.00	OHS3L
27	\$25,888.00	\$14,382.00	OHS3L
28	\$26,264.00	\$14,591.00	OHS3L
29	\$26,614.00	\$14,785.00	OHS3L
30	\$26,946.00	\$14,970.00	OHS3L

ISSUED: JUNE 16, 2011

EFFECTIVE: JULY 1, 2011

ACCESS SERVICE

23 – Metropolitan Statistical Area Access Services (Cont'd)

23.5 Rates and Charges (Cont'd)

23.5.1 BellSouth SWA Dedicated Transport (Cont'd)

23.5.1.1 Vintage Rates (Cont'd)

(B) Vintage Rates by effective date (Cont'd)

The following rates apply to Switched Transport Services installed between July 2, 2002 and May 15, 2008.

BellSouth SWA Managed Shared Network Service (Cont'd)

DS3 Service - Flat rate per Local Channel, per Aggregation Location (Cont'd)

Zone 2 – All States (Cont'd)

<u>Quantity of DS3s Per Aggregation Location</u>	<u>12 Month Rate</u>	<u>60 Month Rate</u>	<u>USOC</u>
31	\$27,258.00	\$15,143.00	OHS3L
32	\$27,550.00	\$15,305.00	OHS3L
33	\$27,824.00	\$15,458.00	OHS3L
34	\$28,087.00	\$15,604.00	OHS3L
35	\$28,336.00	\$15,742.00	OHS3L
36	\$28,568.00	\$15,871.00	OHS3L
37	\$28,793.00	\$15,996.00	OHS3L
38	\$29,011.00	\$16,117.00	OHS3L
39	\$29,221.00	\$16,234.00	OHS3L
40	\$29,423.00	\$16,346.00	OHS3L
41	\$29,624.00	\$16,458.00	OHS3L
42	\$29,821.00	\$16,567.00	OHS3L
43	\$30,017.00	\$16,676.00	OHS3L
44	\$30,215.00	\$16,786.00	OHS3L
45	\$30,413.00	\$16,896.00	OHS3L
46	\$30,617.00	\$17,009.00	OHS3L
47	\$30,826.00	\$17,125.00	OHS3L
48	\$31,042.00	\$17,245.00	OHS3L
49	\$31,690.00	\$17,605.00	OHS3L
50	\$32,284.00	\$17,935.00	OHS3L
51	\$32,824.00	\$18,235.00	OHS3L
52	\$33,310.00	\$18,505.00	OHS3L
53	\$33,526.00	\$18,625.00	OHS3L
54	\$33,958.00	\$18,865.00	OHS3L
55	\$34,336.00	\$19,075.00	OHS3L
56	\$34,660.00	\$19,255.00	OHS3L
57	\$34,876.00	\$19,375.00	OHS3L
58	\$35,146.00	\$19,525.00	OHS3L
59	\$35,362.00	\$19,645.00	OHS3L
60	\$35,578.00	\$19,765.00	OHS3L

ISSUED: JUNE 16, 2011

EFFECTIVE: JULY 1, 2011

ACCESS SERVICE

23 – Metropolitan Statistical Area Access Services (Cont'd)

23.5 Rates and Charges (Cont'd)

23.5.1 BellSouth SWA Dedicated Transport (Cont'd)

23.5.1.1 Vintage Rates (Cont'd)

(B) Vintage Rates by effective date (Cont'd)

The following rates apply to Switched Transport Services installed between July 2, 2002 and May 15, 2008.

BellSouth SWA Managed Shared Network Service

DS3 Service - Flat rate per Local Channel, per Aggregation Location (Cont'd)

Zone 2 – All States (Cont'd)

<u>Quantity of DS3s Per Aggregation Location</u>	<u>12 Month Rate</u>	<u>60 Month Rate</u>	<u>USOC</u>
61	\$36,335.00	\$20,185.00	OHS3L
62	\$37,090.00	\$20,605.00	OHS3L
63	\$37,845.00	\$21,025.00	OHS3L
64	\$38,600.00	\$21,445.00	OHS3L
65	\$39,355.00	\$21,865.00	OHS3L
66	\$40,110.00	\$22,285.00	OHS3L
67	\$40,865.00	\$22,705.00	OHS3L
68	\$41,620.00	\$23,125.00	OHS3L
69	\$42,375.00	\$23,545.00	OHS3L
70	\$43,130.00	\$23,965.00	OHS3L
71	\$43,885.00	\$24,385.00	OHS3L
72	\$44,640.00	\$24,805.00	OHS3L
73	\$45,395.00	\$25,225.00	OHS3L
74	\$46,150.00	\$25,645.00	OHS3L
75	\$46,905.00	\$26,065.00	OHS3L
76	\$47,660.00	\$26,485.00	OHS3L
77	\$48,415.00	\$26,905.00	OHS3L
78	\$49,170.00	\$27,325.00	OHS3L
79	\$49,925.00	\$27,745.00	OHS3L
80	\$50,680.00	\$28,165.00	OHS3L
81	\$51,435.00	\$28,585.00	OHS3L
82	\$52,190.00	\$29,005.00	OHS3L
83	\$52,945.00	\$29,425.00	OHS3L
84	\$53,700.00	\$29,845.00	OHS3L
85	\$54,455.00	\$30,265.00	OHS3L
86	\$55,210.00	\$30,685.00	OHS3L
87	\$55,965.00	\$31,105.00	OHS3L
88	\$56,720.00	\$31,525.00	OHS3L
89	\$57,475.00	\$31,945.00	OHS3L
90	\$58,230.00	\$32,365.00	OHS3L

ISSUED: JUNE 16, 2011

EFFECTIVE: JULY 1, 2011

ACCESS SERVICE

23 – Metropolitan Statistical Area Access Services (Cont'd)

23.5 Rates and Charges (Cont'd)

23.5.1 BellSouth SWA Dedicated Transport (Cont'd)

23.5.1.1 Vintage Rates (Cont'd)

(B) Vintage Rates by effective date (Cont'd)

The following rates apply to Switched Transport Services installed between July 2, 2002 and May 15, 2008.

BellSouth SWA Managed Shared Network Service

DS3 Service - Flat rate per Local Channel, per Aggregation Location (Cont'd)

Zone 2 – All States (Cont'd)

<u>Quantity of DS3s Per Aggregation Location</u>	<u>12 Month Rate</u>	<u>60 Month Rate</u>	<u>USOC</u>
91	\$58,985.00	\$32,785.00	OHS3L
92	\$59,740.00	\$33,205.00	OHS3L
93	\$60,495.00	\$33,625.00	OHS3L
94	\$61,250.00	\$34,045.00	OHS3L
95	\$62,005.00	\$34,465.00	OHS3L
96	\$62,760.00	\$34,885.00	OHS3L
97	\$63,515.00	\$35,305.00	OHS3L
98	\$64,270.00	\$35,725.00	OHS3L
99	\$65,025.00	\$36,145.00	OHS3L
100	\$65,780.00	\$36,565.00	OHS3L
101	\$66,535.00	\$36,985.00	OHS3L
102	\$67,290.00	\$37,405.00	OHS3L
103	\$68,045.00	\$37,825.00	OHS3L
104	\$68,800.00	\$38,245.00	OHS3L
105	\$69,555.00	\$38,665.00	OHS3L
106	\$70,310.00	\$39,085.00	OHS3L
107	\$71,065.00	\$39,505.00	OHS3L
108	\$71,820.00	\$39,925.00	OHS3L
109	\$72,575.00	\$40,345.00	OHS3L
110	\$73,330.00	\$40,765.00	OHS3L
111	\$74,085.00	\$41,185.00	OHS3L
112	\$74,840.00	\$41,605.00	OHS3L
113	\$75,595.00	\$42,025.00	OHS3L
114	\$76,350.00	\$42,445.00	OHS3L
115	\$77,105.00	\$42,865.00	OHS3L
116	\$77,860.00	\$43,285.00	OHS3L
117	\$78,615.00	\$43,705.00	OHS3L
118	\$79,370.00	\$44,125.00	OHS3L
119	\$80,125.00	\$44,545.00	OHS3L
120	\$80,880.00	\$44,965.00	OHS3L

ISSUED: JUNE 16, 2011

EFFECTIVE: JULY 1, 2011

ACCESS SERVICE

23 – Metropolitan Statistical Area Access Services (Cont'd)

23.5 Rates and Charges (Cont'd)

23.5.1 BellSouth SWA Dedicated Transport (Cont'd)

23.5.1.1 Vintage Rates (Cont'd)

(B) Vintage Rates by effective date (Cont'd)

The following rates apply to Switched Transport Services installed between July 2, 2002 and May 15, 2008.

BellSouth SWA Managed Shared Network Service

DS3 Service - Flat rate per Local Channel, per Aggregation Location (Cont'd)

Zone 2 – All States (Cont'd)

<u>Quantity of DS3s Per Aggregation Location</u>	<u>12 Month Rate</u>	<u>60 Month Rate</u>	<u>USOC</u>
121	\$81,635.00	\$45,385.00	OHS3L
122	\$82,390.00	\$45,805.00	OHS3L
123	\$83,145.00	\$46,225.00	OHS3L
124	\$83,900.00	\$46,645.00	OHS3L
125	\$84,655.00	\$47,065.00	OHS3L
126	\$85,410.00	\$47,485.00	OHS3L
127	\$86,165.00	\$47,905.00	OHS3L
128	\$86,920.00	\$48,325.00	OHS3L
129	\$87,675.00	\$48,745.00	OHS3L
130	\$88,430.00	\$49,165.00	OHS3L
131	\$89,185.00	\$49,585.00	OHS3L
132	\$89,940.00	\$50,005.00	OHS3L
133	\$90,695.00	\$50,425.00	OHS3L
134	\$91,450.00	\$50,845.00	OHS3L
135	\$92,205.00	\$51,265.00	OHS3L
136	\$92,960.00	\$51,685.00	OHS3L
137	\$93,715.00	\$52,105.00	OHS3L
138	\$94,470.00	\$52,525.00	OHS3L
139	\$95,225.00	\$52,945.00	OHS3L
140	\$95,980.00	\$53,365.00	OHS3L
141	\$96,735.00	\$53,785.00	OHS3L
142	\$97,490.00	\$54,205.00	OHS3L
143	\$98,245.00	\$54,625.00	OHS3L
144	\$99,000.00	\$55,045.00	OHS3L
145	\$99,840.00	\$55,470.00	OHS3L
146	\$100,600.00	\$55,890.00	OHS3L
147	\$101,360.00	\$56,310.00	OHS3L
148	\$102,110.00	\$56,730.00	OHS3L
149	\$102,870.00	\$57,150.00	OHS3L
150	\$103,620.00	\$57,570.00	OHS3L

ISSUED: JUNE 16, 2011

EFFECTIVE: JULY 1, 2011

ACCESS SERVICE

23 – Metropolitan Statistical Area Access Services (Cont'd)

23.5 Rates and Charges (Cont'd)

23.5.1 BellSouth SWA Dedicated Transport (Cont'd)

23.5.1.1 Vintage Rates (Cont'd)

(B) Vintage Rates by effective date (Cont'd)

The following rates apply to Switched Transport Services installed between July 2, 2002 and May 15, 2008.

BellSouth SWA Managed Shared Network Service

DS3 Service - Flat rate per Local Channel, per Aggregation Location (Cont'd)

Zone 2 – All States (Cont'd)

<u>Quantity of DS3s Per Aggregation Location</u>	<u>12 Month Rate</u>	<u>60 Month Rate</u>	<u>USOC</u>
151	\$104,380.00	\$57,990.00	OHS3L
152	\$105,140.00	\$58,410.00	OHS3L
153	\$105,890.00	\$58,830.00	OHS3L
154	\$106,650.00	\$59,250.00	OHS3L
155	\$107,400.00	\$59,670.00	OHS3L
156	\$108,160.00	\$60,090.00	OHS3L
157	\$108,920.00	\$60,510.00	OHS3L
158	\$109,670.00	\$60,930.00	OHS3L
159	\$110,430.00	\$61,350.00	OHS3L
160	\$111,180.00	\$61,770.00	OHS3L
161	\$111,940.00	\$62,190.00	OHS3L
162	\$112,700.00	\$62,610.00	OHS3L
163	\$113,450.00	\$63,030.00	OHS3L
164	\$114,210.00	\$63,450.00	OHS3L
165	\$114,960.00	\$63,870.00	OHS3L
166	\$115,720.00	\$64,290.00	OHS3L
167	\$116,480.00	\$64,710.00	OHS3L
168	\$117,230.00	\$65,130.00	OHS3L
169	\$117,990.00	\$65,550.00	OHS3L
170	\$118,740.00	\$65,970.00	OHS3L
171	\$119,500.00	\$66,390.00	OHS3L
172	\$120,260.00	\$66,810.00	OHS3L
173	\$121,010.00	\$67,230.00	OHS3L
174	\$121,770.00	\$67,650.00	OHS3L
175	\$122,520.00	\$68,070.00	OHS3L
176	\$123,280.00	\$68,490.00	OHS3L
177	\$124,040.00	\$68,910.00	OHS3L
178	\$124,790.00	\$69,330.00	OHS3L
179	\$125,550.00	\$69,750.00	OHS3L
180	\$126,300.00	\$70,170.00	OHS3L

ISSUED: JUNE 16, 2011

EFFECTIVE: JULY 1, 2011

ACCESS SERVICE

23 – Metropolitan Statistical Area Access Services (Cont'd)

23.5 Rates and Charges (Cont'd)

23.5.1 BellSouth SWA Dedicated Transport (Cont'd)

23.5.1.1 Vintage Rates (Cont'd)

(B) Vintage Rates by effective date (Cont'd)

The following rates apply to Switched Transport Services installed between July 2, 2002 and May 15, 2008.

BellSouth SWA Managed Shared Network Service

DS3 Service - Flat rate per Local Channel, per Aggregation Location (Cont'd)

Zone 2 – All States (Cont'd)

<u>Quantity of DS3s Per Aggregation Location</u>	<u>12 Month Rate</u>	<u>60 Month Rate</u>	<u>USOC</u>
181	\$127,060.00	\$70,590.00	OHS3L
182	\$127,820.00	\$71,010.00	OHS3L
183	\$128,570.00	\$71,430.00	OHS3L
184	\$129,330.00	\$71,850.00	OHS3L
185	\$130,080.00	\$72,270.00	OHS3L
186	\$130,840.00	\$72,690.00	OHS3L
187	\$131,600.00	\$73,110.00	OHS3L
188	\$132,350.00	\$73,530.00	OHS3L
189	\$133,110.00	\$73,950.00	OHS3L
190	\$133,860.00	\$74,370.00	OHS3L
191	\$134,620.00	\$74,790.00	OHS3L
192	\$135,380.00	\$75,210.00	OHS3L

ISSUED: JUNE 16, 2011

EFFECTIVE: JULY 1, 2011

ACCESS SERVICE

23 – Metropolitan Statistical Area Access Services (Cont'd)

23.5 Rates and Charges (Cont'd)

23.5.1 BellSouth SWA Dedicated Transport (Cont'd)

23.5.1.1 Vintage Rates (Cont'd)

(B) Vintage Rates by effective date (Cont'd)

The following rates apply to Switched Transport Services installed between July 2, 2002 and May 15, 2008.

BellSouth SWA Managed Shared Network Service

DS3 Service - Flat rate per Local Channel, per Aggregation Location (Cont'd)

Zone 3 – All States

<u>Quantity of DS3s Per Aggregation Location</u>	<u>12 Month Rate</u>	<u>60 Month Rate</u>	<u>USOC</u>
1	\$8,515.00	\$4,730.00	OHS3L
2	\$8,774.00	\$4,874.00	OHS3L
3	\$9,034.00	\$5,018.00	OHS3L
4	\$9,293.00	\$5,162.00	OHS3L
5	\$10,589.00	\$5,882.00	OHS3L
6	\$11,885.00	\$6,602.00	OHS3L
7	\$13,351.00	\$7,417.00	OHS3L
8	\$14,752.00	\$8,195.00	OHS3L
9	\$16,086.00	\$8,936.00	OHS3L
10	\$17,357.00	\$9,642.00	OHS3L
11	\$18,568.00	\$10,315.00	OHS3L
12	\$19,715.00	\$10,952.00	OHS3L
13	\$20,806.00	\$11,558.00	OHS3L
14	\$21,842.00	\$12,134.00	OHS3L
15	\$22,823.00	\$12,679.00	OHS3L
16	\$23,754.00	\$13,196.00	OHS3L
17	\$24,632.00	\$13,685.00	OHS3L
18	\$25,462.00	\$14,146.00	OHS3L
19	\$26,244.00	\$14,580.00	OHS3L
20	\$26,983.00	\$14,990.00	OHS3L
21	\$27,682.00	\$15,378.00	OHS3L
22	\$28,334.00	\$15,742.00	OHS3L
23	\$28,952.00	\$16,085.00	OHS3L
24	\$29,527.00	\$16,404.00	OHS3L
25	\$30,076.00	\$16,709.00	OHS3L
26	\$30,586.00	\$16,992.00	OHS3L
27	\$31,066.00	\$17,258.00	OHS3L
28	\$31,517.00	\$17,509.00	OHS3L
29	\$31,937.00	\$17,742.00	OHS3L
30	\$32,335.00	\$17,964.00	OHS3L

ISSUED: JUNE 16, 2011

EFFECTIVE: JULY 1, 2011

ACCESS SERVICE

23 – Metropolitan Statistical Area Access Services (Cont'd)

23.5 Rates and Charges (Cont'd)

23.5.1 BellSouth SWA Dedicated Transport (Cont'd)

23.5.1.1 Vintage Rates (Cont'd)

(B) Vintage Rates by effective date (Cont'd)

The following rates apply to Switched Transport Services installed between July 2, 2002 and May 15, 2008.

BellSouth SWA Managed Shared Network Service

DS3 Service - Flat rate per Local Channel, per Aggregation Location (Cont'd)

Zone 3 – All States (Cont'd)

<u>Quantity of DS3s Per Aggregation Location</u>	<u>12 Month Rate</u>	<u>60 Month Rate</u>	<u>USOC</u>
31	\$32,710.00	\$18,172.00	OHS3L
32	\$33,060.00	\$18,366.00	OHS3L
33	\$33,389.00	\$18,550.00	OHS3L
34	\$33,704.00	\$18,725.00	OHS3L
35	\$34,003.00	\$18,890.00	OHS3L
36	\$34,282.00	\$19,045.00	OHS3L
37	\$34,552.00	\$19,195.00	OHS3L
38	\$34,813.00	\$19,340.00	OHS3L
39	\$35,065.00	\$19,481.00	OHS3L
40	\$35,308.00	\$19,615.00	OHS3L
41	\$35,549.00	\$19,750.00	OHS3L
42	\$35,785.00	\$19,880.00	OHS3L
43	\$36,020.00	\$20,011.00	OHS3L
44	\$36,258.00	\$20,143.00	OHS3L
45	\$36,496.00	\$20,275.00	OHS3L
46	\$36,740.00	\$20,411.00	OHS3L
47	\$36,991.00	\$20,550.00	OHS3L
48	\$37,250.00	\$20,694.00	OHS3L
49	\$38,028.00	\$21,126.00	OHS3L
50	\$38,741.00	\$21,522.00	OHS3L
51	\$39,389.00	\$21,882.00	OHS3L
52	\$39,972.00	\$22,206.00	OHS3L
53	\$40,231.00	\$22,350.00	OHS3L
54	\$40,750.00	\$22,638.00	OHS3L
55	\$41,203.00	\$22,890.00	OHS3L
56	\$41,592.00	\$23,106.00	OHS3L
57	\$41,851.00	\$23,250.00	OHS3L
58	\$42,175.00	\$23,430.00	OHS3L
59	\$42,434.00	\$23,574.00	OHS3L
60	\$42,694.00	\$23,718.00	OHS3L

ISSUED: JUNE 16, 2011

EFFECTIVE: JULY 1, 2011

ACCESS SERVICE

23 – Metropolitan Statistical Area Access Services (Cont'd)

23.5 Rates and Charges (Cont'd)

23.5.1 BellSouth SWA Dedicated Transport (Cont'd)

23.5.1.1 Vintage Rates (Cont'd)

(B) Vintage Rates by effective date (Cont'd)

The following rates apply to Switched Transport Services installed between July 2, 2002 and May 15, 2008.

BellSouth SWA Managed Shared Network Service

DS3 Service - Flat rate per Local Channel, per Aggregation Location (Cont'd)

Zone 3 – All States (Cont'd)

<u>Quantity of DS3s Per Aggregation Location</u>	<u>12 Month Rate</u>	<u>60 Month Rate</u>	<u>USOC</u>
61	\$43,605.00	\$24,225.00	OHS3L
62	\$44,515.00	\$24,730.00	OHS3L
63	\$45,425.00	\$25,235.00	OHS3L
64	\$46,335.00	\$25,740.00	OHS3L
65	\$47,245.00	\$26,245.00	OHS3L
66	\$48,155.00	\$26,750.00	OHS3L
67	\$49,065.00	\$27,255.00	OHS3L
68	\$49,975.00	\$27,760.00	OHS3L
69	\$50,885.00	\$28,265.00	OHS3L
70	\$51,795.00	\$28,770.00	OHS3L
71	\$52,705.00	\$29,275.00	OHS3L
72	\$53,615.00	\$29,780.00	OHS3L
73	\$54,525.00	\$30,285.00	OHS3L
74	\$55,435.00	\$30,790.00	OHS3L
75	\$56,345.00	\$31,295.00	OHS3L
76	\$57,255.00	\$31,800.00	OHS3L
77	\$58,165.00	\$32,305.00	OHS3L
78	\$59,075.00	\$32,810.00	OHS3L
79	\$59,985.00	\$33,315.00	OHS3L
80	\$60,895.00	\$33,820.00	OHS3L
81	\$61,805.00	\$34,325.00	OHS3L
82	\$62,715.00	\$34,830.00	OHS3L
83	\$63,625.00	\$35,335.00	OHS3L
84	\$64,535.00	\$35,840.00	OHS3L
85	\$65,445.00	\$36,345.00	OHS3L
86	\$66,355.00	\$36,850.00	OHS3L
87	\$67,265.00	\$37,355.00	OHS3L
88	\$68,175.00	\$37,860.00	OHS3L
89	\$69,085.00	\$38,365.00	OHS3L
90	\$69,995.00	\$38,870.00	OHS3L

ISSUED: JUNE 16, 2011

EFFECTIVE: JULY 1, 2011

ACCESS SERVICE

23 – Metropolitan Statistical Area Access Services (Cont'd)

23.5 Rates and Charges (Cont'd)

23.5.1 BellSouth SWA Dedicated Transport (Cont'd)

23.5.1.1 Vintage Rates (Cont'd)

(B) Vintage Rates by effective date (Cont'd)

The following rates apply to Switched Transport Services installed between July 2, 2002 and May 15, 2008.

BellSouth SWA Managed Shared Network Service

DS3 Service - Flat rate per Local Channel, per Aggregation Location (Cont'd)

Zone 3 – All States (Cont'd)

<u>Quantity of DS3s Per Aggregation Location</u>	<u>12 Month Rate</u>	<u>60 Month Rate</u>	<u>USOC</u>
91	\$70,905.00	\$39,375.00	OHS3L
92	\$71,815.00	\$39,880.00	OHS3L
93	\$72,725.00	\$40,385.00	OHS3L
94	\$73,635.00	\$40,890.00	OHS3L
95	\$74,545.00	\$41,395.00	OHS3L
96	\$75,455.00	\$41,900.00	OHS3L
97	\$76,365.00	\$42,405.00	OHS3L
98	\$77,275.00	\$42,910.00	OHS3L
99	\$78,185.00	\$43,415.00	OHS3L
100	\$79,095.00	\$43,920.00	OHS3L
101	\$80,005.00	\$44,425.00	OHS3L
102	\$80,915.00	\$44,930.00	OHS3L
103	\$81,825.00	\$45,435.00	OHS3L
104	\$82,735.00	\$45,940.00	OHS3L
105	\$83,645.00	\$46,445.00	OHS3L
106	\$84,555.00	\$46,950.00	OHS3L
107	\$85,465.00	\$47,455.00	OHS3L
108	\$86,375.00	\$47,960.00	OHS3L
109	\$87,285.00	\$48,465.00	OHS3L
110	\$88,195.00	\$48,970.00	OHS3L
111	\$89,105.00	\$49,475.00	OHS3L
112	\$90,015.00	\$49,980.00	OHS3L
113	\$90,925.00	\$50,485.00	OHS3L
114	\$91,835.00	\$50,990.00	OHS3L
115	\$92,745.00	\$51,495.00	OHS3L
116	\$93,655.00	\$52,000.00	OHS3L
117	\$94,565.00	\$52,505.00	OHS3L
118	\$95,475.00	\$53,010.00	OHS3L
119	\$96,385.00	\$53,515.00	OHS3L
120	\$97,295.00	\$54,020.00	OHS3L

ISSUED: JUNE 16, 2011

EFFECTIVE: JULY 1, 2011

ACCESS SERVICE

23 – Metropolitan Statistical Area Access Services (Cont'd)

23.5 Rates and Charges (Cont'd)

23.5.1 BellSouth SWA Dedicated Transport (Cont'd)

23.5.1.1 Vintage Rates (Cont'd)

(B) Vintage Rates by effective date (Cont'd)

The following rates apply to Switched Transport Services installed between July 2, 2002 and May 15, 2008.

BellSouth SWA Managed Shared Network Service

DS3 Service - Flat rate per Local Channel, per Aggregation Location (Cont'd)

Zone 3 – All States (Cont'd)

<u>Quantity of DS3s Per Aggregation Location</u>	<u>12 Month Rate</u>	<u>60 Month Rate</u>	<u>USOC</u>
121	\$98,205.00	\$54,525.00	OHS3L
122	\$99,115.00	\$55,030.00	OHS3L
123	\$100,025.00	\$55,535.00	OHS3L
124	\$100,935.00	\$56,040.00	OHS3L
125	\$101,845.00	\$56,545.00	OHS3L
126	\$102,755.00	\$57,050.00	OHS3L
127	\$103,665.00	\$57,555.00	OHS3L
128	\$104,575.00	\$58,060.00	OHS3L
129	\$105,485.00	\$58,565.00	OHS3L
130	\$106,395.00	\$59,070.00	OHS3L
131	\$107,305.00	\$59,575.00	OHS3L
132	\$108,215.00	\$60,080.00	OHS3L
133	\$109,125.00	\$60,585.00	OHS3L
134	\$110,035.00	\$61,090.00	OHS3L
135	\$110,945.00	\$61,595.00	OHS3L
136	\$111,855.00	\$62,100.00	OHS3L
137	\$112,765.00	\$62,605.00	OHS3L
138	\$113,675.00	\$63,110.00	OHS3L
139	\$114,585.00	\$63,615.00	OHS3L
140	\$115,495.00	\$64,120.00	OHS3L
141	\$116,405.00	\$64,625.00	OHS3L
142	\$117,315.00	\$65,130.00	OHS3L
143	\$118,225.00	\$65,635.00	OHS3L
144	\$119,135.00	\$66,140.00	OHS3L
145	\$119,810.00	\$66,560.00	OHS3L
146	\$120,720.00	\$67,070.00	OHS3L
147	\$121,630.00	\$67,570.00	OHS3L
148	\$122,530.00	\$68,080.00	OHS3L
149	\$123,440.00	\$68,580.00	OHS3L
150	\$124,340.00	\$69,080.00	OHS3L

ISSUED: JUNE 16, 2011

EFFECTIVE: JULY 1, 2011

ACCESS SERVICE

23 – Metropolitan Statistical Area Access Services (Cont'd)

23.5 Rates and Charges (Cont'd)

23.5.1 BellSouth SWA Dedicated Transport (Cont'd)

23.5.1.1 Vintage Rates (Cont'd)

(B) Vintage Rates by effective date (Cont'd)

The following rates apply to Switched Transport Services installed between July 2, 2002 and May 15, 2008.

BellSouth SWA Managed Shared Network Service

DS3 Service - Flat rate per Local Channel, per Aggregation Location (Cont'd)

Zone 3 – All States (Cont'd)

<u>Quantity of DS3s Per Aggregation Location</u>	<u>12 Month Rate</u>	<u>60 Month Rate</u>	<u>USOC</u>
151	\$125,260.00	\$69,590.00	OHS3L
152	\$126,170.00	\$70,090.00	OHS3L
153	\$127,070.00	\$70,600.00	OHS3L
154	\$127,980.00	\$71,100.00	OHS3L
155	\$128,880.00	\$71,600.00	OHS3L
156	\$129,790.00	\$72,110.00	OHS3L
157	\$130,700.00	\$72,610.00	OHS3L
158	\$131,600.00	\$73,120.00	OHS3L
159	\$132,520.00	\$73,620.00	OHS3L
160	\$133,420.00	\$74,120.00	OHS3L
161	\$134,330.00	\$74,630.00	OHS3L
162	\$135,240.00	\$75,130.00	OHS3L
163	\$136,140.00	\$75,640.00	OHS3L
164	\$137,050.00	\$76,140.00	OHS3L
165	\$137,950.00	\$76,640.00	OHS3L
166	\$138,860.00	\$77,150.00	OHS3L
167	\$139,780.00	\$77,650.00	OHS3L
168	\$140,680.00	\$78,160.00	OHS3L
169	\$141,590.00	\$78,660.00	OHS3L
170	\$142,490.00	\$79,160.00	OHS3L
171	\$143,400.00	\$79,670.00	OHS3L
172	\$144,310.00	\$80,170.00	OHS3L
173	\$145,210.00	\$80,680.00	OHS3L
174	\$146,120.00	\$81,180.00	OHS3L
175	\$147,020.00	\$81,680.00	OHS3L
176	\$147,940.00	\$82,190.00	OHS3L
177	\$148,850.00	\$82,690.00	OHS3L
178	\$149,750.00	\$83,200.00	OHS3L
179	\$150,660.00	\$83,700.00	OHS3L
180	\$151,560.00	\$84,200.00	OHS3L

ISSUED: JUNE 16, 2011

EFFECTIVE: JULY 1, 2011

ACCESS SERVICE

23 – Metropolitan Statistical Area Access Services (Cont'd)

23.5 Rates and Charges (Cont'd)

23.5.1 BellSouth SWA Dedicated Transport (Cont'd)

23.5.1.1 Vintage Rates (Cont'd)

(B) Vintage Rates by effective date (Cont'd)

The following rates apply to Switched Transport Services installed between July 2, 2002 and May 15, 2008.

BellSouth SWA Managed Shared Network Service

DS3 Service - Flat rate per Local Channel, per Aggregation Location (Cont'd)

Zone 3 – All States (Cont'd)

<u>Quantity of DS3s Per Aggregation Location</u>	<u>12 Month Rate</u>	<u>60 Month Rate</u>	<u>USOC</u>
181	\$152,470.00	\$84,710.00	OHS3L
182	\$153,380.00	\$85,210.00	OHS3L
183	\$154,280.00	\$85,720.00	OHS3L
184	\$155,200.00	\$86,220.00	OHS3L
185	\$156,100.00	\$86,720.00	OHS3L
186	\$157,010.00	\$87,230.00	OHS3L
187	\$157,920.00	\$87,730.00	OHS3L
188	\$158,820.00	\$88,240.00	OHS3L
189	\$159,730.00	\$88,740.00	OHS3L
190	\$160,630.00	\$89,240.00	OHS3L
191	\$161,540.00	\$89,750.00	OHS3L
192	\$162,460.00	\$90,250.00	OHS3L

ISSUED: JUNE 16, 2011

EFFECTIVE: JULY 1, 2011

ACCESS SERVICE

23 – Metropolitan Statistical Area Access Services (Cont'd)

23.5 Rates and Charges (Cont'd)

23.5.1 BellSouth SWA Dedicated Transport (Cont'd)

23.5.1.1 Vintage Rates (Cont'd)

(B) Vintage Rates by effective date (Cont'd)

The following rates apply to Switched Transport Services installed between July 2, 2002 and May 15, 2008.

BellSouth SWA Managed Shared Network Service
DS1 Interoffice Channel - Per DS1

Mileage Band 0 – 8: Fixed

	<u>12 Month Rate</u>	<u>60 Month Rate</u>	<u>USOC</u>
Zone 1 – All States	\$270.00	\$110.00	1L5MS
Zone 2 – All States	\$297.00	\$130.00	1L5MS
Zone 3 – All States	\$327.00	\$180.00	1L5MS

Mileage Band 0 – 8: Per Mile

	<u>12 Month Rate</u>	<u>60 Month Rate</u>	<u>USOC</u>
Zone 1 – All States	N/A	N/A	1L5MS
Zone 2 – All States	N/A	N/A	1L5MS
Zone 3 – All States	N/A	N/A	1L5MS

Mileage Band 9 – 25: Fixed

	<u>12 Month Rate</u>	<u>60 Month Rate</u>	<u>USOC</u>
Zone 1 – All States	\$450.00	\$200.00	1L5MS
Zone 2 – All States	\$495.00	\$240.00	1L5MS
Zone 3 – All States	\$545.00	\$300.00	1L5MS

Mileage Band 9 – 25: Per Mile

	<u>12 Month Rate</u>	<u>60 Month Rate</u>	<u>USOC</u>
Zone 1 – All States	N/A	N/A	1L5MS
Zone 2 – All States	N/A	N/A	1L5MS
Zone 3 – All States	N/A	N/A	1L5MS

ISSUED: JUNE 16, 2011

EFFECTIVE: JULY 1, 2011

ACCESS SERVICE

23 – Metropolitan Statistical Area Access Services (Cont'd)

23.5 Rates and Charges (Cont'd)

23.5.1 BellSouth SWA Dedicated Transport (Cont'd)

23.5.1.1 Vintage Rates (Cont'd)

(B) Vintage Rates by effective date (Cont'd)

The following rates apply to Switched Transport Services installed between July 2, 2002 and May 15, 2008.

BellSouth SWA Managed Shared Network Service
DS1 Interoffice Channel - Per DS1 (Cont'd)

Mileage Band Over 25 Miles: Fixed

	<u>12 Month Rate</u>	<u>60 Month Rate</u>	<u>USOC</u>
Zone 1 – All States	\$207.00	\$115.00	1L5MS
Zone 2 – All States	\$228.00	\$126.50	1L5MS
Zone 3 – All States	\$251.00	\$138.00	1L5MS

Mileage Band Over 25 Miles: Per Mile

	<u>12 Month Rate</u>	<u>60 Month Rate</u>	<u>USOC</u>
Zone 1 – All States	\$15.00	\$5.70	1L5MS
Zone 2 – All States	\$17.00	\$6.60	1L5MS
Zone 3 – All States	\$19.00	\$8.05	1L5MS

DS0 Interoffice Channel - Per DS0

Mileage Band 0 - 8 Miles: Fixed

	<u>12 Month Rate</u>	<u>60 Month Rate</u>	<u>USOC</u>
All Zones – All States	\$42.00	\$22.00	1L5MS

Mileage Band 0 - 8 Miles: Per Mile

	<u>12 Month Rate</u>	<u>60 Month Rate</u>	<u>USOC</u>
All Zones – All States	N/A	N/A	1L5MS

ISSUED: JUNE 16, 2011

EFFECTIVE: JULY 1, 2011

ACCESS SERVICE

23 – Metropolitan Statistical Area Access Services (Cont'd)

23.5 Rates and Charges (Cont'd)

23.5.1 BellSouth SWA Dedicated Transport (Cont'd)

23.5.1.1 Vintage Rates (Cont'd)

(B) Vintage Rates by effective date (Cont'd)

The following rates apply to Switched Transport Services installed between July 2, 2002 and May 15, 2008.

BellSouth SWA Managed Shared Network Service
DS0 Interoffice Channel - Per DS0 (Cont'd)

Mileage Band 9 - 25 Miles: Fixed

	<u>12 Month Rate</u>	<u>60 Month Rate</u>	<u>USOC</u>
All Zones – All States	\$69.00	\$38.00	1L5MS

Mileage Band 9 - 25 Miles: Per Mile

	<u>12 Month Rate</u>	<u>60 Month Rate</u>	<u>USOC</u>
All Zones – All States	N/A	N/A	1L5MS

Mileage Band Over 25 Miles: Fixed

	<u>12 Month Rate</u>	<u>60 Month Rate</u>	<u>USOC</u>
All Zones – All States	\$36.00	\$20.00	1L5MS

Mileage Band Over 25 Miles: Per Mile

	<u>12 Month Rate</u>	<u>60 Month Rate</u>	<u>USOC</u>
All Zones – All States	\$2.90	\$1.40	1L5MS

ISSUED: JUNE 16, 2011

EFFECTIVE: JULY 1, 2011

ACCESS SERVICE

23 – Metropolitan Statistical Area Access Services (Cont'd)

23.5 Rates and Charges (Cont'd)

23.5.1 BellSouth SWA Dedicated Transport (Cont'd)

23.5.1.1 Vintage Rates (Cont'd)

(B) Vintage Rates by effective date (Cont'd)

The following rates apply to Switched Transport Services installed between July 2, 2002 and May 15, 2008.

BellSouth SWA Managed Shared Network Service
DS1 and DS0 Interfaces- Per Interface

DS1

	<u>12 Month Rate</u>	<u>60 Month Rate</u>	<u>USOC</u>
Zone 1 – All States	\$63.00	\$35.00	OHS1S
Zone 2 – All States	\$69.00	\$39.00	OHS1S
Zone 3 – All States	\$76.00	\$52.00	OHS1S

DS1 Message Trunk Interface

	<u>12 Month Rate</u>	<u>60 Month Rate</u>	<u>USOC</u>
Zone 1 – All States	\$165.00	\$100.00	OHS1M
Zone 2 – All States	\$185.00	\$120.00	OHS1M
Zone 3 – All States	\$210.00	\$140.00	OHS1M

DS0 – per line side connection

	<u>12 Month Rate</u>	<u>60 Month Rate</u>	<u>USOC</u>
All Zones - All States	\$33.00	\$19.00	OHSOL

DS0 – per trunk side connection

	<u>12 Month Rate</u>	<u>60 Month Rate</u>	<u>USOC</u>
All Zones - All States	\$33.00	\$19.00	OHSOT

ISSUED: JUNE 16, 2011

EFFECTIVE: JULY 1, 2011

ACCESS SERVICE

23 – Metropolitan Statistical Area Access Services (Cont'd)

23.5 Rates and Charges (Cont'd)

23.5.1 BellSouth SWA Dedicated Transport (Cont'd)

23.5.1.1 Vintage Rates (Cont'd)

(B) Vintage Rates by effective date (Cont'd)

The following rates apply to Switched Transport Services installed between May 7, 2005 and May 15, 2008.

BellSouth SWA SONET Transport Components

SONET Local Channel Systems, Includes first one-half air mile)

	Transport Payment Plan Rates			
	Plan A	Plan B	Plan C	
	12 to 36	37 to 60	61 to 96	
	Months	Months	Months	USOC
	Per Month Rates			
STS-1 Service, per system				
Zone 1	\$1232.50	\$1105.00	\$977.50	SONLA
Zone 2	\$1232.50	\$1105.00	\$977.50	SONLA
Zone 3	\$1232.50	\$1105.00	\$977.50	SONLA
OC-3 Service, per system				
Zone 1	\$2550.00	\$2295.00	\$2040.00	SONLA
Zone 2	\$2550.00	\$2295.00	\$2040.00	SONLA
Zone 3	\$2550.00	\$2295.00	\$2040.00	SONLA
OC-3 Service, per system with Optical Customer Termination				
Zone 1	\$1968.00	\$1776.00	\$1584.00	SONLB
Zone 2	\$1968.00	\$1776.00	\$1584.00	SONLB
Zone 3	\$1968.00	\$1776.00	\$1584.00	SONLB
OC-3 Service, per system with Optical Serving Wire Center Termination				
Zone 1	\$1968.00	\$1776.00	\$1584.00	SONLC
Zone 2	\$1968.00	\$1776.00	\$1584.00	SONLC
Zone 3	\$1968.00	\$1776.00	\$1584.00	SONLC
OC-12 Service, per system				
Zone 1	\$5100.00	\$4600.00	\$4150.00	SONLA
Zone 2	\$5100.00	\$4600.00	\$4150.00	SONLA
Zone 3	\$5100.00	\$4600.00	\$4150.00	SONLA
OC-12 Service, per system with Optical Customer Termination				
Zone 1	\$3504.00	\$3200.00	\$2880.00	SONLB
Zone 1	\$3504.00	\$3200.00	\$2880.00	SONLB
Zone 1	\$3504.00	\$3200.00	\$2880.00	SONLB

ISSUED: JUNE 16, 2011

EFFECTIVE: JULY 1, 2011

ACCESS SERVICE

23 – Metropolitan Statistical Area Access Services (Cont'd)

23.5 Rates and Charges (Cont'd)

23.5.1 BellSouth SWA Dedicated Transport (Cont'd)

23.5.1.1 Vintage Rates (Cont'd)

(B) Vintage Rates by effective date (Cont'd)

The following rates apply to Switched Transport Services installed between May 7, 2005 and May 15, 2008.

BellSouth SWA SONET Transport Components

SONET Local Channel Systems, Includes first one-half air mile (Cont'd)

	Transport	Payment	Plan Rates	
	Plan A	Plan B	Plan C	
	12 to 36	37 to 60	61 to 96	
	Months	Months	Months	USOC
	Per Month Rates			
OC-12 Service, per system with Optical Serving Wire Center Termination				
Zone 1	\$3504.00	\$3200.00	\$2880.00	SONLC
Zone 2	\$3504.00	\$3200.00	\$2880.00	SONLC
Zone 3	\$3504.00	\$3200.00	\$2880.00	SONLC
OC-48 Service, per system				
Zone 1	\$11000.00	\$10000.00	\$9000.00	SONLA
Zone 2	\$11000.00	\$10000.00	\$9000.00	SONLA
Zone 3	\$11000.00	\$10000.00	\$9000.00	SONLA
OC-48 Service, per system with Optical Customer Termination				
Zone 1	\$7040.00	\$6400.00	\$5760.00	SONLB
Zone 2	\$7040.00	\$6400.00	\$5760.00	SONLB
Zone 3	\$7040.00	\$6400.00	\$5760.00	SONLB
OC-48 Service, per system with Optical Serving Wire Center Termination				
Zone 1	\$7040.00	\$6400.00	\$5760.00	SONLC
Zone 2	\$7040.00	\$6400.00	\$5760.00	SONLC
Zone 3	\$7040.00	\$6400.00	\$5760.00	SONLC
OC-192 Service, per system				
Zone 1	\$18700.00	\$17000.00	\$15300.00	SONLA
Zone 2	\$18700.00	\$17000.00	\$15300.00	SONLA
Zone 3	\$18700.00	\$17000.00	\$15300.00	SONLA

ISSUED: JUNE 16, 2011

EFFECTIVE: JULY 1, 2011

ACCESS SERVICE

23 – Metropolitan Statistical Area Access Services (Cont'd)

23.5 Rates and Charges (Cont'd)

23.5.1 BellSouth SWA Dedicated Transport (Cont'd)

23.5.1.1 Vintage Rates (Cont'd)

(B) Vintage Rates by effective date (Cont'd)

The following rates apply to Switched Transport Services installed between May 7, 2005 and May 15, 2008.

BellSouth SWA SONET Transport Components
Synchronous Channel Interfaces

	Transport Payment Plan Rates			USOC
	Plan A	Plan B	Plan C	
	12 to 36	37 to 60	61 to 96	
	Months	Months	Months	
	Per Month Rates			
<u>Central Office Channel Interfaces</u>				
Per STS-1	\$ 130.00	\$ 122.50	\$ 112.00	SONC4
Per OC-3 {2 Fiber}	\$ 180.00	\$ 165.00	\$ 150.00	SONC2
	{4 Fiber}	\$ 310.00	\$ 282.00	\$ 255.00
Per OC-12 {2 Fiber}	\$ 465.00	\$ 425.00	\$ 380.00	SONC2
	{4 Fiber}	\$ 930.00	\$ 850.00	\$ 760.00
Per OC-48 {2 Fiber}	\$1250.00	\$1150.00	\$ 985.00	SONC2
	{4 Fiber}	\$2500.00	\$2300.00	\$1975.00
Per STS-1 Channel System	\$ 460.00	\$ 435.00	\$ 425.00	SONCS
Per OC-3 Channel System	\$1035.00	\$ 940.00	\$ 850.00	SONCS
Per OC-12 Channel System	\$2075.00	\$1880.00	\$ 1700.00	SONCS
Per OC-48 Channel System	\$4150.00	\$3800.00	\$ 3300.00	SONCS
Per OC-192 Channel System	\$8000.00	\$7600.00	\$6600.00	SONCS

ISSUED: JUNE 16, 2011

EFFECTIVE: JULY 1, 2011

ACCESS SERVICE

23 – Metropolitan Statistical Area Access Services (Cont'd)

23.5 Rates and Charges (Cont'd)

23.5.1 BellSouth SWA Dedicated Transport (Cont'd)

23.5.1.1 Vintage Rates (Cont'd)

(B) Vintage Rates by effective date (Cont'd)

The following rates apply to Switched Transport Services installed between May 7, 2005 and May 15, 2008.

BellSouth SWA SONET Transport Components
Synchronous Channel Interfaces (Cont'd)

	Transport Payment Plan Rates			<u>USOC</u>
	Plan A	Plan B	Plan C	
	12 to 36	37 to 60	61 to 96	
	<u>Months</u>	<u>Months</u>	<u>Months</u>	
	<u>Per Month Rates</u>			
Customer Channel Interfaces				
Per STS-1	\$ 185.00	\$175.00	\$165.00	SONU1
Per OC-3 { 2 Fiber } { 4 Fiber }	\$ 180.00	\$165.00	\$150.00	SONU2
	\$ 350.00	\$330.00	\$300.00	SONU4
Per OC-12{ 2 Fiber } { 4 Fiber }	\$ 535.00	\$495.00	\$450.00	SONU2
	\$1075.00	\$990.00	\$900.00	SONU4
Per OC-48 { 2 Fiber } { 4 Fiber }	\$1250.00	\$1150.00	\$985.00	SONU2
	\$2500.00	\$2300.00	\$1975.00	SONU4

SONET Local Channel System Additional Mileage

Each additional system one-half air mile

Zone 1	\$190.00	\$170.00	\$150.00	SONLM
Zone 2	\$190.00	\$170.00	\$150.00	SONLM
Zone 3	\$190.00	\$170.00	\$150.00	SONLM

ISSUED: JUNE 16, 2011

EFFECTIVE: JULY 1, 2011

ACCESS SERVICE

23 – Metropolitan Statistical Area Access Services (Cont'd)

23.5 Rates and Charges (Cont'd)

23.5.1 BellSouth SWA Dedicated Transport (Cont'd)

23.5.1.1 Vintage Rates (Cont'd)

(B) Vintage Rates by effective date (Cont'd)

The following rates apply to Switched Transport Services installed between May 7, 2005 and May 15, 2008.

BellSouth SWA SONET Transport Components SONET Interoffice Channel (Cont'd)

Interoffice Channel (Cont'd)		Transport Payment Plan Rates			USOC
		Plan A 12 to 36 Months	Plan B 37 to 60 Months	Plan C 61 to 96 Months	
STS-1 service Interoffice Channel System					
Mileage Band 0-8, Fixed, per System					
Zone 1		\$975.00	\$775.00	\$625.00	SON1C
Zone 2		\$975.00	\$775.00	\$625.00	SON1C
Zone 3		\$975.00	\$775.00	\$625.00	SON1C
Mileage Band 0-8, per Mile					
Zone 1		\$80.00	\$70.00	\$60.00	SON1C
Zone 2		\$80.00	\$70.00	\$60.00	SON1C
Zone 3		\$80.00	\$70.00	\$60.00	SON1C
Mileage Band 9-25, Fixed, per System					
Zone 1		\$1125.00	\$925.00	\$775.00	SON1C
Zone 2		\$1125.00	\$925.00	\$775.00	SON1C
Zone 3		\$1125.00	\$925.00	\$775.00	SON1C
Mileage Band 9-25, per Mile					
Zone 1		\$80.00	\$70.00	\$60.00	SON1C
Zone 2		\$80.00	\$70.00	\$60.00	SON1C
Zone 3		\$80.00	\$70.00	\$60.00	SON1C
Mileage Band 26+, Fixed, per System					
Zone 1		\$1325.00	\$1125.00	\$925.00	SON1C
Zone 2		\$1325.00	\$1125.00	\$925.00	SON1C
Zone 3		\$1325.00	\$1125.00	\$925.00	SON1C
Mileage Band 26+, per Mile					
Zone 1		\$80.00	\$70.00	\$60.00	SON1C
Zone 2		\$80.00	\$70.00	\$60.00	SON1C
Zone 3		\$80.00	\$70.00	\$60.00	SON1C

ISSUED: JUNE 16, 2011

EFFECTIVE: JULY 1, 2011

ACCESS SERVICE

23 – Metropolitan Statistical Area Access Services (Cont'd)

23.5 Rates and Charges (Cont'd)

23.5.1 BellSouth SWA Dedicated Transport (Cont'd)

23.5.1.1 Vintage Rates (Cont'd)

(B) Vintage Rates by effective date (Cont'd)

The following rates apply to Switched Transport Services installed between May 7, 2005 and May 15, 2008.

BellSouth SWA SONET Transport Components SONET Interoffice Channel (Cont'd)

	<u>Transport Payment Plan Rates</u>			<u>USOC</u>
	<u>Plan A</u>	<u>Plan B</u>	<u>Plan C</u>	
	<u>12 to 36</u>	<u>37 to 60</u>	<u>61 to 96</u>	
	<u>Months</u>	<u>Months</u>	<u>Months</u>	
	<u>Per Month Rates</u>			
OC-3 service Interoffice Channel System				
Mileage Band 0-8, Fixed, per System				
Zone 1	\$2100.00	\$2000.00	\$1790.00	SON1C
Zone 2	\$2100.00	\$2000.00	\$1790.00	SON1C
Zone 3	\$2100.00	\$2000.00	\$1790.00	SON1C
Mileage Band 0-8, per Mile				
Zone 1	\$280.00	\$220.00	\$190.00	SON1C
Zone 2	\$280.00	\$220.00	\$190.00	SON1C
Zone 3	\$280.00	\$220.00	\$190.00	SON1C
Mileage Band 9-25, Fixed, per System				
Zone 1	\$2100.00	\$2000.00	\$1790.00	SON1C
Zone 2	\$2100.00	\$2000.00	\$1790.00	SON1C
Zone 3	\$2100.00	\$2000.00	\$1790.00	SON1C
Mileage Band 9-25, per Mile				
Zone 1	\$280.00	\$220.00	\$190.00	SON1C
Zone 2	\$280.00	\$220.00	\$190.00	SON1C
Zone 3	\$280.00	\$220.00	\$190.00	SON1C
Mileage Band 26+, Fixed, per System				
Zone 1	\$2100.00	\$2000.00	\$1790.00	SON1C
Zone 2	\$2100.00	\$2000.00	\$1790.00	SON1C
Zone 3	\$2100.00	\$2000.00	\$1790.00	SON1C
Mileage Band 26+, per Mile				
Zone 1	\$280.00	\$220.00	\$190.00	SON1C
Zone 2	\$280.00	\$220.00	\$190.00	SON1C
Zone 3	\$280.00	\$220.00	\$190.00	SON1C

ISSUED: JUNE 16, 2011

EFFECTIVE: JULY 1, 2011

ACCESS SERVICE

23 – Metropolitan Statistical Area Access Services (Cont'd)

23.5 Rates and Charges (Cont'd)

23.5.1 BellSouth SWA Dedicated Transport (Cont'd)

23.5.1.1 Vintage Rates (Cont'd)

(B) Vintage Rates by effective date (Cont'd)

The following rates apply to Switched Transport Services installed between May 7, 2005 and May 15, 2008.

BellSouth SWA SONET Transport Components SONET Interoffice Channel (Cont'd)

	Transport Payment Plan Rates			USOC
	Plan A	Plan B	Plan C	
	12 to 36	37 to 60	61 to 96	
	Months	Months	Months	
	Per Month Rates			
OC-12 service Interoffice Channel System				
Mileage Band 0-8, Fixed, per System				
Zone 1	\$3300.00	\$3000.00	\$2700.00	SON1C
Zone 2	\$3300.00	\$3000.00	\$2700.00	SON1C
Zone 3	\$3300.00	\$3000.00	\$2700.00	SON1C
Mileage Band 0-8, per Mile				
Zone 1	\$320.00	\$290.00	\$260.00	SON1C
Zone 2	\$320.00	\$290.00	\$260.00	SON1C
Zone 3	\$320.00	\$290.00	\$260.00	SON1C
Mileage Band 9-25, Fixed, per System				
Zone 1	\$4800.00	\$4500.00	\$4200.00	SON1C
Zone 2	\$4800.00	\$4500.00	\$4200.00	SON1C
Zone 3	\$4800.00	\$4500.00	\$4200.00	SON1C
Mileage Band 9-25, per Mile				
Zone 1	\$320.00	\$290.00	\$260.00	SON1C
Zone 2	\$320.00	\$290.00	\$260.00	SON1C
Zone 3	\$320.00	\$290.00	\$260.00	SON1C
Mileage Band 26+, Fixed, per System				
Zone 1	\$6500.00	\$6200.00	\$5900.00	SON1C
Zone 2	\$6500.00	\$6200.00	\$5900.00	SON1C
Zone 3	\$6500.00	\$6200.00	\$5900.00	SON1C
Mileage Band 26+, per Mile				
Zone 1	\$320.00	\$290.00	\$260.00	SON1C
Zone 2	\$320.00	\$290.00	\$260.00	SON1C
Zone 3	\$320.00	\$290.00	\$260.00	SON1C

ISSUED: JUNE 16, 2011

EFFECTIVE: JULY 1, 2011

ACCESS SERVICE

23 – Metropolitan Statistical Area Access Services (Cont'd)

23.5 Rates and Charges (Cont'd)

23.5.1 BellSouth SWA Dedicated Transport (Cont'd)

23.5.1.1 Vintage Rates (Cont'd)

(B) Vintage Rates by effective date (Cont'd)

The following rates apply to Switched Transport Services installed between May 7, 2005 and May 15, 2008.

BellSouth SWA SONET Transport Components SONET Interoffice Channel (Cont'd)

	<u>Transport Payment Plan Rates</u>			<u>USOC</u>
	<u>Plan A</u>	<u>Plan B</u>	<u>Plan C</u>	
	<u>12 to 36</u>	<u>37 to 60</u>	<u>61 to 96</u>	
	<u>Months</u>	<u>Months</u>	<u>Months</u>	
	<u>Per Month Rates</u>			
OC-48 service Interoffice Channel System				
Mileage Band 0-8, Fixed, per System				
Zone 1	\$6500.00	\$5800.00	\$5200.00	SON1C
Zone 2	\$6500.00	\$5800.00	\$5200.00	SON1C
Zone 3	\$6500.00	\$5800.00	\$5200.00	SON1C
Mileage Band 0-8, per Mile				
Zone 1	\$500.00	\$450.50	\$400.00	SON1C
Zone 2	\$500.00	\$450.50	\$400.00	SON1C
Zone 3	\$500.00	\$450.50	\$400.00	SON1C
Mileage Band 9-25, Fixed, per System				
Zone 1	\$7300.00	\$6700.00	\$6100.00	SON1C
Zone 2	\$7300.00	\$6700.00	\$6100.00	SON1C
Zone 3	\$7300.00	\$6700.00	\$6100.00	SON1C
Mileage Band 9-25, per Mile				
Zone 1	\$500.00	\$450.50	\$400.00	SON1C
Zone 2	\$500.00	\$450.50	\$400.00	SON1C
Zone 3	\$500.00	\$450.50	\$400.00	SON1C
Mileage Band 26+, Fixed, per System				
Zone 1	\$8600.00	\$7900.00	\$7100.00	SON1C
Zone 2	\$8600.00	\$7900.00	\$7100.00	SON1C
Zone 3	\$8600.00	\$7900.00	\$7100.00	SON1C
Mileage Band 26+, per Mile				
Zone 1	\$500.00	\$450.50	\$400.00	SON1C
Zone 2	\$500.00	\$450.50	\$400.00	SON1C
Zone 3	\$500.00	\$450.50	\$400.00	SON1C

ISSUED: JUNE 16, 2011

EFFECTIVE: JULY 1, 2011

ACCESS SERVICE

23 – Metropolitan Statistical Area Access Services (Cont'd)

23.5 Rates and Charges (Cont'd)

23.5.1 BellSouth SWA Dedicated Transport (Cont'd)

23.5.1.1 Vintage Rates (Cont'd)

(B) Vintage Rates by effective date (Cont'd)

The following rates apply to Switched Transport Services installed between May 7, 2005 and May 15, 2008.

BellSouth SWA SONET Transport Components SONET Interoffice Channel (Cont'd)

	<u>Transport Payment Plan Rates</u>			<u>USOC</u>
	<u>Plan A</u>	<u>Plan B</u>	<u>Plan C</u>	
	<u>12 to 36</u>	<u>37 to 60</u>	<u>61 to 96</u>	
	<u>Months</u>	<u>Months</u>	<u>Months</u>	
	<u>Per Month Rates</u>			
OC-192 service Interoffice Channel System				
Mileage Band 0-8, Fixed, per System				
Zone 1	\$16500.00	\$14800.00	\$13500.00	SON1C
Zone 2	\$16500.00	\$14800.00	\$13500.00	SON1C
Zone 3	\$16500.00	\$14800.00	\$13500.00	SON1C
Mileage Band 0-8, per Mile				
Zone 1	\$500.00	\$450.00	\$400.00	SON1C
Zone 2	\$500.00	\$450.00	\$400.00	SON1C
Zone 3	\$500.00	\$450.00	\$400.00	SON1C
Mileage Band 9-25, Fixed, per System				
Zone 1	\$16900.00	\$15200.00	\$13700.00	SON1C
Zone 2	\$16900.00	\$15200.00	\$13700.00	SON1C
Zone 3	\$16900.00	\$15200.00	\$13700.00	SON1C
Mileage Band 9-25, per Mile				
Zone 1	\$500.00	\$450.00	\$400.00	SON1C
Zone 2	\$500.00	\$450.00	\$400.00	SON1C
Zone 3	\$500.00	\$450.00	\$400.00	SON1C
Mileage Band 26+, Fixed, per System				
Zone 1	\$18700.00	\$16800.00	\$15100.00	SON1C
Zone 2	\$18700.00	\$16800.00	\$15100.00	SON1C
Zone 3	\$18700.00	\$16800.00	\$15100.00	SON1C
Mileage Band 26+, per Mile				
Zone 1	\$500.00	\$450.00	\$400.00	SON1C
Zone 2	\$500.00	\$450.00	\$400.00	SON1C
Zone 3	\$500.00	\$450.00	\$400.00	SON1C

ISSUED: JUNE 16, 2011

EFFECTIVE: JULY 1, 2011

ACCESS SERVICE

23 – Metropolitan Statistical Area Access Services (Cont'd)

23.5 Rates and Charges (Cont'd)

23.5.1 BellSouth SWA Dedicated Transport (Cont'd)

23.5.1.1 Vintage Rates (Cont'd)

(B) Vintage Rates by effective date (Cont'd)

The following rates apply to Switched Transport Services installed between October 14, 2006 to May 15, 2008.

BellSouth SWA Optical Managed Shared Network Service Components
OC-3 Local Channel - Per Local Channel

Zone 1 – All States

	<u>12 Month Rate</u>	<u>60 Month Rate</u>	<u>USOC</u>
Band 1: 1 – 4 OC-3 Local Channels, per Local Channel	\$1,330.00	\$950.00	OHSFL
Band 2: 5 – 16 OC-3 Local Channels, per Local Channel	\$840.00	\$600.00	OHSFL
Band 3: 17 – 64 OC-3 Local Channels, per Local Channel	\$770.00	\$550.00	OHSFL
Band 4: Over 64 OC-3 Local Channels, per Local Channel	\$700.00	\$500.00	OHSFL

Zone 2 – All States

	<u>12 Month Rate</u>	<u>60 Month Rate</u>	<u>USOC</u>
Band 1: 1 – 4 OC-3 Local Channels, per Local Channel	\$1,600.00	\$1,140.00	OHSFL
Band 2: 5 – 16 OC-3 Local Channels, per Local Channel	\$1,010.00	\$720.00	OHSFL
Band 3: 17 – 64 OC-3 Local Channels, per Local Channel	\$925.00	\$660.00	OHSFL
Band 4: Over 64 OC-3 Local Channels, per Local Channel	\$840.00	\$600.00	OHSFL

Zone 3 – All States

	<u>12 Month Rate</u>	<u>60 Month Rate</u>	<u>USOC</u>
Band 1: 1 – 4 OC-3 Local Channels, per Local Channel	\$1,920.00	\$1,370.00	OHSFL
Band 2: 5 – 16 OC-3 Local Channels, per Local Channel	\$1,215.00	\$865.00	OHSFL
Band 3: 17 – 64 OC-3 Local Channels, per Local Channel	\$1,110.00	\$795.00	OHSFL
Band 4: Over 64 OC-3 Local Channels, per Local Channel	\$1,010.00	\$720.00	OHSFL

ISSUED: JUNE 16, 2011

EFFECTIVE: JULY 1, 2011

ACCESS SERVICE

23 - Metropolitan Statistical Area Access Services (Cont'd)

23.5 Rates and Charges (Cont'd)

23.5.2 BellSouth SPA Service

23.5.2.1 Metallic (a.k.a. BellSouth SPA Metallic) Service

ALL STATES

	<u>USOC</u>	<u>Monthly Rates</u>	<u>Nonrecurring Charges</u> <u>First Service Installed</u>	<u>Additional Service Installed</u>
(A) Local Channel - Per Local Channel	T6ECS	\$37.50	\$287.03	\$109.05

(B) Interoffice Channel

<u>Mileage Bands</u>	<u>USOC</u>	<u>Monthly Rates</u>		<u>Nonrecurring Charges</u>
		<u>Fixed</u>	<u>Per Mile</u>	
0	1L5XX	None	None	None
Over 0 to 4	1L5XX	\$ 0	\$11.90	\$84.28
Over 4 to 8	1L5XX	\$ 0	\$11.90	\$84.28
Over 8 to 25	1L5XX	\$ 0	\$11.90	\$84.28
Over 25 to 50	1L5XX	\$ 0	\$11.90	\$84.28
Over 50	1L5XX	\$ 0	\$11.90	\$84.28

(This page filed under Transmittal No. 1)

All BellSouth marks contained herein and as set forth in the trademarks and servicemarks section of this
Tariff are owned by BellSouth Intellectual Property Corporation.

ISSUED: JUNE 16, 2011

EFFECTIVE: JULY 1, 2011

ACCESS SERVICE

23 - Metropolitan Statistical Area Access Services (Cont'd)

23.5 Rates and Charges (Cont'd)

23.5.2 BellSouth SPA Service (Cont'd)

23.5.2.1 Metallic (a.k.a. BellSouth SPA Metallic) Service (Cont'd)

ALL STATES

	<u>USOC</u>	<u>Monthly Rates</u>	<u>Nonrecurring Charges</u>
(C) Optional Features and Functions			
(1) Bridging			
(a) Three Premises Bridging			
- Per port	BCNM3	\$ *	\$14.58
(b) Series Bridging			
- Per port	BCNMS	\$ *	\$14.58
(D) Manual Update NCI Code			
- Per circuit rolled over from 1.544 Mbps to 44.736 Mbps High Capacity Service	RDG	None	\$104.98
(E) Mechanized NCI Code Update			
- Per circuit per tape	NRBU1	None	\$51.96
- Processing charge per tape file run	NRBU2	None	\$861.46
(F) Shared Network Arrangement			
- Coordination Charge Per Arrangement	NRBSN	None	\$ 0.00
- Processing Charge Per Service Order	ORC	None	\$ 0.00

*Service Provided Upon Request (SPUR) in all nine states.

(This page filed under Transmittal No. 1)

All BellSouth marks contained herein and as set forth in the trademarks and service marks section of the
BellSouth Tariffs are owned by BellSouth Intellectual Property Corporation.

ISSUED: JUNE 16, 2011

EFFECTIVE: JULY 1, 2011

ACCESS SERVICE

23 - Metropolitan Statistical Area Access Services (Cont'd)

23.5 Rates and Charges (Cont'd)

23.5.2 BellSouth SPA Service (Cont'd)

23.5.2.2 Telegraph Grade (a.k.a. BellSouth SPA Telegraph) Service

ALL STATES

	<u>USOC</u>	<u>Monthly Rates</u>	<u>Nonrecurring Charges</u> <u>First Service Installed</u>	<u>Additional Service Installed</u>
(A) Local Channel				
- Per Local Channel				
- Two-Wire	T6E2X	\$40.00	\$294.50	\$114.54
- Four-Wire	T6E4X	\$55.00	\$299.66	\$118.35

(B) Interoffice Channel

<u>Mileage Bands</u>	<u>USOC</u>	<u>Monthly Rates</u>		<u>Nonrecurring Charges</u>
		<u>Fixed</u>	<u>Per Mile</u>	
0	1L5XX	None	None	None
Over 0 to 4	1L5XX	\$ 0	\$4.71	\$83.02
Over 4 to 8	1L5XX	\$ 2.48	\$4.71	\$83.02
Over 8 to 25	1L5XX	\$ 4.95	\$4.71	\$83.02
Over 25 to 50	1L5XX	\$ 7.44	\$4.71	\$83.02
Over 50	1L5XX	\$ 9.92	\$4.71	\$83.02

(C) Optional Features
and Functions

	<u>USOC</u>	<u>Monthly Rates</u>	<u>Nonrecurring Charges</u>
(1) Telegraph Bridging			
- Per port			
- Two-Wire	BCNT2	\$1.40	\$12.12
- Four-Wire	BCNT4	\$1.40	\$12.12

ISSUED: JUNE 16, 2011

EFFECTIVE: JULY 1, 2011

ACCESS SERVICE

23 - Metropolitan Statistical Area Access Services (Cont'd)

23.5 Rates and Charges (Cont'd)

23.5.2 BellSouth SPA Service (Cont'd)

23.5.2.2 Telegraph Grade (a.k.a. BellSouth SPA Telegraph) Service (Cont'd)

ALL STATES

	<u>USOC</u>	<u>Monthly Rates</u>	<u>Nonrecurring Charges</u>
(D) Manual Update NCI Code - Per circuit rolled over from 1.544 Mbps to 44.736 Mbps High Capacity (a.k.a. BellSouth SPA High Capacity) Service	RDG	None	\$104.98
(E) Mechanized NCI Code Update - Per circuit per tape	NRBU1	None	\$51.96
- Processing charge per tape file run	NRBU2	None	\$861.46
(F) Shared Network Arrangement - Coordination Charge Per Arrangement	NRBSN	None	\$ 0.00
- Processing Charge Per Service Order	ORC	None	\$ 0.00

(This page filed under Transmittal No. 1)

All BellSouth marks contained herein and as set forth in the trademarks and service marks section of the
BellSouth Tariffs are owned by BellSouth Intellectual Property Corporation.

ISSUED: MAY 18, 2012

EFFECTIVE: MAY 19, 2012

ACCESS SERVICE

23 - Metropolitan Statistical Area Access Services (Cont'd)

23.5 Rates and Charges (Cont'd)

23.5.2 BellSouth SPA Service (Cont'd)

23.5.2.3 Voice Grade (a.k.a. BellSouth SPA DSO VG) Service

- (A) Local Channel
- Per Local Channel

ALL STATES

B ²	<u>Nonrecurring Charges</u>		Month	Plan A ²	Plan	
	<u>First</u>	<u>Additional</u>				
	Service (49-72 Mos.)	Service (49-72 Mos.)	to (24-48 Mos.)			
	<u>Installed</u>		<u>Installed</u>	<u>Month</u>	<u>Mo.</u>	(Dx)
<u>Rates</u>	<u>Mo. Rates</u>	<u>USOC</u>				
Voice Grade (a.k.a. BellSouth SPA DSO VG)						(Dx)
- Two-Wire T6E2X	\$365.00	\$119.49	\$45.00	\$29.00	\$27.50	
- Four-Wire T6E4X	\$40.00	\$270.00	\$125.19	\$65.00	\$44.00	

- (B) Interoffice Channel

	<u>Nonrecurring</u> (49-72 Mos.) <u>Charges</u>	Month to <u>Month</u>	Plan A ² (24-48 Mos.) <u>Mo. Rates</u>	Plan B ² <u>Mo. Rates</u>	<u>USOC</u>	(Dx)
Voice Grade (a.k.a. BellSouth SPA DSO VG)						(Dx)
- Fixed 1L5XX	\$110.00	\$27.00	\$22.00	\$19.00		
- Per Mile 1L5XX	N/A	\$ 2.00	\$ 1.45	\$ 1.10		

- (C) Optional Features
and Functions

	<u>Nonrecurring</u> <u>Charges</u>	<u>Monthly</u> <u>Rates</u>	<u>USOC</u>
(1) Bridging			
Two-Wire/Four-Wire			
-Per Port			
-Two-Wire	\$52.00	\$ 8.00	
	BCNV2		
-Four-Wire	\$52.00	\$10.00	
	BCNV4		

Note 1:

Rates are

(This page filed under Transmittal No. 0032)

All BellSouth marks contained herein and as set forth in the trademarks and servicemarks section of this Tariff are owned by BellSouth Intellectual Property Corporation.

BELLSOUTH TELECOMMUNICATIONS
Four AT&T Plaza, Dallas, Texas 75202

TARIFF F.C.C. NO. 1
2ND REVISED PAGE 23-151
CANCELS 1ST REVISED PAGE 23-151

ISSUED: MAY 18, 2012

EFFECTIVE: MAY 19, 2012

Note 2:

~~(S)~~ Channel

(Dx)

|

(Dx)

- (x) Issued under authority of Special Permission No. 12-011 of the FCC in order to withdraw material filed under Transmittal No. 29 without its becoming effective and to restore currently effective material.

(This page filed under Transmittal No. 0032)

All BellSouth marks contained herein and as set forth in the trademarks and servicemarks section of this Tariff are owned by BellSouth Intellectual Property Corporation.

ISSUED: JUNE 16, 2011

EFFECTIVE: JULY 1, 2011

ACCESS SERVICE

23 - Metropolitan Statistical Area Access Services (Cont'd)

23.5 Rates and Charges (Cont'd)

23.5.2 BellSouth SPA Service (Cont'd)

23.5.2.3 Voice Grade (a.k.a. BellSouth SPA DS0 VG) Service (Cont'd)

ALL STATES (Cont'd)

(C) Optional Features and Functions (Cont'd)	<u>USOC</u>	<u>Monthly Rates</u>	<u>Nonrecurring Charges</u>	
(1) Bridging (Cont'd)				
(a) <u>Data Bridging</u>				
Two-Wire/Four-Wire				
- Per Port				
- Two-Wire	BCND2	\$15.00	\$52.00	
- Four-Wire	BCND4	\$13.00	\$52.00	
(b) <u>Telephoto Bridging</u>				
Two-Wire/Four-Wire				
- Per Port				
- Two-Wire	BCNF2	\$ 8.00	\$52.00	
- Four-Wire	BCNF4	\$10.00	\$52.00	
	<u>USOC</u>	<u>Monthly Rates</u>	<u>Nonrecurring Charges</u>	
			<u>Initial</u>	<u>Subsequent</u>
(2) Conditioning				
- Per Local Channel				
C - Type	X1CPT	\$3.00	\$17.41	\$110.00
Improved Attenuation				
Distortion	UHW	\$0.00	\$ 0.00	\$186.55
Improved Envelope				
Delay Distortion				
With Improved				
Attenuation				
Distortion	UHY	\$16.00	\$69.05	\$186.55
Sealing Current	1HBPT	\$.95	None	None

ISSUED: JUNE 16, 2011

EFFECTIVE: JULY 1, 2011

ACCESS SERVICE

23 - Metropolitan Statistical Area Access Services (Cont'd)

23.5 Rates and Charges (Cont'd)

23.5.2 BellSouth SPA Service (Cont'd)

23.5.2.3 Voice Grade (a.k.a. BellSouth SPA DSO VG) Service (Cont'd)

ALL STATES (Cont'd)

(C) Optional Features and Functions (Cont'd)	<u>USOC</u>	<u>Monthly Rates</u>	<u>Nonrecurring Charges</u>	
			<u>Initial</u>	<u>Subsequent</u>
(3) Echo Control for Effective Two-Wire Service Per Local Channel				
- Improved Return Loss At the Two-Wire Point of Termination	1RL2W	\$ 8.00	\$49.88	\$369.30
- ELEPL2 At the Four-Wire Point of Termination	UHZ	\$20.00	\$32.19	\$120.00
(4) Customer Specified Receive Level				
- Per Local Channel	RLS	\$12.35	\$ 0.00	\$110.00
(5) D-Conditioning				
- Per Local Channel	XDCPT	\$ 1.90	\$ 5.40	\$357.66
(6) Telephoto Conditioning				
- Per Local Channel	XTCPT	\$ 4.00	\$ 4.43	\$332.56
(7) Signaling Capability				
- Per Local Channel				
- Loop	XSS++*	\$ 6.00	\$ 5.43	\$318.41
- Single Frequency	XSSSF	\$ 7.00	\$15.00	\$318.58
- E&M	XSS+***	\$15.00	\$15.00	\$329.97
- Ground	XSS+****	\$ 6.00	\$ 5.40	\$306.32
- Other	XSS+*****	\$12.00	\$ 5.39	\$316.94

* In lieu of ++ substitute LO or LS as appropriate.

** In lieu of ++ substitute EA, EB, EC or CT as appropriate.

*** In lieu of ++ substitute GO or GS as appropriate.

**** In lieu of ++ substitute LA, LB, LC, LR, RV, DX, DY, EX, AB or AC as appropriate.

ISSUED: SEPTEMBER 12, 2012

EFFECTIVE: SEPTEMBER 27, 2012

ACCESS SERVICE

23 - Metropolitan Statistical Area Access Services (Cont'd)

23.5 Rates and Charges (Cont'd)

23.5.2 BellSouth SPA Service (Cont'd)

23.5.2.3 Voice Grade (a.k.a. BellSouth SPA DSO VG) Service (Cont'd)

ALL STATES (Cont'd)

(C) Optional Features and Functions (Cont'd)	<u>USOC</u>	<u>Monthly Rates</u>	<u>Nonrecurring Charges</u>	
			<u>Initial</u>	<u>Subsequent</u>
(8) Improved Termination - Per Local Channel	UGD	\$6.00	\$4.50	\$319.11
(9) Simplex Reversal - Per Local Channel	UGJ	None	None	None
		<u>USOC</u>	<u>Monthly Rates</u>	<u>Nonrecurring Charges</u>
(D) Manual Update NCI Code				
- Per circuit rolled over from 1.544 Mbps to 44.736 Mbps High Capacity Service		RDG	None	\$104.98

(E)

(D)

(D)

ISSUED: SEPTEMBER 12, 2012

EFFECTIVE: SEPTEMBER 27, 2012

ACCESS SERVICE

23 - Metropolitan Statistical Area Access Services (Cont'd)

23.5 Rates and Charges (Cont'd)

23.5.2 BellSouth SPA Service (Cont'd)

23.5.2.3 Voice Grade (a.k.a. BellSouth SPA DSO VG) Service (Cont'd)

ALL STATES (Cont'd)

	<u>USOC</u>	<u>Monthly Rates</u>	<u>Nonrecurring Charges</u>
(F) Mechanized NCI Code Update			
- Per circuit per tape	NRBU1	None	\$ 51.96
- Processing charge per tape file run	NRBU2	None	\$861.46

(G)

(D)
|
(D)

ISSUED: SEPTEMBER 12, 2012

EFFECTIVE: SEPTEMBER 27, 2012

ACCESS SERVICE

23 - Metropolitan Statistical Area Access Services (Cont'd)

23.5 Rates and Charges (Cont'd)

23.5.2 BellSouth SPA Service (Cont'd)

23.5.2.3 Voice Grade (a.k.a. BellSouth SPA DSO VG) Service (Cont'd)

<u>ALL STATES</u> (Cont'd)				
	<u>USOC</u>	<u>Monthly Rates</u>	<u>Nonrecurring Charges</u>	
(H)				(D)
(I) Shared Network Arrangement				(D)
- Coordination Charge Per Arrangement	NRBSN	None	\$ 0.00	
- Processing Charge Per Service Order	ORC	None	\$ 0.00	

(This page filed under Transmittal No. 0042)

All BellSouth marks contained herein and as set forth in the trademarks and service marks section of the
BellSouth Tariffs are owned by BellSouth Intellectual Property Corporation.

ISSUED: JUNE 16, 2011

EFFECTIVE: JULY 1, 2011

ACCESS SERVICE

23 - Metropolitan Statistical Area Access Services (Cont'd)

23.5 Rates and Charges (Cont'd)

23.5.2 BellSouth SPA Service (Cont'd)

23.5.2.3 Voice Grade (a.k.a. BellSouth SPA DSO VG) Service (Cont'd)

23.5.2.3.1 WATS Access Line (a.k.a. BellSouth SPA WATS Line) Service

ALL STATES

(A) Local Channel
-Per Local Channel

	<u>Nonrecurring Charges</u>			<u>Plan A¹</u> <u>(24-48 Mos.)</u> <u>Mo. Rates</u>	<u>Plan B¹</u> <u>(49-72 Mos.)</u> <u>Mo. Rates</u>	<u>USOC</u>
	<u>First</u> <u>Service</u> <u>Installed</u>	<u>Additional</u> <u>Service</u> <u>Installed</u>	<u>Month</u> <u>to</u> <u>Month</u>			
Voice Grade (a.k.a. BellSouth SPA DSO VG)						
-Two-Wire	\$345.00	\$121.22	\$50.00	\$29.00	\$27.50	X2L ² ,X2W
-Four-Wire	\$375.00	\$127.87	\$70.00	\$45.00	\$42.50	X4L ² ,X4W

(B) Interoffice Channel for WATS
Access Line (a.k.a. BellSouth SPA WATS Line) Extension

	<u>Nonrecurring</u> <u>Charges</u>	<u>Month</u> <u>to</u> <u>Month</u>	<u>Plan A¹</u> <u>(24-48 Mos.)</u> <u>Mo. Rates</u>	<u>Plan B¹</u> <u>(49-72 Mos.)</u> <u>Mo. Rates</u>	<u>USOC</u>
Voice Grade (a.k.a. BellSouth SPA DSO VG)					
-Fixed	\$ 89.00	\$35.00	\$29.00	\$27.40	1LFFX
-Per Mile	N/A	\$ 2.00	\$ 1.70	\$ 1.60	11FFX

(C) Optional Features and Functions

	<u>Nonrecurring Charges</u>		<u>Monthly</u> <u>Rate</u>	<u>USOC</u>
	<u>Initial</u>	<u>Subsequent</u>		
(1) Improved two-wire Voice Transmission specifications for two-wire WATS Access Line	\$25.00	\$95.77	\$6.00	X2T

Note 1: Channel Services Payment Plan and Area Commitment Plan rates.

Note 2: For use with Direct Inward Dial (DDD) or DID/DOD Access service with BSA for use with WATS Access Lines (a.k.a. BellSouth SPA WATS Line) described in Section 6.3.3(A)(10) and provided in Section 6.8.2(D) of this tariff.

(This page filed under Transmittal No. 1)

All BellSouth marks contained herein and as set forth in the trademarks and servicemarks section of this Tariff are owned by BellSouth Intellectual Property Corporation.

ISSUED: JUNE 16, 2011

EFFECTIVE: JULY 1, 2011

ACCESS SERVICE

23 - Metropolitan Statistical Area Access Services (Cont'd)

23.5 Rates and Charges (Cont'd)

23.5.2 BellSouth SPA Service (Cont'd)

23.5.2.3 Voice Grade (a.k.a. BellSouth SPA DSO VG) Service (Cont'd)

23.5.2.3.1 WATS Access Line (a.k.a. BellSouth SPA WATS Line) Service

ALL STATES (Cont'd)

	<u>USOC</u>	<u>Monthly Rates</u>	<u>Nonrecurring Charges</u>
(C) Optional Features and Functions (Cont'd)			
(2) WATS Access Line (a.k.a. BellSouth SPA WATS Line) Bridging			
Two-Wire/Four-Wire			
- Per Port			
- Two-Wire	BCNV2	\$ 8.00	\$52.00
- Four-Wire	BCNV4	\$10.00	\$52.00

(D) Shared Network Arrangement

	<u>USOC</u>	<u>Monthly Rates</u>	<u>Nonrecurring Charges</u>
- Coordination charge per arrangement	NRBSN	None	\$ 0.00
- Processing charge per service order	ORC	None	\$ 0.00

(This page filed under Transmittal No. 1)

All BellSouth marks contained herein and as set forth in the trademarks and service marks section of the
BellSouth Tariffs are owned by BellSouth Intellectual Property Corporation.

ISSUED: JULY 29, 2011

EFFECTIVE: JULY 30, 2011

ACCESS SERVICE

23 - Metropolitan Statistical Area Access Services (Cont'd)

23.5 Rates and Charges (Cont'd)

23.5.2 BellSouth SPA Service (Cont'd)

23.5.2.4 Program Audio (a.k.a. BellSouth SPA Program Audio) Service

23.5.2.4.1 Monthly Rates and Charges

ALL STATES

	<u>USOC</u>	<u>Monthly Rates</u>	<u>Nonrecurring Charges</u>	
			<u>First Service Installed</u>	<u>Additional Service Installed</u>
(A) Local Channel				
- Per Local Channel				
- 200 to 3500 Hz	T6ECS	\$ 30.48(I)	\$397.77(I)	\$156.00(I)
- 100 to 5000 Hz	T6ECS	\$ 46.00(I)	\$437.84(I)	\$195.26(I)
- 50 to 8000 Hz	T6ECS	\$ 46.58(I)	\$467.16(I)	\$203.21(I)
- 50 TO 15000 Hz	T6ECS	\$100.05(I)	\$511.34(I)	\$237.90(I)

	<u>USOC</u>	<u>Monthly Rates</u>		<u>Nonrecurring Charges</u>
		<u>Fixed</u>	<u>Per Mile</u>	
(B) Interoffice Channel				
(1) 200 to 3500 Hz				
<u>Mileage Bands</u>				
0	1L5XX	None	None	None
Over 0 to 4	1L5XX	\$20.70(I)	\$1.04(I)	\$85.53
Over 4 to 8	1L5XX	\$20.70(I)	\$1.04(I)	\$85.53
Over 8 to 25	1L5XX	\$20.70(I)	\$1.04(I)	\$85.53
Over 25 to 50	1L5XX	\$20.70(I)	\$1.04(I)	\$85.53
Over 50	1L5XX	\$20.70(I)	\$1.04(I)	\$85.53
(2) 100 to 5000 Hz				
<u>Mileage Bands</u>				
0	1L5XX	None	None	None
Over 0 to 4	1L5XX	\$28.75(I)	\$1.15(I)	\$93.07
Over 4 to 8	1L5XX	\$28.75(I)	\$1.15(I)	\$93.07
Over 8 to 25	1L5XX	\$28.75(I)	\$1.15(I)	\$93.07
Over 25 to 50	1L5XX	\$28.75(I)	\$1.15(I)	\$93.07
Over 50	1L5XX	\$28.75(I)	\$1.15(I)	\$93.07

ISSUED: JULY 29, 2011

EFFECTIVE: JULY 30, 2011

ACCESS SERVICE

23 - Metropolitan Statistical Area Access Services (Cont'd)

23.5 Rates and Charges (Cont'd)

23.5.2 BellSouth SPA Service (Cont'd)

23.5.2.4 Program Audio (a.k.a. BellSouth SPA Program Audio) Service (Cont'd)

23.5.2.4.1 Monthly Rates and Charges (Cont'd)

(B) Interoffice Channel (Cont'd)

ALL STATES (Cont'd)

	<u>USOC</u>	<u>Monthly Rates</u>		<u>Nonrecurring Charges</u>
		<u>Fixed</u>	<u>Per Mile</u>	
(3) 50 to 8000 Hz <u>Mileage Bands</u>				
0	1L5XX	None	None	None
Over 0 to 4	1L5XX	\$ 41.40(I)	\$ 2.30(I)	\$ 98.97
Over 4 to 8	1L5XX	\$ 41.40(I)	\$ 1.15(I)	\$ 98.97
Over 8 to 25	1L5XX	\$ 41.40(I)	\$ 1.15(I)	\$ 98.97
Over 25 to 50	1L5XX	\$ 41.40(I)	\$ 1.15(I)	\$ 98.97
Over 50	1L5XX	\$ 41.40(I)	\$ 1.15(I)	\$ 98.97
(4) 50 to 15000 Hz <u>Mileage Bands</u>				
0	1L5XX	None	None	None
Over 0 to 4	1L5XX	\$132.25(I)	\$ 1.15(I)	\$151.24
Over 4 to 8	1L5XX	\$132.25(I)	\$ 1.15(I)	\$151.24
Over 8 to 25	1L5XX	\$132.25(I)	\$ 1.15(I)	\$151.24
Over 25 to 50	1L5XX	\$132.25(I)	\$ 1.15(I)	\$151.24
Over 50	1L5XX	\$132.25(I)	\$ 1.15(I)	\$151.24
(C) Optional Features and Functions	<u>USOC</u>	<u>Monthly Rates</u>		<u>Nonrecurring Charges</u>
(1) Bridging (Distribution) Amplifier)				
- Per port	BCNPT	\$ 3.45(I)		\$14.58
			<u>Nonrecurring Charges</u>	
			<u>Initial</u>	<u>Subsequent</u>
(2) Gain Conditioning				
- Per service	XGC	None	\$25.15	\$75.36
(3) Stereo				
- Per service	XSC	None	None	None

ISSUED: JUNE 16, 2011

EFFECTIVE: JULY 1, 2011

ACCESS SERVICE

23 - Metropolitan Statistical Area Access Services (Cont'd)

23.5 Rates and Charges (Cont'd)

23.5.2 BellSouth SPA Service (Cont'd)

23.5.2.4 Program Audio (a.k.a. BellSouth SPA Program Audio) Service (Cont'd)

23.5.2.4.1 Monthly Rates and Charges (Cont'd)

ALL STATES (Cont'd)

	<u>USOC</u>	<u>Monthly Rates</u>	<u>Nonrecurring Charges</u>
(D) Manual Update NCI Code			
- Per circuit rolled over from 1.544 Mbps to 44.736 Mbps High Capacity Service (a.k.a. BellSouth SPA High Capacity)	RDG	None	\$104.98
(E) Mechanized NCI Code Update			
- Per circuit per tape	NRBU1	None	\$51.96
- Processing charge per tape file run	NRBU2	None	\$861.46
(F) Shared Network Arrangement			
- Coordination charge per arrangement	NRBSN	None	\$ 0.00
- Processing charge per service order	ORC	None	\$ 0.00

(This page filed under Transmittal No. 1)

All BellSouth marks contained herein and as set forth in the trademarks and service marks section of the
BellSouth Tariffs are owned by BellSouth Intellectual Property Corporation.

ISSUED: JUNE 16, 2011

EFFECTIVE: JULY 1, 2011

ACCESS SERVICE

23 - Metropolitan Statistical Area Access Services (Cont'd)

23.5 Rates and Charges (Cont'd)

23.5.2 BellSouth SPA Service (Cont'd)

23.5.2.4 Program Audio (a.k.a. BellSouth SPA Program Audio) Service (Cont'd)

23.5.2.4.2 Daily Rates and Charges

ALL STATES

Nonrecurring Charges

	<u>USOC</u>	<u>Daily*</u> <u>Rates</u>	<u>First</u> <u>Service</u> <u>Installed</u>	<u>Additional</u> <u>Service</u> <u>Installed</u>
(A) Local Channel				
- Per Local Channel				
- 200 to 3500 Hz	T6ECS	\$3.91	\$356.05	\$139.83
- 100 to 5000 Hz	T6ECS	\$4.77	\$398.57	\$174.12
- 50 to 8000 Hz	T6ECS	\$5.07	\$407.17	\$180.96
- 50 to 15000 Hz	T6ECS	\$9.50	\$442.01	\$211.42
(B) Interoffice Channel	<u>USOC</u>	<u>Daily Rates*</u>		<u>Nonrecurring</u> <u>Charges</u>
		<u>Fixed</u>	<u>Per Mile</u>	
(1) 200 to 3500 Hz				
<u>Mileage Bands</u>				
0	1L5XX	None	None	None
Over 0 to 4	1L5XX	\$.99	\$.22	\$85.93
Over 4 to 8	1L5XX	\$1.25	\$.22	\$85.93
Over 8 to 25	1L5XX	\$1.50	\$.22	\$85.93
Over 25 to 50	1L5XX	\$1.75	\$.22	\$85.93
Over 50	1L5XX	\$2.01	\$.22	\$85.93
(2) 100 to 5000 Hz				
<u>Mileage Bands</u>				
0	1L5XX	None	None	None
Over 0 to 4	1L5XX	\$1.30	\$.36	\$94.00
Over 4 to 8	1L5XX	\$1.63	\$.36	\$94.00
Over 8 to 25	1L5XX	\$1.96	\$.36	\$94.00
Over 25 to 50	1L5XX	\$2.29	\$.36	\$94.00
Over 50	1L5XX	\$2.62	\$.36	\$94.00

*Daily rates will be topped and maximum rate derived as set forth in 7.4.1.(B).

ISSUED: JUNE 16, 2011

EFFECTIVE: JULY 1, 2011

ACCESS SERVICE

23 - Metropolitan Statistical Area Access Services (Cont'd)

23.5 Rates and Charges (Cont'd)

23.5.2 BellSouth SPA Service (Cont'd)

23.5.2.4 Program Audio (a.k.a. BellSouth SPA Program Audio) Service (Cont'd)

23.5.2.4.2 Daily Rates and Charges (Cont'd)

		<u>ALL STATES</u> (Cont'd)		<u>Nonrecurring Charges</u>
		<u>Daily Rates*</u>		
	<u>USOC</u>	<u>Fixed</u>	<u>Per Mile</u>	
(B) Interoffice Channel (Cont'd)				
(3) 50 to 8000 Hz				
<u>Mileage Bands</u>				
0	1L5XX	None	None	None
Over 0 to 4	1L5XX	\$ 1.35	\$.46	\$ 99.77
Over 4 to 8	1L5XX	\$ 1.67	\$.46	\$ 99.77
Over 8 to 25	1L5XX	\$ 2.02	\$.46	\$ 99.77
Over 25 to 50	1L5XX	\$ 2.33	\$.46	\$ 99.77
Over 50	1L5XX	\$ 2.66	\$.46	\$ 99.77
(4) 50 to 15000 Hz				
<u>Mileage Bands</u>				
0	1L5XX	None	None	None
Over 0 to 4	1L5XX	\$ 4.25	\$1.22	\$155.03
Over 4 to 8	1L5XX	\$ 5.54	\$1.22	\$155.03
Over 8 to 25	1L5XX	\$ 6.85	\$1.22	\$155.03
Over 25 to 50	1L5XX	\$ 8.12	\$1.22	\$155.03
Over 50	1L5XX	\$ 9.42	\$1.22	\$155.03
(C) Optional Features and Functions				
	<u>USOC</u>	<u>Daily*</u> <u>Rates</u>		<u>Nonrecurring Charges</u>
(1) Bridging (Distribution Amplifier)				
- Per port	BCNPT	\$1.39		\$16.05

*Daily rates will be topped and maximum rates derived as set forth in 7.4.1(B).

ISSUED: JUNE 16, 2011

EFFECTIVE: JULY 1, 2011

ACCESS SERVICE

23 - Metropolitan Statistical Area Access Services (Cont'd)

23.5 Rates and Charges (Cont'd)

23.5.2 BellSouth SPA Service (Cont'd)

23.5.2.4 Program Audio (a.k.a. BellSouth SPA Program Audio) Service (Cont'd)

23.5.2.4.2 Daily Rates and Charges (Cont'd)

ALL STATES (Cont'd)

(C) Optional Features and Functions (Cont'd)	USOC	<u>Daily*</u> <u>Rates</u>	<u>Nonrecurring Charges</u>	
			<u>Initial</u>	<u>Subsequent</u>
(2) Gain Conditioning - Per service	XGC	None	\$25.15	\$75.36
(3) Stereo - Per service	XSC	None	None	None
	<u>USOC</u>	<u>Monthly</u> <u>Rates</u>	<u>Nonrecurring</u> <u>Charges</u>	
(D) Shared Network Arrangement				
- Coordination charge per arrangement	NRBSN	None		\$ 0.00
- Processing charge per service order	ORC	None		\$ 0.00

*Daily rates will be topped and maximum rates derived as set forth in
7.4.1(B).

(This page filed under Transmittal No. 1)

All BellSouth marks contained herein and as set forth in the trademarks and service marks section of the
BellSouth Tariffs are owned by BellSouth Intellectual Property Corporation.

ISSUED: JUNE 16, 2011

EFFECTIVE: JULY 1, 2011

ACCESS SERVICE

23 - Metropolitan Statistical Area Access Services

23.5 Rates and Charges (Cont'd)

23.5.2 BellSouth SPA Service (Cont'd)

23.5.2.5 Video (a.k.a. BellSouth SPA Video) Services

23.5.2.5.1 Broadcast Quality Video (a.k.a. BellSouth SPA Broadcast Quality Video) Service

23.5.2.5.1.1 Rates and Charges

ALL STATES

	<u>Nonre- curring Charges</u>	<u>----- Recurring Charges -----</u>				<u>USOC</u>
		<u>Month To Month</u>	<u>Plan A 24-48 Months</u>	<u>Plan B 49-72 Months</u>	<u>Plan C 73-96 Months</u>	
(A) Local Channel, each						
(1) NTSC Transmit	\$298.00	\$309.00	\$278.10	\$262.65	\$247.20	TME1T
(2) NTSC Receive	\$298.00	\$309.00	\$278.10	\$262.65	\$247.20	TME1R
(B) Interoffice Channel, each						
(1) NTSC 1-20 miles						
- Fixed	\$170.00	\$185.00	\$166.50	\$157.25	\$148.00	1L5F1
- Per Airline mile or fraction thereof	NA	\$ 52.00	\$ 46.80	\$ 44.20	\$ 41.60	1L5A1
(2) NTSC Over 20 miles						
- Fixed	\$265.00	\$490.00	\$441.00	\$416.50	\$392.00	1L5F2
- Per Airline mile or fraction thereof	NA	\$ 78.50	\$ 70.65	\$ 66.72	\$ 62.80	1L5A2

(This page filed under Transmittal No. 1)

All AT&T and BellSouth marks contained herein and as set forth in the trademarks and service marks section of the BellSouth Tariff are owned by AT&T Intellectual Property or AT&T affiliated companies.

ISSUED: MARCH 28, 2013

EFFECTIVE: APRIL 12, 2013

ACCESS SERVICE

23 - Metropolitan Statistical Area Access Services (Cont'd)

23.5 Rates and Charges (Cont'd)

23.5.2 BellSouth SPA Service (Cont'd)

23.5.2.5 Video (a.k.a. BellSouth SPA Video) Services (Cont'd)

23.5.2.5.2

(D)

(D)

ISSUED: MARCH 28, 2013

EFFECTIVE: APRIL 12, 2013

ACCESS SERVICE

23 - Metropolitan Statistical Area Access Services (Cont'd)

23.5 Rates and Charges (Cont'd)

23.5.2 BellSouth SPA Service (Cont'd)

23.5.2.5 Video (a.k.a. BellSouth SPA Video) Services (Cont'd)

23.5.2.5.2

(D)

(D)

ISSUED: JUNE 16, 2011

EFFECTIVE: JULY 1, 2011

ACCESS SERVICE

23 - Metropolitan Statistical Area Access Services (Cont'd)

23.5 Rates and Charges (Cont'd)

23.5.2 BellSouth SPA Service (Cont'd)

23.5.2.5 Video (a.k.a. BellSouth SPA Video) Services (Cont'd)

23.5.2.5.3 Uncompressed Switched Video (a.k.a. BellSouth SPA Uncompressed Switched Video) Service

23.5.2.5.3.1 Rates and Charges

		<u>Nonrecurring Charge</u>	<u>Recurring Charge</u>		<u>USOC</u>		
			<u>Month to Month</u>	<u>Plan A 36 Month per month Rate</u>			
A. Local Channel							
1. Single Channel System							
a. Per Video Channel, each							
(1)	Transmit	\$225.00	\$448.00	\$358.00	UVSLT		
(2)	Receive	\$225.00	\$438.00	\$350.00	UVSLR		
2. Multiple Channel System (up to 6 Video Channels per system)							
a. Per System, each							
(1)	Transmit	\$780.00	\$850.00	\$773.00	UVSL1		
(2)	Receive	\$780.00	\$730.00	\$663.00	UVSL2		
b. Per Video Channel, each							
(1)	Transmit	\$400.00	\$140.00	\$128.00	UVSL3		
(2)	Receive	\$400.00	\$115.00	\$104.00	UVSL4		

ISSUED: JUNE 16, 2011

EFFECTIVE: JULY 1, 2011

ACCESS SERVICE

23 - Metropolitan Statistical Area Access Services (Cont'd)

23.5 Rates and Charges (Cont'd)

23.5.2 BellSouth SPA Service (Cont'd)

23.5.2.5 Video (a.k.a. BellSouth SPA Video) Services (Cont'd)

23.5.2.5.3 Uncompressed Switched Video (a.k.a. BellSouth SPA Uncompressed Switched Video) Service (Cont'd)

23.5.2.5.3.1 Rates and Charges (Cont'd)

	<u>Nonrecurring Charge</u>	<u>Recurring Charge</u>		<u>USOC</u>
		<u>Month to Month</u>	<u>Plan A 36 Month per month Rate</u>	
A. Local Channel (Cont'd)				
3. Additional Two Audio Channels per Video Channel ¹	\$245.00	\$89.00	\$85.00	UVSL7
4. Optional Four 20 kHz Audio Channels Per Video Channel ²	265.00	40.00	40.00	UVSLA

Note 1: Only one nonrecurring charge is applicable for 2 additional audio channels installed on the same video channel at the same time, on the same system.

Note 2: Only one nonrecurring charge is applicable for four 20 kHz audio channels installed on the same video channel at the same time, on the same system.

ISSUED: JUNE 16, 2011

EFFECTIVE: JULY 1, 2011

ACCESS SERVICE

23 - Metropolitan Statistical Area Access Services (Cont'd)

23.5 Rates and Charges (Cont'd)

23.5.2 BellSouth SPA Service (Cont'd)

23.5.2.5 Video (a.k.a. BellSouth SPA Video) Services (Cont'd)

23.5.2.5.3 Uncompressed Switched Video (a.k.a. BellSouth SPA Uncompressed Switched Video) Service (Cont'd)

23.5.2.5.3.1 Rates and Charges (Cont'd)

		<u>Recurring Charge</u>		<u>USOC</u>
		<u>Month to Month</u>	<u>Plan A 36 Month per month Rate</u>	
		<u>Nonrecurring Charge</u>		
B. Interoffice Channel				
1. Single Channel System, each				
a. Per airline mile or fraction thereof	\$140.00	\$ 51.30	\$ 40.37	1L5UA
b. Regenerator, each (Requires 1 per 20 miles after initial 20 miles)	\$ 65.00	\$300.00	\$240.00	UVSXB
2. Multiple Channel System (up to 6 Video Channels per system)				
a. Per airline mile or fraction thereof	\$275.00	\$ 42.50	\$ 40.37	1L5UC
b. Regenerator, each (Requires 1 per 20 miles after initial 20 miles.)	\$ 65.00	\$550.00	\$525.00	UVSXD
3. Multiple Channel System Interface (up to 6 video channels per system)				
a. Per system, each				
(1) Transmit	\$700.00	\$705.00	\$640.00	UVSXT
(2) Receive	\$700.00	\$580.00	\$530.00	UVSXR

ISSUED: JUNE 16, 2011

EFFECTIVE: JULY 1, 2011

ACCESS SERVICE

23 - Metropolitan Statistical Area Access Services (Cont'd)

23.5 Rates and Charges (Cont'd)

23.5.2 BellSouth SPA Service (Cont'd)

23.5.2.5 Video (a.k.a. BellSouth SPA Video) Services (Cont'd)

23.5.2.5.3 Uncompressed Switched Video (a.k.a. BellSouth SPA Uncompressed Switched Video) Service (Cont'd)

23.5.2.5.3.1 Rates and Charges (Cont'd)

	<u>Nonrecurring Charge</u>	<u>USOC</u>
C. Move Charges		
1. Local Channel		
a. Single Channel System Per Video Channel, Transmit or Receive	\$325.00	UVSM1
b. Multiple Channel System Per System, Transmit or Receive	\$370.00	UVSM2
2. Interoffice Channel		
a. Single Channel System, each	\$275.00	UVSM3
b. Multiple Channel System, each	\$275.00	UVSM4
c. Multiple Channel System Interface (Transmit or Receive) Per System	\$700.00	UVSM5